



Washington Wizards (15-67)

FINISHED 4TH IN DIVISION, 14TH IN CONFERENCE

LAST GAME STARTERS

PLAYER / 2023-24 REGULAR SEASON AVERAGES

#1	Johnny Davis			F • 6-5 • 195 • Wisconsin • 1st Season		
GP/GS	PPG	RPG	APG	SPG	BPG	MPG
50/6	3.0	1.4	0.6	0.4	0.2	12.3
#7	Patrick Baldwin Jr.			F • 6-9 • 220 • Wisconsin-Milwaukee • 1st Season		
GP/GS	PPG	RPG	APG	SPG	BPG	MPG
38/7	4.4	3.2	0.8	0.5	0.4	13.0
#16	Anthony Gill			C • 6-8 • 230 • Virginia • 3rd Season		
GP/GS	PPG	RPG	APG	SPG	BPG	MPG
50/3	3.8	1.9	0.7	0.3	0.2	9.3
#8	Deni Avdija			G • 6-9 • 210 • Maccabi Tel Aviv • 3rd Season		
GP/GS	PPG	RPG	APG	SPG	BPG	MPG
75/75	14.7	7.2	3.8	0.8	0.5	30.1
#24	Corey Kispert			G • 6-7 • 220 • Gonzaga • 2nd Season		
GP/GS	PPG	RPG	APG	SPG	BPG	MPG
80/22	13.4	2.8	2.0	0.5	0.2	25.8

THE 2023-24 WASHINGTON WIZARDS MEDIA GUIDE IS AVAILABLE ONLINE AT
HOOPSOMG.COM • FOLLOW @WIZPRSTATS ON 'X' FOR STATS AND INFO

2023-24 REGULAR SEASON WIZARDS RECORDS

	RECORD	HOME	ROAD	OT	STREAKS	
OVERALL	15-67	7-34	8-33	0-2	OVERALL	Lost 6
WESTERN	4-26	2-13	2-13	0-1	HOME	Lost 3
EASTERN	11-41	5-21	6-20	0-1	ROAD	Lost 3
SOUTHEAST	4-12	1-7	3-5	--		

QUICK HITS

KYLE KUZMA

- Topped 20-plus points in a career-best TEN straight games spanning from Feb. 25 to March 16.
- His 11 games with 30+ points and 45 games with 20+ points this season (2023-24) are both highs in a single season.
- Finished the campaign as one of 10 players in the NBA averaging 22.0+ points, 6.0+ rebounds and 4.0+ assists per game.
- Averaged career-highs in points (22.2 ppg), assists (4.2 apg) and field goal percentage (.463) during the 2023-24 season.

DENI AVDIJA

- Averaged single-season highs in points (14.7), rebounds (7.2) and assists (3.8) per game this season.
- Topped 20+ points in a career-best 16 games on the campaign.
- Collected a career-best 18 double-doubles on the season, including notching 13 double-doubles over his last 25 appearances since Feb. 9 at Boston.
- Scored a career-high 43 points and grabbed a season-high 15 rebounds on Jan. 14 at NOP, becoming the first Wizard to record 40+ points and 15+ rebounds in a game since Moses Malone in 1987.

JORDAN POOLE

- Poole amassed 20+ points in 14 of his last 25 outings to close out the season (since Feb. 23), averaging 21.0 points per game over that span.
- Was ONE of EIGHT players in the NBA to average 20.0 points, 6.0 assists and 1.0 steals per game this season since March 1.
- Notched at least one steal in a career-high 48 games this season, also averaging a career-best 1.1 steals per game over that time.

TYUS JONES

- Jones lead the NBA for a league-record sixth-consecutive season with an assist-to-turnover ratio of 7.35.
- His 12 games with double-figure assists this season (2023-24) mark a career-high.
- Dished out at least 8+ assists in 19 of his last 27 outings to close out the season (since Jan. 18), averaging 9.9 assists per game over that span.
- Averaged a career-best 12.0 points and 7.3 assists per game during the 2023-24 season.

COREY KISPERT

- Kispert recorded single season career-highs in points (13.4) and assists (2.0) per game.
- His 17 games with 20+ points this season are a career high.
- In games played in April, averaged 19.0 points, 4.3 assists and 4.1 rebounds per game on .516 FG% and .436 3PT%.

2023-24 REGULAR SEASON SCHEDULE

DATE	OPPONENT	SCORE	RECORD
10/25	@ Pacers	120-143 L	0-1
10/28	vs. Grizzlies	113-106 W	1-1
10/30	vs. Celtics	107-126 L	1-2
11/1	@ Hawks	121-130 L	1-3
11/3	@ Heat	114-121 L	1-4
11/6	@ 76ers	128-146 L	1-5
11/8	@ Hornets	132-116 W	2-5
11/10	vs. Hornets	117-124 L	2-6
11/12	@ Nets	94-102 L	2-7
11/13	@ Raptors	107-111 L	2-8
11/15	vs. Mavericks	117-130 L	2-9
11/17	vs. Knicks	99-120 L	2-10
11/20	vs. Bucks	129-142 L	2-11
11/22	@ Hornets	114-117 L	2-12
11/24	@ Bucks	128-131 L	2-13
11/25	vs. Hawks	108-136 L	2-14
11/27	@ Pistons	126-107 W	3-14
11/29	@ Magic	120-139 L	3-15
12/1	@ Magic	125-130 L	3-16
12/6	vs. 76ers	126-131 L	3-17
12/8	@ Nets	97-124 L	3-18
12/11	@ 76ers	101-146 L	3-19
12/13	vs. Pelicans	122-142 L	3-20
12/15	vs. Pacers	137-123 W	4-20
12/17	@ Suns	108-112 L	4-21
12/18	@ Kings	131-143 L	4-22
12/21	@ Trail Blazers	118-117 W	5-22
12/22	@ Warriors	118-129 L	5-23
12/26	vs. Magic	119-127 L	5-24
12/27	vs. Raptors	102-132 L	5-25
12/29	vs. Nets	110-104 W	6-25
12/31	vs. Hawks	126-130 L	6-26
1/3	@ Cavaliers	101-140 L	6-27
1/5	@ Cavaliers	90-114 L	6-28
1/6	vs. Knicks	105-121 L	6-29
1/8	vs. Thunder	128-136 L	6-30
1/10	@ Pacers	104-112 L	6-31
1/13	@ Hawks	127-99 W	7-31
1/15	vs. Pistons	117-129 L	7-32
1/18	@ Knicks	109-113 L	7-33
1/20	vs. Spurs	127-131 L	7-34
1/21	vs. Nuggets	104-113 L	7-35
1/24	vs. Timberwolves	107-118 L	7-36
1/25	vs. Jazz	108-123 L	7-37
1/27	@ Pistons	118-104 W	8-37
1/29	@ Spurs	118-113 W	9-37
1/31	vs. Clippers	109-125 L	9-38
2/2	vs. Heat	102-110 L	9-39
2/4	vs. Suns	112-140 L	9-40
2/7	vs. Cavaliers	106-114 L	9-41
2/9	@ Celtics	129-133 L	9-42
2/10	vs. 76ers	113-119 L	9-43
2/12	@ Mavericks	104-112 L	9-44
2/14	@ Pelicans	126-133 L	9-45
2/22	@ Nuggets	110-130 L	9-46
2/23	@ Thunder	106-147 L	9-47
2/25	vs. Cavaliers	105-114 L	9-48
2/27	vs. Warriors	112-123 L	9-49
2/29	@ Lakers	131-134* L	9-50
3/1	@ Clippers	115-140 L	9-51
3/4	@ Jazz	115-127 L	9-52
3/6	vs. Magic	109-119 L	9-53
3/8	vs. Hornets	112-100 W	10-53
3/10	@ Heat	110-108 W	11-53
3/12	@ Grizzlies	97-109 L	11-54
3/14	@ Rockets	119-135 L	11-55
3/16	@ Bulls	98-127 L	11-56
3/17	vs. Celtics	104-130 L	11-57
3/19	vs. Rockets	114-137 L	11-58
3/21	vs. Kings	109-102 W	12-58
3/23	vs. Raptors	112-109 W	13-58
3/25	@ Bulls	107-105 W	14-58
3/27	vs. Nets	119-122* L	14-59
3/29	vs. Pistons	87-96 L	14-60
3/31	vs. Heat	107-119 L	14-61
4/2	vs. Bucks	117-113 W	15-61
4/3	vs. Lakers	120-125 L	15-62
4/5	vs. Trail Blazers	102-108 L	15-63
4/7	@ Raptors	122-130 L	15-64
4/9	@ Timberwolves	121-130 L	15-65
4/12	vs. Bulls	127-129 L	15-66
4/14	@ Celtics	122-132 L	15-67

WASHINGTON WIZARDS 2023-24 ROSTER



NO.	PLAYER	POS.	HT.	WT.	BIRTHDATE	PRIOR TO NBA/HOME COUNTRY	NBA EXP.
8	Deni Avdija	F	6-9	210	01/03/2001	Maccabi Tel Aviv/Israel	3
35	Marvin Bagley III	F	6-11	235	03/14/1999	Duke/USA	5
7	Patrick Baldwin Jr.	F	6-9	220	11/18/2002	Wisconsin-Milwaukee/USA	1
14	Jules Bernard*	G	6-6	205	01/21/2000	UCLA/USA	R
4	Jared Butler	G	6-3	193	08/25/2000	Baylor/USA	2
9	Justin Champagnie*	F	6-6	206	06/29/2001	Pittsburgh/USA	2
0	Bilal Coulibaly	G	6-8	195	07/26/2004	Metropolitans 92/France	R
1	Johnny Davis	G	6-5	195	02/27/2002	Wisconsin/USA	1
16	Anthony Gill	F	6-8	230	10/17/1992	Virginia/USA	3
22	Richaun Holmes	F/C	6-10	240	10/15/1993	Bowling Green/USA	8
5	Tyus Jones	G	6-0	196	05/10/1996	Duke/USA	8
24	Corey Kispert	F	6-7	220	03/03/1999	Gonzaga/USA	2
33	Kyle Kuzma	F	6-10	221	07/24/1995	Utah/USA	6
97	Eugene Omoruyi	F	6-6	235	02/14/1997	Oregon/Nigeria	2
13	Jordan Poole	G	6-4	194	06/19/1999	Michigan/USA	4
20	Landry Shamet	G	6-4	190	03/13/1997	Wichita State/USA	5
00	Tristan Vukcevic	F/C	7-0	225	03/11/2003	Partizan Belgrade/Serbia	R

*Indicates Two-Way Players

STAFF

INTERIM HEAD COACH.....Brian Keefe (UNLV)

ASSISTANTS.....Joseph Blair (Arizona), David Vanterpool (St. Bonaventure),
Mike Miller (Texas A&M-Commerce), Zach Guthrie (Texas), James Posey (Xavier), Sammy Gelfand (George Washington)

HEAD ATHLETIC TRAINER.....Michael Ashton (High Point)

PRONUNCIATION GUIDE

Deni Avdija (Denny AHV-dee-uh); **Marvin Bagley III** (Bag-LEE); **Justin Champagnie** (SHAM-penny); **Bilal Coulibaly** (BEE-loll coo-lih-ba-LEE); **Richaun Holmes** (Ruh-SHAWN); **Eugene Omoruyi** (oh-mo-ROO-yee); **Landry Shamet** (SHAM-it); **Tristan Vukcevic** (VOOK-cheh-vitch)

HOW THE WIZARDS WERE BUILT

FREE AGENTS

- 2024** - Justin Champagnie
- 2023** - Jules Bernard
- Jared Butler
- Eugene Omoruyi
- 2020** - Anthony Gill

OBTAINED VIA TRADE

- 2024** - Marvin Bagley III (DET)
- Richaun Holmes (DAL)
- 2023** - Patrick Baldwin Jr. (GSW)
- Bilal Coulibaly (IND)
- Tyus Jones (MEM)
- Jordan Poole (GSW)
- Landry Shamet (PHX)
- 2021** - Kyle Kuzma (LAL)

OBTAINED VIA DRAFT

- 2023** - Tristan Vukcevic (DRAFTED 42ND OVERALL BY WAS, '23)
- 2022** - Johnny Davis (DRAFTED 10TH OVERALL BY WAS, '22)
- 2021** - Corey Kispert (DRAFTED 15TH OVERALL BY WAS, '21)
- 2020** - Deni Avdija (DRAFTED 9TH OVERALL BY WAS, '20)

NUMERICAL ROSTER

- | | |
|--------------------------|------------------------------|
| 0 Bilal Coulibaly | 00 Tristan Vukcevic |
| 1 Johnny Davis | 4 Jared Butler |
| 5 Tyus Jones | 7 Patrick Baldwin Jr. |
| 8 Deni Avdija | 9 Justin Champagnie |
| 13 Jordan Poole | 14 Jules Bernard |
| 16 Anthony Gill | 20 Landry Shamet |
| 22 Richaun Holmes | 24 Corey Kispert |
| 33 Kyle Kuzma | 35 Marvin Bagley III |
| 97 Eugene Omoruyi | |

2023-24 INDIVIDUAL PLAYER STAT SUMMARY



PLAYER	GP-GS	MIN	MPG	FG-ATT	FG%	3FG-ATT	3FG%	FT-FTA	FT%	OFF	DEF	TOT/AVG	AST	APG	PF-D	STL	SPG	TO	BLK	BPG	PTS	AVG
Kuzma	70-70	2,281	32.6	608-1,313	.463	151-450	.336	186-240	.775	62	403	465/6.6	296	4.2	153-192	37	0.53	192	49	0.70	1,553	22.2
Poole	78-66	2,346	30.1	490-1,186	.413	184-564	.326	192-219	.877	32	180	212/2.7	343	4.4	244-209	86	1.10	188	25	0.32	1,356	17.4
Avdija	75-75	2,257	30.1	406-803	.506	88-235	.374	202-273	.740	84	456	540/7.2	286	3.8	185-251	60	0.80	160	36	0.48	1,102	14.7
Kispert	80-22	2,067	25.8	386-794	.486	184-480	.383	114-157	.726	30	195	225/2.8	156	2.0	141-116	41	0.51	98	16	0.20	1,070	13.4
Jones	66-66	1,933	29.3	326-666	.489	106-256	.414	32-40	.800	20	159	179/2.7	485	7.3	48-49	71	1.08	66	18	0.27	790	12.0
Coulibaly	63-15	1,715	27.2	188-432	.435	64-185	.346	92-131	.702	56	200	256/4.1	110	1.7	137-101	57	0.90	87	48	0.76	532	8.4
Gafford	45-45	1,192	26.5	203-294	.690	0-0	.000	84-119	.706	131	230	361/8.0	69	1.5	147-111	44	0.98	46	97	2.16	490	10.9
Shamet	46-5	726	15.8	118-274	.431	53-157	.338	38-46	.826	16	46	62/1.3	54	1.2	76-45	25	0.54	30	10	0.22	327	7.1
Bagley III	24-15	575	24.0	132-227	.581	8-17	.471	46-65	.708	84	109	193/8.0	28	1.2	41-56	15	0.63	30	19	0.79	318	13.3
Butler	40-0	566	14.1	98-201	.488	24-78	.308	31-36	.861	9	49	58/1.5	126	3.2	58-43	29	0.73	50	8	0.20	251	6.3
Omoruyi	43-0	393	9.1	81-167	.485	13-46	.283	32-49	.653	35	50	85/2.0	35	0.8	62-47	27	0.63	21	5	0.12	207	4.8
Gill	50-3	466	9.3	75-160	.469	10-41	.244	29-36	.806	37	57	94/1.9	34	0.7	48-29	13	0.26	23	11	0.22	189	3.8
Gallinari	26-0	385	14.8	57-131	.435	20-64	.313	47-56	.839	12	64	76/2.9	31	1.2	26-52	6	0.23	12	3	0.12	181	7.0
Baldwin Jr.	38-7	494	13.0	59-155	.381	31-97	.320	19-28	.679	17	106	123/3.2	29	0.8	56-25	18	0.47	19	15	0.39	168	4.4
Davis	50-6	613	12.3	62-154	.403	14-40	.350	14-24	.583	18	54	72/1.4	32	0.6	57-24	18	0.36	13	10	0.20	152	3.0
Wright	33-0	456	13.8	48-122	.393	14-38	.368	24-29	.828	13	46	59/1.8	82	2.5	22-27	35	1.06	11	8	0.24	134	4.1
Holmes	17-8	318	18.7	49-88	.557	1-3	.333	22-26	.846	38	66	104/6.1	10	0.6	41-20	8	0.47	12	10	0.59	121	7.1
Muscala	24-2	338	14.1	33-90	.367	14-51	.275	15-20	.750	22	53	75/3.1	22	0.9	31-21	5	0.21	16	7	0.29	95	4.0
Champagnie	15-1	235	15.7	32-78	.410	13-45	.289	12-15	.800	19	34	53/3.5	19	1.3	14-10	10	0.67	10	9	0.60	89	5.9
Vukcevic	10-4	153	15.3	29-67	.433	10-36	.278	17-22	.773	6	30	36/3.6	13	1.3	28-18	5	0.50	10	7	0.70	85	8.5
Bernard	19-0	149	7.9	29-64	.453	11-29	.379	5-9	.556	10	16	26/1.4	16	0.8	14-13	3	0.16	8	1	0.05	74	3.9
Rollins	10-0	66	6.6	13-25	.520	2-3	.667	13-17	.765	2	9	11/1.1	11	1.1	7-14	8	0.80	7	3	0.30	41	4.1
Diallo	2-0	5	2.4	1-2	.500	0-0	.000	0-0	.000	2	0	2/1.0	1	0.5	1-0	2	1.00	1	0	0.00	2	1.0
Jemison	2-0	1	0.7	0-0	.000	0-0	.000	0-0	.000	0	1	1/0.5	0	0.0	0-0	0	0.00	1	0	0.00	0	0.0
WIZARDS	82	19,717	240.5	3,523-7,493	.470	1,015-2,915	.348	1,266-1,657	.764	755	2,613	3,368/41.1	2,288	27.9	1,637-1,473	623	7.60	1,111	415	5.06	9,327	113.7
OPPONENTS	82	19,717	240.5	3,777-7,618	.496	1,007-2,782	.362	1,528-1,966	.777	993	3,020	4,013/48.9	2,382	29.0	1,473-1,637	655	7.99	1,093	496	6.05	10,089	123.0

INDIVIDUAL SEASON HIGHS

PLAYER	MIN	FG	ATT	FG%	3FG	ATT	3FG%	FT	FTA	FT%	OFF	DEF	TOT	AST	PF	FD	STL	TO	BLK	PTS
Bilal Coulibaly	37	8 (2)	18	1.000 (3)	4 (3)	12	1.000 (7)	7	10	1.000 (22)	4 (2)	8	10	4 (4)	5 (3)	5 (2)	4	4 (3)	4	21
Johnny Davis	27	5 (2)	8 (3)	1.000 (4)	4	5	1.000 (4)	3	5	1.000 (4)	3	5	7	3 (3)	5	2 (3)	3	3	2 (2)	15
Tyus Jones	40	9 (6)	19	.857 (2)	6	10	1.000 (4)	3	3 (2)	1.000 (14)	2 (3)	10	10	17	2 (12)	3 (2)	6	3 (2)	2 (2)	25
Deni Avdija	43	13	24	.833	6	10	1.000 (4)	11	13	1.000 (25)	5 (2)	13 (3)	15 (2)	9 (2)	6	10	3 (4)	5 (5)	3	43
Ryan Rollins	12	3 (2)	5	1.000 (3)	1 (2)	1 (3)	1.000 (2)	7	8	1.000 (2)	1 (2)	4	5	3 (2)	2 (2)	5	4	5	1 (3)	7 (3)
Jordan Poole	45	15	26 (2)	.667	8	14	.750 (2)	8 (3)	9 (5)	1.000 (38)	3	7	7	13	6 (3)	7 (3)	4	6	3	38
Anthony Gill	38	7	12 (2)	1.000 (5)	2	5	1.000 (3)	4	5	1.000 (8)	3 (4)	8 (2)	9 (2)	3 (7)	4 (4)	6	2 (2)	3 (2)	3	18
Landry Shamet	37	6 (5)	15	.833	3 (6)	9	1.000 (3)	8	9	1.000 (11)	3	4 (2)	5 (3)	4	5	6	3 (3)	3 (3)	2 (2)	16
Daniel Gafford	37	10	13 (3)	1.000 (7)	--	--	--	6	8	1.000 (12)	8	11	17 (2)	4 (4)	6 (3)	5 (5)	4 (2)	4	6 (2)	26
Kyle Kuzma	44	15	31	.800	7	18	.800	12	16	1.000 (29)	6	14	15	13	6 (3)	10	3 (2)	7	4	38
Mike Muscala	31	5	9 (2)	1.000	3	7	1.000	6	6	1.000 (5)	3 (3)	6	6 (6)	4	4	4	1 (5)	3	2 (2)	12
Delon Wright	26	4	8	1.000 (2)	2 (2)	3 (4)	1.000 (7)	8	8	1.000 (8)	2	5	6	9	3	5	5	3	1 (9)	18
Danilo Gallinari	21	7	11	1.000	4	7	1.000 (3)	6	6	1.000 (13)	2 (2)	6	6 (4)	4	3 (3)	7	1 (7)	2 (3)	2	18
Eugene Omoruyi	23	11	17	1.000 (5)	4	6	1.000 (4)	3 (4)	6	1.000 (7)	5	5	10	5	4 (2)	5	3 (3)	3	1 (5)	26
Corey Kispert	41	10 (2)	18 (3)	.833	6 (3)	14	1.000	7	7	1.000 (27)	3 (2)	9	12	8	5	5 (3)	3 (3)	4 (3)	3	27
Jared Butler	31	9	19 (2)	1.000 (4)	3	6 (2)	1.000 (5)	4	4 (3)	1.000 (12)	2	6	6	13	5	4 (2)	3	4 (3)	2	22
Patrick Baldwin Jr.	41	7	12	1.000 (3)	4	8 (2)	1.000 (3)	3 (2)	5	1.000 (6)	3	11	12	4 (3)	5 (3)	3 (3)	2 (4)	2 (2)	3	18
Jules Bernard	24	6	12	1.000 (4)	3	5	1.000 (3)	1 (5)	2 (3)	1.000 (2)	2 (3)	4	6	4	3	3 (2)	1 (3)	2 (3)	1	16
Hamidou Diallo	4	1	2	.500	--	--	--	--	--	--	2	--	2	1	1	--	2	1	--	2
Marvin Bagley III	39	11	19	.875 (2)	2	3	1.000 (4)	7	9	1.000 (9)	10	9	15	4	5	6	2 (4)	5	3	23
Trey Jemison	31	11	13	.846	--	--	--	2	2	1.000	5	1 (2)	6	--	4	2	--	3	2	24
Richaun Holmes	36	6 (2)	10	1.000	1	1 (3)	1.000	4 (2)	4 (3)	1.000 (5)	7	10	16	2 (3)	5 (3)	3 (2)	2	2 (3)	2	15
Justin Champagnie	36	5 (2)	11	1.000	3 (2)	8	1.000	6	6	1.000 (3)	6	6 (2)	8 (2)	3 (3)	4	3	2 (3)	3	3	16
Tristan Vukcevic	31	7	16	.556	3	7	.500 (3)	7	9	1.000 (3)	3	6 (3)	9	4	5 (2)	6	2	3	3	19
WIZARDS 265 (2)	55	106	.568	21	53	.481	27	35	1.000 (3)	17	44	66	39	29	27 (2)	14 (4)	22 (2)	11 (2)	137	
OPPONENTS 265 (2)	56 (2)	110	.614	24	53	.630	32	37	1.000	28	48	79	43	27 (2)	29	14 (2)	23	15	147	

WIZARDS PLAYER MILESTONES



PLAYER	PTS	N	DA	REB	N	DA	AST	N	DA	STL	N	DA	BLK	N	DA	GAMES	N	DA	FGM	N	DA	3FGM	N	DA	FTM	N	DA
D. Avdija	3,000	174	--	1,750	36	--	800	73	--	200	--	2/9/24	100	--	1/5/24	300	13	--	1,100	61	--	300	8	--	500	44	--
M. Bagley III	3,500	157	--	2,000	196	--	300	58	--	100	--	3/27/23	200	27	--	300	42	--	1,400	53	--	100	--	11/29/22	600	73	--
P. Baldwin Jr.	--	--	--	--	--	--	--	--	--	--	--	--	--	--	--	--	--	--	100	--	4/14/24	--	--	--	--	--	--
J. Bernard	--	--	--	--	--	--	--	--	--	--	--	--	--	--	--	--	--	--	--	--	--	--	--	--	--	--	--
J. Butler	--	--	--	--	--	--	200	3	--	--	--	--	--	--	--	100	12	--	200	26	--	--	--	--	--	--	--
J. Champagnie	--	--	--	--	--	--	--	--	--	--	--	--	--	--	--	--	--	--	--	--	--	--	--	--	--	--	--
B. Coulibaly	500	--	3/12/24	250	--	3/16/24	100	--	3/10/24	--	--	--	--	--	--	--	--	--	200	12	--	--	--	--	100	8	--
J. Davis	--	--	--	--	--	--	--	--	--	--	--	--	--	--	--	--	--	--	100	--	3/16/24	--	--	--	--	--	--
A. Gill	500	--	12/22/23	250	--	12/8/23	100	--	4/9/24	--	--	--	--	--	--	200	21	--	200	--	3/21/24	--	--	--	100	--	4/4/23
R. Holmes	4,000	66	--	2,500	71	--	500	63	--	200	--	5/5/21	500	74	--	500	42	--	1,700	75	--	--	--	--	700	65	--
T. Jones	4,500	80	--	1,250	72	--	2,600	7	--	600	2	--	--	--	--	700	99	--	1,800	73	--	600	74	--	500	60	--
C. Kispert	2,500	--	4/12/24	750	109	--	400	72	--	100	--	3/23/24	--	--	--	200	--	2/7/24	1,000	89	--	500	41	--	300	57	--
K. Kuzma	8,500	254	--	3,250	206	--	1,300	6	--	300	32	--	300	38	--	500	24	--	3,000	--	2/27/24	1,000	51	--	1,100	69	--
E. Omoruyi	500	8	--	250	47	--	--	--	--	--	--	--	--	--	--	100	13	--	200	16	--	--	--	--	100	15	--
J. Poole	6,000	449	--	1,000	93	--	1,300	51	--	300	30	--	100	13	--	400	56	--	1,900	14	--	800	20	--	1,000	1	--
L. Shamet	3,000	--	2/27/24	750	149	--	600	30	--	200	33	--	--	--	--	400	52	--	1,100	94	--	700	42	--	400	43	--
T. Vukcevic	--	--	--	--	--	--	--	--	--	--	--	--	--	--	--	--	--	--	--	--	--	--	--	--	--	--	--

"N" = Needs, "DA" = Date Acquired

WIZARDS MILESTONES

DENI AVDIJA

- Avdija recorded his 500th career assist on 11/27 at DET, becoming the third player from the 2020 NBA Draft class to amass 500+ assists and 1000+ rebounds for his career, joining LaMelo Ball (CHA) and Anthony Edwards (MIN).
- Eclipsed 2,000 career points scored on 12/13 vs. NOP.
- Reached 1,000 made field goals for his career on 4/2 vs. MIL.

TYUS JONES

- Jones reached 4,000 career points on 12/27 vs. TOR.

COREY KISPert

- Kispert knocked down his 300th career three-point field goal on 11/24 at MIL, becoming the quickest player to make 300 three-pointers in franchise history after doing so in his 165th career game.
- Kispert eclipsed 2,000 career points on 2/4 vs. PHO.

KYLE KUZMA

- Reached both 800 three-pointers and 1,000 assists for his career during the home opener on 10/28 vs. MEM.
- Kuzma eclipsed 7000 career points on 11/22 at CHA, becoming the fourth player in the 2017 NBA Draft class to eclipse this mark.
- Reached 900 made three-pointers for his career on 1/27 at DET.
- Connected on his 3,000th career field goal on 2/27 vs. GSW.
- Scored his 8,000th career point on 3/4 at UTA.

JORDAN POOLE

- Poole reached 200 steals for his career on 11/22 at CHA.
- Reached 1,000 career assists on 12/21 at POR.
- Scored his 5,000th career point on 2/14 at NOP.

LANDRY SHAMET

- Shamet reached 3,000 career points on 2/27 vs. GSW.

BIENVENUE, BILAL

WHAT THEY'RE SAYING ABOUT THE WIZARDS' ROOKIE

"Remember his name. He turned 19 in late July, making him the league's third-youngest player on opening night, and he was billed as an ultra-talented, but ultra-raw, prospect... **He's shooting 47 percent from 3 on 3.1 attempts per game, and he's already starting to guard opponents' top perimeter scorers.** I've been shocked by his uncommonly high level of poise. **Nothing seems to rattle him, and nothing seems to make him overconfident.** I thought he was the ultimate high-risk, high-reward pick when Washington traded up to draft him seventh. Again, I was wrong. After his first 11 games, I cannot say for certain whether he'll hit his ceiling, but there's no doubt in my mind that he will not be a bust. **There's nothing risky about him.**"

-Josh Robbins, The Athletic on Nov. 16

"He's doing a good job of punishing defenders going under on screens [and] he has a positive assist-turnover ratio this year. He's attacking closeouts [and] making kick-out passes. There's been a couple of times that he's even been a screener for Tyus Jones within the flow of the offense and made short roll passes after rolling hard at the basket. **Defensively, he's been really good this year defending a bunch of different types of players:** Scottie Barnes, Duncan Robinson, Jaylen Brown, Spencer Dinwiddie, Tyler Herro – all different types of players, all different sized players. And then, **his most impressive defensive game was against Luka [Doncic].** He had some great, great on-ball possessions sticking to Luka. A hard contest, keep it in front of him. **Bilal Coulibaly, one of the most impressive rookies in all of the NBA so far this season.**"

-Kevin O'Connor, the Ringer on Nov. 17

"One of Coulibaly's **most valuable characteristics**, especially as a player who's supposed to take this year to absorb as much as possible, **is that he moves on easily.**"

-Ava Wallace, Washington Post on Nov. 20

"The Wizards have the makings of a **long-term contributor** and **maybe even an All-Star** in French rookie Bilal Coulibaly."

-Jeff Zillgitt, USA Today on Nov. 21

"Rookie Bilal Coulibaly has **been a pleasant surprise**, with **more offensive polish** than expected. He's shot 20-for-26 (77%) in the restricted area and 9-for-17 (53%) on corner 3s."

-John Schuhmann, NBA.com on Nov. 21

"Coulibaly, **the league's third-youngest player on opening night**, has **made significant strides** since the Wizards traded up to snag him seventh overall in June's draft. Unseld already has assigned Coulibaly to **defend opponents' best perimeter scorer**; on Wednesday, for instance, Coulibaly guarded the Dallas Mavericks' Luka Doncic for stretches, giving Coulibaly a valuable learning experience in a season that already has been filled with them. **On offense, Coulibaly has looked increasingly comfortable**, showing improved ballhandling and — in the biggest surprise of Washington's season — **has made 47 percent of his 3-point tries on 3.1 attempts per game.**"

-Josh Robbins, The Athletic on Nov. 17

"Bilal Coulibaly was **my third-favorite prospect in this draft**, and **he's playing pretty well so far.** He's played good basketball over the last week and a half."

-Zach Harper, The Athletic on Nov. 21

"He had very good moments [and] he played extremely hard. He was guarding [Damian Lillard], he wasn't scared of the moment. He had a couple backdoor cuts, a couple dunks in transition. **Right now, he's in the right mindset. He's not trying to be flashy. He's trying to play extremely hard and help his teammates by being in the right position and play the game the right way.** I feel like the more he has that attitude, eventually he is going to get the ball more to play-make for himself... **The sky is going to be the limit for him.**"

-Giannis Antetokounmpo, Milwaukee Bucks, on Nov. 20

"**He looked the part.** He used his length pretty well. He **didn't come off like he was worried or scared or anything like that...** He has a chance to be a really good player."

-Damian Lillard, Milwaukee Bucks, on Nov. 20





WIZARDS

GAME NOTES

STATISTICAL RESEARCH ASSISTANCE PROVIDED BY THE ELIAS SPORTS BUREAU, BASKETBALL-REFERENCE.COM, SPORT RADAR, NBA.COM/STATS



2023-24 WIZARDS TEAM NOTES

PUSHING THE PACE

Per Sportradar, Washington finished the season ranked **FIRST** in the league in pace at a rate of 102.7.

Pace is defined as the estimate of possessions a team uses in a game (per 48 minutes).

TEAM, PACE LEADERS NBA, 2023-24

RANK	TEAM	PACE
1	WASHINGTON	102.7
2	INDIANA	101.7
3	SAN ANTONIO	101.1
4	LA LAKERS	100.9
5	ATLANTA	100.1
6	DALLAS	100.1
7	MILWAUKEE	99.9
8	OKLAHOMA CITY	99.8

Washington is the only team in the league this season with a pace of over 102.5 and is one of only 15 teams to have recorded a pace of 102.5-or-better in a single season since the stat became officially recorded in 1996-97.

Washington's pace recorded this season ranks as the second-fastest in team history (since at least 1996-97), recording a pace of 104.1 in 2020-21.

HOME COOKIN'

Washington won their Oct. 28 home opener against Memphis 113-106 and have now claimed their last three home openers dating back to the 2021-22 season.

This marks the first time Washington has won three straight home-opening games since the 1982-84 campaigns.

THE SEASON OF GIVING

The Wizards finished the 2023-24 season averaging 27.9 assists per game, good for the ninth-best mark in the league.

ASSISTS PER GAME TEAMS, NBA, 2023-24

RANK	TEAM	ASSISTS/G
1	INDIANA	30.8
2	SAN ANTONIO	29.9
3	DENVER	29.5
4	GOLDEN STATE	29.3
5	LA LAKERS	28.5
6	TORONTO	28.5
7	SACRAMENTO	28.3
8	CLEVELAND	28.0
9	WASHINGTON	27.9

The Wizards are one of four teams in the NBA to have an active six-season streak of averaging 25.0+ assists per game dating back to the 2017-18 season.

MOST CONSECUTIVE SEASONS WITH 25.0+ ASSISTS PER GAME

TEAMS, NBA

RANK	SEASONS	AVG. 25+ AST /G	TEAM
1	9		GSW
2	7		DEN
T3	6		WAS
T3	6		NOP

Washington has dished out at least 25+ assists in 66 total games during the 2023-24 season which ranks as the team's most-such games in a single season in franchise history.

RANK	GAMES WITH 25+ ASTS.	YEAR
1	66	2023-24
T2	56	1989-90
T2	56	1978-79
4	54	1980-81



2023-24 WIZARDS TEAM NOTES

PAINT PRODUCTION

The Wizards have continued to place an emphasis on scoring in the paint and finished the 2023-24 season ranked **THIRD** in the league in points in the paint per game with 54.8.

POINTS IN THE PAINT PER GAME TEAMS, NBA, 2023-24

RANK	TEAM	PITP/G
1	INDIANA	57.9
2	LA LAKERS	55.6
3	WASHINGTON	54.8
4	TORONTO	54.0
5	DENVER	53.5
6	UTAH	53.3
7	OKLAHOMA CITY	52.5
8	ORLANDO	51.8

Washington is one of four teams in the NBA to have averaged at least 49.0 paint points per game in each season since the 2020-21 campaign.

MOST SEASONS AVG. 49.0+ PITP/G TEAMS, NBA, SINCE 2020-21

RANK	SEASONS AVG. 49+ PITP/G	TEAM
T1	4	WAS
T1	4	LAL
T1	4	DEN
T1	4	IND

The Wizards' 54.8 points in the paint per game recorded this season ranks as the most in franchise history since the stat became officially tracked starting in 1996-97.

POINTS IN THE PAINT PER GAME WIZARDS, TEAM HISTORY

RANK	SEASON	PITP/G
1	2023-24	54.8
2	2020-21	52.8
3	2022-23	51.2
4	2018-19	50.1
5	2021-22	49.0
6	1996-97	48.8
7	2019-20	45.6
8	2016-17	45.0

YOUR LOSS, OUR GAIN!

Washington finished the 2023-24 season averaging 17.2 points off turnovers per game, good for the eighth-most in the NBA.

POINTS OFF TURNOVERS PER GAME TEAMS, NBA, 2023-24

RANK	TEAM	PTS/G
1	OKLAHOMA CITY	20.5
2	ORLANDO	18.6
3	PHILADELPHIA	17.7
4	INDIANA	17.6
5	NEW ORLEANS	17.6
6	MEMPHIS	17.4
7	WASHINGTON	17.2
8	CHICAGO	17.2

PUSH IT!

Washington's 17.6 fast break points per game this season ranked as the second-most in the Association during the 2023-24 season.

FAST BREAK POINTS PER GAME TEAMS, NBA, 2023-24

RANK	TEAM	PTS/G
1	TORONTO	18.7
2	WASHINGTON	17.6
3	LA LAKERS	17.0
4	INDIANA	16.6
T5	HOUSTON	15.8
T5	PHILADELPHIA	15.8
7	OKLAHOMA CITY	15.8
8	DALLAS	15.8





2023-24 WIZARDS PLAYER NOTES

KUZ CONTROL

Wizards forward Kyle Kuzma netted a season-high 38 points on Dec. 31 vs. Atlanta, knocking down 15-of-31 shots (7-18 3PT) and setting career-highs in field goal attempts (31) and three-point field goal attempts (18).

By doing so, Kuzma became just the fourth player in team history to score at least 35+ points on 15+ field goals and 7+ three-pointers made.

GAMES W/ 35+ PTS, 15+ FGM, 7+ 3PM PLAYERS, WIZARDS HISTORY

PLAYER	PTS	FGM	3PM	DATE
KYLE KUZMA	38	15	7	12/31/23
KRISTAPS PORZINGIS	43	17	7	3/8/23
BRADLEY BEAL	60	20	7	1/6/21
BRADLEY BEAL	55	19	8	2/24/20
BRADLEY BEAL	40	15	7	3/15/19
BRADLEY BEAL	39	16	7	12/31/17
GILBERT ARENAS	43	16	7	2/27/05

Kuzma averaged a career-best 22.2 points per game, also recording career-highs in assists per game (4.2), field goal percentage (.463) and free throw percentage (.775) during the 2023-24 season.

Kuzma finished the season as ONE of SIX players in the NBA to record at least 450 rebounds on 150+ three-pointers made.

PLAYERS WITH AT LEAST 450+ REBS & 150+ 3PM NBA, 2023-24

PLAYER	REBS	3PM	TEAM
MILES BRIDGES	505	157	CHA
LUKA DONCIC	647	284	DAL
KEVIN DURANT	495	168	PHX
KYLE KUZMA	464	151	WAS
MICHAEL PORTER JR.	565	220	DEN
JAYSON TATUM	601	229	BOS



Kuzma finished the 2023-24 season as one of 10 players in the NBA, and ONE of SIX in the Eastern Conference, to average 22.0+ points, 6.0+ rebounds and 4.0+ assists per game.

PLAYERS AVG. 22.0+ PTS, 6.0+ REBS, & 4.0+ AST PER GAME EASTERN CONFERENCE, 2023-24

PLAYER	PTS/G	REB/G	AST/G	TEAM
KYLE KUZMA	22.2	6.6	4.2	WAS
JAYSON TATUM	26.9	8.1	4.9	BOS
JULIUS RANDLE	24.0	9.2	5.0	NYK
JOEL EMBIID	34.7	11.0	5.6	PHI
PAOLO BANCHERO	22.6	6.9	5.4	ORL
G. ANTETOKOUNMPO	30.4	11.5	6.5	MIL



KUZMA THROUGH 82

Kuzma eclipsed 30+ points 11 times and 20+ points on 45 occasions this season, both of which rank as career-bests, during the 2023-24 season.

MOST 30+ POINT GAMES IN A SINGLE SEASON KYLE KUZMA, CAREER

RANK	30+ PT. GAMES	SEASON
1	11	2023-24
2	10	2022-23
3	7	2018-19
T4	4	2021-22
T4	4	2017-18

MOST 20+ POINT GAMES IN A SINGLE SEASON KYLE KUZMA, CAREER

RANK	20+ PT. GAMES	SEASON
1	45	2023-24
2	39	2022-23
3	29	2018-19
4	26	2021-22
5	24	2017-18

Kuzma's 45 total games with 20+ points ranked as the fifth-most among forwards in the Eastern Conference during the 2023-24 season.

MOST 20+ POINT GAMES EASTERN CONFERENCE FORWARDS NBA, 2023-24

RK.	NAME	20+ PT. GAMES	TEAM
1	G. ANTETOKOUNMPO	66	MIL
2	JAYSON TATUM	64	BOS
3	PAOLO BANCHERO	54	ORL
4	JAYLEN BROWN	46	BOS
T5	KYLE KUZMA	45	WAS
T5	PASCAL SIAKAM	45	TOR/IND
7	MIKAL BRIDGES	38	BKN
8	JULIUS RANDLE	34	NYK

KUUUUZZ FROM THREE

Since entering the league in 2017-18, Kuzma has knocked down at least 125+ three-pointers in six different seasons, one of three forwards in the NBA to have done so.

SEASONS WITH 125+ 3PM, FORWARDS, NBA, SINCE 2017-18

RK.	NAME	NO. OF SEASONS	TEAM
1	BOJAN BOGDANOVIĆ	7	NYK
T2	KYLE KUZMA	6	WAS
T2	PAUL GEORGE	6	LAC
T4	JAYSON TATUM	5	BOS
T4	KHRIS MIDDLETON	5	MIL

Kuzma finished the 2023-24 season as one of six forwards in the Eastern Conference, alongside teammate Corey Kispert, to shoot .450-or-better from the floor while connecting on at least 2.2 three-point field goals per game.

.450 FG% OR BETTER, 2.2+ 3PM/G, EASTERN CONFERENCE FORWARDS NBA, 2023-24

PLAYER	TEAM	FG%	3PM/G
COREY KISPert	WAS	.486	2.3
JAYSON TATUM	BOS	.471	3.1
KYLE KUZMA	WAS	.463	2.2
MILES BRIDGES	CHA	.462	2.3
BOJAN BOGDANOVIĆ	NYK	.454	2.3
DUNCAN ROBINSON	MIA	.450	2.8

33 TOPPING 20

Kuzma topped 20-plus points in a career-best TEN straight games spanning from Feb. 25 to March 16.

MOST CONSECUTIVE 20+ POINT GMS, KYLE KUZMA, CAREER

RK.	CONS. 20+ PT. GMS	DATE(S)
1	10	2/25/24-3/14/24
T2	8	3/18/23-11/8/23
T2	8	12/28/21-1/11/22
T4	6	12/4/22-12/14/22
T4	6	11/18/22-11/30/22
T4	6	12/2/18-12/13/18



NO DENI-ING AVDIJA

Wizards forward Deni Avdija scored a career-high 43 points (13-24 FG, 6-10 3PT, 11-13 FT) and added 15 rebounds, three assists and one block on Feb. 14, 2024 at New Orleans.

With 43 points and 15 rebounds, Avdija became the first Wizards player since Moses Malone in 1987 to amass 40+ points and 15+ rebounds in a single game.

PLAYERS WITH 40+ PTS, 15+ REBS, SINCE 1974, SINGLE GAME, WIZARDS HISTORY

PLAYER	PTS.	REBS.	DATE
DENI AVDIJA	43	15	2/14/23
MOSES MALONE	41	20	1/12/87
ELVIN HAYES	47	20	3/13/77
ELVIN HAYES	43	23	1/18/74

TURN IT UP, TURBO

Since the start of February, Avdija finished as one of only THREE players in the NBA to average at least 20.0 points and 9.0 rebounds per game on .500-or-better shooting from the field and .360-or-better shooting from long range.

PLAYERS TO AVERAGE 20.0+ PTS & 9.0 REBS PER GAME, ON AT LEAST .550 FG%, .360 3PT% SINCE FEBRUARY 2024, NBA

PLAYER	PTS/G	REB/G	FG%	3PT%
NIKOLA JOKIC	26.6	12.7	.579	.362
ALPEREN SENGUN	19.5	9.7	.524	.389
DENI AVDIJA	18.5	9.0	.512	.368



MAKE IT RAIN (LIKE IN SEATTLE)

Wizards third-year forward Corey Kispert, a native of the Pacific Northwest having grown up in Edmonds, Washington, 15 miles south of Seattle, connected at a career-best .424 clip from three-point range during the 2022-23 season. This ranked as the HIGHEST three-point percentage among all qualified first and second-year players last year.

3PT %, 1ST AND 2ND YEAR PLAYERS NBA, 2022-23

RANK	PLAYER	3PT %	TEAM
1	COREY KISPERT	.424	WAS
2	SAM HAUSER	.418	BOS
3	KEEGAN MURRAY	.411	SAC
4	TREY MURPHY III	.406	NOP
5	AUSTIN REAVES	.398	LAL
6	AJ GRIFFIN	.390	ATL

Kispert's career three-point field goal percentage of .388 since entering the league in 2021-22 ranks as the fourth-highest among all third year players (minimum 100 3PM).

CAREER 3PT %, 3RD YEAR PLAYERS NBA, 2021-23

RANK	PLAYER	3PT %	TEAM
1	SAM HAUSER	.422	BOS
2	AARON WIGGINS	.394	OKC
3	TREY MURPHY III	.392	NOP
4	COREY KISPERT	.388	WAS
5	LINDY WATERS III	.377	OKC

Kispert's 459 made three-point field goals since entering the league in 2021-22 rank as the second-most by any third-year player.

CAREER 3PM, 3RD YEAR PLAYERS NBA, 2021-23

RANK	PLAYER	3PM	TEAM
1	JALEN GREEN	545	HOU
2	COREY KISPERT	459	WAS
3	TREY MURPHY III	442	NOP
4	SAM HAUSER	356	BOS
5	FRANZ WAGNER	320	ORL
6	QUENTIN GRIMES	310	NYK
7	BONES HYLAND	293	LAL



THE OUI-ZARD

Washington Wizards rookie, and the seventh overall selection of the 2023 NBA Draft, Bilal Coulibaly became the youngest player to appear in a season-opening game, and the third-youngest player in franchise history to appear in a game for Washington, when he clocked in with 3:18 remaining in the first quarter during the teams' season opener at Indiana on October 25, 2023.

YOUNGEST PLAYERS TO APPEAR IN A GAME WIZARDS, FRANCHISE HISTORY

PLAYER	AGE	DATE	OPP.
ANDRAY BLATCHE	19y-81d	11/11/05	vs. SEA
TROY BROWN	19y-88d	10/24/18	at GSW
BILAL COULIBALY	19y-91d	10/25/23	at IND

Coulibaly recorded his first career start on October 30 vs. Boston where he recorded 9 points and added five rebounds, two blocks, one assist and one steal in 28 minutes.

By recording his first career start at the age of 19 years and 96 days old, Coulibaly became the youngest player in franchise history to start in a game, surpassing Bradley Beal who was 19 years and 124 days old (Oct. 30, 2012 at Cleveland).

Coulibaly is one of seven rookies to record averages of 8.0+ points, 4.0+ rebounds and 1.5+ assists per game this season.

8+ PTS, 4+ REBS, 1.5+ ASTS PER GAME NBA ROOKIES, 2023-24

PLAYER	PTS/G	REB/G	AST/G	TEAM
BILAL COULIBALY	8.4	4.1	1.7	WAS
CHET HOLMGREN	16.5	7.9	2.4	OKC
BRANDON MILLER	17.3	4.3	2.4	CHA
BRANDIN PODZIEMSKI	9.2	5.8	3.7	GSW
AMEN THOMPSON	9.5	6.6	2.6	HOU
AUSAR THOMPSON	8.8	6.4	1.9	DET
V. WEMBANYAMA	21.4	10.6	3.9	SAS



LE DÉFENSEUR (THE DEFENDER)

Washington Wizards rookie Bilal Coulibaly recorded at least one block in 34 games and notched at least one steal in 32 outings during 63 games played in his rookie campaign.

Coulibaly finished the 2023-24 season as one of FIVE rookies in the NBA with at least 40+ steals and 40+ blocks on the campaign.

ROOKIES WITH 40+ STLs, 40+ BLK NBA, 2023-24

PLAYER	TEAM	STL	BLK
BILAL COULIBALY	WAS	57	48
CHET HOLMGREN	OKC	53	190
BRANDON MILLER	CHA	66	42
AUSAR THOMPSON	DET	68	59
VICTOR WEMBANYAMA	SAS	88	254



TYUS' TIME

Wizards guard Tyus Jones lead the NBA in assist-to-turnover ratio during the 2023-24 campaign for a sixth-consecutive season.

AST/TO RATIO LEADERS PLAYERS, NBA, 2023-24

RANK	PLAYER	TEAM	AST/TO
1	TYUS JONES	WAS	7.3
2	SAM MERRILL	CLE	5.7
3	CHRIS PAUL	GSW	5.2
4	TYRESE HALIBURTON	IND	4.7
5	FRED VANVLEET	HOU	4.7

Jones has led the NBA in assist-to-turnover ratio for six consecutive seasons (2018-23), surpassing Chris Paul's four-year run for the longest such streak in NBA history.

Jones' career-best assist-to-turnover ratio of 7.35 set this season ranks as the highest recorded in a single season in NBA history.

TYUS JONES, AST/TO RATIO NBA, 2018-23

NBA RK.	AST/TO	SEASON	TEAM
1	7.35*	2023-24	WAS
1	5.64	2022-23	MEM
1	7.04	2021-22	MEM
1	5.40	2020-21	MEM
1	5.18	2019-20	MEM
1	6.96	2018-19	MIN

*best single season assist/turnover ratio (7.35) in NBA history

Jones did not record a turnover 15 times this season in games with at least 5+ assists, the most such games among players this season (min. 20 minutes played in each contest).

GAMES W/ ZERO TURNOVERS, 5+ AST MIN. 20 MINUTES PLAYER PER GAME PLAYERS, NBA, 2023-24

RANK	PLAYER	TEAM	NO./G
1	TYUS JONES	WAS	15
2	MIKE CONLEY	MIN	14
3	TYRESE MAXEY	PHI	12
T4	DERRICK WHITE	BOS	11
T4	D'ANGELO RUSSELL	LAL	11
T4	CHRIS PAUL	GSW	11
T4	TRE JONES	SAS	11
8	JALEN BRUNSON	NYK	10



Since entering the league in 2015-16, Jones has recorded the fewest turnovers in the NBA among all players with 2,000-or-more assists during that span.

FEWEST TURNOVERS RECORDED, PLAYERS WITH 2,000+ ASSISTS NBA, 2015-23

RANK	PLAYER	TEAM	AST	TO
1	TYUS JONES	WAS	2593	466
2	TYRESE HALIBURTON	IND	2274	591
3	CORY JOSEPH	--	2056	689
4	AL HORFORD	BOS	2175	715
5	MALCOLM BROGDON	POR	2058	751
6	ISH SMITH	--	2478	761
7	TERRY ROZIER	MIA	2170	819
8	FRED VANVLEET	HOU	2788	823



APRIL IN WIZARDS HISTORY

April 1973.....	Franchise moves to Washington, renamed the Capital Bullets.
April 2021.....	Wizards win a franchise-record 12 games in the month of April, posting a 12-5 overall record.
April 1, 1979.....	Dick Motta won his 500th career game over Denver.
April 2, 2019.....	Ernie Grunfeld is relieved of his duties as President of the Wizards, Tommy Sheppard is named interim General Manager.
April 3, 1968.....	Earl Monroe named Rookie of the Year.
April 6, 2010.....	Gus Johnson elected to the Naismith Hall of Fame.
April 7, 1969.....	Wes Unseld named Rookie of the Year.
April 8, 1987.....	Moses Malone scored 50 points in a victory over the New Jersey Nets (118-109).
April 9, 1969.....	Gene Shue named Coach of the Year.
April 10, 2018.....	John Wall becomes the first player in franchise history to reach 5,000 career assists.
April 11, 2005.....	Eddie Jordan won his 100th career game as head coach.
April 14, 2011.....	John Wall named Eastern Conference Rookie of the Month for four consecutive months (January – April).
April 16, 2003.....	Michael Jordan played his final NBA game.
April 19, 2001.....	Doug Collins named head coach.
April 20, 1975.....	Elvin Hayes sets a franchise playoff record with 46 points against the Buffalo Braves.
April 20, 1974.....	Team changes its name from the Capital Bullets to the Washington Bullets.
April 21, 2015.....	John Wall sets the franchise playoff record with 17 assists against the Toronto Raptors.
April 21, 2021.....	Bradley Beal passes John Wall for the third-most minutes played in franchise history.
April 21, 2021.....	Fans are welcomed back to Capital One Arena for the first time in 407 days in the midst of the COVID-19 pandemic, topping the Warriors 118-114.
April 22, 2009.....	Flip Saunders named head coach.
April 24, 1994.....	Wes Unseld resigned as head coach.
April 25, 2021.....	Bradley Beal passes Charles Jones to move into fourth all-time in games played in Washington.

WIZARDS 2023-24 SEASON JERSEY RECORDS

ASSOCIATION



6-21

ICON



3-14

STATEMENT



4-12

CITY



2-19



#8 Deni Avdija

Forward • 6-9 • 210lbs • 23 • Maccabi Tel Aviv/Israel

3 Years Pro

SEASON	GP	GS	PPG	RPG	APG	SPG	BPG	MPG	FG%	3FG%	FT%			
2023-24	75	75	14.7	7.2	3.8	0.80	0.48	30.1	.506	.374	.740			
	POINTS				REB	AST	BLK	STL		DBL-DBL	TPL-DBL			
	10+	20+	30+	10+	10+	3+	3+							
2023-24	54	16	2	18	--	1	4	18	--					
Career	132	24	2	41	1	3	15	34	--					

RECENT GAMES

OPPONENT	W/L	MIN	FG-A	3P-A	FT-A	OR	DR	TR	A	PF	ST	TO	BS	PTS
4/14 at BOS	L	30:43	3-11	1-5	2-2	0	3	3	2	1	0	1	1	9
4/12 vs. CHI	L	37:37	9-15	1-4	5-8	0	12	12	8	3	0	4	0	24
4/9 at MIN	L	35:00	4-12	3-5	4-5	0	6	5	4	0	2	1	1	15
4/7 at TOR	L	41:14	11-19	2-6	8-12	1	9	10	5	3	2	4	3	32
4/5 vs. POR	L	38:30	7-12	0-2	8-8	1	11	12	0	2	1	2	2	22

2023-24 SEASON HIGHLIGHTS:

- Started in all 75 games he appeared in on the campaign.
- Missed three games (2/23-2/27) due to a left heel contusion, three games (3/16-3/19) with a right knee contusion and one game (3/25) to Non-Covid illness.
- Scored in double figures 53 times, including a career-best 16 20+ point efforts, two 30+ point games and one 40+ point game.
- Collected a career-high 18 double-doubles on the campaign.
- Grabbed 5+ rebounds in 59 games and 10+ rebounds in 18 games, both career-bests.
- Dished out 5+ assists in a career-best 30 games this season.
- Totaled a team-high 24 points (9-15 FG), a team-best 12 rebounds, and eight assists on 4/12 vs. CHI.
- Compiled 32 points, adding a team-high 10 rebounds, five assists, three blocks and two steals for his second-career 30/10 (pts./rebs.) game on 4/7 at TOR.
- Tallied a team-leading 22 points, adding a team-high 12 rebounds, two blocks and one steal on 4/5 vs. POR.
- Tallied 23 points (10-17 FG), adding eight rebounds, five assists on 4/2 vs. MIL.
- Came up just shy of triple-double, netting 18 points and adding 11 rebounds while tying a season-high with nine assists on 3/29 vs. DET.
- Netted 22 points (8-19 FG, 3-8 3PT), adding 13 rebounds, five assists and one steal on 3/23 vs. TOR.
- Compiled 24 points, adding a team-high nine rebounds, five assists and three steals on 3/14 at HOU.
- Scored 15 points, adding a team-high 15 rebounds, five assists and one steal for his ninth double-double of the season on 2/29 at LAL.
- Tallied a career-high 43 points (13-24 FG, 6-10 3PT, 11-13 FT), 15 rebounds, three assists and one block for his eighth double-double of the season on 2/14 at NOP ... Became the first Wizards player since Moses Malone in 1987 to record 40+ points and 15+ rebounds in a single game.
- Notched 25 points, also adding seven rebounds, three assists and one block on 2/12 at DAL.
- Totaled 21 points, a team-high 13 rebounds, five assists and one block for his seventh double-double of the campaign on 2/10 vs. PHI.
- Amassed 24 points, a team-high 11 rebounds, four assists and two steals for his sixth double-double of the campaign over a career-high 42 minutes played on 2/9 at BOS.
- Totaled 24 points (7-12 FG, 4-5 3PT), also adding six rebounds and six assists on 1/24 vs. MIN.
- Came up just shy of a triple-double, amassing 19 points, a season-best 14 rebounds, a season-high nine assists, one block and one steal for his fifth double-double of the season on 1/13 at ATL.
- Scored 23 points, adding 10 rebounds, six assists and two steals for his fourth double-double of the season on 1/6 vs. NYK.
- Tallied 17 points, a team-best 12 rebounds, two assists, one block and one steal for his third double-double of the season on 12/31 vs. ATL.
- Amassed 21 points, a season-high 13 rebounds, six assists, one block and one steal for his second double-double of the season on 12/29 vs. BKN.
- Recorded his first double-double of the season with a 13-point, 11 rebound, six assist and one steal game on 12/21 at POR.
- Scored 13 points, eclipsing 2,000 career points, also dishing out seven assists and grabbing six rebounds on 12/13 vs. NOP.
- Netted 22 points, adding five assists, four rebounds and two steals on 11/29 at ORL.
- Amassed 22 points on 11/1 at ATL, also notching five rebounds, three assists, two steals and one block ... His 10 made FG's tied a career-high.

	2023-24 HIGHS	CAREER HIGHS
PTS	43 at NOP 2/14/24	43 at NOP 2/14/24
FGM	13 at NOP 2/14/24	13 at NOP 2/14/24
FGA	24 at NOP 2/14/24	24 at NOP 2/14/24
3FGM	6 at NOP 2/14/24	6 at NOP 2/14/24
3FGA	10 at NOP 2/14/24	10 at NOP 2/14/24
FTM	11 at NOP 2/14/24	11 at NOP 2/14/24
FTA	13 at NOP 2/14/24	13 at NOP 2/14/24
OREB	5 2 times (@ UTA, 3/4/24)	5 2 times (@ UTA, 3/4/24)
DREB	13 3 times (@ LAL, 2/29/24)	17 vs. CHI 1/11/23
TREB	15 2 times (@ LAL, 2/29/24)	20 vs. CHI 1/11/23
ASTS	9 2 times (vs. DET, 3/29/24)	10 at MIA 11/23/22
STLS	3 4 times (@ HOU, 3/14/24)	4 3 times (@ BKN, 2/4/23)
BLKS	3 at TOR 4/7/24	3 3 times (@ TOR, 4/7/24)
MINS	43 at LAL 2/29/24	43 at LAL 2/29/24



#35 Marvin Bagley III

Forward • 6-11 • 235lbs • 25 • Duke/USA

5 Years Pro

SEASON	GP	GS	PPG	RPG	APG	SPG	BPG	MPG	FG%	3FG%	FT%
2023-24	50	25	11.7	6.2	1.1	0.40	0.66	21.1	.586	.391	.762
	POINTS			REB	AST	BLK	STL	DBL-DBL	TPL-DBL		
	10+	20+	30+	10+	10+	3+	3+	10			
2023-24	33	6	--	10	--	2	--	10			
Career	188	36	3	63	--	11	3	58			


RECENT GAMES

OPPONENT	W/L	MIN	FG-A	3P-A	FT-A	OR	DR	TR	A	PF	ST	TO	BS	PTS
4/14 at BOS	L								Inactive - Injury					
4/12 vs. CHI	L								Inactive - Injury					
4/9 at MIN	L								Inactive - Injury					
4/7 at TOR	L								Inactive - Injury					
4/5 vs. POR	L								Inactive - Injury					

2023-24 SEASON HIGHLIGHTS:

- Appeared in 50 games (25 starts) on the campaign.
- Missed 10 games (11/27, 12/6, 12/26-12/30, 1/3-1/10) with DNP-CD, eight games (12/11, 3/6-3/17) due to lower back spasms, two games (12/13-12/15) with a right low back sprain, one (1/15) due to trade pending, four games (2/2-2/9) due to a low back contusion, two games (3/19-3/21) with a back lumbosacral sprain and six games (4/3-4/14) with a right knee sprain.
- Scored in double figures 33 times and topped 20+ points six times.
- Compiled 10 double-doubles on the season, nine of them while with Washington.
- Totaled 15 points (7-9 FG, 1-1 3PT), grabbed 11 rebounds, notched one assist and blocked two shots for his ninth double-double of the season on 3/29 vs. DET.
- Poured in a season-high 23 points (11-14 FG), adding four rebounds, two blocks and one assist on 2/29 at LAL.
- Netted 20 points (8-11 FG), adding nine rebounds, two assists, two blocks and one steal on 2/27 vs. GSW.
- Totaled 15 points, a team-high 14 rebounds (10 offensive), two steals, one assist and one block for his seventh double-double of the season on 2/23 at OKC.
- Notched 14 points, 10 rebounds, two assists and two blocks for his sixth double-double of the season on 2/14 at NOP.
- Amassed 12 points, 13 rebounds, two assists, one block and one steal for his fifth double-double of the season on 2/12 at DAL.
- Amassed 13 points and eight rebounds in his return to Detroit on 1/27.
- Totaled 17 points (7-8 FG), a season-high 15 rebounds and one steal for his fourth double-double of the year on 1/24 vs. MIN ... Became the second player in team history, joining Jim Barnes (1965-66), to record a double-double in three of four games after being acquired in a mid-season trade.
- Tallied 21 points, 12 rebounds, two assists and one steal for his second straight double-double and his third double-double of the season ... Became the third player all-time to have 20+ points and 10+ rebounds in his first two games with a new team following an in-season trade, joining Antoine Walker (2005) and Wilt Chamberlain (1965).
- Recorded his first start as a Wizard on 1/18 at NYK, amassing 20 points, a season-best 11 rebounds, three blocks, two steals and two assists for his 50th career double-double.
- Scored a then season-high 22 points, also grabbing 11 rebounds on 11/14 vs. ATL for his 20th career 20-10 game.

	2023-24 HIGHS	CAREER HIGHS
PTS	23 at LAL 2/29/24	32 vs. PHX 2/10/19
FGM	11 at LAL 2/29/24	13 at IND 5/5/21
FGA	19 vs. SAS 1/20/24	22 at IND 5/5/21
3FGM	2 vs. BKN 3/27/24	4 at ATL 3/21/23
3FGA	3 vs. SAS 1/20/24	6 2 times (vs. NYK, 11/29/22)
FTM	7 2 times (@ DET, 1/27/24)	11 2 times (@ GSW, 2/21/19)
FTA	9 vs. UTA 1/25/24	14 at GSW 2/21/19
OREB	10 at OKC 2/23/24	11 vs. TOR 2/25/23
DREB	9 vs. MIN 1/24/24	10 3 times (@ MIA, 1/20/20)
TREB	15 vs. MIN 1/24/24	18 vs. TOR 2/25/23
ASTS	4 at UTA 3/4/24	4 5 times (@ UTA, 3/4/24)
STLS	2 4 times (vs. MIA, 3/31/24)	3 3 times (@ ATL, 3/21/23)
BLKS	3 2 times (@ NYK, 1/18/24)	5 at DEN 10/23/18
MINS	39 at NYK 1/18/24	41 at ATL 3/21/23



#7 Patrick Baldwin Jr.

Forward • 6-9 • 220lbs • 21 • Wisconsin-Milwaukee/USA


1 Year Pro

SEASON	GP	GS	PPG	RPG	APG	SPG	BPG	MPG	FG%	3FG%	FT%		2023-24 HIGHS	CAREER HIGHS
2023-24	38	7	4.4	3.2	0.8	0.47	0.39	13.0	.381	.320	.679	PTS	18 vs. CHI 4/12/24	18 vs. CHI 4/12/24
	POINTS											FGM	7 vs. CHI 4/12/24	7 vs. CHI 4/12/24
	10+	20+	30+	10+	10+	3+	3+	DBL-DBL	TPL-DBL			FGA	12 vs. CHI 4/12/24	12 vs. CHI 4/12/24
2023-24	6	--	--	2	--	1	--	2	--			3FGM	4 at BOS 4/14/24	5 at BKN 12/21/22
Career	10	--	--	2	--	1	1	2	--			3FGA	8 2 times (@ MIN, 4/9/24)	8 3 times (@ MIN, 4/9/24)
RECENT GAMES														
OPPONENT	W/L	MIN	FG-A	3P-A	FT-A	OR	DR	TR	A	PF	ST	TO	BS	PTS
4/14 at BOS	L	33:23	6-11	4-7	1-1	0	7	7	0	3	2	1	1	17
4/12 vs. CHI	L	40:39	7-12	3-7	1-2	1	11	12	4	2	1	1	1	18
4/9 at MIN	L	38:21	6-11	3-8	0-0	1	5	6	4	4	2	1	0	15
4/7 at TOR	L	33:26	5-10	3-7	3-4	1	10	11	1	5	2	0	2	16
4/5 vs. POR	L	6:49	1-3	0-1	0-1	1	0	1	0	1	0	1	0	2

2023-24 SEASON HIGHLIGHTS:

- Appeared in 38 games (seven starts) on the season.
- Missed 22 games (10/28, 11/3, 11/10-11/13, 11/22-11/24, 11/29-12/6, 12/21, 12/26, 12/29, 1/10, 1/21, 1/27-1/29, 2/2, 2/10-2/14, 3/8) to DNP-CD, four games (11/1, 11/6-11/8, 11/20) to Inactive-CD, 17 games (11/17, 11/25-11/27, 12/17-12/18, 12/31-1/8, 2/7, 2/27-3/6, 4/2) to G League - On Assignment and one game (2/9) with a right ankle sprain.

- Compiled 17 points (6-11 FG, 4-7 FG), a team-best seven rebounds, two steals and one block on 4/14 at BOS.
- Tallied a career-high 18 points (3-7 FG), a career-best 12 rebounds, four assists, one block, and one steal for his second-career double-double on 4/12 vs. CHI.
- Amassed 15 points, six rebounds, four assists and two steals on 4/9 at MIN.
- Totaled a season-high 16 points, also grabbing a career-high 11 rebounds and adding two blocks, two steals and one assist for his first-career double-double on 4/7 at TOR.
- Compiled 12 points, seven rebounds, three assists and one steal in his second-career start on 3/19 vs. HOU.
- Recorded his first-career start on 3/17 vs. BOS, collecting 6 points, seven rebounds, four assists two blocks and one steal.
- Scored 9 points on 3-of-3 shooting from beyond the arc, adding adding three rebounds, one assist and one steal in 13 minutes from off the bench on 1/15 vs. DET.
- Tallied 10 points on 3-of-5 shooting (2-3 3PT), also adding four rebounds and one assist, on 12/11 at PHI.
- Made his Wizards debut on 10/25 at IND.



#14 Jules Bernard

Guard • 6-6 • 205lbs • 24 • UCLA/USA

Rookie

SEASON	GP	GS	PPG	RPG	APG	SPG	BPG	MPG	FG%	3FG%	FT%		2023-24 HIGHS	CAREER HIGHS
2023-24	19	0	3.9	1.4	0.8	0.16	0.05	7.9	.453	.379	.556	PTS	16 vs. HOU 3/19/24	16 vs. HOU 3/19/24
	POINTS											FGM	6 vs. HOU 3/19/24	6 vs. HOU 3/19/24
	10+	20+	30+	10+	10+	3+	3+	DBL-DBL	TPL-DBL			FGA	12 vs. BOS 3/17/24	12 vs. BOS 3/17/24
2023-24	3	--	--	--	--	--	--	--	--	--	--	3FGM	3 vs. HOU 3/19/24	3 vs. HOU 3/19/24
Career	3	--	--	--	--	--	--	--	--	--	--	3FGA	5 vs. HOU 3/19/24	5 vs. HOU 3/19/24
RECENT GAMES														
OPPONENT	W/L	MIN	FG-A	3P-A	FT-A	OR	DR	TR	A	PF	ST	TO	BS	PTS
4/14 at BOS	L	24:18	5-10	2-4	1-1	2	4	6	3	0	1	2	0	13
4/12 vs. CHI	L													
4/9 at MIN	L	07:51	3-3	0-0	0-0	1	2	3	0	2	0	2	0	6
4/7 at TOR	L	4:20	0-1	0-0	0-0	0	1	1	0	1	0	0	0	0
4/5 vs. POR	L													

2023-24 SEASON HIGHLIGHTS:

- Appeared in 19 games from off the bench.
- Missed 24 games (12/13-12/15, 12/18-12/29, 1/3-1/8, 1/21-1/24, 1/27, 2/12-2/25, 3/12, 3/27, 4/2, 4/12) to G League - Two-Way, 18 games (12/17, 12/31, 1/10, 1/15-1/20, 1/29, 2/2, 2/7-2/10, 2/27, 3/6-3/10, 3/21-3/23, 4/5) to DNP-CD and one game (3/4) to Inactive-CD.
- Tallied 13 points, a career-high six rebounds, three assists and one steal on 4/14 at BOS.
- Compiled a career-high 16 points (6-11 FG, 3-5 3PT), also adding four assists and two rebounds in 19 minutes from off the bench on 3/19 vs. HOU.
- Netted a 12 points (5-12 FG) and added four rebounds and one assist in a career-best 24 minutes played from off the bench on 3/17 vs. BOS.
- Scored 7 points (3-4 FG, 1-2 3PT) in 3 minutes from off the bench on 3/14 at HOU.
- Made his Wizards and NBA debut on Dec. 8, 2023 at BKN, appearing in four minutes from off the bench.
- Was signed by Washington to a two-way contract on Dec. 8.



#4 Jared Butler

Guard • 6-3 • 193lbs • 23 • Baylor/USA

2 Years Pro

SEASON	GP	GS	PPG	RPG	APG	SPG	BPG	MPG	FG%	3FG%	FT%
2023-24	40	0	6.3	1.5	3.2	0.73	0.20	14.1	.488	.308	.861
	POINTS				REB	AST	BLK	STL		DBL-DBL	TPL-DBL
	10+	20+	30+		10+	10+	3+	3+			
2023-24	7	1	--	--	2	--	1	1	1	--	--
Career	13	3	--	--	3	--	4	1	--	--	--

RECENT GAMES

OPPONENT	W/L	MIN	FG-A	3P-A	FT-A	OR	DR	TR	A	PF	ST	TO	BS	PTS
4/14 at BOS	L	30:51	9-19	2-4	2-2	1	1	2	7	4	1	4	1	22
4/12 vs. CHI	L	28:39	6-9	1-3	2-4	0	1	1	10	3	2	0	0	15
4/9 at MIN	L	22:04	2-5	0-1	0-0	0	6	6	3	3	1	0	0	4
4/7 at TOR	L	16:50	3-4	1-1	0-0	0	3	3	2	3	0	2	1	7
4/5 vs. POR	L	12:46	1-7	0-5	4-4	1	1	2	2	1	1	1	0	6

2023-24 SEASON HIGHLIGHTS:

- Played in 40 games from off the bench on the campaign.
- Missed 16 games (10/28, 11/1, 11/12-11/15, 11/22-11/24, 12/1, 12/17, 12/21, 12/29, 1/8, 1/20, 1/25, 2/29, 3/4) to DNP-CD, eight games (11/3, 11/8-11/10, 1/29, 2/2, 2/7-2/9, 2/22) to Inactive-CD and 18 games to G League - Two-Way (11/6, 12/26-12/27, 12/31, 1/10-1/18, 1/21-1/24, 1/27, 1/31, 2/4, 2/10-2/12, 3/6-3/10).
- Scored in double figures in seven total games on the season.
- Notched a season-high 22 points, seven assists, two rebounds, one block and one steal on 4/14 at BOS.
- Collected his first-career double-double, amassing 15 points, 10 rebounds, two steals, and one rebound on 4/12 vs. CHI.
- Scored a season-high 17 points (7-10 FG, 3-3 3PT), adding three assists, three rebounds and two steals in 18 minutes from off the bench on 4/2 vs. MIL.
- Compiled 9 points, seven assists, three rebounds, three steals and one block on 4/3 vs. LAL.
- Scored 14 points, adding seven assists and two rebounds, on 3/31 vs. MIA.
- Collected a career-high 13 assists, four rebounds, two blocks and two steals in 27 minutes from off the bench on 3/25 at CHI.
- Amassed a season-high 15 points, a team-high nine assists, three rebounds, one block and one steal in a season-high 31 minutes from off the bench on 3/19 vs. HOU.
- Tallied 13 points on 5-of-8 shooting (2-4 3PT), also adding five assists, two rebounds, two steals and one block in 16 minutes from off the bench on 11/25 vs. ATL.
- Made his Wizards debut on 10/25 at IND.

	2023-24 HIGHS	CAREER HIGHS
PTS	22 at BOS 4/14/24	25 vs. MEM 4/9/23
FGM	9 at BOS 4/14/24	10 vs. MEM 4/9/23
FGA	19 2 times (@ BOS, 4/14/24)	21 vs. MEM 4/9/23
3FGM	3 vs. MIL 4/2/24	5 2 times (vs. MEM, 4/9/23)
3FGA	6 2 times (@ CHI, 3/25/24)	10 vs. LAC 3/18/22
FTM	4 vs. POR 4/5/24	4 2 times (vs. POR, 4/5/24)
FTA	4 3 times (vs. CHI, 4/12/24)	4 4 times (vs. CHI, 4/12/24)
OREB	2 at CHI 3/25/24	2 2 times (@ CHI, 3/25/24)
DREB	6 at MIN 4/9/24	6 2 times (@ MIN, 4/9/24)
TREB	6 at MIN 4/9/24	6 2 times (@ MIN, 4/9/24)
ASTS	13 at CHI 3/25/24	13 at CHI 3/25/24
STLS	3 vs. LAL 4/3/24	4 at PHX 1/24/22
BLKS	2 at CHI 3/25/24	2 2 times (@ CHI, 3/25/24)
MINS	31 at BOS 4/14/24	46 vs. MEM 4/9/23



#9 Justin Champagne

Forward • 6-6 • 206lbs • 22 • Pittsburgh/USA

2 Years Pro

SEASON	GP	GS	PPG	RPG	APG	SPG	BPG	MPG	FG%	3FG%	FT%
2023-24	15	1	5.9	3.5	1.3	0.67	0.60	15.7	.410	.289	.800
	POINTS										
	10+	20+	30+	REB	AST	BLK	STL		DBL-DBL	TPL-DBL	
2023-24	4	--	--	--	--	1	--	--	--	--	--
Career	6	--	--	1	--	1	--	--	--	--	--

RECENT GAMES

OPPONENT	W/L	MIN	FG-A	3P-A	FT-A	OR	DR	TR	A	PF	ST	TO	BS	PTS
4/14 at BOS	L	20:47	4-9	0-2	1-1	1	6	7	3	1	2	0	1	9
4/12 vs. CHI	L	17:07	1-6	0-3	0-0	1	3	4	0	0	0	0	1	2
4/9 at MIN	L													
Inactive - G League Two-Way														
4/7 at TOR	L	13:55	1-3	0-2	0-0	1	0	1	0	0	1	1	1	2
4/5 vs. POR	L	13:28	1-2	0-1	1-2	2	3	5	2	1	0	0	0	3

2023-24 SEASON HIGHLIGHTS:

- Appeared in 15 games (one start) on the season.
- Missed three games (2/25-2/29) due to DNP-CD, one game (3/4) to Inactive-CD and nine games (3/6-3/12, 3/27-4/2, 4/9) to G League - Two-Way.
- Signed by Washington to a 10-day contract on Feb. 22 and then signed to a two-way contract on March 3.

	2023-24 HIGHS	CAREER HIGHS
PTS	16 vs. HOU 3/19/24	16 vs. HOU 3/19/24
FGM	5 2 times (vs. LAL, 4/3/24)	5 3 times (vs. LAL, 4/3/24)
FGA	11 vs. BOS 3/17/24	12 vs. ATL 4/9/23
3FGM	3 2 times (vs. LAL, 4/3/24)	4 vs. SAS 1/4/22
3FGA	8 at CHI 3/25/24	8 at CHI 3/25/24
FTM	6 vs. HOU 3/19/24	6 vs. HOU 3/19/24
FTA	6 vs. HOU 3/19/24	6 vs. HOU 3/19/24
OREB	6 vs. HOU 3/19/24	6 2 times (vs. HOU, 3/19/24)
DREB	6 2 times (@ BOS, 4/14/24)	6 3 times (@ BOS, 4/14/24)
TREB	8 2 times (vs. HOU, 3/19/24)	12 at MIL 1/15/22
ASTS	3 3 times (@ BOS, 4/14/24)	3 4 times (@ BOS, 4/14/24)
STLS	2 3 times (@ BOS, 4/14/24)	2 5 times (@ BOS, 4/14/24)
BLKS	3 at CHI 3/16/24	3 at CHI 3/16/24
MINs	36 vs. BOS 3/17/24	36 vs. BOS 3/17/24

- Totaled 9 points, seven rebounds, three assists and two steals on 4/14 at BOS.
- Scored a season-high 16 points while also tying a season high with eight rebounds and adding two assist and two steals on 3/19 vs. HOU.
- Amassed 13 points (5-8 FG, 3-5 3PT), seven rebounds, two assists and one steal on 4/3 vs. LAL.
- Tallied 8 points, three rebounds, three assists and one block on 3/25 at CHI.
- Notched his first-career start on 3/17 vs. BOS, amassing 14 points (5-11 FG, 2-4 3PT), a season-high eight rebounds, two steals and one assist.
- Amassed 11 points, seven rebounds, three assists, three blocks and one steal in 25 minutes from off the bench on 3/16 at CHI.
- Made his season and Wizards debut on 2/22 at DEN, tallying 7 points (3-3 FG, 1-1 3PT) in 4 minutes from off the bench.



#0 Bilal Coulibaly

Guard • 6-8 • 195lbs • 19 • Metropolitans 92/France

Rookie

Selected to the 2024 Panini Rising Stars game as part of NBA All-Star Weekend.

SEASON	GP	GS	PPG	RPG	APG	SPG	BPG	MPG	FG%	3FG%	FT%
2023-24	63	15	8.4	4.1	1.7	0.90	0.76	27.2	.435	.346	.702
	POINTS				REB	AST	BLK	STL		DBL-DBL	TPL-DBL
	10+	20+	30+		10+	10+	3+	3+			
2023-24	27	2	--		1	--	3	7		1	--
Career	27	2	--		1	--	3	7		1	--


RECENT GAMES

OPPONENT	W/L	MIN	FG-A	3P-A	FT-A	OR	DR	TR	A	PF	ST	TO	BS	PTS
4/14 at BOS	L								Inactive - Injury					
4/12 vs. CHI	L								Inactive - Injury					
4/9 at MIN	L								Inactive - Injury					
4/7 at TOR	L								Inactive - Injury					
4/5 vs. POR	L								Inactive - Injury					

2023-24 SEASON HIGHLIGHTS:

- Appeared in 63 games (15 starts) during his rookie season.
- Missed one game (11/24) with a left knee contusion, three games (2/27-3/1) with a pelvic contusion and 15 games (3/17-4/14) with a right wrist fracture.
- Scored in double figures in 27 contests, topping 20+ points twice.
- Had at least one block in 34 games on the campaign.
- Collected seven games with at least three steals from off the bench.
- Set a career-high with 21 points (6-18 FG, 4-12 3PT, 5-5 FT), also totaling eight rebounds, three assists and two steals on 2/9 at BOS.
- Totaled 19 points, four rebounds, two assists, two blocks and one steal on 1/31 vs. LAC.
- Amassed 13 points (2-2 3PT), two steals, one rebound, one assist and one block on 1/29 at SAS.
- Tallied 17 points, five rebounds, two steals and one block on 12/15 vs. IND.
- Collected his first career double-double (11 pts, 10 reb) on 12/8 at BKN, becoming the youngest player in franchise history (19 yrs., 135 D) to do so.
- Scored 20 points (8-12 FG, 4-7 3PT), also adding seven rebounds, three assists and four steals in a career-high 34 minutes from off the bench on 11/12 at BKN ... became the first Wizards rookie with 20+ points and 4+ steals in a game since John Wall in 2010-11.
- Recorded his first career start, becoming the youngest player in franchise history to start a game at 19 years and 96 days old, on 10/30 vs. BOS .. Scored 9 points, adding five rebounds, two blocks, one assist and one steal in his first career start.
- Made his NBA debut on 10/25 at IND and tallied 3 points, four rebounds, three assists and three blocks ... tied Kwame Brown (10/30/01) for the most blocks by a Wizards rookie in their first career game ... became the youngest player in franchise history to play in a season-opening game.

	2023-24 HIGHS	CAREER HIGHS
PTS	21 at BOS 2/9/24	21 at BOS 2/9/24
FGM	8 2 times (vs. LAC, 1/31/24)	8 2 times (vs. LAC, 1/31/24)
FGA	18 at BOS 2/9/24	18 at BOS 2/9/24
3FGM	4 3 times (@ BOS, 2/9/24)	4 3 times (@ BOS, 2/9/24)
3FGA	12 at BOS 2/9/24	12 at BOS 2/9/24
FTM	7 vs. PHI 2/10/24	7 vs. PHI 2/10/24
FTA	10 vs. PHI 2/10/24	10 vs. PHI 2/10/24
OREB	4 2 times (@ DAL, 2/12/24)	4 2 times (@ DAL, 2/12/24)
DREB	8 vs. DAL 11/15/23	8 vs. DAL 11/15/23
TREB	10 at BKN 12/8/23	10 at BKN 12/8/23
ASTS	4 4 times (@ HOU, 3/14/24)	4 4 times (@ HOU, 3/14/24)
STLS	4 at BKN 11/12/23	4 at BKN 11/12/23
BLKS	4 vs. DEN 1/21/24	4 vs. DEN 1/21/24
MINs	37 vs. LAC 1/31/24	37 vs. LAC 1/31/24



#1 Johnny Davis

Guard • 6-5 • 195lbs • 22 • Wisconsin/USA

1 Year Pro

SEASON	GP	GS	PPG	RPG	APG	SPG	BPG	MPG	FG%	3FG%	FT%
2023-24	50	6	3.0	1.4	0.6	0.36	0.20	12.3	.403	.350	.583
POINTS											
	10+	20+	30+	REB	AST	BLK	STL	DBL-DBL	TPL-DBL		
2023-24	3	--	--	--	--	--	1	--	--		
Career	11	2	--	--	--	--	1	--	--		

RECENT GAMES

OPPONENT	W/L	MIN	FG-A	3P-A	FT-A	OR	DR	TR	A	PF	ST	TO	BS	PTS
4/14 at BOS	L	26:35	3-5	0-0	0-0	0	1	1	2	4	2	3	0	6
4/12 vs. CHI	L	24:45	5-8	4-5	1-2	0	2	2	2	3	1	0	0	15
4/9 at MIN	L	19:42	3-4	1-1	3-5	0	3	3	0	3	0	2	0	10
4/7 at TOR	L	6:19	0-0	0-0	0-0	0	0	0	0	2	0	0	1	0
4/5 vs. POR	L	20:31	3-3	1-1	0-0	0	1	1	3	2	0	0	0	7

2023-24 SEASON HIGHLIGHTS:

- Appeared in 49 games (five starts) on the campaign.
- Missed 14 games (11/10-11/13, 12/26, 12/29-12/31, 1/8-1/10, 1/18, 2/7-2/14) to DNP-CD, two games (10/25-10/28) due to a left elbow sprain, nine games (12/6-12/22) to a left calf strain, one game (1/13) to a Non-Covid illness, five games (1/20-1/24, 1/27-1/29) to G League - On Assignment and one game (4/3) with a left ankle sprain.
- Tallied a season-high 15 points, two assists, two rebounds and one steal on 4/12 vs. CHI.
- Compiled 10 points and three rebounds on 4/9 at MIN.
- Netted 8 points, grabbed two rebounds and added one assist on 3/6 vs. ORL.
- Grabbed a season-high seven rebounds on 2/23 at OKC.
- Amassed 8 points, four rebounds, two blocks and one assist on 3/17 vs. BOS.
- Scored 11 points on 5-of-5 shooting, adding one rebound and one steal, in 13 minutes off the bench on 11/3 at MIA.

	2023-24 HIGHS	CAREER HIGHS
PTS	15 vs. CHI 4/12/24	20 2 times (@ ATL, 4/5/23)
FGM	5 2 times (vs. CHI, 4/12/24)	9 vs. MIL 4/4/23
FGA	8 3 times (vs. CHI, 4/12/24)	20 2 times (vs. HOU, 4/9/23)
3FGM	4 vs. CHI 4/12/24	4 vs. CHI 4/12/24
3FGA	5 vs. CHI 4/12/24	15 vs. HOU 4/9/23
FTM	3 at MIN 4/9/24	3 2 times (@ MIN, 4/9/24)
FTA	5 at MIN 4/9/24	5 2 times (@ MIN, 4/9/24)
OREB	3 at MIL 11/24/23	3 2 times (@ MIL, 11/24/23)
DREB	5 at OKC 2/23/24	7 at ATL 4/5/23
TREB	7 at OKC 2/23/24	8 2 times (vs. HOU, 4/9/23)
ASTS	3 3 times (vs. POR, 4/5/24)	8 vs. HOU 4/9/23
STLS	3 at ATL 11/1/23	3 at ATL 11/1/23
BLKS	2 2 times (vs. BKN, 3/27/24)	2 5 times (vs. BKN, 3/27/24)
MINS	27 vs. HOU 3/19/24	40 vs. HOU 4/9/23



#16 Anthony Gill

Forward • 6-8 • 230lbs • 31 • Virginia/USA

3 Years Pro

SEASON	GP	GS	PPG	RPG	APG	SPG	BPG	MPG	FG%	3FG%	FT%
2023-24	50	3	3.8	1.9	0.7	0.26	0.22	9.3	.469	.244	.806
POINTS											
	10+	20+	30+	REB	AST	BLK	STL	DBL-DBL	TPL-DBL		
2023-24	7	--	--	--	--	1	--	--	--		
Career	17	--	--	1	--	1	--	--	--		

RECENT GAMES

OPPONENT	W/L	MIN	FG-A	3P-A	FT-A	OR	DR	TR	A	PF	ST	TO	BS	PTS
4/14 at BOS	L	17:26	5-12	1-5	1-1	3	2	5	3	2	0	0	0	12
4/12 vs. CHI	L	16:56	1-4	0-1	2-2	0	0	0	1	2	1	0	0	4
4/9 at MIN	L	35:32	6-11	1-3	2-2	1	8	9	3	2	0	0	3	15
4/7 at TOR	L					DND - Injury								
4/5 vs. POR	L	30:36	4-11	0-0	0-0	3	0	3	1	4	2	1	1	8

2023-24 SEASON HIGHLIGHTS:

- Appeared in 50 games (three starts) on the season.
- Missed 30 games (10/28, 11/10-11/13, 11/22-11/24, 12/1-12/6, 12/26, 12/29-12/31, 1/8-1/13, 1/18-1/21, 1/27-1/29, 2/7-2/14, 2/25-2/27, 3/1-3/6, 3/23) to DNP-CD, one game (10/25) due to a left hamstring strain, and one game (4/7) with right knee soreness.
- Compiled 12 points, five rebounds and three assists in 17 minutes of action on 4/14 at BOS.
- Collected 15 points, a season-high-tying nine rebounds, a career-high three blocks and three assists on 4/9 at MIN.
- Tallied 12 points and a season-high nine rebounds in a career-high 38 minutes of action on 4/2 vs. MIL.
- Tied a career-high with 18 points on 7-of-12 shooting, also grabbing four rebounds, on 3/31 vs. MIA.
- Amassed 12 points (2-3 3PT), also adding a season-high eight rebounds and three assists to his stat line on 3/19 vs. HOU.
- Totaled 8 points, two rebounds, one assist and one steal in 18 minutes of action on 3/21 vs. SAC.
- Scored 13 points (5-11 FG), also adding four rebounds and three assists, on 3/17 vs. BOS.
- Netted 10 points on 4-of-6 shooting, also amassing three rebounds and one assist, on 11/25 vs. ATL.

	2023-24 HIGHS	CAREER HIGHS
PTS	18 vs. MIA 3/31/24	18 2 times (vs. MIA, 3/31/24)
FGM	7 vs. MIA 3/31/24	7 2 times (vs. MIA, 3/31/24)
FGA	12 2 times (@ BOS, 4/14/24)	12 2 times (@ BOS, 4/14/24)
3FGM	2 vs. HOU 3/19/24	2 4 times (vs. HOU, 3/19/24)
3FGA	5 at BOS 4/14/24	5 at BOS 4/14/24
FTM	4 vs. SAC 3/21/24	8 vs. CLE 5/14/21
FTA	5 vs. MIA 3/31/24	8 vs. CLE 5/14/21
OREB	3 4 times (@ BOS, 4/14/24)	5 at TOR 4/5/21
DREB	8 2 times (@ MIN, 4/9/24)	8 2 times (@ MIN, 4/9/24)
TREB	9 2 times (@ MIN, 4/9/24)	10 at OKC 4/23/21
ASTS	3 7 times (@ BOS, 4/14/24)	4 at CLE 4/30/21
STLS	2 2 times (vs. POR, 4/5/24)	2 4 times (vs. POR, 4/5/24)
BLKS	3 at MIN 4/9/24	3 at MIN 4/9/24
MINS	38 vs. MIL 4/2/24	38 vs. MIL 4/2/24



#22 Richaun Holmes

Forward/Center • 6-10 • 240lbs • 30 • Bowling Green/USA

8 Years Pro

SEASON	GP	GS	PPG	RPG	APG	SPG	BPG	MPG	FG%	3FG%	FT%
2023-24	40	10	5.0	4.6	0.6	0.28	0.48	13.9	.558	.333	.723
	POINTS			REB	AST	BLK	STL	DBL-DBL	TPL-DBL		
	10+	20+	30+	10+	10+	3+	3+	4			
2023-24	9	--	--	6	--	--	--	4			
Career	200	29	--	66	--	38	7	58			

RECENT GAMES

OPPONENT	W/L	MIN	FG-A	3P-A	FT-A	OR	DR	TR	A	PF	ST	TO	BS	PTS
4/14 at BOS	L													
4/12 vs. CHI	L													
4/9 at MIN	L													
4/7 at TOR	L													
4/5 vs. POR	L													

2023-24 SEASON HIGHLIGHTS:

- Appeared in 40 games (10 starts) on the campaign.
- Missed 26 games (10/25-11/6, 11/10, 11/18, 12/8-12/11, 12/20, 12/23-12/30, 1/7, 1/11-1/22, 2/3, 2/6, 2/10, 2/23) due to DNP-CD, one game due to Non-COVID Illness (12/16), two games (1/3-1/5) due to personal reasons, one game (2/9) due to trade pending, three games (3/10-3/14) with a left big toe sprain and nine games (3/29-4/14) with a left big toe contusion.
- Was acquired via trade from Dallas on Feb. 8, 2024.
- Scored in double figures nine times this season.
- Compiled 14 points (6-10 FG), 15 rebounds, two assists, one block and one steal on 3/25 at CHI.
- Totaled 15 points, a team-leading 14 rebounds and two blocks for his third double-double of the season on 3/23 vs. TOR.
- Grabbed a season-high 16 rebounds on 3/21 vs. SAC.
- Totaled 12 points (4-5 FG), nine rebounds, one block and one steal on 3/19 vs. HOU.
- Recorded his first double-double as a Wizard, amassing 14 points (5-5 FG), 11 rebounds, one assist, one block and one steal on 3/8 vs. ORL.
- Tallied 12 points and added five rebounds, two assists and two steals on 3/6 vs. ORL.
- Made his Wizards debut on 2/12 at DAL, amassing 10 points, two rebounds and one block in 13 minutes from off the bench.
- Tallied 11 points, 10 rebounds, three assists and two blocks on 1/31 at MIN for his first double-double of the season.
- Scored a season-high 16 points (7-12 FG) and grabbed eight rebounds on 12/22 at HOU.

	2023-24 HIGHS	CAREER HIGHS
PTS	16 at HOU 12/22/23	28 at POR 12/4/19
FGM	7 at HOU 12/22/23	12 vs. LAL 11/30/21
FGA	12 at HOU 12/22/23	19 at ORL 3/20/17
3FGM	1 at LAL 2/29/24	3 vs. MIL 4/8/17
3FGA	1 3 times (@ CHI, 3/25/24)	4 4 times (@ CLE, 12/9/17)
FTM	4 2 times (vs. HOU, 3/19/24)	10 at BOS 3/19/21
FTA	4 4 times (vs. TOR, 3/23/24)	12 at BOS 3/19/21
OREB	7 vs. TOR 3/23/24	9 at MEM 12/21/19
DREB	10 vs. SAC 3/21/24	15 vs. CHA 11/5/21
TREB	16 vs. SAC 3/21/24	20 vs. CHA 11/5/21
ASTS	3 at MIN 1/31/24	6 2 times (@ CHA, 3/15/21)
STLS	2 vs. ORL 3/6/24	4 2 times (@ HOU, 12/9/19)
BLKS	2 4 times (vs. TOR, 3/23/24)	6 3 times (@ NOP, 2/1/21)
MINS	36 vs. CHA 3/8/24	45 vs. MIN 12/26/19



#5 Tyus Jones

Guard • 6-0 • 196lbs • 27 • Duke/USA

8 Years Pro

SEASON	GP	GS	PPG	RPG	APG	SPG	BPG	MPG	FG%	3FG%	FT%
2023-24	66	66	12.0	2.7	7.3	1.08	0.27	29.3	.489	.414	.800
	POINTS										
	10+	20+	30+	REB	AST	BLK	STL		DBL-DBL	TPL-DBL	
2023-24	45	8	--	1	12	--	3		9	1	
Career	197	21	--	2	34	--	51		27	2	

RECENT GAMES

OPPONENT	W/L	MIN	FG-A	3P-A	FT-A	OR	DR	TR	A	PF	ST	TO	BS	PTS
4/14 at BOS	L								Inactive - Injury					
4/12 vs. CHI	L								DNP - Injury					
4/9 at MIN	L								DND - Injury					
4/7 at TOR	L								Inactive - Injury					
4/5 vs. POR	L								Inactive - Injury					

2023-24 SEASON HIGHLIGHTS:

- Started in 66 games he appeared in on the campaign.
- Missed two games (3/16-3/17) with lower back spasms and the final 14 games of the season (3/19-4/14) with a back lumbosacral sprain.
- Dished out 15+ assists in five games, 10+ assists in 12 games and 5+ assists on 50 occasions, all career-bests.
- Led the team in assists on 43 occasions on the season.
- Tallied double figure scoring in a career-best 45 games and scored 20+ points eight times.
- Netted 21 points (8-11 FG, 5-8 3PT), also adding six assists, five rebounds and one steal on 3/4 at UTA.
- Scored 14 points, dished out a career-high 17 assists, grabbed six rebounds and notched two steals on 2/27 vs. GSW.
- Totalled 14 points (5-7 FG, 4-6 3PT), a team-best 15 assists, two rebounds and one steal on 2/14 at NOP.
- Notched 14 points, 16 assists, three rebounds and two steals for his fifth double-double of the season on 2/12 at DAL.
- Notched a season-high 25 points (9-14 FG, 6-8 3PT), a team-high nine assists, three rebounds and one steal on 2/10 vs. PHI ... His six made three-pointers mark a career-high.
- Totalled 12 points, 14 assists (0 turnovers), six rebounds and one steal on 1/25 vs. UTA.
- Collected a career-high 15 assists, adding four rebounds and three steals to his stat line, on 1/18 at NYK.
- Poured in a team-best 22 points (4-10 3PT), also dishing out a team-high seven assists, hauling in six rebounds and collecting one steal on 1/15 vs. DET.
- Netted 24 points, tying a career-high with five made 3PTs, on 12/21 at POR.
- Scored 22 points, adding 11 assists, hauling in four rebounds, notching six steals and recording one block on 12/17 at PHO.
- Recorded the second triple-double of his career, tallying 13 points, dishing out a team-high 11 assists, tying a career-high with 10 rebounds and adding two blocks and two steals on 12/15 vs. IND.
- Totalled 20 points on 8-of-11 shooting, also adding a team-high eight assists, three rebounds, two blocks and one steal on 12/6 vs. PHI ... Marked his first-career game with 20+ points and at least one block.
- Tallied 22 points, adding seven rebounds, dishing out seven assists and notching one steal on 11/24 at MIL, marking the fourth 25/5/5 game of his career.
- Made his Wizards debut on 10/25 at IND, netting 16 points (7-of-12 FG) and adding a team-high six assists, three rebounds, one steal and one block.

	2023-24 HIGHS	CAREER HIGHS
PTS	25 vs. PHI 2/10/24	28 vs. MIA 12/5/22
FGM	9 6 times (vs. PHI, 2/10/24)	11 2 times (vs. SAS, 1/9/23)
FGA	19 vs. DET 1/15/24	21 at SAS 3/30/22
3FGM	6 vs. PHI 2/10/24	6 vs. PHI 2/10/24
3FGA	10 vs. DET 1/15/24	10 3 times (vs. DET, 1/15/24)
FTM	3 at MIL 11/24/23	6 3 times (@ GSW, 12/25/22)
FTA	3 2 times (@ MIL, 11/24/23)	6 5 times (@ GSW, 12/25/22)
OREB	2 3 times (@ DEN, 2/22/24)	3 vs. MIL 1/2/16
DREB	10 vs. IND 12/15/23	10 vs. IND 12/15/23
TREB	10 vs. IND 12/15/23	10 2 times (vs. IND, 12/15/23)
ASTS	17 vs. GSW 2/27/24	17 vs. GSW 2/27/24
STLS	6 at PHX 12/17/23	7 vs. PHX 11/26/17
BLKS	2 2 times (vs. IND, 12/15/23)	2 4 times (vs. IND, 12/15/23)
MINs	40 at NOP 2/14/24	43 at NOP 4/5/23



#24 Corey Kispert

Forward • 6-7 • 220lbs • 25 • Gonzaga/USA

2 Years Pro

SEASON	GP	GS	PPG	RPG	APG	SPG	BPG	MPG	FG%	3FG%	FT%
2023-24	80	22	13.4	2.8	2.0	0.51	0.20	25.8	.486	.383	.726
	POINTS										
	10+	20+	30+	REB	AST	BLK	STL		DBL-DBL	TPL-DBL	
2023-24	54	17	--	1	--	1	3		1	--	
Career	124	27	--	1	--	1	4		1	--	

RECENT GAMES

OPPONENT	W/L	MIN	FG-A	3P-A	FT-A	OR	DR	TR	A	PF	ST	TO	BS	PTS
4/14 at BOS	L	32:56	3-9	0-5	2-2	0	3	3	8	0	1	0	0	8
4/12 vs. CHI	L	39:58	8-15	6-11	1-2	2	5	7	6	4	0	3	1	23
4/9 at MIN	L	36:15	9-17	5-10	2-2	1	2	3	5	0	0	2	0	25
4/7 at TOR	L	39:33	7-13	5-7	2-4	0	3	3	3	4	0	3	0	21
4/5 vs. POR	L	40:35	4-11	1-7	3-3	0	3	3	5	2	2	1	0	12

2023-24 SEASON HIGHLIGHTS:

- Appeared in 80 games (22 starts) on the campaign.
- Missed one game (11/3) with a left ankle sprain and one (2/25) with Non-COVID illness.
- Compiled 10+ points in 54 games and 20+ points in 17 games, both career bests.
- Knocked down multiple three-pointers field goals in a career-best 49 games on the campaign.
- Totaled 23 points (6-11 3PT), seven rebounds, six assists, and one block on 4/12 vs. CHI.
- Netted a team-high 25 points (5-10 3PT) and added five assists and three rebounds on 4/9 at MIN.
- Scored 21 points (7-13 FG, 5-7 3PT), also adding three rebounds and three assists, on 4/7 at TOR.
- Compiled a team-best and season-high 27 points (10-18 FG, 4-11 3PT), also adding seven rebounds, one block and one steal to his stat line on 4/2 vs. MIL.
- Scored 23 points (9-12 FG, 5-7 3PT), also adding six rebounds to his stat line, on 3/29 vs. DET.
- Scored 19 points and added a career-high 12 rebounds, three assists and two steals for his first career double-double on 3/25 at CHI.
- Tallied 22 points (8-11 FG, 5-7 3PT) and added two rebounds and one steal on 3/12 at MEM.
- Poured in 22 points (5-10 3PT) while adding six assists and five rebounds on 3/10 at MIA.
- Amassed 20 points, six rebounds, six assists and one steal, marking the first 20/5/5 (pts/rebs/ast) game of his career on 2/29 at LAL.
- Totaled 20 points (5-10 3PT), a season-high six assists, four rebounds and one steal on 2/14 at NOP.
- Tallied 24 points, six rebounds, four assists and three steals on 2/9 at BOS.
- Amassed 23 points (9-15 FG, 4-9 3PT), seven rebounds and two assists on 2/7 vs. CLE.
- Totaled a season-high 26 points (10-18 FG, 6-14 3PT), four rebounds and two assists on 2/2 vs. MIA.
- Scored 23 points on 9-of-14 shooting, also notching one rebound, one assist, one block and one steal on 12/15 vs. IND.
- Scored 20 points on 7-of-12 shooting (6-10 3PT), also tying a season-high with five rebounds and adding one assist on 11/24 at MIL ... Eclipsed 300 made three-pointers for his career, becoming the quickest player to make 300 three-pointers in franchise history in his 165th career game.
- Dropped 22 points, all in the first half (a career high), on 8-of-14 shooting (5-10 3PT) on 10/28 vs. MEM.

	2023-24 HIGHS	CAREER HIGHS
PTS	27 vs. MIL 4/2/24	29 at NYK 4/2/23
FGM	10 2 times (vs. MIL, 4/2/24)	10 3 times (vs. MIL, 4/2/24)
FGA	18 3 times (vs. MIL, 4/2/24)	19 at NYK 4/2/23
3FGM	6 3 times (vs. CHI, 4/12/24)	9 vs. ORL 3/31/23
3FGA	14 vs. MIA 2/2/24	14 2 times (vs. MIA, 2/2/24)
FTM	7 vs. SAS 1/20/24	7 vs. SAS 1/20/24
FTA	7 vs. SAS 1/20/24	7 vs. SAS 1/20/24
OREB	3 2 times (@ CHI, 3/25/24)	3 6 times (@ CHI, 3/25/24)
DREB	9 at CHI 3/25/24	9 at CHI 3/25/24
TREB	12 at CHI 3/25/24	12 at CHI 3/25/24
ASTS	8 at BOS 4/14/24	8 at BOS 4/14/24
STLS	3 3 times (@ CHI, 3/16/24)	3 4 times (@ CHI, 3/16/24)
BLKS	3 at CHI 3/16/24	3 at CHI 3/16/24
MINS	41 vs. MIA 3/31/24	43 vs. LAC 12/10/22



#33 Kyle Kuzma

Forward • 6-10 • 221lbs • 28 • Utah/USA

6 Years Pro

SEASON	GP	GS	PPG	RPG	APG	SPG	BPG	MPG	FG%	3FG%	FT%		2023-24 HIGHS	CAREER HIGHS
2023-24	70	70	22.2	6.6	4.2	0.53	0.70	32.6	.463	.336	.775			
	POINTS													
	10+	20+	30+	10+	10+	3+	3+	DBL-DBL	TPL-DBL					
2023-24	68	45	11	11	3	2	2	14	--					
Career	392	187	38	88	7	9	11	88	2					
RECENT GAMES														
OPPONENT	W/L	MIN	FG-A	3P-A	FT-A	OR	DR	TR	A	PF	ST	TO	BS	PTS
4/14 at BOS	L													Inactive - Injury
4/12 vs. CHI	L													Inactive - Injury
4/9 at MIN	L													Inactive - Injury
4/7 at TOR	L													Inactive - Injury
4/5 vs. POR	L													Inactive - Injury

2023-24 SEASON HIGHLIGHTS:

- Started in all 70 games he appeared in on the season.
- Missed one game (2/4) due to left shoulder soreness, one game (2/14) to Non-Covid illness, three games (3/17-3/19, 3/25) with left shoulder soreness and two games (3/31-4/2) with a right heel contusion and four games (4/5-4/12) with a right ankle sprain.
- Compiled 10+ points in 68 contests, 20+ points in 45 games and 30+ points in 11 games on the campaign, all career bests.
- Collected 14 double-doubles this season.
- Dished out double figure assists in three contests and 5+ assists in 29 games, both career bests.
- Tallied 31 points (13-22 FG, 3-7 3PT), adding six rebounds, five assists, one block and one steal on 3/21 vs. SAC.
- Scored a team-high 32 points, adding nine rebounds, four assists and two blocks on 3/10 at MIA.
- Poured in 32 points (5-7 3PT), adding seven rebounds, one assist and one steal on 3/1 at LAC.
- Totaled 31 points (12-25 FG, 6-8 3PT), a team-high 12 rebounds, three assists and a season-high-tying three steals on 2/22 at DEN ... Became the first Wizard to compile 30+ points, 10+ rebounds and 3+ steals in a single game since Bradley Beal did so on Jan. 13, 2019.
- Tallied a team-high 30 points, grabbed six rebounds and dished out four assists on 1/27 at DET.
- Amassed 22 points, a season-high 15 rebounds and five assists on 1/8 vs. OKC.
- Scored a season-high 38 points on 15-of-31 shooting (7-18 3PT), also amassing eight rebounds and five assists on 12/31 vs. ATL ... His 18 3PT attempts are the most in a game in franchise history.
- Netted a team-high 32 points, also amassing eight rebounds, six assists and one steal on 12/21 at POR.
- Totaled 31 points, also amassing five rebounds, four assists and one steal, on 12/15 vs. IND.
- Scored a game-high 32 points, grabbed 12 rebounds and dished out eight assists for his fourth double-double of the season on 11/27 at DET.
- Came up just shy of a triple-double, tallying a team-high 28 points, hauling in nine rebounds and dishing out 10 assists on 11/22 at CHA.
- Compiled 22 points, dished out a career-high 13 assists and added three rebounds, two steals and one block on 11/20 vs. MIL, marking his second-career game with at least 20+ points and 10+ assists.
- Scored 34 points, also amassing three assists and three rebounds on 11/13 at TOR.
- Netted 33 points (13-24 FG, 4-11 3PT), hauled in nine rebounds and added four assists on 11/8 at CHA.



#97 Eugene Omoruyi

Forward • 6-6 • 235lbs • 27 • Oregon/Nigeria

2 Years Pro

SEASON	GP	GS	PPG	RPG	APG	SPG	BPG	MPG	FG%	3FG%	FT%
2023-24	43	0	4.8	2.0	0.8	0.63	0.12	9.1	.485	.283	.653
	POINTS			REB	AST	BLK	STL	DBL-DBL		TPL-DBL	
	10+	20+	30+	10+	10+	3+	3+	DBL-DBL		TPL-DBL	
2023-24	5	1	--	1	--	--	3	1		--	
Career	17	2	--	1	--	--	6	1		--	

RECENT GAMES

OPPONENT	W/L	MIN	FG-A	3P-A	FT-A	OR	DR	TR	A	PF	ST	TO	BS	PTS
4/14 at BOS	L	23:01	11-17	4-6	0-0	1	1	2	5	1	0	0	0	26
4/12 vs. CHI	L	12:04	3-6	1-2	0-0	0	0	0	0	1	0	1	1	7
4/9 at MIN	L	12:28	2-4	2-2	1-2	2	0	2	0	2	1	2	0	7
4/7 at TOR	L	21:00	1-6	0-2	2-3	1	0	1	2	1	2	0	0	4
4/5 vs. POR	L	17:04	2-3	0-1	1-4	2	4	6	0	2	1	0	1	5

2023-24 SEASON HIGHLIGHTS:

- Appeared in 43 games from off the bench on the season.
- Missed 16 games (10/28, 11/13, 11/22-11/24, 12/1-12/6, 12/21-12/22, 12/31, 1/8, 1/21, 1/25-1/27, 2/2, 2/25, 2/29) to DNP-CD, three games (11/10, 11/15, 1/29) to Inactive-CD, 11 games (11/12, 12/15, 12/26, 1/10-1/20, 1/24, 1/31, 2/12) to G League - Two-Way, one game (12/13) with a concussion and seven games (3/19-3/31) with a left ankle sprain.
- Recorded at least one steal in 18 outings.
- Tallied a career-high 26 points (11-17 FG, 4-6 3PT), also adding five assists and two rebounds, on 4/14 at BOS.
- Compiled 7 points, three rebounds, three steals and two assists in 11 minutes on 2/22 at DEN.
- Scored 16 points (6-12 FG), set a career-high with 10 rebounds and notched three steals in 23 minutes from off the bench for his first career double-double on 2/4 vs. PHO.
- Netted 8 points on 3-of-5 shooting, adding one rebound and one steal, in 7 minutes from off the bench on 1/5 at CLE.
- Totaled 10 points in 10 minutes from off the bench on 11/29 at ORL, becoming one of four players in the NBA to score 10+ points in a game in 10-or-fewer minutes played this season.
- Scored 10 points, also adding three rebounds, one assist and one steal in 12 minutes from off the bench on 11/25 vs. ATL.
- Tallied 14 points (5-5 FG), all in the fourth quarter, adding six rebounds, one assist, one block and one steal in 12 minutes off the bench on 10/30 vs. BOS.
- Made his Wizards debut on 10/25 at IND, amassing 4 points, two rebounds and one assist in eight minutes off the bench.

	2023-24 HIGHS	CAREER HIGHS
PTS	26 at BOS 4/14/24	26 at BOS 4/14/24
FGM	11 at BOS 4/14/24	11 at BOS 4/14/24
FGA	17 at BOS 4/14/24	17 2 times (@ BOS, 4/14/24)
3FGM	4 at BOS 4/14/24	5 vs. TOR 11/11/22
3FGA	6 at BOS 4/14/24	11 at ORL 4/2/23
FTM	3 4 times (@ CHI, 3/16/24)	6 vs. MIA 4/4/23
FTA	6 at CHI 3/16/24	7 2 times (vs. MIA, 4/4/23)
OREB	5 vs. PHX 2/4/24	5 vs. PHX 2/4/24
DREB	5 vs. PHX 2/4/24	8 at ATL 3/21/23
TREB	10 vs. PHX 2/4/24	10 vs. PHX 2/4/24
ASTS	5 at BOS 4/14/24	5 at BOS 4/14/24
STLS	3 3 times (@ DEN, 2/22/24)	4 at MEM 12/7/22
BLKS	1 5 times (vs. CHI, 4/12/24)	2 at TOR 3/24/23
MINS	23 vs. PHX 2/4/24	33 at TOR 3/24/23



#13 Jordan Poole

Guard • 6-4 • 194lbs • 24 • Michigan/USA

4 Years Pro

SEASON	GP	GS	PPG	RPG	APG	SPG	BPG	MPG	FG%	3FG%	FT%
2023-24	78	66	17.4	2.7	4.4	1.10	0.32	30.1	.413	.326	.877
	POINTS										
	10+	20+	30+	REB	AST	BLK	STL		DBL-DBL	TPL-DBL	
2023-24	66	28	8	--	4	1	10		4	--	
Career	260	119	32	--	7	1	24		7	--	

RECENT GAMES

OPPONENT	W/L	MIN	FG-A	3P-A	FT-A	OR	DR	TR	A	PF	ST	TO	BS	PTS
4/14 at BOS	L													
DND - Injury														
4/12 vs. CHI	L													
DNP - Injury														
4/9 at MIN	L	32:47	9-22	5-13	1-1	1	2	3	6	2	1	2	0	24
4/7 at TOR	L	39:59	10-23	4-10	5-5	1	3	4	12	2	2	3	0	29
4/5 vs. POR	L	35:29	8-20	3-10	1-2	1	4	5	9	1	0	2	0	20

2023-24 SEASON HIGHLIGHTS:

- Appeared in 78 games (66 starts) on the season.
- Missed one game (11/25) with Left Ankle Soreness and two games (1/31, 4/12) with a Non-COVID illness.
- Collected a career-best four double-doubles on the campaign.
- Scored 10+ points 66 times, 20+ points 28 times and 30+ points eight times this season.
- Dished out double figure assists in a career-best four games and 5+ assists in 34 contests this season.
- Recorded at least one steal in a career-best 48 games this season, averaging a career-best 1.1 steals per game.

	2023-24 HIGHS	CAREER HIGHS
PTS	38 vs. BKN 3/27/24	43 at TOR 12/18/22
FGM	15 vs. BKN 3/27/24	15 vs. BKN 3/27/24
FGA	26 2 times (@ LAL, 2/29/24)	31 vs. ATL 1/2/23
3FGM	8 at SAC 12/18/23	8 3 times (@ SAC, 12/18/23)
3FGA	14 vs. MIA 2/2/24	16 vs. CHA 11/3/21
FTM	8 3 times (@ NYK, 1/18/24)	13 at NYK 12/14/21
FTA	9 5 times (@ DEN, 2/22/24)	13 2 times (@ UTA, 12/7/22)
OREB	3 at CLE 1/3/24	3 2 times (@ CLE, 1/3/24)
DREB	7 vs. BKN 3/27/24	9 at NYK 12/14/21
TREB	7 vs. BKN 3/27/24	9 2 times (vs. PHX, 3/30/22)
ASTS	13 vs. MIL 4/2/24	13 vs. MIL 4/2/24
STLS	4 at MIA 11/3/23	4 3 times (@ MIA, 11/3/23)
BLKS	3 vs. CHA 3/8/24	3 vs. CHA 3/8/24
MINs	45 vs. BKN 3/27/24	45 vs. ATL 1/2/23

- Totaled 29 points, 12 assists, four rebounds and two steals for his fourth double-double of the season on 4/7 at TOR.
- Compiled 16 points, dished out a career-high 13 assists, grabbed four rebounds and collected two steals for his third double-double of the season on 4/2 vs. MIL.
- Scored a season-high and team-best 38 points (5-12 3PT), also collecting eight assists and adding seven rebounds on 3/27 vs. BKN.
- Netted 18 points, also tying a then career-high with 12 assists and adding four rebounds and three steals for his second double-double of the season on 3/23 vs. TOR.
- Scored a team-high 31 points (12-19 FG, 3-6 3PT), also adding four assists and two rebounds, on 3/17 vs. BOS.
- Totaled 26 points and added five assists and four rebounds on 3/6 vs. ORL.
- Tallied a team-high 32 points (11-18 FG, 6-10 3PT) in 29 minutes from off the bench on 3/4 at UTA.
- Poured in 34 points (13-26 FG, 5-12 3PT), adding seven assists, three rebounds, one steal and one block on 2/29 at LAL.
- Tallied a then season-high 31 points (6-13 3PT), five rebounds, five assists and one steal on 2/25 vs. CLE.
- Netted 19 points (5-10 3PT), six assists, five rebounds and three steals, also eclipsing 5,000 career points, on 2/14 at NOP.
- Amassed 16 points, a then season-high 10 assists, four rebounds, two steals and one block for his first double-double of the season and his fourth of his career on 2/2 vs. MIA.
- Totaled a team-high 28 points, seven assists, four rebounds and three steals on 1/10 at IND.
- Tallied a team-high 24 points on 8-of-17 shooting (4-8 3PT), also dishing out five assists, on 1/8 vs. OKC.
- Poured in 30 points, also recording three assists, three steals and two rebounds on 12/26 vs. ORL.
- Netted a team-high 25 points on 7-of-21 shooting (8-9 FT), also recording three rebounds, three assists and two steals in his return to Golden state on 12/22.
- Tallied a team-high 28 points (10-18 FG, 8-13 3PT) on 12/18 at SAC ... His eight three-pointers tied a career-high.
- Tied a season high with 30 points, adding eight assists, four rebounds and one steal on 12/15 vs. IND.
- Netted a team-high 26 points, adding seven assists and five rebounds on 11/24 at MIL.
- Notched 30 points (11-26 FG, 3-9 3PT) on 11/20 vs. MIL.
- Tallied a game-high 27 points (8-23 FG, 4-12 3PT), adding four rebounds, two assists one steal and one block during the home opener on 10/28 vs. MEM.
- Made his Wizards debut on 10/25 at IND, tallying 18 points, five assists, two rebounds, one block and one steal.



#20 Landry Shamet

Guard • 6-4 • 190lbs • 27 • Wichita State/USA

5 Years Pro

SEASON	GP	GS	PPG	RPG	APG	SPG	BPG	MPG	FG%	3FG%	FT%
2023-24	46	5	7.1	1.3	1.2	0.54	0.22	15.8	.431	.338	.826
	POINTS			REB	AST	BLK	STL				
	10+	20+	30+	10+	10+	3+	3+	DBL-DBL		TPL-DBL	
2023-24	13	--	--	--	--	--	3	--		--	
Career	140	14	3	--	--	--	10	--		--	

RECENT GAMES

OPPONENT	W/L	MIN	FG-A	3P-A	FT-A	OR	DR	TR	A	PF	ST	TO	BS	PTS
4/14 at BOS	L								Inactive - Injury					
4/12 vs. CHI	L								Inactive - Injury					
4/9 at MIN	L								Inactive - Injury					
4/7 at TOR	L								Inactive - Injury					
4/5 vs. POR	L								Inactive - Injury					

2023-24 SEASON HIGHLIGHTS:

- Played in 46 games (five starts) on the campaign.
- Missed three games (10/25-10/30) with a left toe fracture, two games (11/6, 1/13) to DNP-CD, eight games (12/6-12/21) with a right rib strain, two games (1/5-1/6) to left hamstring soreness, one game (1/10) due to personal reasons, one game (1/31) with a Non-COVID illness, one game (3/8) with left calf soreness and 18 games (3/12-4/14) with a left calf strain.
- Scored 10+ points in 13 contests.
- Connected on multiple three-pointers in 17 games this season.
- Scored a season-high 16 points (6-13 FG, 3-9 3PT) on 2/27 vs. GSW.
- Netted 15 points (3-8 3PT) while adding five rebounds, three assists and three steals on 2/25 vs. CLE.
- Added 14 points, three assists, one rebound and one steal in 16 minutes from off the bench on 1/21 vs. DEN.
- Tallied 15 points, adding two assists and one rebound in 18 minutes from off the bench on 1/8 vs. OKC.
- Amassed 12 points, adding four assists, two rebounds, two steals and one block in 22 minutes from off the bench on 11/27 at DET.
- Netted 15 points, adding two rebounds and one steal to his stat line in 24 minutes from off the bench on 11/14 at MIL.
- Scored 15 points on 6-of-9 shooting (3-6 3PT), adding two assists, one rebound, one steal and one block in 17 minutes from off the bench on 11/8 at CHA.
- Made his Wizards debut on 11/1 at ATL, tallying 8 points on 3-of-5 shooting (2-4 3PT) and adding two assists, one rebound and one steal.

	2023-24 HIGHS	CAREER HIGHS
PTS	16 vs. GSW 2/27/24	31 2 times (@ DEN, 12/25/22)
FGM	6 5 times (vs. GSW, 2/27/24)	11 vs. SAC 4/10/22
FGA	15 vs. CLE 2/25/24	21 vs. WAS 12/20/22
3FGM	3 6 times (vs. GSW, 2/27/24)	9 vs. WAS 12/20/22
3FGA	9 vs. GSW 2/27/24	17 at DEN 12/25/22
FTM	8 vs. OKC 1/8/24	8 2 times (vs. OKC, 1/8/24)
FTA	9 vs. OKC 1/8/24	9 2 times (vs. OKC, 1/8/24)
OREB	3 at DET 1/27/24	3 at DET 1/27/24
DREB	4 2 times (vs. CLE, 2/25/24)	9 vs. ORL 2/25/21
TREB	5 3 times (vs. CLE, 2/25/24)	9 vs. ORL 2/25/21
ASTS	4 at DET 11/27/23	8 at NOP 4/20/21
STLS	3 3 times (vs. CLE, 2/25/24)	4 at CHA 1/2/22
BLKS	2 2 times (vs. OKC, 1/8/24)	2 4 times (vs. OKC, 1/8/24)
MINS	37 vs. CLE 2/25/24	48 at BOS 2/13/20



#00 Tristan Vukcevic

Forward/Center • 7-0 • 225lbs • 21 • Partizan Belgrade/Serbia

Rookie

SEASON	GP	GS	PPG	RPG	APG	SPG	BPG	MPG	FG%	3FG%	FT%
2023-24	10	4	8.5	3.6	1.3	0.50	0.70	15.3	.433	.278	.773
	POINTS			REB	AST	BLK	STL				
	10+	20+	30+	10+	10+	3+	3+	DBL-DBL	TPL-DBL		
2023-24	5	--	--	--	--	1	--	--	--		
Career	5	--	--	--	--	1	--	--	--		

RECENT GAMES

OPPONENT	W/L	MIN	FG-A	3P-A	FT-A	OR	DR	TR	A	PF	ST	TO	BS	PTS
4/14 at BOS	L								DND - Injury					
4/12 vs. CHI	L	22:15	5-11	2-7	7-9	0	1	1	1	4	1	3	1	19
4/9 at MIN	L								DND - Injury					
4/7 at TOR	L	23:24	4-10	1-5	2-2	3	6	9	4	4	0	2	3	11
4/5 vs. POR	L	24:12	7-16	0-5	3-6	1	6	7	2	5	2	1	1	17

2023-24 SEASON HIGHLIGHTS:

- Appeared in nine games (three starts) this season.
- Signed by Washington to a multi-year contract on March 14.
- Missed two games (3/14-3/16) due to not with team, three games (3/17-3/21) with Inactive-CD and one game (4/9) with left knee soreness.
- Scored in double figures five times on the campaign.
- Knocked down at least one three-pointer in six games on the season.
- Totaled a career-high 19 points, adding one rebound, one assist, one block, and one steal on 4/12 vs. CHI.
- Tallied 11 points and set career-highs with nine rebounds, four assists and three blocks on 4/7 at TOR.
- Scored 17 points, adding seven rebounds, two assists, two steals and one block on 4/5 vs. POR.
- Made his first-career start, netting 15 points and adding three rebounds, one assist and one block on 4/3 vs. LAL.
- Amassed 14 points, seven rebounds and three assists in 31 minutes of action on 4/2 vs. MIL.
- Made his Wizards and NBA debut on 3/23 vs. TOR, grabbing one rebound in 3 minutes of action.

	2023-24 HIGHS	CAREER HIGHS
PTS	19 vs. CHI 4/12/24	19 vs. CHI 4/12/24
FGM	7 vs. POR 4/5/24	7 vs. POR 4/5/24
FGA	16 vs. POR 4/5/24	16 vs. POR 4/5/24
3FGM	3 vs. LAL 4/3/24	3 vs. LAL 4/3/24
3FGA	7 vs. CHI 4/12/24	7 vs. CHI 4/12/24
FTM	7 vs. CHI 4/12/24	7 vs. CHI 4/12/24
FTA	9 vs. CHI 4/12/24	9 vs. CHI 4/12/24
OREB	3 at TOR 4/7/24	3 at TOR 4/7/24
DREB	6 3 times (@ TOR, 4/7/24)	6 3 times (@ TOR, 4/7/24)
TREB	9 at TOR 4/7/24	9 at TOR 4/7/24
ASTS	4 at TOR 4/7/24	4 at TOR 4/7/24
STLS	2 vs. POR 4/5/24	2 vs. POR 4/5/24
BLKS	3 at TOR 4/7/24	3 at TOR 4/7/24
MINS	31 vs. MIL 4/2/24	31 vs. MIL 4/2/24

WIZARDS/OPPONENTS SINGLE GAME HIGHS



WASHINGTON WIZARDS			OPPONENTS		
Points	43	Deni Avdija at NOP 02/14/2024	51	Anthony Edwards at MIN 04/09/2024	
Points in a Quarter	20	Deni Avdija (3rd) at NOP 02/14/2024	29	Joel Embiid (3rd) at PHI 11/06/2023	
Points in a Half	29	Deni Avdija (2nd) at NOP 02/14/2024	30	Anthony Edwards (2nd) at MIN 04/09/2024	
Field Goals	15	Jordan Poole vs. BKN 03/27/2024	20	Giannis Antetokounmpo vs. MIL 11/20/2023	
	15	Kyle Kuzma vs. ATL 12/31/2023			
Field Goal Attempts	31	Kyle Kuzma vs. ATL 12/31/2023	33	Cade Cunningham vs. DET 03/29/2024	
Field Goal Percentage	1.000	Daniel Gafford (7-7) vs. PHX 02/04/2024	1.000	Nikola Jokic (10-10) at DEN 02/22/2024	
3-PT Field Goal	8	Jordan Poole at SAC 12/18/2023	10	Sam Hauser vs. BOS 03/17/2024	
3-PT FG Attempts	18	Kyle Kuzma vs. ATL 12/31/2023	16	Stephen Curry vs. GSW 02/27/2024	
			16	LaMelo Ball at CHA 11/22/2023	
3-PT FG Percentage	1.000	Jared Butler (3-3) vs. MIL 04/02/2024	1.000	Caleb Martin (3-3) at MIA 03/10/2024	
	1.000	Tyus Jones (3-3) at BOS 02/09/2024	1.000	Kevin Durant (3-3) vs. PHX 02/04/2024	
	1.000	Patrick Baldwin Jr. (3-3) vs. DET 01/15/2024	1.000	Caleb Houston (3-3) at ORL 11/29/2023	
	1.000	Landry Shamet (3-3) at ORL 12/01/2023	1.000	Bogdan Bogdanovic (3-3) vs. ATL 11/25/2023	
	1.000	Corey Kispert (3-3) vs. CHA 11/10/2023			
Free Throws	12	Kyle Kuzma at MIA 03/10/2024	15	Anthony Davis vs. LAL 04/03/2024	
Free Throw Attempts	16	Kyle Kuzma at MIA 03/10/2024	19	Trae Young vs. ATL 12/31/2023	
Free Throw Percentage	1.000	Deni Avdija (8-8) vs. POR 04/05/2024	1.000	Anthony Davis (15-15) vs. LAL 04/03/2024	
	1.000	Jordan Poole (8-8) at NYK 01/18/2024			
	1.000	Kyle Kuzma (8-8) at SAC 12/18/2023			
	1.000	Delon Wright (8-8) at CHA 11/08/2023			
Offensive Rebounds	10	Marvin Bagley III at OKC 02/23/2024	15	Mark Williams vs. CHA 11/10/2023	
Defensive Rebounds	14	Kyle Kuzma vs. MIN 01/24/2024	17	Nikola Jokic at DEN 02/22/2024	
			17	Jalen Duren vs. DET 01/15/2024	
			17	Isaiah Hartenstein vs. NYK 01/06/2024	
Total Rebounds	17	Daniel Gafford at PHX 12/17/2023	24	Mark Williams vs. CHA 11/10/2023	
Assists	17	Tyus Jones vs. GSW 02/27/2024	15	Nikola Jokic at DEN 02/22/2024	
			15	Luka Dončić at DAL 02/12/2024	
Steals	6	Tyus Jones at PHX 12/17/2023	6	De'Aaron Fox vs. SAC 03/21/2024	
Blocks	6	Daniel Gafford at IND 01/10/2024	7	Jock Landale vs. HOU 03/19/2024	
	6	Daniel Gafford at POR 12/21/2023			
Minutes	44:30	Jordan Poole vs. BKN 03/27/2024	47:23	Mikal Bridges vs. BKN 03/27/2024	
Points in Paint	20	Deni Avdija vs. MIL 04/02/2024	36	Giannis Antetokounmpo vs. MIL 11/20/2023	
	20	Kyle Kuzma vs. CHA 03/08/2024			
	20	Kyle Kuzma vs. UTA 01/25/2024			
	20	Marvin Bagley III at NYK 01/18/2024			
	20	Daniel Gafford at PHX 12/17/2023			
Second Chance Points	13	Marvin Bagley III at OKC 02/23/2024	13	Deandre Ayton at POR 12/21/2023	
Fast Break Points	12	Tyus Jones vs. PHI 02/10/2024	11	Ayo Dosunmu at CHI 03/16/2024	
			11	Bruce Brown at IND 10/25/2023	

WIZARDS HIGHS	WIZARDS LOWS	CATEGORY	OPPONENTS HIGHS	OPPONENTS LOWS
137 vs. IND 12/15/2023	87 vs. DET 03/29/2024	Points	147 at OKC 02/23/2024	96 vs. DET 03/29/2024
44 at MIN 04/09/2024	15 at BKN 11/12/2023	Points/1st Qtr.	45 vs. BOS 03/17/2024	16 vs. CHA 03/08/2024
41 at CHA 11/08/2023	14 at CLE 01/05/2024	Points/2nd Qtr.	47 vs. NOP 12/13/2023	16 at CLE 01/05/2024
75 at UTA 03/04/2024	40 (2) at CLE 01/05/2024	Points/1st Half	81 vs. BOS 03/17/2024	45 (2) vs. CHA 03/08/2024
41 at ATL 01/13/2024	15 vs. MIA 02/02/2024	Points/3rd Qtr.	46 at SAC 12/18/2023	21 vs. DET 03/29/2024
44 vs. CHA 03/08/2024	12 vs. DET 03/29/2024	Points/4th Qtr.	40 at NYK 01/18/2024	16 vs. DET 03/29/2024
75 at SAC 12/18/2023	40 at UTA 03/04/2024	Points/2nd Half	77 (2) at SAC 12/18/2023	37 vs. DET 03/29/2024
55 vs. MIL 11/20/2023	33 at BKN 11/12/2023	Field Goals	56 (2) at DEN 02/22/2024	32 at ATL 01/13/2024
106 at DAL 02/12/2024	77 vs. MIN 01/24/2024	Field Goal Attempts	110 vs. CHA 11/10/2023	77 at CLE 01/05/2024
.568 at MIA 11/03/2023	.375 at BKN 11/12/2023	Field Goal Percentage	.614 vs. PHX 02/04/2024	.344 at ATL 01/13/2024
21 at NOP 02/14/2024	5 vs. POR 04/05/2024	3-PT Field Goal	24 vs. BOS 03/17/2024	4 at TOR 11/13/2023
53 vs. ATL 12/31/2023	24 (2) vs. MIN 01/24/2024	3-PT FG Attempts	53 vs. BOS 10/30/2023	20 at TOR 11/13/2023
.481 vs. IND 12/15/2023	.152 vs. POR 04/05/2024	3-PT FG Percentage	.630 at ORL 11/29/2023	.200 at TOR 11/13/2023
27 at ORL 11/29/2023	3 vs. BKN 12/29/2023	Free Throws	32 at PHI 11/06/2023	5 vs. BOS 10/30/2023
35 at ORL 11/29/2023	7 vs. BKN 12/29/2023	Free Throw Attempts	37 vs. ATL 12/31/2023	7 vs. BOS 10/30/2023
1.000 (3) at BOS 04/14/2024	.429 vs. BKN 12/29/2023	Free Throw Percentage	1.000 vs. MEM 10/28/2023	.586 vs. DAL 11/15/2023
17 vs. HOU 03/19/2024	2 vs. PHI 12/06/2023	Offensive Rebounds	28 vs. CHA 11/10/2023	6 (3) vs. MIA 03/31/2024
44 vs. CHA 03/08/2024	21 vs. MIL 11/20/2023	Defensive Rebounds	48 at OKC 02/23/2024	26 at SAS 01/29/2024
55 vs. TOR 03/23/2024	26 vs. MIL 11/20/2023	Total Rebounds	67 vs. CHA 11/10/2023	36 at SAS 01/29/2024
39 vs. PHI 12/06/2023	19 (3) vs. LAC 01/31/2024	Assists	43 vs. TOR 12/27/2023	17 at CHA 11/08/2023
14 (4) at DEN 02/22/2024	2 (2) vs. DET 03/29/2024	Steals	14 (2) at NOP 02/14/2024	2 at DET 01/27/2024
26 (2) vs. HOU 03/19/2024	10 vs. GSW 02/27/2024	Team Fouls	25 at TOR 04/07/2024	8 vs. LAL 04/03/2024
29 at ORL 12/01/2023	11 at IND 10/25/2023	Personal Fouls	27 (2) at POR 12/21/2023	10 vs. LAL 04/03/2024
22 (2) at PHI 12/11/2023	4 vs. MIL 11/20/2023	Turnovers	23 at CLE 01/05/2024	7 (4) vs. HOU 03/19/2024
11 (2) at TOR 04/07/2024	1 (4) vs. MIA 03/31/2024	Blocks	15 at BOS 04/14/2024	1 (4) at HOU 03/14/2024
84 vs. MIL 11/20/2023	38 vs. NOP 12/13/2023	Points in Paint	88 at DEN 02/22/2024	34 vs. SAC 03/21/2024
24 vs. HOU 03/19/2024	2 (3) vs. LAL 04/03/2024	Second Chance Points	35 at CLE 01/03/2024	5 (2) at ORL 11/29/2023
36 at BOS 02/09/2024	4 vs. DET 03/29/2024	Fast Break Points	32 at IND 10/25/2023	2 vs. MIL 11/20/2023
30 at ATL 01/13/2024	0 (10) vs. BOS 03/17/2024	Biggest Lead	48 at PHI 12/11/2023	0 at POR 12/21/2023
72 at CHA 11/08/2023	12 vs. DET 03/29/2024	Bench Points	69 at PHI 12/11/2023	7 at NYK 01/18/2024
35 at CHA 11/08/2023	4 vs. MIN 01/24/2024	Points Off Turnovers	32 vs. MIN 01/24/2024	0 vs. MIL 11/20/2023



BY WIZARDS	AN INDIVIDUAL...	BY OPPONENT
32 PTS, Deni Avdija: (WAS L, 122-130) @ Toronto, 04/07/24	Scored 30+ points	38 PTS, Payton Pritchard: (WAS L, 122-132) @ Boston, 04/14/24
43 PTS, Deni Avdija: (WAS L, 126-133) @ New Orleans, 02/14/24	Scored 40+ points	51 PTS, Anthony Edwards: (WAS L, 121-130) @ Minnesota, 04/09/24
50 PTS, Bradley Beal: (WAS W, 133-132 (OT)) @ Indiana, 05/08/21	Scored 50+ points	51 PTS, Anthony Edwards: (WAS L, 121-130) @ Minnesota, 04/09/24
15 REB, Richaun Holmes: (WAS W, 107-105) @ Chicago, 03/25/24	Had 15+ Rebounds	20 REB/15 REB, Adama Sanogo/Torrey Craig: (WAS L, 127-129) vs. Chicago, 04/12/24
20 REB, Deni Avdija: (WAS W, 100-97) vs. Chicago, 01/11/23	Had 20+ Rebounds	20 REB, Adama Sanogo: (WAS L, 127-129) vs. Chicago, 04/12/24
25 REB, Wes Unseld @ San Antonio, 03/18/80	Had 25+ Rebounds	25 REB, Shaquille O'Neal vs. Orlando, 04/20/93
16 AST, Tyus Jones: (WAS W, 110-108) @ Miami, 03/10/24	Had 15+ assists	15 AST, Nikola Jokic: (WAS L, 110-130) @ Denver, 02/22/24
21 AST, Russell Westbrook: (WAS L, 124-125) @ Atlanta, 05/10/21	Had 20+ assists	20 AST, Luka Dončić: (WAS L, 124-125) @ Dallas, 05/01/21
5 BLK, Daniel Gafford: (WAS L, 109-125) vs. LA Clippers, 01/31/24	Had 5+ Blocks	6 BLK, Neemias Queta: (WAS L, 122-132) @ Boston, 04/14/24
12 BLK, JaVale McGee: (WAS L, 79-98) @ Chicago, 03/15/11	Had 10+ Blocks	11 BLK, Shawn Bradley vs. New Jersey, 03/14/96
5 STL, Delon Wright: (WAS L, 90-114) @ Cleveland, 01/05/24	Had 5+ Steals	5 STL, DeMar DeRozan: (WAS W, 107-105) @ Chicago, 03/25/24
11 FGM, Eugene Omoruyi: (WAS L, 122-132) @ Boston, 04/14/24	Made 10+ Field Goals	15 FGM/10 FGM, Payton Pritchard/Svi Mykhailiuk: (WAS L, 122-132) @ Boston, 04/14/24
15 FGM, Jordan Poole: (WAS L, 119-122 (OT)) vs. Brooklyn, 03/27/24	Made 15+ Field Goals	15 FGM, Payton Pritchard: (WAS L, 122-132) @ Boston, 04/14/24
20 FGM, Bradley Beal: (WAS L, 143-146 (OT)) vs. San Antonio, 04/26/21	Made 20+ Field Goals	20 FGM, Giannis Antetokounmpo: (WAS L, 129-142) vs. Milwaukee, 11/20/23
7 3FGM, Kyle Kuzma: (WAS L, 126-130) vs. Atlanta, 12/31/23	Made 7+ 3-Pointers	7 3FGM, Jalen Green: (WAS L, 114-137) vs. Houston, 03/19/24
11 3FGM, Corey Kispert: (WAS L, 127-129) vs. Chicago, 04/12/24	10+ 3-Pointer Attempts	11 3FGM, Sam Hauser: (WAS L, 122-132) @ Boston, 04/14/24
18 FTM, Bradley Beal: (WAS L, 117-126) @ Chicago, 02/23/20	Made 15+ Free Throws	15 FTM, Anthony Davis: (WAS L, 120-125) vs. LA Lakers, 04/03/24
21 FTM, Gilbert Arenas at LA Lakers, 12/17/06	Made 20+ Free Throws	22 FTM, Charles Barkley vs. Phoenix, 12/20/95
5 FB, Kyle Kuzma: (WAS W, 118-113) @ San Antonio, 01/29/24	Made 5+ Fast Breaks	5 FB, Ayo Dosunmu: (WAS L, 98-127) @ Chicago, 03/16/24
* Never Has Happened *	10+ Fast Break Attempts	* Never Has Happened *
5 TO/5 TO/5 TO, Kyle Kuzma/Jordan Poole/Deni Avdija: (WAS L, 87-96) vs. Detroit, 03/29/24	5+ Turnovers	6 TO, RJ Barrett: (WAS L, 122-130) @ Toronto, 04/07/24
10 FD, Kyle Kuzma: (WAS W, 110-108) @ Miami, 03/10/24	10+ Fouls Drawn	10 FD, Giannis Antetokounmpo: (WAS W, 117-113) vs. Milwaukee, 04/02/24
300.0 OR, Jarrod Uthoff: (WAS L, 113-126) vs. Milwaukee, 08/11/20	200+ Offensive Rating	206.0 OR/203.8 OR, Tacko Fall/Robert Williams: (WAS W, 96-90) @ Boston, 08/13/20
* Never Has Happened *	200+ Defensive Rating	* Never Has Happened *
11 FGM/10 FGM, Deni Avdija/Jordan Poole: (WAS L, 122-130) @ Toronto, 04/07/24	Two Players with 10+ Field Goals Made	15 FGM/10 FGM, Payton Pritchard/Svi Mykhailiuk: (WAS L, 122-132) @ Boston, 04/14/24
5 3FGM/5 3FGM, Corey Kispert/Jordan Poole: (WAS L, 121-130) @ Minnesota, 04/09/24	Two Players with 5+ 3-Pointers Made	6 3FGM/5 3FGM, Anthony Edwards/Mike Conley: (WAS L, 121-130) @ Minnesota, 04/09/24
13 PTS, 10 REB, 11 AST, Tyus Jones: (WAS W, 137-123) vs. Indiana, 12/15/23	Had a triple-double	35 PTS, 15 REB, 10 AST, Giannis Antetokounmpo: (WAS W, 117-113) vs. Milwaukee, 04/02/24
27 PTS, 22 REB, Kyle Kuzma: (WAS W, 102-100) @ Orlando, 01/09/22	Had a 20/20 game	22 PTS, 20 REB, Adama Sanogo: (WAS L, 127-129) vs. Chicago, 04/12/24
2nd period, Kyle Kuzma: (WAS L, 120-125) vs. LA Lakers, 04/03/24	Had a four-point play	2nd period, Onuralp Bitim: (WAS L, 127-129) vs. Chicago, 04/12/24
A TEAM...		
122 PTS, (WAS L, 122-132) @ Boston, 04/14/24	Scored 120+ points	132 PTS, (WAS L, 122-132) @ Boston, 04/14/24
131 PTS, (WAS L, 131-134 (OT)) @ LA Lakers, 02/29/24	Scored 130+ points	132 PTS, (WAS L, 122-132) @ Boston, 04/14/24
142 PTS, (WAS W, 142-127) vs. Minnesota, 11/28/22	Scored 140+ points	140 PTS, (WAS L, 115-140) @ LA Clippers, 03/01/24



153 PTS, (WAS L, 153-157 (2OT)) vs. San Antonio, 02/25/22	Scored 150+ points	157 PTS, (WAS L, 153-157 (2OT)) vs. San Antonio, 02/25/22
.600 (51-85), (WAS W, 136-124) vs. San Antonio, 03/24/23	Shot .600+ from the field	.614 (54-88), (WAS L, 112-140) vs. Phoenix, 02/04/24
28 PTS, (WAS W, 127-99) @ Atlanta, 01/13/24	Won by 20+ points	23 PTS, (WAS L, 114-137) vs. Houston, 03/19/24
32 PTS, (WAS W, 135-103) vs. Dallas, 04/01/22	Won by 30+ points	41 PTS, (WAS L, 106-147) @ Oklahoma City, 02/23/24
43 PTS, (WAS W, 124-81) vs. Detroit, 03/14/16	Won by 40+ points	41 PTS, (WAS L, 106-147) @ Oklahoma City, 02/23/24
* Never Has Happened *	Won by 50+ points	* Never Has Happened *
60 REB, (WAS W, 107-105) @ Chicago, 03/25/24	Had 60+ rebounds	64 REB, (WAS L, 127-129) vs. Chicago, 04/12/24
35 AST, (WAS W, 110-108) @ Miami, 03/10/24	Had 35+ assists	39 AST, (WAS L, 112-123) vs. Golden State, 02/27/24
40 AST, (WAS L, 128-141) @ Denver, 12/14/22	Had 40+ assists	41 AST, (WAS L, 110-130) @ Denver, 02/22/24
52 FGM, (WAS L, 131-134 (OT)) @ LA Lakers, 02/29/24	Made 50+ field goals	51 FGM, (WAS L, 122-132) @ Boston, 04/14/24
20 3FGM, (WAS L, 121-130) @ Minnesota, 04/09/24	Made 20+ 3-pointers	24 3FGM, (WAS L, 104-130) vs. Boston, 03/17/24
36 FTM, (WAS W, 131-129 (OT)) @ Toronto, 05/06/21	Made 35+ free throws	35 FTM, (WAS L, 116-134) @ Atlanta, 04/05/23
1st OT, (WAS W, 119-116 (OT)) @ Detroit, 12/08/21	Overtime Win	1st OT, (WAS L, 119-122 (OT)) vs. Brooklyn, 03/27/24
2nd OT, (WAS W, 115-112 (2OT)) vs. Boston, 10/30/21	Double-Overtime Win	2nd OT, (WAS L, 153-157 (2OT)) vs. San Antonio, 02/25/22
3rd OT, (WAS W, 149-146 (3OT)) vs. Phoenix, 12/22/18	Triple-Overtime Win	* Never Has Happened *
* Never Has Happened *	Quadruple-Overtime Win	* Never Has Happened *
THE WIZARDS (SINGLE-SEASON)...		
1/18/2023 — 1/30/2023 (6)	Won 5 straight	--
* Never Has Happened *	Won 10 straight	--
4/28/2021 — 5/20/2021 (5)	Won 5 straight at home	--
4/16/2017 — 10/20/2017 (11)	Won 10 straight at home	--
12/8/2016 — 2/4/2017 (17)	Won 15 straight at home	--
1/18/2023 — 1/30/2023 (5)	Won 5 straight on road	--
* Never Has Happened *	Won 10 straight on road	--
* Never Has Happened *	Won 15 straight on road	--
4/3/2024 — 4/14/2024 (6)	Lost 5 straight	--
1/31/2024 — 3/6/2024 (16)	Lost 10 straight	--
12/31/2023 — 3/6/2024 (16)	Lost 5 straight at home	--
2/9/2024 — 3/4/2024 (8)	Lost 5 straight on road	--

2023-24 SEASON MISCELLANEOUS STATS



WIZARDS RECORD WHEN...	OVERALL	HOME	ROAD
Outrebounding opponent	8-10	5-7	3-3
Outrebounded by opponent	7-54	2-26	5-28
Tied in Rebounding	0-3	0-1	0-2
Shooting better than opponent	13-11	7-6	6-5
Shooting worse than opponent	2-56	0-28	2-28
Shooting same than opponent	0-0	0-0	0-0
More FTM than opponent	8-17	4-8	4-9
Less FTM than opponent	6-46	2-23	4-23
Same FTM than opponent	1-4	1-3	0-1
More 3FGM than opponent	8-32	2-17	6-15
Less 3FGM than opponent	7-30	5-15	2-15
Same 3FGM than opponent	0-5	0-2	0-3
More assists than opponent	11-22	4-14	7-8
Less assists than opponent	3-42	3-18	0-24
Same assists than opponent	1-3	0-2	1-1
More turnovers than opponent	7-32	4-19	3-13
Less turnovers than opponent	8-28	3-12	5-16
Same turnovers than opponent	0-7	0-3	0-4
Bench outscores opponent bench	7-37	2-21	5-16
Opponent bench outscores WAS	7-27	4-12	3-15
Bench scoring equal	1-3	1-1	0-2
Scoring less than 80 points	0-0	0-0	0-0
Scoring between 80-89 points	0-1	0-1	0-0
Scoring between 90-99 points	0-6	0-1	0-5
Scoring between 100-109	2-23	1-15	1-8
Scoring 110 or more points	13-37	6-17	7-20
Opponent scores less than 80	0-0	0-0	0-0
Opponent scores between 80-89	0-0	0-0	0-0
Opponent scores between 90-99	1-1	0-1	1-0
Opponent scores between 100-109	9-3	5-1	4-2
Opponent scores 110 or more	5-63	2-32	3-31

NUMBER OF TIMES RECORDING	POINTS			REB		AST	BLK	STL	DD		TD
	10+	20+	30+	10+	10+	3+	3+	3+			
Deni Avdija	54	16	2	18	--	1	4	18	--	--	--
Marvin Bagley III	19	4	--	9	--	1	--	9	--	--	--
Patrick Baldwin Jr.	6	--	--	2	--	1	--	2	--	--	--
Jules Bernard	3	--	--	--	--	--	--	--	--	--	--
Jared Butler	7	1	--	--	2	--	1	1	--	--	--
John Butler Jr.	--	--	--	--	--	--	--	--	--	--	--
Justin Champagnie	4	--	--	--	--	1	--	--	--	--	--
Bilal Coulibaly	27	2	--	1	--	3	7	1	--	--	--
Johnny Davis	3	--	--	--	--	--	1	--	--	--	--
Hamidou Diallo	--	--	--	--	--	--	--	--	--	--	--
Daniel Gafford	30	1	--	11	--	14	3	9	--	--	--
Danilo Gallinari	5	--	--	--	--	--	--	--	--	--	--
Anthony Gill	7	--	--	--	--	1	--	--	--	--	--
R.J. Hampton	--	--	--	--	--	--	--	--	--	--	--
Richaun Holmes	7	--	--	4	--	--	--	3	--	--	--
Trey Jemison	--	--	--	--	--	--	--	--	--	--	--
Tyus Jones	45	8	--	1	12	--	3	9	1	--	--
Corey Kispert	54	17	--	1	--	1	3	1	--	--	--
Kyle Kuzma	68	45	11	11	3	2	2	14	--	--	--
Isaiah Livers	--	--	--	--	--	--	--	--	--	--	--
Mike Muscala	4	--	--	--	--	--	--	--	--	--	--
Eugene Omoruyi	5	1	--	1	--	--	3	1	--	--	--
Jordan Poole	66	28	8	--	4	1	10	4	--	--	--
Ryan Rollins	--	--	--	--	--	--	1	--	--	--	--
Landry Shamet	13	--	--	--	--	--	3	--	--	--	--
Tristan Vukcevic	5	--	--	--	--	1	--	--	--	--	--
Delon Wright	1	--	--	--	--	--	4	--	--	--	--

NUMBER OF TIMES LEADING TEAM IN. . . (INCLUDES TIES)						
	PTS	REB	AST	BLK	STL	MIN
Deni Avdija	9	23	12	9	13	15
Marvin Bagley III	1	10	--	6	3	2
Patrick Baldwin Jr.	--	3	--	7	4	3
Jules Bernard	1	--	--	--	--	--
Jared Butler	1	--	6	4	10	--
John Butler Jr.	--	--	--	--	--	--
Justin Champagnie	1	2	--	5	3	1
Bilal Coulibaly	1	4	1	18	16	14
Johnny Davis	--	--	--	3	4	--
Hamidou Diallo	--	--	--	--	1	--
Daniel Gafford	1	22	--	32	12	2
Danilo Gallinari	--	--	--	1	--	--
Anthony Gill	--	2	--	5	3	--
R.J. Hampton	--	--	--	--	--	--
Richaun Holmes	--	4	--	4	1	--
Trey Jemison	--	--	--	--	--	--
Tyus Jones	3	1	43	4	15	5
Corey Kispert	7	--	3	7	9	6
Kyle Kuzma	38	17	15	15	4	27
Isaiah Livers	--	--	--	--	--	--
Mike Muscala	--	--	--	3	2	--
Eugene Omoruyi	1	1	--	2	6	--
Jordan Poole	22	1	14	6	20	7
Ryan Rollins	--	--	--	2	2	--
Landry Shamet	--	--	--	3	6	--
Tristan Vukcevic	--	--	--	3	2	--
Delon Wright	--	--	5	2	7	--

2023-24 SEASON MISCELLANEOUS STATS



STARTING LINEUPS

LAST USED	GAME	FORWARD	FORWARD	CENTER	GUARD	GUARD	RECORD
11/25	vs. Hawks	Deni Avdija	Kyle Kuzma	Daniel Gafford	Corey Kispert	Tyus Jones	0-1
12/11	at 76ers	Deni Avdija	Kyle Kuzma	Mike Muscala	Jordan Poole	Tyus Jones	0-2
1/31	vs. Clippers	Deni Avdija	Kyle Kuzma	Daniel Gafford	Bilal Coulibaly	Tyus Jones	0-1
2/4	vs. Suns	Bilal Coulibaly	Deni Avdija	Daniel Gafford	Jordan Poole	Tyus Jones	0-1
2/7	vs. Cavaliers	Deni Avdija	Kyle Kuzma	Daniel Gafford	Jordan Poole	Tyus Jones	9-33
2/9	at Celtics	Bilal Coulibaly	Deni Avdija	Kyle Kuzma	Jordan Poole	Tyus Jones	0-2
2/12	at Mavericks	Deni Avdija	Kyle Kuzma	Marvin Bagley III	Jordan Poole	Tyus Jones	0-4
2/14	at Pelicans	Bilal Coulibaly	Deni Avdija	Marvin Bagley III	Jordan Poole	Tyus Jones	0-1
2/25	vs. Cavaliers	Bilal Coulibaly	Kyle Kuzma	Marvin Bagley III	Landry Shamet	Tyus Jones	0-2
2/27	vs. Warriors	Corey Kispert	Kyle Kuzma	Marvin Bagley III	Landry Shamet	Tyus Jones	0-1
3/1	at Clippers	Deni Avdija	Kyle Kuzma	Marvin Bagley III	Landry Shamet	Tyus Jones	0-2
3/4	at Jazz	Deni Avdija	Kyle Kuzma	Marvin Bagley III	Bilal Coulibaly	Tyus Jones	0-2
3/8	vs. Hornets	Deni Avdija	Kyle Kuzma	Richaun Holmes	Bilal Coulibaly	Tyus Jones	1-0
3/14	at Rockets	Bilal Coulibaly	Deni Avdija	Kyle Kuzma	Corey Kispert	Tyus Jones	1-3
3/16	at Bulls	Corey Kispert	Kyle Kuzma	Richaun Holmes	Bilal Coulibaly	Jordan Poole	0-1
3/17	vs. Celtics	Justin Champagnie	Patrick Baldwin Jr.	Richaun Holmes	Corey Kispert	Jordan Poole	0-1
3/19	vs. Rockets	Corey Kispert	Patrick Baldwin Jr.	Richaun Holmes	Johnny Davis	Jordan Poole	0-1
3/25	at Bulls	Johnny Davis	Patrick Baldwin Jr.	Richaun Holmes	Corey Kispert	Jordan Poole	1-0
3/27	vs. Nets	Deni Avdija	Kyle Kuzma	Richaun Holmes	Corey Kispert	Jordan Poole	2-1
3/29	vs. Pistons	Deni Avdija	Kyle Kuzma	Marvin Bagley III	Corey Kispert	Jordan Poole	0-1
3/31	vs. Heat	Deni Avdija	Patrick Baldwin Jr.	Marvin Bagley III	Corey Kispert	Jordan Poole	0-1
4/2	vs. Bucks	Deni Avdija	Anthony Gill	Marvin Bagley III	Corey Kispert	Jordan Poole	1-0
4/3	vs. Lakers	Deni Avdija	Kyle Kuzma	Tristan Vukcevic	Corey Kispert	Jordan Poole	0-1
4/7	at Raptors	Johnny Davis	Deni Avdija	Tristan Vukcevic	Corey Kispert	Jordan Poole	0-2
4/9	at Timberwolves	Patrick Baldwin Jr.	Deni Avdija	Anthony Gill	Corey Kispert	Jordan Poole	0-1
4/12	vs. Bulls	Johnny Davis	Patrick Baldwin Jr.	Tristan Vukcevic	Deni Avdija	Corey Kispert	0-1
4/14	at Celtics	Johnny Davis	Patrick Baldwin Jr.	Anthony Gill	Deni Avdija	Corey Kispert	0-1

2023-24 SEASON MISCELLANEOUS STATS



GAMES MISSED DUE TO INJURIES/SUSPENSIONS

NAME	INJURY/ILLNESS	DATES OUT	GAMES MISSED
Deni Avdija	Left Heel; Contusion	2/23 through 2/27/24	3
	Right Knee; Contusion	3/16 through 3/19/24	3
	Illness, Non-Covid	3/25	1
Marvin Bagley III	Inactive - Trade	1/15	1
	Back; Low Back Contusion	2/2 through 2/9/24	4
	Lower Back Spasm	3/6 through 3/17/24	7
	Back; Lumbosacral Sprain	3/19 through 3/21/24	2
	Right Knee Sprain	4/3 through 4/14/24	6
Patrick Baldwin Jr.	DNP - Coaches Decision	10/28; 11/3; 11/10 through 11/13/23; 11/22 through 11/24/23; 11/29 through 12/6/23; 12/21; 12/26; 12/29; 1/10; 1/21; 1/27 through 1/29/24; 2/2; 2/10 through 2/14/24; 3/8	22
	Inactive - Coaches Decision	11/1; 11/6 through 11/8/23; 11/20	4
	Inactive - G League On Assignment	11/17; 11/25 through 11/27/23; 12/17 through 12/18/23; 1/3 through 1/8/24; 2/7; 2/27 through 3/6/24; 4/2	16
	Inactive - G League Two-Way	12/31	1
	Right Ankle	2/9	1
Jules Bernard	Inactive - G League Two-Way	12/13 through 12/15/23; 12/18 through 12/29/23; 1/3 through 1/8/24; 1/21 through 1/24/24; 1/27; 2/12; 2/22 through 2/25/24; 3/12; 3/27; 4/2; 4/12	23
	DNP - Coaches Decision	12/17; 12/31; 1/10; 1/15 through 1/20/24; 1/29; 2/2; 2/7 through 2/10/24; 2/27; 3/6 through 3/10/24; 3/21 through 3/23/24; 4/5	18
	G League - Two-Way	2/14	1
	Inactive - Coaches Decision	3/4	1
Jared Butler	DNP - Coaches Decision	10/28; 11/1; 11/12 through 11/15/23; 11/22 through 11/24/23; 12/1; 12/17; 12/21; 12/29; 1/8; 1/20; 1/25; 2/29; 3/4	16
	Inactive - Coaches Decision	11/3; 11/8 through 11/10/23; 1/29; 2/2; 2/7 through 2/9/24; 2/22	8
	Inactive - G League Two-Way	11/6; 12/26 through 12/27/23; 12/31; 1/10 through 1/18/24; 1/21 through 1/24/24; 1/27; 1/31; 2/4; 2/10 through 2/12/24; 3/6 through 3/10/24	18
John Butler Jr.	Inactive - Coaches Decision	10/25 through 10/30/23; 11/3; 11/15; 11/20; 11/29 through 12/1/23	8
	Inactive - G League Two-Way	11/1; 11/6 through 11/13/23; 11/17; 11/22; 11/25 through 11/27/23	10
	DNP - Coaches Decision	11/24; 12/6	2
Justin Champagnie	DNP - Coaches Decision	2/25 through 2/29/24	3
	Inactive - Coaches Decision	3/4	1
	Inactive - G League Two-Way	3/6 through 3/12/24; 3/27 through 4/2/24; 4/9	9
Bilal Coulibaly	Left Knee Contusion	11/24	1
	Right Pelvis; Pelvic Contusion	2/27 through 3/1/24	3
	Right Wrist; Contusion	3/17	1
	Right Wrist; Fracture	3/19 through 4/3/24; 4/7 through 4/14/24	13
	Right Wrist	4/5	1
Johnny Davis	Left Elbow	10/25 through 10/28/23	2
	DNP - Coaches Decision	11/10 through 11/13/23; 12/26; 12/29 through 12/31/23; 1/8 through 1/10/24; 1/18; 2/7 through 2/14/24	14
	Left Calf Strain	12/6 through 12/22/23	9
	Illness, Non-Covid	1/13	1
	Inactive - G League On Assignment	1/20 through 1/24/24; 1/27 through 1/29/24	5
	DND - Injury	4/3	1
Hamidou Diallo	DNP - Coaches Decision	1/10; 1/18	2
Daniel Gafford	Left Ankle; Left Ankle Sprain	10/30 through 11/1/23	2
	Right Hip	12/11	1
	Concussion	1/18 through 1/20/24	2
Danilo Gallinari	Rest	11/13; 11/25; 12/18; 12/22	4
	Lower Back Spasm	12/29 through 12/31/23	2
	DNP - Coaches Decision	1/3 through 1/13/24	6
Anthony Gill	Left Hamstring	10/25	1
	DNP - Coaches Decision	10/28; 11/10 through 11/13/23; 11/22 through 11/24/23; 12/1 through 12/6/23; 12/26; 12/29 through 12/31/23; 1/8 through 1/13/24; 1/18 through 1/21/24; 1/27 through 1/29/24; 2/7 through 2/14/24; 2/25 through 2/27/24; 3/1 through 3/6/24; 3/23	30
	Right Knee; Soreness	4/7	1
R.J. Hampton	Inactive - G League On Assignment	3/4	1
	DNP - Coaches Decision	3/6 through 3/12/24	4
Richaun Holmes	Inactive - Trade	2/9	1
	DNP - Coaches Decision	2/10; 2/23	2
	Toe	3/10 through 3/14/24	3
	Left Toe; Big Toe Contusion	3/29 through 4/9/24	7
	Left Toe; Contusion	4/12 through 4/14/24	2
Trey Jemison	DNP - Coaches Decision	1/20 through 1/21/24; 1/27 through 1/29/24	4
Tyus Jones	Lower Back Spasm	3/16 through 3/17/24	2
	Back; Lumbosacral Sprain	3/19 through 3/27/24; 3/31 through 4/3/24; 4/7 through 4/14/24	12
	Lumbosacral Sprain	3/29	1
	Back	4/5	1
Corey Kispert	Left Ankle; Left Ankle Sprain	11/3	1
	Illness, Non-Covid	2/25	1
Kyle Kuzma	Right Quad; Right Quad Contusion	12/27	1
	Left Shoulder	2/4	1
	Illness, Non-Covid	2/14	1
	Left Shoulder; Soreness	3/17 through 3/19/24; 3/25	3
	Right Heel; Contusion	3/31 through 4/2/24	2
	Right Ankle	4/5 through 4/14/24	5
Isaiah Livers	Inactive - Trade	1/15	1
	DNP - Coaches Decision	1/18 through 1/21/24	3
	Right Hip	1/24 through 4/3/24	35
Mike Muscala	DNP - Coaches Decision	10/30; 11/8 through 11/12/23; 11/15 through 11/24/23; 11/27 through 12/1/23; 12/26; 1/13	14
Eugene Omoruyi	DNP - Coaches Decision	10/28; 11/13; 11/22 through 11/24/23; 12/1 through 12/6/23; 12/21 through 12/22/23; 12/29 through 12/31/23; 1/8; 1/21; 1/25 through 1/27/24; 2/2; 2/25; 2/29	17
	Inactive - Coaches Decision	11/10; 11/15; 1/29	3
	Inactive - G League Two-Way	11/12; 12/15; 12/26; 1/10 through 1/20/24; 1/24; 1/31; 2/12	11
	Concussion	12/13	1
	Left Ankle	3/19 through 3/31/24	7
Jordan Poole	Left Ankle	11/25	1
	Illness, Non-Covid	1/31	1
	N/a; Non-Covid Illness	4/12 through 4/14/24	2
Ryan Rollins	DNP - Coaches Decision	10/28; 11/10 through 11/13/23; 12/21; 12/26; 12/31	7
	Inactive - G League On Assignment	11/17; 12/17 through 12/18/23; 1/3 through 1/8/24	7
	Right Knee Strain	11/22 through 12/15/23	11
	Inactive - Coaches Decision	12/29	1
Landry Shamet	Left Toe Fracture	10/25 through 10/30/23	3
	DNP - Coaches Decision	11/6; 1/13	2
	Right Rib Strain	12/6 through 12/21/23	8
	Left Hamstring	1/5 through 1/6/24	2
	Inactive - Personal	1/10	1
	Illness, Non-Covid	1/31	1
	Left Calf; Soreness	3/8	1
	Left Calf; Strain	3/12 through 4/14/24	18
Tristan Vukcevic	Inactive - Not With Team	3/14 through 3/16/24	2
	Inactive - Coaches Decision	3/17 through 3/21/24	3
	Left Knee; Soreness	4/9	1
	Right Ankle; Sprain	4/14	1
Delon Wright	Left Knee Strain	11/12 through 12/22/23	20
	Rest	12/27	1

TOTAL GAMES MISSED

532

WIZARDS 2023-24 STARTING LINEUPS



DATE	OPPONENT	FORWARD	FORWARD	CENTER	GUARD	GUARD	SCORE	W/L
10/25/2023	@ Indiana	#33 Kyle Kuzma	#8 Deni Avdija	#21 Daniel Gafford	#5 Tyus Jones	#13 Jordan Poole	143-120	L
10/28/2023	vs. Memphis	#8 Deni Avdija	#33 Kyle Kuzma	#21 Daniel Gafford	#5 Tyus Jones	#13 Jordan Poole	113-106	W
10/30/2023	vs. Boston	#0 Bilal Coulibaly	#8 Deni Avdija	#33 Kyle Kuzma	#5 Tyus Jones	#13 Jordan Poole	126-107	L
11/01/2023	@ Atlanta	#8 Deni Avdija	#33 Kyle Kuzma	#35 Mike Muscala	#5 Tyus Jones	#13 Jordan Poole	130-121	L
11/03/2023	@ Miami	#8 Deni Avdija	#33 Kyle Kuzma	#21 Daniel Gafford	#5 Tyus Jones	#13 Jordan Poole	121-114	L
11/06/2023	@ Philadelphia	#8 Deni Avdija	#33 Kyle Kuzma	#21 Daniel Gafford	#5 Tyus Jones	#13 Jordan Poole	146-128	L
11/08/2023	@ Charlotte	#8 Deni Avdija	#33 Kyle Kuzma	#21 Daniel Gafford	#5 Tyus Jones	#13 Jordan Poole	132-116	W
11/10/2023	vs. Charlotte	#8 Deni Avdija	#33 Kyle Kuzma	#21 Daniel Gafford	#5 Tyus Jones	#13 Jordan Poole	124-117	L
11/12/2023	@ Brooklyn	#8 Deni Avdija	#33 Kyle Kuzma	#21 Daniel Gafford	#5 Tyus Jones	#13 Jordan Poole	102-94	L
11/13/2023	@ Toronto	#8 Deni Avdija	#33 Kyle Kuzma	#21 Daniel Gafford	#5 Tyus Jones	#13 Jordan Poole	111-107	L
11/15/2023	vs. Dallas	#8 Deni Avdija	#33 Kyle Kuzma	#21 Daniel Gafford	#5 Tyus Jones	#13 Jordan Poole	130-117	L
11/17/2023	vs. New York	#8 Deni Avdija	#33 Kyle Kuzma	#21 Daniel Gafford	#13 Jordan Poole	#5 Tyus Jones	120-99	L
11/20/2023	vs. Milwaukee	#8 Deni Avdija	#33 Kyle Kuzma	#21 Daniel Gafford	#5 Tyus Jones	#13 Jordan Poole	142-129	L
11/22/2023	@ Charlotte	#8 Deni Avdija	#33 Kyle Kuzma	#21 Daniel Gafford	#5 Tyus Jones	#13 Jordan Poole	117-114	L
11/24/2023	@ Milwaukee	#8 Deni Avdija	#33 Kyle Kuzma	#21 Daniel Gafford	#5 Tyus Jones	#13 Jordan Poole	131-128	L
11/25/2023	vs. Atlanta	#8 Deni Avdija	#33 Kyle Kuzma	#21 Daniel Gafford	#5 Tyus Jones	#24 Corey Kispert	136-108	L
11/27/2023	@ Detroit	#8 Deni Avdija	#33 Kyle Kuzma	#21 Daniel Gafford	#5 Tyus Jones	#13 Jordan Poole	126-107	W
11/29/2023	@ Orlando	#8 Deni Avdija	#33 Kyle Kuzma	#21 Daniel Gafford	#5 Tyus Jones	#13 Jordan Poole	139-120	L
12/01/2023	@ Orlando	#8 Deni Avdija	#33 Kyle Kuzma	#21 Daniel Gafford	#5 Tyus Jones	#13 Jordan Poole	130-125	L
12/06/2023	vs. Philadelphia	#8 Deni Avdija	#33 Kyle Kuzma	#21 Daniel Gafford	#5 Tyus Jones	#13 Jordan Poole	131-126	L
12/08/2023	@ Brooklyn	#8 Deni Avdija	#33 Kyle Kuzma	#21 Daniel Gafford	#5 Tyus Jones	#13 Jordan Poole	124-97	L
12/11/2023	@ Philadelphia	#8 Deni Avdija	#33 Kyle Kuzma	#35 Mike Muscala	#5 Tyus Jones	#13 Jordan Poole	146-101	L
12/13/2023	vs. New Orleans	#8 Deni Avdija	#33 Kyle Kuzma	#21 Daniel Gafford	#5 Tyus Jones	#13 Jordan Poole	142-122	L
12/15/2023	vs. Indiana	#8 Deni Avdija	#33 Kyle Kuzma	#21 Daniel Gafford	#5 Tyus Jones	#13 Jordan Poole	137-123	W
12/17/2023	@ Phoenix	#8 Deni Avdija	#33 Kyle Kuzma	#21 Daniel Gafford	#5 Tyus Jones	#13 Jordan Poole	112-108	L
12/18/2023	@ Sacramento	#8 Deni Avdija	#33 Kyle Kuzma	#21 Daniel Gafford	#5 Tyus Jones	#13 Jordan Poole	143-131	L
12/21/2023	@ Portland	#8 Deni Avdija	#33 Kyle Kuzma	#21 Daniel Gafford	#5 Tyus Jones	#13 Jordan Poole	118-117	W
12/22/2023	@ Golden State	#8 Deni Avdija	#33 Kyle Kuzma	#21 Daniel Gafford	#5 Tyus Jones	#13 Jordan Poole	129-118	L
12/26/2023	vs. Orlando	#8 Deni Avdija	#33 Kyle Kuzma	#21 Daniel Gafford	#5 Tyus Jones	#13 Jordan Poole	127-119	L
12/27/2023	vs. Toronto	#8 Deni Avdija	#33 Kyle Kuzma	#21 Daniel Gafford	#5 Tyus Jones	#13 Jordan Poole	132-102	L
12/29/2023	vs. Brooklyn	#8 Deni Avdija	#33 Kyle Kuzma	#21 Daniel Gafford	#5 Tyus Jones	#13 Jordan Poole	110-104	W
12/31/2023	vs. Atlanta	#8 Deni Avdija	#33 Kyle Kuzma	#21 Daniel Gafford	#5 Tyus Jones	#13 Jordan Poole	130-126	L
01/03/2024	@ Cleveland	#8 Deni Avdija	#33 Kyle Kuzma	#21 Daniel Gafford	#5 Tyus Jones	#13 Jordan Poole	140-101	L
01/05/2024	@ Cleveland	#8 Deni Avdija	#33 Kyle Kuzma	#21 Daniel Gafford	#5 Tyus Jones	#13 Jordan Poole	114-90	L
01/06/2024	vs. New York	#8 Deni Avdija	#33 Kyle Kuzma	#21 Daniel Gafford	#5 Tyus Jones	#13 Jordan Poole	121-105	L
01/08/2024	vs. Oklahoma City	#8 Deni Avdija	#33 Kyle Kuzma	#21 Daniel Gafford	#5 Tyus Jones	#13 Jordan Poole	136-128	L
01/10/2024	@ Indiana	#8 Deni Avdija	#33 Kyle Kuzma	#21 Daniel Gafford	#5 Tyus Jones	#13 Jordan Poole	112-104	L
01/13/2024	@ Atlanta	#8 Deni Avdija	#33 Kyle Kuzma	#21 Daniel Gafford	#5 Tyus Jones	#13 Jordan Poole	127-99	W
01/15/2024	vs. Detroit	#8 Deni Avdija	#33 Kyle Kuzma	#21 Daniel Gafford	#5 Tyus Jones	#13 Jordan Poole	129-117	L
01/18/2024	@ New York	#8 Deni Avdija	#33 Kyle Kuzma	#35 Marvin Bagley III	#13 Jordan Poole	#5 Tyus Jones	113-109	L
01/20/2024	vs. San Antonio	#8 Deni Avdija	#33 Kyle Kuzma	#35 Marvin Bagley III	#5 Tyus Jones	#13 Jordan Poole	131-127	L
01/21/2024	vs. Denver	#8 Deni Avdija	#33 Kyle Kuzma	#21 Daniel Gafford	#5 Tyus Jones	#13 Jordan Poole	113-104	L
01/24/2024	vs. Minnesota	#8 Deni Avdija	#33 Kyle Kuzma	#21 Daniel Gafford	#5 Tyus Jones	#13 Jordan Poole	118-107	L
01/25/2024	vs. Utah	#8 Deni Avdija	#33 Kyle Kuzma	#21 Daniel Gafford	#5 Tyus Jones	#13 Jordan Poole	123-108	L
01/27/2024	@ Detroit	#8 Deni Avdija	#33 Kyle Kuzma	#21 Daniel Gafford	#5 Tyus Jones	#13 Jordan Poole	118-104	W
01/29/2024	@ San Antonio	#8 Deni Avdija	#33 Kyle Kuzma	#21 Daniel Gafford	#5 Tyus Jones	#13 Jordan Poole	118-113	W
01/31/2024	vs. LA Clippers	#8 Deni Avdija	#33 Kyle Kuzma	#21 Daniel Gafford	#5 Tyus Jones	#0 Bilal Coulibaly	125-109	L
02/02/2024	vs. Miami	#8 Deni Avdija	#33 Kyle Kuzma	#21 Daniel Gafford	#5 Tyus Jones	#13 Jordan Poole	110-102	L
02/04/2024	vs. Phoenix	#0 Bilal Coulibaly	#8 Deni Avdija	#21 Daniel Gafford	#5 Tyus Jones	#13 Jordan Poole	140-112	L
02/07/2024	vs. Cleveland	#8 Deni Avdija	#33 Kyle Kuzma	#21 Daniel Gafford	#5 Tyus Jones	#13 Jordan Poole	114-106	L
02/09/2024	@ Boston	#0 Bilal Coulibaly	#8 Deni Avdija	#33 Kyle Kuzma	#5 Tyus Jones	#13 Jordan Poole	133-129	L
02/10/2024	vs. Philadelphia	#8 Deni Avdija	#33 Kyle Kuzma	#35 Marvin Bagley III	#5 Tyus Jones	#13 Jordan Poole	119-113	L
02/12/2024	@ Dallas	#8 Deni Avdija	#33 Kyle Kuzma	#35 Marvin Bagley III	#5 Tyus Jones	#13 Jordan Poole	112-104	L
02/14/2024	@ New Orleans	#0 Bilal Coulibaly	#8 Deni Avdija	#35 Marvin Bagley III	#5 Tyus Jones	#13 Jordan Poole	133-126	L
02/22/2024	@ Denver	#8 Deni Avdija	#33 Kyle Kuzma	#35 Marvin Bagley III	#5 Tyus Jones	#0 Bilal Coulibaly	130-110	L
02/23/2024	@ Oklahoma City	#0 Bilal Coulibaly	#33 Kyle Kuzma	#35 Marvin Bagley III	#5 Tyus Jones	#20 Landry Shamet	147-106	L
02/25/2024	vs. Cleveland	#0 Bilal Coulibaly	#33 Kyle Kuzma	#35 Marvin Bagley III	#5 Tyus Jones	#20 Landry Shamet	114-105	L
02/27/2024	vs. Golden State	#24 Corey Kispert	#33 Kyle Kuzma	#35 Marvin Bagley III	#5 Tyus Jones	#20 Landry Shamet	123-112	L
02/29/2024	@ LA Lakers	#8 Deni Avdija	#33 Kyle Kuzma	#35 Marvin Bagley III	#5 Tyus Jones	#20 Landry Shamet	134-131	L
03/01/2024	@ LA Clippers	#8 Deni Avdija	#33 Kyle Kuzma	#35 Marvin Bagley III	#5 Tyus Jones	#20 Landry Shamet	140-115	L
03/04/2024	@ Utah	#8 Deni Avdija	#33 Kyle Kuzma	#35 Marvin Bagley III	#5 Tyus Jones	#0 Bilal Coulibaly	127-115	L
03/06/2024	vs. Orlando	#0 Bilal Coulibaly	#8 Deni Avdija	#33 Kyle Kuzma	#5 Tyus Jones	#24 Corey Kispert	119-109	L
03/08/2024	vs. Charlotte	#8 Deni Avdija	#33 Kyle Kuzma	#22 Richaun Holmes	#5 Tyus Jones	#0 Bilal Coulibaly	112-100	W
03/10/2024	@ Miami	#0 Bilal Coulibaly	#8 Deni Avdija	#33 Kyle Kuzma	#5 Tyus Jones	#24 Corey Kispert	110-108	W
03/12/2024	@ Memphis	#0 Bilal Coulibaly	#8 Deni Avdija	#33 Kyle Kuzma	#5 Tyus Jones	#24 Corey Kispert	109-97	L
03/14/2024	@ Houston	#0 Bilal Coulibaly	#8 Deni Avdija	#33 Kyle Kuzma	#5 Tyus Jones	#24 Corey Kispert	135-119	L
03/16/2024	@ Chicago	#24 Corey Kispert	#33 Kyle Kuzma	#22 Richaun Holmes	#13 Jordan Poole	#0 Bilal Coulibaly	127-98	L
03/17/2024	vs. Boston	#9 Justin Champagnie	#7 Patrick Baldwin Jr.	#22 Richaun Holmes	#13 Jordan Poole	#24 Corey Kispert	130-104	L
03/19/2024	vs. Houston	#24 Corey Kispert	#7 Patrick Baldwin Jr.	#22 Richaun Holmes	#13 Jordan Poole	#1 Johnny Davis	137-114	L
03/21/2024	vs. Sacramento	#8 Deni Avdija	#33 Kyle Kuzma	#22 Richaun Holmes	#13 Jordan Poole	#24 Corey Kispert	109-102	W
03/23/2024	vs. Toronto	#8 Deni Avdija	#33 Kyle Kuzma	#22 Richaun Holmes	#13 Jordan Poole	#24 Corey Kispert	112-109	W
03/25/2024	@ Chicago	#1 Johnny Davis	#7 Patrick Baldwin Jr.	#22 Richaun Holmes	#13 Jordan Poole	#24 Corey Kispert	107-105	W
03/27/2024	vs. Brooklyn	#8 Deni Avdija	#33 Kyle Kuzma	#22 Richaun Holmes	#13 Jordan Poole	#24 Corey Kispert	122-119	L
03/29/2024	vs. Detroit	#8 Deni Avdija	#33 Kyle Kuzma	#35 Marvin Bagley III	#13 Jordan Poole	#24 Corey Kispert	96-87	L
03/31/2024	vs. Miami	#8 Deni Avdija	#7 Patrick Baldwin Jr.	#35 Marvin Bagley III	#13 Jordan Poole	#24 Corey Kispert	119-107	L
04/02/2024	vs. Milwaukee	#8 Deni Avdija	#16 Anthony Gill	#35 Marvin Bagley III	#13 Jordan Poole	#24 Corey Kispert	117-113	W
04/03/2024	vs. LA Lakers	#8 Deni Avdija	#33 Kyle Kuzma	#00 Tristan Vukcevic	#13 Jordan Poole	#24 Corey Kispert	125-120	L
04/05/2024	vs. Portland	#1 Johnny Davis	#8 Deni Avdija	#00 Tristan Vukcevic	#13 Jordan Poole	#24 Corey Kispert	108-102	L
04/07/2024	@ Toronto	#1 Johnny Davis	#8 Deni Avdija	#00 Tristan Vukcevic	#13 Jordan Poole	#24 Corey Kispert	130-122	L
04/09/2024	@ Minnesota	#7 Patrick Baldwin Jr.	#8 Deni Avdija	#16 Anthony Gill	#13 Jordan Poole	#24 Corey Kispert	130-121	L
04/12/2024	vs. Chicago	#1 Johnny Davis	#7 Patrick Baldwin Jr.	#00 Tristan Vukcevic	#24 Corey Kispert	#8 Deni Avdija	129-127	L
04/14/2024	@ Boston	#1 Johnny Davis	#7 Patrick Baldwin Jr.	#16 Anthony Gill	#24 Corey Kispert	#8 Deni Avdija	132-122	L

2023-24 RECORDS, STREAKS & MARGINS



TEAM RECORD

	RECORD	HOME	ROAD	OT
OVERALL	15-67	7-34	8-33	0-2
ATLANTIC	2-17	2-8	0-9	0-1
CENTRAL	5-12	2-6	3-6	--
SOUTHEAST	4-12	1-7	3-5	--
EASTERN	11-41	5-21	6-20	0-1
SOUTHWEST	2-8	1-4	1-4	--
NORTHWEST	1-9	0-5	1-4	--
PACIFIC	1-9	1-4	0-5	0-1
WESTERN	4-26	2-13	2-13	0-1

TEAM WINNING & LOSING STREAKS

LONG:	OVERALL	HOME	ROAD
Win	3/21/2024 — 3/25/2024 (3)	3/21/2024 — 3/23/2024 (2)	1/27/2024 — 1/29/2024 (2)
Loss	1/31/2024 — 3/6/2024 (16)	12/31/2023 — 3/6/2024 (16)	2/9/2024 — 3/4/2024 (8)

*showing most recent streaks

AFTER 82 GAMES: W15, L67

MARGIN	1	2	3	4	5	6	7	8	9	10	11	12	13	14	15	16	17	18	19	20	21	22	23	24	25
Won By:	1	2	1	1	1	1	2					1		2		1			1						
Lost By:		1	4	6	3	2	3	8	5	2	3	5	2		1	3		1	2	2	1		2	1	1

MARGIN	26	27	28	29	30	31	32	33	34	35	36	37	38	39	40	41	42	43	44	45	46	47	48	49	50+
Won By:			1																						
Lost By:	1	1	2	1	1									1		1				1					

AT START OF:	OVERALL	HOME	ROAD	FG%:	OVERALL	HOME	ROAD
2nd-Ahead:	8-22	3-10	5-12	-44%	2-17	1-5	1-12
-Behind:	6-40	3-21	3-19	45-49%	5-32	1-20	4-12
-Tied:	1-5	1-3	0-2	50-54%	7-15	4-7	3-8
3rd-Ahead:	12-15	7-5	5-10	55-59%	1-3	1-2	0-1
-Behind:	3-51	0-28	3-23	+60%	0-0	0-0	0-0
-Tied:	0-1	0-1	0-0				
4th-Ahead:	9-5	4-1	5-4				
-Behind:	5-61	3-32	2-29				
-Tied:	1-1	0-1	1-0				



TEAM TREND	TTL	LAST GAME	TEAM TREND	TTL	LAST GAME	PLAYER TREND	TTL	LAST GAME
<4 Wizards w/ 10+ pts	0-1	@ ATL 11/1/23	Wizards shoot 50.0% or better	7-12	vs. CHI 4/12/24	Kyle Kuzma w/30+ pts	7-4	vs. SAC 3/21/24
4+ Wizards w/ 10+ pts	15-66	@ BOS 4/14/24	Opp shoots 50.0% or better	1-40	@ BOS 4/14/24	Kyle Kuzma w/20+ pts	11-34	vs. BKN 3/27/24
5+ Wizards w/ 10+ pts	13-48	@ BOS 4/14/24	Wizards shoot 45.0% or better	13-47	@ BOS 4/14/24	Kyle Kuzma w/10+ REB	3-8	vs. LAL 4/3/24
6+ Wizards w/ 10+ pts	9-24	vs. CHI 4/12/24	Wizards shoot 44.0% or below	2-17	vs. POR 4/5/24	Kyle Kuzma w/double-double	3-11	vs. LAL 4/3/24
7+ Wizards w/ 10+ pts	1-8	vs. HOU 3/19/24	Wizards shoot 40.0% or below	0-3	@ OKC 2/23/24	Kyle Kuzma w/10+ asts	0-3	vs. BKN 3/27/24
8+ Wizards w/ 10+ pts	0-3	vs. HOU 3/19/24	Opp shoots 45.0% or better	4-59	@ BOS 4/14/24	Daniel Gafford w/10+ REB	4-7	vs. CLE 2/7/24
Wizards no 20+ pt scorer	1-10	vs. HOU 3/19/24	Opp shoots 40.0% or below	2-1	vs. CHA 3/8/24	Daniel Gafford w/15+ pts	3-7	vs. PHX 2/4/24
Opp no 20+ pt scorer	1-1	@ IND 1/10/24	Wizards w/10+ 3-pointers made	12-52	@ BOS 4/14/24	Daniel Gafford w/double-double	3-6	vs. CLE 2/7/24
2+ Wizards w/20+ pt scorer	7-33	@ BOS 4/14/24	Opp w/10+ 3-pointers made	9-48	@ BOS 4/14/24	Jordan Poole w/20+ pts	4-24	@ MIN 4/9/24
2+ Opp w/20+ pt scorer	7-59	@ BOS 4/14/24	Wizards w/15+ 3-pointers made	4-18	vs. CHI 4/12/24	Jordan Poole w/10+ asts	2-2	@ TOR 4/7/24
3+ Wizards w/20+ pt scorer	2-8	@ TOR 4/7/24	Opp w/15+ 3-pointers made	2-20	@ BOS 4/14/24	Jordan Poole w/3+ stls	2-8	vs. TOR 3/23/24
3+ Opp w/20+ pt scorer	2-22	vs. CHI 4/12/24	Wizards 3FG% 40.0% or better	5-23	vs. CHI 4/12/24	Tyus Jones w/15+ pts	2-16	@ UTA 3/4/24
Wizards w/30+ pt scorer	7-13	@ TOR 4/7/24	Opp 3FG% 40.0% or better	3-27	@ BOS 4/14/24	Tyus Jones w/10+ asts	2-10	@ MIA 3/10/24
Opp w/30+ pt scorer	6-41	@ BOS 4/14/24	Wizards FT% 80.0 or better	7-27	@ BOS 4/14/24	Tyus Jones w/3+ stls	0-3	@ NYK 1/18/24
All 5 Starters w/10+ pts	6-14	vs. CHI 4/12/24	Opp FT% 80.0 or better	5-30	@ MIN 4/9/24	Corey Kispert w/15+ pts	8-27	vs. CHI 4/12/24
Opp 5 Starters w/10+ pts	0-0		Wizards FT% below 70.0	3-16	vs. CHI 4/12/24	Corey Kispert w/3+ 3FGM	8-27	vs. CHI 4/12/24
2+ reserves w/10+ pts	8-33	@ BOS 4/14/24	Opp FT% below 70.0	4-14	@ BOS 4/14/24	Bilal Coulibaly w/10+ pts	5-22	@ CHI 3/16/24
Opp 2+ reserves w/10+ pts	0-0		Wizards FTM >= Opp FTA	5-6	vs. CHA 3/8/24	Bilal Coulibaly w/3+ stls	0-7	vs. UTA 1/25/24
3+ reserves w/10+ pts	1-8	@ BOS 4/14/24	Opp FTM >= Wizards FTA	5-35	@ BOS 4/14/24			
Opp 3+ reserves w/10+ pts	0-0		Wizards FG% >= Opp FG%	12-7	vs. CHI 4/12/24			
Wizards <20 pts. in 1st qtr	0-8	@ TOR 4/7/24	Opp FG% >= Wizards FG%	2-50	@ BOS 4/14/24			
Opp <20 pts. in 1st qtr	2-2	vs. BKN 3/27/24	Wizards w/30+ FTA	1-7	@ TOR 4/7/24			
Wizards w/30+ pts in 1st qtr	7-28	@ BOS 4/14/24	Opp w/30+ FTA	2-11	@ MIN 4/9/24			
Opp w/30+ pts in 1st qtr	3-44	@ BOS 4/14/24	Wizards w/20+ asts	15-64	@ BOS 4/14/24			
Wizards under 50 pts 1st half	2-10	vs. DET 3/29/24	Opp w/20+ asts	13-66	@ BOS 4/14/24			
Opp under 50 pts 1st half	6-5	@ CHI 3/25/24	Wizards w/25+ asts	13-53	@ BOS 4/14/24			
Wizards 50+ pts 1st half	13-57	@ BOS 4/14/24	Opp w/25+ asts	7-58	@ BOS 4/14/24			
Opp 50+ pts 1st half	9-62	@ BOS 4/14/24	Wizards w/30+ asts	5-22	@ BOS 4/14/24			
Wizards 60+ pts in 1st half	5-24	vs. CHI 4/12/24	Opp w/30+ asts	3-34	@ MIN 4/9/24			
Opp 60+ pts in 1st half	1-46	@ BOS 4/14/24	Wizards asts >= Opp asts	11-22	@ BOS 4/14/24			
Wizards lead by 10+ pts	12-17	vs. CHI 4/12/24	Opp asts >= Wizards asts	3-42	@ MIN 4/9/24			
Opp leads by 10+ pts	5-56	@ BOS 4/14/24	Wizards w/12 or fewer TOs	8-26	@ BOS 4/14/24			
Games decided by 10+ points	6-35	@ BOS 4/14/24	Opp w/12 or fewer TOs	5-27	@ MIN 4/9/24			
Games decided by 4-9 points	5-27	@ MIN 4/9/24	Wizards w/20+ TOs	0-8	vs. GSW 2/27/24			
Games decided by 3 or less points	4-5	vs. CHI 4/12/24	Opp w/20+ TOs	1-2	@ CLE 1/5/24			
Both teams score 100+ pts	14-60	@ BOS 4/14/24	Wizards TO >= Opp TO	7-32	@ MIN 4/9/24			
Both teams under 100 pts	0-1	vs. DET 3/29/24	Opp TO >= Wizards TO	8-28	@ BOS 4/14/24			
Wizards score under 100 pts	0-7	vs. DET 3/29/24	Wizards w/50+ REB	11-30	@ TOR 4/7/24			
Opp scores under 100 pts	1-1	vs. DET 3/29/24	Opp w/50+ REB	13-60	@ BOS 4/14/24			
Wizards score 100+ pts	15-60	@ BOS 4/14/24	Wizards REB >= Opp REB	8-10	vs. MIA 3/31/24			
Opp scores 100+ pts	14-66	@ BOS 4/14/24	Opp REB >= Wizards REB	7-54	@ BOS 4/14/24			
Wizards score 110+ pts	13-37	@ BOS 4/14/24	Wizards w/10+ more REB than Opp	2-0	vs. TOR 3/23/24			
Opp scores 110+ pts	5-63	@ BOS 4/14/24	Opp w/10+ more REB than WAS	6-31	@ BOS 4/14/24			
Wizards tied or lead after the 3rd qtr	10-6	vs. MIL 4/2/24	Wizards w/10+ stls	3-17	vs. LAL 4/3/24			
Wizards tied or lead at halftime	12-16	@ MIN 4/9/24	Opp w/10+ stls	2-18	@ BOS 4/14/24			
Wizards tied or lead after 1st qtr	9-26	vs. CHI 4/12/24	2+ Wizards w/double-double	6-14	vs. CHI 4/12/24			
Wizards trailing after the 3rd qtr	5-61	@ BOS 4/14/24	2+ Opp w/double-double	4-21	vs. CHI 4/12/24			
Wizards trailing at halftime	3-51	@ BOS 4/14/24	3+ Wizards w/double-double	1-3	vs. CHI 4/12/24			
Wizards trailing after 1st qtr	6-41	@ BOS 4/14/24	3+ Opp w/double-double	0-7	vs. CHI 4/12/24			
1st game Back-to-Back	2-11	vs. MIL 4/2/24	Wizards PITP >= Opp PITP	9-21	@ BOS 4/14/24			
2nd game Back-to-Back	0-0		Opp PITP >= Wizards PITP	5-44	vs. CHI 4/12/24			
1st game after a win	4-11	vs. LAL 4/3/24	Wizards 2CP >= Opp 2CP	7-18	@ TOR 4/7/24			
1st game after a loss	11-55	@ BOS 4/14/24	Opp 2CP >= Wizards 2CP	8-46	vs. CHI 4/12/24			
On Monday	3-10	@ CHI 3/25/24	Wizards FB Pts >= Opp FB Pts	8-41	@ BOS 4/14/24			
On Tuesday	1-5	@ MIN 4/9/24	Opp FB Pts >= Wizards FB Pts	5-24	@ MIN 4/9/24			
On Wednesday	1-17	vs. LAL 4/3/24						
On Thursday	2-5	vs. SAC 3/21/24						
On Friday	3-15	vs. CHI 4/12/24						
On Saturday	4-5	vs. TOR 3/23/24						
On Sunday	1-10	@ BOS 4/14/24						
January	3-12	vs. LAC 1/31/24						
February	0-12	@ LAL 2/29/24						
March	5-11	vs. MIA 3/31/24						
April	1-6	@ BOS 4/14/24						
October	1-2	vs. BOS 10/30/23						
November	2-13	@ ORL 11/29/23						
December	3-11	vs. ATL 12/31/23						

MISCELLANEOUS SCORING BREAKDOWN



WIZARDS														OPPONENTS									
DATE	OPPONENT	W/L	BENCH PTS	AVG	INTHE PAINT	AVG	SECOND CHANCE	AVG	FAST BREAK	AVG	POINTS OFFTO	AVG	BENCH PTS	AVG	INTHE PAINT	AVG	SECOND CHANCE	AVG	FAST BREAK	AVG	POINTS OFFTO	AVG	
10/25	at Indiana	L	46	46.0	68	68.0	12	12.0	22	22.0	14	14.0	59	59.0	60	60.0	11	11.0	32	32.0	22	22.0	
10/28	Memphis	W	31	38.5	42	55.0	6	9.0	8	15.0	18	16.0	31	45.0	36	48.0	14	12.5	14	23.0	14	18.0	
10/30	Boston	L	44	40.3	48	52.7	11	9.7	20	16.7	30	20.7	26	38.7	52	49.3	17	14.0	16	20.7	23	19.7	
11/1	at Atlanta	L	48	42.3	74	58.0	5	8.5	27	19.3	25	21.8	36	38.0	64	53.0	19	15.3	19	20.3	16	18.8	
11/3	at Miami	L	48	43.4	64	59.2	5	7.8	22	19.8	27	22.8	48	40.0	58	54.0	13	14.8	9	18.0	17	18.4	
11/6	at Philadelphia	L	37	42.3	60	59.3	18	9.5	21	20.0	18	22.0	41	40.2	62	55.3	5	13.2	24	19.0	18	18.3	
11/8	at Charlotte	W	72	46.6	56	58.9	18	10.7	8	18.3	35	23.9	23	37.7	64	56.6	12	13.0	5	17.0	12	17.4	
11/10	Charlotte	L	49	46.9	54	58.3	7	10.3	11	17.4	12	22.4	28	36.5	74	58.8	32	15.4	15	16.8	22	18.0	
11/12	at Brooklyn	L	48	47.0	40	56.2	7	9.9	21	17.8	28	23.0	33	36.1	38	56.4	21	16.0	11	16.1	16	17.8	
11/13	at Toronto	L	26	44.9	48	55.4	9	9.8	18	17.8	26	23.3	31	35.6	76	58.4	18	16.2	22	16.7	23	18.3	
11/15	Dallas	L	42	44.6	56	55.5	9	9.7	14	17.5	8	21.9	57	37.5	52	57.8	13	15.9	17	16.7	14	17.9	
11/17	New York	L	33	43.7	46	54.7	9	9.7	9	16.8	12	21.1	37	37.5	40	56.3	17	16.0	4	15.7	12	17.4	
11/20	Milwaukee	L	38	43.2	84	56.9	9	9.6	17	16.8	18	20.8	28	36.8	64	56.9	27	16.8	2	14.6	0	16.1	
11/22	at Charlotte	L	21	41.6	60	57.1	16	10.1	18	16.9	17	20.6	20	35.6	52	56.6	17	16.9	7	14.1	14	15.9	
11/24	at Milwaukee	L	48	42.1	58	57.2	12	10.2	13	16.6	8	19.7	14	34.1	72	57.6	9	16.3	7	13.6	4	15.1	
11/25	Atlanta	L	61	43.3	58	57.3	13	10.4	9	16.1	15	19.4	59	35.7	62	57.9	19	16.5	18	13.9	27	15.9	
11/27	at Detroit	W	46	43.4	62	57.5	8	10.2	20	16.4	13	19.1	31	35.4	66	58.4	10	16.1	20	14.2	9	15.5	
11/29	at Orlando	L	45	43.5	52	57.2	14	10.4	32	17.2	25	19.4	65	37.1	66	58.8	5	15.5	15	14.3	12	15.3	
12/1	at Orlando	L	47	43.7	54	57.1	16	10.7	14	17.1	16	19.2	47	37.6	60	58.8	16	15.5	7	13.9	16	15.3	
12/6	Philadelphia	L	41	43.6	64	57.4	4	10.4	23	17.4	14	19.0	21	36.8	68	59.3	15	15.5	10	13.7	7	14.9	
12/8	at Brooklyn	L	40	43.4	56	57.3	7	10.2	7	16.9	9	18.5	52	37.5	76	60.1	20	15.7	22	14.1	22	15.2	
12/11	at Philadelphia	L	51	43.7	50	57.0	7	10.1	17	16.9	21	18.6	69	38.9	54	59.8	11	15.5	15	14.1	31	16.0	
12/13	New Orleans	L	52	44.1	38	56.2	2	9.7	13	16.7	16	18.5	56	39.7	54	59.6	13	15.4	16	14.2	27	16.4	
12/15	Indiana	W	48	44.3	68	56.7	22	10.3	26	17.1	16	18.4	67	40.8	56	59.4	19	15.5	13	14.2	20	16.6	
12/17	at Phoenix	L	22	43.4	46	56.2	12	10.3	11	16.8	19	18.4	35	40.6	50	59.0	19	15.7	17	14.3	9	16.3	
12/18	at Sacramento	L	43	43.3	46	55.8	7	10.2	15	16.8	11	18.1	30	40.2	64	59.2	19	15.8	15	14.3	8	16.0	
12/21	at Portland	W	20	42.5	56	55.9	11	10.2	23	17.0	21	18.2	22	39.5	50	58.9	32	16.4	8	14.1	15	15.9	
12/22	at Golden State	L	50	42.8	60	56.0	19	10.5	23	17.2	19	18.3	42	39.6	50	58.6	13	16.3	18	14.2	5	15.5	
12/26	Orlando	L	35	42.5	48	55.7	12	10.6	23	17.4	18	18.2	35	39.4	70	59.0	17	16.3	14	14.2	29	16.0	
12/27	Toronto	L	39	42.4	56	55.7	5	10.4	8	17.1	21	18.3	42	39.5	62	59.1	22	16.5	28	14.7	25	16.3	
12/29	Brooklyn	W	42	42.4	50	55.5	4	10.2	10	16.9	9	18.0	37	39.4	50	58.8	26	16.8	4	14.3	9	16.1	
12/31	Atlanta	L	34	42.1	56	55.6	7	10.1	24	17.1	18	18.0	12	38.6	54	58.6	20	16.9	12	14.3	12	15.9	
1/3	at Cleveland	L	49	42.3	52	55.5	17	10.3	14	17.0	15	17.9	66	39.4	68	58.9	35	17.5	25	14.6	16	15.9	
1/5	at Cleveland	L	46	42.4	50	55.3	5	10.1	15	16.9	29	18.3	53	39.8	48	58.6	17	17.4	13	14.5	18	16.0	
1/6	New York	L	28	42.0	52	55.2	9	10.1	24	17.1	14	18.1	22	39.3	52	58.4	20	17.5	20	14.7	23	16.2	
1/8	Oklahoma City	L	38	41.9	48	55.0	16	10.3	10	16.9	21	18.2	36	39.2	70	58.7	11	17.3	21	14.9	19	16.3	
1/10	at Indiana	L	27	41.5	56	55.0	14	10.4	14	16.9	13	18.1	51	39.5	60	58.8	17	17.3	13	14.8	22	16.4	
1/13	at Atlanta	W	41	41.5	60	55.2	22	10.7	31	17.2	27	18.3	40	39.5	36	58.2	15	17.3	8	14.6	14	16.4	
1/15	Detroit	L	38	41.4	46	54.9	15	10.8	18	17.3	21	18.4	60	40.1	60	58.2	25	17.5	6	14.4	11	16.2	
1/18	at New York	L	33	41.2	56	55.0	11	10.8	13	17.2	23	18.5	7	39.2	48	58.0	7	17.2	19	14.5	15	16.2	
1/20	San Antonio	L	50	41.4	66	55.2	17	11.0	21	17.2	16	18.4	41	39.3	74	58.3	23	17.3	15	14.5	17	16.2	
1/21	Denver	L	49	41.6	56	55.2	16	11.1	13	17.1	20	18.5	12	38.6	58	58.3	16	17.3	21	14.7	18	16.3	
1/24	Minnesota	L	44	41.6	50	55.1	9	11.0	14	17.1	4	18.1	15	38.1	60	58.4	19	17.3	17	14.7	32	16.6	
1/25	Utah	L	26	41.3	66	55.4	7	10.9	27	17.3	18	18.1	47	38.3	72	58.7	18	17.4	14	14.7	8	16.4	
1/27	at Detroit	W	34	41.1	64	55.6	21	11.2	20	17.4	21	18.2	23	37.9	44	58.4	10	17.2	6	14.5	13	16.4	
1/29	at San Antonio	W	47	41.2	66	55.8	18	11.3	15	17.3	22	18.3	51	38.2	50	58.2	13	17.1	18	14.6	19	16.4	
1/31	LA Clippers	L	40	41.2	64	56.0	16	11.4	12	17.2	8	18.1	41	38.3	56	58.1	17	17.1	24	14.8	21	16.5	
2/2	Miami	L	41	41.2	48	55.8	7	11.3	11	17.1	19	18.1	32	38.1	58	58.1	19	17.1	13	14.8	14	16.5	
2/4	Phoenix	L	55	41.5	68	56.0	18	11.4	14	17.0	18	18.1	41	38.2	58	58.1	22	17.2	13	14.7	27	16.7	
2/7	Cleveland	L	40	41.5	42	55.8	15	11.5	13	16.9	19	18.1	25	37.9	54	58.0	17	17.2	11	14.7	14	16.6	
2/9	at Boston	L	31	41.3	42	55.5	3	11.4	36	17.3	15	18.0	22	37.6	62	58.1	11	17.1	18	14.7	15	16.6	
2/10	Philadelphia	L	33	41.1	54	55.5	9	11.3	26	17.5	13	17.9	29	37.5	74	58.4	21	17.2	16	14.8	19	16.6	
2/12	at Dallas	L	27	40.8	66	55.7	14	11.4	20	17.5	19	18.0	22	37.2	64	58.5	12	17.1	17	14.8	8	16.5	
2/14	at New Orleans	L	30	40.6	44	55.4	21	11.5	22	17													

QUARTER SCORING BREAKDOWN



DATE	OPPONENT	OVERALL REC	W/L	WIZARDS										OPPONENTS										TOTAL	POINT DIFF.
				1ST	2ND	1ST HALF	3RD	4TH	2ND HALF	1ST OT	BIGGEST LEAD	1ST	2ND	1ST HALF	3RD	4TH	2ND HALF	1ST OT	BIGGEST LEAD						
10/25	at Indiana	0-1	L	39	29	68	28	24	52	--	9	120	34	39	73	37	33	70	--	25	143	-23			
10/28	Memphis	1-1	W	25	37	62	30	21	51	--	25	113	22	24	46	34	26	60	--	7	106	7			
10/30	Boston	1-2	L	19	32	51	24	32	56	--	0	107	42	35	77	31	18	49	--	37	126	-19			
11/1	at Atlanta	1-3	L	30	21	51	31	39	70	--	10	121	25	34	59	40	31	71	--	26	130	-9			
11/3	at Miami	1-4	L	34	20	54	27	33	60	--	6	114	34	26	60	41	20	61	--	25	121	-7			
11/6	at Philadelphia	1-5	L	24	34	58	40	30	70	--	7	128	33	42	75	45	26	71	--	27	146	-18			
11/8	at Charlotte	2-5	W	24	41	65	38	29	67	--	26	132	29	17	46	38	32	70	--	6	116	16			
11/10	Charlotte	2-6	L	27	36	63	34	20	54	--	16	117	22	35	57	31	36	67	--	9	124	-7			
11/12	at Brooklyn	2-7	L	15	26	41	31	22	53	--	5	94	30	19	49	29	24	53	--	17	102	-8			
11/13	at Toronto	2-8	L	32	32	64	27	16	43	--	23	107	25	20	45	36	30	66	--	4	111	-4			
11/15	Dallas	2-9	L	26	25	51	32	34	66	--	2	117	41	30	71	33	26	59	--	27	130	-13			
11/17	New York	2-10	L	25	29	54	30	15	45	--	0	99	35	30	65	24	31	55	--	23	120	-21			
11/20	Milwaukee	2-11	L	27	38	65	37	27	64	--	8	129	31	39	70	34	38	72	--	18	142	-13			
11/22	at Charlotte	2-12	L	24	32	56	35	23	58	--	19	114	21	28	49	29	39	68	--	5	117	-3			
11/24	at Milwaukee	2-13	L	35	26	61	28	39	67	--	6	128	34	26	60	32	39	71	--	7	131	-3			
11/25	Atlanta	2-14	L	30	28	58	20	30	50	--	0	108	34	36	70	37	29	66	--	36	136	-28			
11/27	at Detroit	3-14	W	31	26	57	37	32	69	--	21	126	27	27	54	29	24	53	--	8	107	19			
11/29	at Orlando	3-15	L	26	30	56	33	31	64	--	7	120	31	35	66	36	37	73	--	22	139	-19			
12/1	at Orlando	3-16	L	36	25	61	28	36	64	--	9	125	31	27	58	34	38	72	--	9	130	-5			
12/6	Philadelphia	3-17	L	29	33	62	33	31	64	--	10	126	25	35	60	39	32	71	--	7	131	-5			
12/8	at Brooklyn	3-18	L	18	29	47	24	26	50	--	2	97	26	24	50	40	34	74	--	30	124	-27			
12/11	at Philadelphia	3-19	L	27	19	46	21	34	55	--	0	101	43	32	75	37	34	71	--	48	146	-45			
12/13	New Orleans	3-20	L	30	34	64	29	29	58	--	15	122	28	47	75	35	32	67	--	28	142	-20			
12/15	Indiana	4-20	W	30	39	69	39	29	68	--	24	137	37	18	55	32	36	68	--	8	123	14			
12/17	at Phoenix	4-21	L	29	29	58	31	19	50	--	16	108	21	25	46	35	31	66	--	8	112	-4			
12/18	at Sacramento	4-22	L	31	25	56	35	40	75	--	6	131	27	39	66	46	31	77	--	26	143	-12			
12/21	at Portland	5-22	W	33	34	67	26	25	51	--	18	118	24	30	54	26	37	63	--	0	117	1			
12/22	at Golden State	5-23	L	25	36	61	22	35	57	--	8	118	28	35	63	38	28	66	--	23	129	-11			
12/26	Orlando	5-24	L	33	27	60	28	31	59	--	3	119	33	30	63	35	29	64	--	17	127	-8			
12/27	Toronto	5-25	L	25	25	50	31	21	52	--	8	102	31	28	59	38	35	73	--	31	132	-30			
12/29	Brooklyn	6-25	W	25	29	54	30	26	56	--	8	110	25	28	53	33	18	51	--	9	104	6			
12/31	Atlanta	6-26	L	30	28	58	29	39	68	--	13	126	28	42	70	30	30	60	--	15	130	-4			
1/3	at Cleveland	6-27	L	31	24	55	20	26	46	--	5	101	34	33	67	34	39	73	--	44	140	-39			
1/5	at Cleveland	6-28	L	26	14	40	19	31	50	--	0	90	36	16	52	32	30	62	--	29	114	-24			
1/6	New York	6-29	L	19	24	43	32	30	62	--	0	105	34	29	63	28	30	58	--	26	121	-16			
1/8	Oklahoma City	6-30	L	30	31	61	36	31	67	--	2	128	36	31	67	35	34	69	--	13	136	-8			
1/10	at Indiana	6-31	L	21	34	55	25	24	49	--	6	104	23	31	54	35	23	58	--	17	112	-8			
1/13	at Atlanta	7-31	W	30	28	58	41	28	69	--	30	127	25	22	47	24	28	52	--	3	99	28			
1/15	Detroit	7-32	L	22	40	62	25	30	55	--	7	117	29	34	63	31	35	66	--	15	129	-12			
1/18	at New York	7-33	L	22	23	45	27	37	64	--	6	109	22	24	46	27	40	67	--	10	113	-4			
1/20	San Antonio	7-34	L	36	30	66	34	27	61	--	12	127	37	35	72	28	31	59	--	7	131	-4			
1/21	Denver	7-35	L	24	28	52	26	26	52	--	6	104	33	29	62	27	24	51	--	17	113	-9			
1/24	Minnesota	7-36	L	24	35	59	19	29	48	--	6	107	30	27	57	33	28	61	--	14	118	-11			
1/25	Utah	7-37	L	29	27	56	22	30	52	--	9	108	36	28	64	34	25	59	--	25	123	-15			
1/27	at Detroit	8-37	W	36	25	61	26	31	57	--	15	118	33	30	63	22	19	41	--	12	104	14			
1/29	at San Antonio	9-37	W	25	29	54	33	31	64	--	5	118	35	23	58	35	20	55	--	14	113	5			
1/31	LA Clippers	9-38	L	35	25	60	19	30	49	--	3	109	37	29	66	40	19	59	--	29	125	-16			
2/2	Miami	9-39	L	33	26	59	15	28	43	--	11	102	31	25	56	31	23	54	--	16	110	-8			
2/4	Phoenix	9-40	L	28	30	58	28	26	54	--	0	112	42	37	79	37	24	61	--	32	140	-28			
2/7	Cleveland	9-41	L	27	30	57	22	27	49	--	7	106	27	30	57	23	34	57	--	11	114	-8			
2/9	at Boston	9-42	L	35	36	71	16	42	58	--	8	129	31	33	64	36	33	69	--	15	133	-4			
2/10	Philadelphia	9-43	L	26	30	56	24	33	57	--	6	113	33	26	59	31	29	60	--	15	119	-6			
2/12	at Dallas	9-44	L	22	36	58	30	16	46	--	11	104	26	25	51	27	34	61	--	8	112	-8			
2/14	at New Orleans	9-45	L	26	34	60	38	28	66	--	6	126	31	37	68	31	34	65	--	20	133	-7			
2/22	at Denver	9-46	L	25	24	49	34	27	61	--	0	110	38	34	72	29	29	58	--	28	130	-20			
2/23	at Oklahoma City	9-47	L	28	29	57	24	25	49	--	3	106	41	39	80	37	30	67	--	46	147	-41			
2/25	Cleveland	9-48	L	31	23	54	26	25	51	--	10	105	27	28	55	32	27	59	--	12	114	-9			
2/27	Golden State	9-49	L	25	33	58	17	37	54	--	9	112	23	37	60	38	25	63	--	23	123	-11			
2/29	at LA Lakers	9-50	L	34	35	69	26	31	57	5	9	131	31	39	70	29	27	56	8	8	134	-3			
3/1	at LA Clippers	9-51	L	30	34	64	21	30	51																



2023-24 NOTABLE IN-SEASON TRANSACTIONS

JUNE:

June 22: Drafted Jarace Walker in the first round (8th pick) of the 2023 NBA Draft.

June 22: Drafted Tristan Vukcevic in the second round (42nd pick) of the 2023 NBA Draft.

June 23: As part of a three-team trade, traded Bradley Beal, Jordan Goodwin and Isaiah Todd to the Phoenix Suns in exchange for Chris Paul, Landry Shamet, a swap of 2024 1st round picks, a 2024 2nd round pick (PHX own), a 2025 2nd round pick (PHX own), a swap of 2026 1st round picks, a 2026 2nd round pick (PHX own), a 2027 2nd round pick (PHX own), a swap of 2028 1st round picks, a 2028 2nd round pick (PHX own), a swap of 2030 1st round picks, a 2030 2nd round pick (PHX own) and cash ... Traded the draft rights to Jarace Walker, a 2028 2nd round pick (PHX own) and a 2029 2nd round pick (WAS own) to the Indiana Pacers in exchange for the draft rights to guard/forward Bilal Coulibaly, the 7th overall pick in the 2023 NBA Draft.

June 23: As part of a three-team trade, traded Kristaps Porzingis to the Boston Celtics in exchange for Danilo Gallinari, Mike Muscala and Julian Phillips; the Boston Celtics traded Marcus Smart to the Memphis Grizzlies; the Memphis Grizzlies traded Marcus Sasser and a 2024 1st round draft pick to the Boston Celtics; and the Memphis Grizzlies traded Tyus Jones to Washington.

June 23: Traded Trayce Jackson-Davis to the Golden State Warriors for cash.

June 28: Traded Julian Phillips to the Chicago Bulls for a 2026 2nd round draft pick and a 2027 2nd round draft pick.

JULY:

July 2: Signed guard/forward Bilal Coulibaly to a multi-year contract.

July 6: Traded Chris Paul to the Golden State Warriors in exchange for Patrick Baldwin Jr., Jordan Poole, Ryan Rollins, a 2027 2nd round draft pick and a 2030 1st round draft pick.

July 6: Traded Monte Morris to the Detroit Pistons for a 2027 2nd round draft pick.

July 7: Re-signed forward Kyle Kuzma to a multi-year contract.

July 12: Signed forward Eugene Omoruyi to a two-way contract.

July 24: Waived guard Quenton Jackson.

July 28: Signed guard Jared Butler to a two-way contract.

SEPTEMBER:

September 15: Signed guard Dejan Vasiljevic to an Exhibit 10 contract.

September 15: Re-signed forward Taj Gibson.

September 21: Signed guard Chase Audige to an Exhibit 10 contract.

OCTOBER:

October 1: Waived guard Dejan Vasiljevic.

October 1: Signed guard Jules Bernard to an Exhibit 10 contract.

October 11: Waived guard Chase Audige.

October 11: Signed forward Michael Foster Jr. to an Exhibit 10 contract.

October 19: Signed Devon Dotson to an Exhibit 10 contract.

October 19: Waived guard Jules Bernard.

October 21: Signed Hamidou Diallo, Malik Fitts and Gabe Kalscheur.

October 21: Waived Devon Dotson, Hamidou Diallo, Malik Fitts, Michael Foster Jr. and Gabe Kalscheur.

October 23: Signed center John Butler Jr. to a two-way contract.

October 23: Waived forward Xavier Cooks and forward Taj Gibson.

DECEMBER:

December 7: Waived center John Butler Jr.

December 8: Signed forward Jules Bernard to a two-way contract.

JANUARY:

January 8: Waived guard Ryan Rollins.

January 9: Signed guard Hamidou Diallo to a 10-day contract.

January 14: Traded Danilo Gallinari and Mike Muscala to Detroit in exchange for Marvin Bagley III, Isaiah Livers and 2nd round draft picks in 2025 and 2026.

January 20: Signed center Trey Jemison to a 10-day contract.

FEBRUARY:

February 8: Traded Daniel Gafford to Dallas in exchange for Richaun Holmes and a 2024 1st round pick.

February 16: Requested waivers on guard Delon Wright.

February 22: Signed guard/forward Justin Champagnie to a 10-day contract.

MARCH:

March 1: Converted forward Eugene Omoruyi's two-way contract to a standard NBA contract.

March 3: Signed guard/forward Justin Champagnie to a two-way contract and guard R.J. Hampton to a 10-day contract.

March 14: Signed forward/center Tristan Vukcevic to a multi-year contract.

APRIL:

April 5: Converted guard Jared Butler's two-way contract to a standard NBA contract.

April 5: Waived forward Isaiah Livers.



NATIONAL BASKETBALL ASSOCIATION

	PPG	FGM/G	FG%	3FGM/G	3FG%	FT%	ORPG	DRPG	RPG	APG	SPG	TOV/G	BPG	PF/G
Atlanta	5	10	21	6	17	8	3	22	6	16	16	16	26	16
Boston	2	4	8	*1	2	7	14	*1	2	14	27	*1	*1 T	29
Brooklyn	25	25	28	9	19	28	7	20	11	20	28	12	12	18
Charlotte	28	27	26	23	21	11	27	29	30	26	25	18	25	24
Chicago	22	16	18	27	20	10	8	19	14	23	9	3	18	14
Cleveland	20	19 T	12	7	15	22	22	11	17	8	19 T	17	21	26
Dallas	7	9	11	3	13	27	23	14	21	19	24	4	17	21
Denver	14	3	4	25	10	25	13	9	7	3	21	5	10	22
Detroit	27	24	24	29	25 T	12	15 T	18	16	22	30	28	20	3
Golden State	8	5	13	2	7	17	5	4	*1	4	23	23	23	9
Houston	16	19 T	27	14	23	20	6	6	3 T	25	8	8	24	2
Indiana	*1	*1	*1	11	9	13	20	28	28	*1	11	9 T	8	*1
LA Clippers	12	14	6	16 T	6	3	21	17	19	21	7	13 T	15 T	17
LA Lakers	6	6	2	24	8	15	30	2	18	5	19 T	19	11	30
Memphis	30	30	30	12	29	23	10	27	24	27	4	26	4	11
Miami	26	28	22	19	12	5	26	16	26	18	15	6	30	27
Milwaukee	4	8	7	5	11	19	24	3	9	17	26	9 T	15 T	10
Minnesota	18	23	10	15	3	18	25	5	15	15	6	22	5	13
New Orleans	13	12	9	18	4	21	17	10	13	13	3	11	22	20
New York	19	22	20	10	14	16	*1	21	5	29	17	15	29	25
Oklahoma City	3	2	3	8	*1	4	29	12 T	27	11	*1 T	7	*1 T	12
Orlando	24	26	15	30	24	26	15 T	25	25	28	5	24	13	8
Philadelphia	15	21	23	22	18	2	9	23	20	24	*1 T	2	6 T	4
Phoenix	10	13	5	20	5	6	19	7	10	12	18	25	6 T	23
Portland	29	29	29	28	30	9	2	30	22	30	12	29	27	5
Sacramento	9	7	14	4	16	30	12	15	12	7	13	13 T	28	7
San Antonio	23	18	25	16 T	27 T	14	18	8	8	2	22	27	3	28
Toronto	21	15	16	26	27 T	29	11	26	23	6	10	20 T	19	19
Utah	11	17	19	13	22	*1	4	12 T	3 T	10	29	30	9	15
Washington	17	11	17	21	25 T	24	28	24	29	9	14	20 T	14	6

EASTERN CONFERENCE

	PPG	FGM/G	FG%	3FGM/G	3FG%	FT%	ORPG	DRPG	RPG	APG	SPG	TOV/G	BPG	PF/G
Atlanta	4	4	10	3	7	4	2	9	3	6	8	9	13	8
Boston	2	2	3	*1	*1	3	7	*1	*1	5	13	*1	*1	15
Brooklyn	12	12	15	5	9	14	3	7	5	9	14	7	4	9
Charlotte	15	14	14	11	11	6	14	15	15	13	11	11	12	11
Chicago	10	7	8	13	10	5	4	6	6	11	3	3	8	7
Cleveland	8	8	4	4	6	11	11	3	8	3	10	10	11	13
Detroit	14	11	13	14	13 T	7	8 T	5	7	10	15	15	10	2
Indiana	*1	*1	*1	7	2	8	10	14	13	*1	5	5 T	3	*1
Miami	13	15	11	8	4	2	13	4	12	8	7	4	15	14
Milwaukee	3	3	2	2	3	10	12	2	4	7	12	5 T	7	6
New York	7	10	9	6	5	9	*1	8	2	15	9	8	14	12
Orlando	11	13	5	15	12	13	8 T	12	11	14	2	14	5	5
Philadelphia	5	9	12	10	8	*1	5	10	9	12	*1	2	2	3
Toronto	9	6	6	12	15	15	6	13	10	2	4	12 T	9	10
Washington	6	5	7	9	13 T	12	15	11	14	4	6	12 T	6	4

WESTERN CONFERENCE

	PPG	FGM/G	FG%	3FGM/G	3FG%	FT%	ORPG	DRPG	RPG	APG	SPG	TOV/G	BPG	PF/G
Dallas	3	6	8	2	9	14	12	11	12	11	14	*1	10	11
Denver	10	2	3	14	8	13	7	7	4	2	11	2	7	12
Golden State	4	3	9	*1	6	8	3	2	*1	3	13	10	12	4
Houston	11	12	13	7	12	10	4	4	2 T	13	6	4	13	*1
LA Clippers	8	9	5	9 T	5	2	11	13	11	12	5	6 T	9	9
LA Lakers	2	4	*1	13	7	7	15	*1	10	4	10	8	8	15
Memphis	15	15	15	5	14	12	5	14	14	14	3	12	3	5
Minnesota	12	13	7	8	2	9	13	3	9	10	4	9	4	7
New Orleans	9	7	6	11	3	11	8	8	8	9	2	5	11	10
Oklahoma City	*1	*1	2	4	*1	3	14	9 T	15	7	*1	3	*1	6
Phoenix	6	8	4	12	4	4	10	5	6	8	9	11	5	13
Portland	14	14	14	15	15	5	*1	15	13	15	7	14	14	2
Sacramento	5	5	10	3	10	15	6	12	7	5	8	6 T	15	3
San Antonio	13	11	12	9 T	13	6	9	6	5	*1	12	13	2	14
Utah	7	10	11	6	11	*1	2	9 T	2 T	6	15	15	6	8

* = NBA leader | T = Tied for position