

76 GAME NOTES

PRESENTED BY 

PLAY-IN TOURNAMENT GAME #1 • HOME GAME #1

 PHILADELPHIA 76ERS vs.  MIAMI HEAT

Wednesday, April 17, 2024 • The Center • 7 P.M. ET

ESPN • 97.5 The Fanatic

DATE	OPPONENT	RESULT
10/26	at Milwaukee	L, 118-117
10/28	at Toronto	W, 114-107
10/29	vs. Portland	W, 126-98
11/2	vs. Toronto	W, 114-99
11/4	vs. Phoenix	W, 112-100
11/6	vs. Washington	W, 146-128
11/8	vs. Boston	W, 106-103
11/10	at Detroit (IST)	W, 114-106
11/12	vs. Indiana	W, 137-126
11/14	vs. Indiana (IST)	L, 132-126
11/15	vs. Boston	L, 117-107
11/17	at Atlanta (IST)	W, 126-116
11/19	at Brooklyn	W, 121-99
11/21	vs. Cleveland (IST)	L, 122-119 OT
11/22	at Minnesota	L, 112-99
11/25	at Oklahoma City	W, 127-123
11/27	vs. LA Lakers	W, 138-94
11/29	at New Orleans	L, 124-114
12/1	at Boston	L, 125-119
12/6	at Washington	W, 131-126
12/8	vs. Atlanta	W, 125-114
12/11	vs. Washington	W, 146-101
12/13	at Detroit	W, 129-111
12/15	vs. Detroit	W, 124-92
12/16	at Charlotte	W, 135-82
12/18	vs. Chicago	L, 108-104
12/20	vs. Minnesota	W, 127-113
12/22	vs. Toronto	W, 121-111
12/25	at Miami	L, 119-113
12/27	at Orlando	W, 112-92
12/29	at Houston	W, 131-127
12/30	at Chicago	L, 105-92
1/2	vs. Chicago	W, 110-97
1/5	vs. New York	L, 128-92
1/6	vs. Utah	L, 120-109
1/10	at Atlanta	L, 139-132 OT
1/12	vs. Sacramento	W, 112-93
1/15	vs. Houston	W, 124-115
1/16	vs. Denver	W, 126-121
1/19	at Orlando	W, 124-109
1/20	at Charlotte	W, 97-89
1/22	vs. San Antonio	W, 133-123
1/25	at Indiana	L, 134-122
1/27	at Denver	L, 111-105
1/29	at Portland	L, 130-104
1/30	at Golden State	L, 119-107
2/1	at Utah	W, 127-124
2/3	vs. Brooklyn	L, 136-121
2/5	vs. Dallas	L, 118-102
2/7	vs. Golden State	L, 127-104
2/9	vs. Atlanta	L, 127-121
2/10	at Washington	W, 119-113
2/12	at Cleveland	W, 123-121
2/14	vs. Miami	L, 109-104
2/22	vs. New York	L, 110-96
2/23	vs. Cleveland	W, 104-97
2/25	vs. Milwaukee	L, 119-98
2/27	at Boston	L, 117-99
3/1	vs. Charlotte	W, 121-114
3/3	at Dallas	W, 120-116
3/5	at Brooklyn	L, 112-107
3/6	vs. Memphis	L, 115-109
3/8	vs. New Orleans	L, 103-95
3/10	at New York	W, 79-73
3/12	at New York	L, 106-79
3/14	at Milwaukee	L, 114-105
3/16	vs. Charlotte	W, 109-98
3/18	vs. Miami	W, 98-91
3/20	at Phoenix	L, 115-102
3/22	at LA Lakers	L, 101-94
3/24	at LA Clippers	W, 121-107
3/25	at Sacramento	L, 108-96
3/27	vs. LA Clippers	L, 108-107
3/29	at Cleveland	L, 117-114
3/31	at Toronto	W, 135-120
4/2	vs. Oklahoma City	W, 109-105
4/4	at Miami	W, 109-105
4/6	at Memphis	W, 116-96
4/7	at San Antonio	W, 133-126 2OT
4/9	vs. Detroit	W, 120-102
4/12	vs. Orlando	W, 125-113
4/14	vs. Brooklyn	W, 107-86

LAST GAME STARTERS			2023-24 STATS			LAST GAME - 4/14 vs. BKN		
NO.	NAME	HT	PTS	REB	AST	PTS	REB	AST
9	Kelly Oubre Jr.	6' 7"	15.4	5.0	1.5	8	5	0
12	Tobias Harris	6' 8"	17.2	6.5	3.1	21	8	2
5	Mo Bamba	7' 0"	4.4	4.2	0.7	4	6	0
7	Kyle Lowry	6' 0"	8.1	3.2	4.2	0	4	8
0	Tyrese Maxey	6' 2"	25.9	3.7	6.2	26	3	3
RESERVES			2023-24 STATS			LAST GAME - 4/14 vs. BKN		
40	Nicolas Batum	6' 8"	5.3	4.1	2.1	0	5	5
16	Ricky Council IV	6' 6"	5.4	1.4	0.5	3	2	0
33	Robert Covington	6' 7"	4.4	3.3	0.8	INACTIVE		
11	Jeff Dowtin Jr.	6' 3"	4.3	1.7	2.3	2	2	1
21	Joel Embiid	7' 0"	34.7	11.0	5.6	DID NOT DRESS		
17	Buddy Hield	6' 4"	12.1	3.2	2.8	19	7	5
1	KJ Martin	6' 6"	3.7	2.2	0.9	DID NOT DRESS		
8	De'Anthony Melton	6' 3"	11.1	3.7	3.0	DID NOT DRESS		
22	Cameron Payne	6' 3"	7.4	1.5	2.6	10	2	3
44	Paul Reed	6' 9"	7.3	6.0	1.3	13	12	3





2023-24 REGULAR SEASON RECORDS				
	RECORD	HOME	ROAD	OT
OVERALL	47-35	25-16	22-19	1-2
DIVISION	8-8	4-4	4-4	
EAST	30-21	16-10	14-11	0-2
WEST	16-14	9-6	7-8	1-0
RECORD BY UNIFORM				
ASSOCIATION 	19-12	3-1	16-11	
ICON 	13-11	9-5	4-6	
STATEMENT 	9-5	7-3	2-2	
CITY 	6-7	6-7		
INJURY/STATUS REPORT				
Team Injury Report: https://official.nba.com/nba-injury-report-2023-24-season/				

TABLE OF CONTENTS			
Play-In Information & Team Notes	2-5	Milestones	14
Current Opponent & Connections	6	76ers Top-10	15
The Jo Show	7	Team Leaders	16
2023-24 Roster & Pronunciations	8	Outstanding Performers	17
How the 76ers Were Built	9	Single-Game Highs	18
Transactions	9	Quarter-by-Quarter Highs	19-20
Sixers Overall Stats	10	G League Report	20
Opponent Overall Stats	11-12	Last Time...	21-22
Starting Lineups	13	Head Coach & Player Pages	22-29

SoFi NBA PLAY-IN TOURNAMENT NOTES

What is the structure of the Play-In Tournament?

Here is an overview of the three games in each conference:

- **Seven-Eight Game (Determines No. 7 Seed):** The team with the seventh-highest winning percentage in its conference will host the team with the eighth-highest winning percentage in the same conference. The winning team will be the seventh seed in the NBA Playoffs for its conference. The losing team will still have a chance to earn the eighth seed in the NBA Playoffs for its conference.
- **Nine-Ten Game:** The team with the ninth-highest winning percentage in its conference will host the team with the 10th-highest winning percentage in the same conference. The winning team will remain in contention to earn the eighth seed in the NBA Playoffs for its conference. The losing team will be eliminated.
- **Eighth-Seed Game (Determines No. 8 Seed):** The losing team in the Seven-Eight Game in its conference will host the winning team in the Nine-Ten Game in the same conference. The winning team will be the eighth seed in the NBA Playoffs for its conference. The losing team will be eliminated.

76ERS-HEAT PREVIEW

- The winning team will earn the seventh playoff seed in the Eastern Conference and face the second-seeded New York Knicks in the first round. The losing team will host the winning team from the Nine-Ten Game in the Eastern Conference. The winning team of that final Play-In game will earn the eighth playoff seed in the Eastern Conference and face the top-seeded Boston Celtics in the first round; the losing team will be eliminated.
- **PHILADELPHIA:** Philadelphia enters its first Play-In Tournament appearance seeking its seventh consecutive playoff berth. All four regular-season games between Philadelphia and Miami were decided by seven points or fewer, including the 76ers' 109-105 victory in the most recent meeting on April 4.
- **MIAMI:** Last season, the Heat reached the Playoffs via the Play-In Tournament and became the first No. 8 seed in 24 years to make the NBA Finals.
- The teams split the regular season series with a 2-2 record, with Philadelphia going 1-1 at The Center.
- In the most recent contest between these two teams at the Kaseya Center on April 4, the 76ers defeated the Heat, 109-105. Philadelphia closed out the final 6:10 of regulation on a 15-7 run. **TYRESE MAXEY** scored a game-high 37 points on 15-of-26 shooting, as he and **JOEL EMBIID** (29 points) combined for 66 points.
- In four games against Miami this season, Maxey produced 27.3 points, 6.5 rebounds, and 8.3 assists.
- Miami's Bam Adebayo averaged 20.8 points and 13.0 rebounds in four games against Philadelphia this season.

76ERS RECENT GAMES

Philadelphia 107, Brooklyn 86 - The Center - April 14, 2024

Game Highs		
	76ers	Nets
Points	Maxey - 26	Thomas - 18
Rebounds	Reed - 12	Wilson - 9
Assists	Lowry - 8	Walker IV/Watford - 5
Steals	Reed - 2	Gilyard - 4
Blocks	Bamba/Reed - 2	Walker IV/Wilson - 2

- Philadelphia rounded out the 2023-24 regular season on an eight-game winning streak, matching its longest such streak throughout the season (Oct. 28 - Nov. 12).
- The 76ers conclude the season with a 47-35 record, representing Philadelphia's seventh consecutive winning season. This is the franchise's longest such streak since posting 12 consecutive winning seasons from 1975-87.
- Philadelphia limited Brooklyn to 86 points to finish the season 16-0 when holding the opposition to fewer than 100 points.
- **TYRESE MAXEY** produced a game-high 26 points on 10-of-20 shooting, marking his 40th game this season with at least 25 points. He is the first 76er guard with 40 games of at least 25 points since Hall of Famer **ALLEN IVERSON** registered 61 such games in 2005-06.
- Maxey finished his fourth NBA season with averages of 25.9 points, 6.2 assists, and 1.7 turnovers, joining Dallas' **KYRIE IRVING** as the only players in NBA history to average 25.0 points and 5.0 assists with fewer than 2.0 turnovers for a full campaign.
- Maxey tallied a trio of three-pointers versus Brooklyn to finish the season with 212 makes from deep. That ranks third on the franchise's single-season ledger, trailing only **JJ REDICK** (240 3FG in 2018-19) and **KYLE KORVER** (226 3FG in 2004-05).
- **TOBIAS HARRIS** recorded 21 points and eight rebounds, marking his 24th outing with at least 20 points and five rebounds this season. That is tied for second on the 76ers throughout the 2023-24 season.
- In four games played in the month of April, Harris is averaging 17.0 points on 50-percent from three.
- **BUDDY HIELD** produced 19 points, seven rebounds, and five assists, marking his second 15-5-5 game since joining the 76ers on Feb. 9.
- Hield's performance included four three-pointers, representing his 24th game this season - and eighth as a 76er - with at least four makes from deep. Hield shot 3-of-5 from beyond the arc in the third quarter, giving him 127 quarters with at least three made triples in his career (6th among active players).
- **KYLE LOWRY** logged the 7,000th assist of his career today, becoming the 21st player in NBA History to reach the 7,000-assist mark. He is one of five active players to have accomplished that feat, joining **LEBRON JAMES**, **JAMES HARDEN**, **RUSSELL WESTBROOK**, and **CHRIS PAUL**.

Philadelphia 125, Orlando 113 – The Center – April 12, 2024

Game Highs		
	76ers	Magic
Points	Embiid - 32	F. Wagner - 24
Rebounds	Embiid - 13	Banchero - 15
Assists	Embiid - 7	Banchero - 7
Steals	3 Tied - 2	Bitadze - 2
Blocks	Harris - 2	7 Tied - 1

- Philadelphia took a 125-113 win on Friday night over Orlando, extending its current winning streak to seven games.
- The victory gives the 76ers a 3-0 season series sweep of the Magic, upping Philadelphia's record to 14-1 over its last 15 games against Orlando.
- The 76ers shot 48.6-percent from beyond the arc (18-37 3FG), marking their 10th game of at least 15 threes on at least 45-percent from deep this season (7-3).
- **JOEL EMBIID** led all players with 32 points and 13 rebounds, marking the 26th time he has recorded at least 30 points and 10 rebounds in 39 appearances this season. These 26 games are tied for second in the NBA.
- Embiid added a game-high-tying seven assists to record his 18th game with at least 30 points, 10 rebounds, and five assists (4th in NBA).
- Embiid logged 13 points, seven rebounds, and five assists in the first quarter, making him one of six NBA players this season with a 10-5-5 quarter. He ended the first half with 21 points, giving him 28 halves with 20-plus points this season (4th in NBA).
- **TYRESE MAXEY** scored 28 points on 10-of-19 shooting, including a 5-of-10 mark from deep. This marked the 22nd time this season that Embiid and Maxey have both scored 25-plus points in the same game, good for the second-most by any duo in 2023-24.
- Maxey has 15 games this season with at least five made triples (T-9th).
- **KELLY OUBRE JR.** registered 21 points, giving him 19 games this season of 20-plus points. Ten of those 19 occurrences have come since the start of March, with Oubre Jr. averaging 19.6 points and 6.2 rebounds over this stretch.
- Oubre Jr. now has 13 games with at least 20 points and five rebounds this season, with Philadelphia having won each of the last five times he's tallied such numbers.

Philadelphia 120, Detroit 102 – The Center – April 9, 2024

Game Highs		
	76ers	Pistons
Points	Embiid - 37	Ivey - 25
Rebounds	Harris - 12	Duren/Metu - 11
Assists	Embiid - 8	Sasser - 5
Steals	Embiid/Payne - 3	Brown Jr. - 2
Blocks	Oubre Jr. - 3	Fournier/Rhoden - 2

- The Philadelphia 76ers swept their regular season series against the Detroit Pistons, 4-0, after a 120-102 victory on Tuesday night. This marked Philadelphia's eighth consecutive win over Detroit, tied for the franchise's third-longest against the Pistons.
- Philadelphia extended its win streak to six games, marking the team's fourth stretch this season with at least six wins (T-1st in NBA).
- **JOEL EMBIID** recorded a game-high 37 points (12-22 FG, 9-10 FT) while adding in 11 rebounds and eight assists. He has 15 games this season with at least 35 points and 10 boards, making him one of three players with at least 15 such games in 2023-24.
- Tuesday was also Embiid's 10th with at least 35 points, 10 rebounds, and five assists this season, making him one of four players with 10 such games (PHI 8-2).
- This marks the second time that Embiid has tallied 10 games of 35-10-5 (10, 2022-23).
- Embiid scored 20 first-half points on 7-of-9 shooting from the floor, marking the 27th time this season in which he's scored at least 20 points in a half (4th in NBA).
- Through four games since returning to the lineup, Embiid is averaging 30.0 points on 51.4-percent shooting and 8.3 rebounds. He is one of two NBA players since April 2 with such averages.
- **TOBIAS HARRIS** scored 15 points and collected 12 rebounds, marking his eighth game of 15 points and 10 rebounds this season.
- **KELLY OUBRE JR.** added 17 points for his sixth straight game of at least 15 points. He also blocked three shots, marking his career-best fifth contest this season with at least 15 points and three rejections.
- **BUDDY HIELD** finished with 18 points on 5-of-9 shooting from deep, marking his 12th game this season with at least five triples (third with Philadelphia).

76 GAME NOTES

PRESENTED BY 

76ERS vs. HEAT ALL-TIME SERIES & RECENT GAME-BY-GAME

	2023-24	All-Time	Streak
Overall:	2-2	67-71	PHI W2 (Last loss: 2/14/24)
Home:	1-1	42-27	PHI W1 (Last loss: 2/14/24)
Away:	1-1	25-44	PHI W1 (Last loss: 12/25/23)



2023-24 76ERS vs. HEAT REG. SEASON SCHEDULE

Dec. 25, 2023	Philadelphia 113, MIAMI 119
Feb. 14, 2024	PHILADELPHIA 104, Miami 109
Mar. 18, 2024	PHILADELPHIA 98, Miami 91
Apr. 4, 2024	Philadelphia 109, MIAMI 105

LAST SEASON vs. HEAT

Feb. 27, 2023	Philadelphia 99, Miami 101
Mar. 1, 2023	Philadelphia 118, Miami 96
Apr. 6, 2023	Philadelphia 101, Miami 129

76ERS-HEAT CONNECTIONS

Miami's **JIMMY BUTLER** played with the 76ers during the 2018-19 season following a trade from the Minnesota Timberwolves which involved Philadelphia's **ROBERT COVINGTON**... Miami's **TYLER HERRO**, **BAM ADEBAYO** and Philadelphia's **TYRESE MAXEY** played collegiately at the University of Kentucky...Heat Assistant Coach **MALIK ALLEN** played for Villanova from 1996-2000...Miami's **HAYWOOD HIGSMITH** played for Philadelphia's G League affiliate Delaware Blue Coats, appearing in 106 games averaging 11.7 points and 6.6 rebounds per game, he also appeared in five games for the 76ers during the 2018-19 season...**JOSH RICHARDSON** spent the 2019-20 season with Philadelphia and also shares the same alma mater (University of Tennessee) as the 76ers' **TOBIAS HARRIS**... Philadelphia's **KELLY OUBRE JR.** and Miami's **THOMAS BRYANT** played together on the Washington Wizards during the 2018-19 season...Philadelphia's Assistant Coach **BOBBY JACKSON** was a player development coach for the Minnesota Timberwolves when Miami's **KEVIN LOVE** was on the team for the 2013-14 season... Philadelphia's **NICOLAS BATUM** and Miami's **CALEB MARTIN** played together on the Charlotte Hornets during the 2019-20 season... Philadelphia's Kelly Oubre Jr. also played with Miami's **TERRY ROZIER** on the Charlotte Hornets throughout the 2021-23 seasons... Philadelphia's Nicolas Batum and Miami's Terry Rozier also played together in Charlotte for the 2019-20 season...Philadelphia's **KYLE LOWRY** played parts of three seasons with Miami before being traded to Charlotte earlier this season. During his tenure with the Heat, Lowry averaged 11.4 points, 4.1 rebounds, 5.8 assists and 1.1 steals per contest.

THE JO SHOW

- Joel Embiid was named a starter for the 2024 NBA All-Star Game on Jan. 25, marking the seventh career All-Star nod for Embiid. The only 76ers ever with more All-Star selections are Hall of Famers **DOLPH SCHAYES** (12), **JULIUS ERVING** (11), **HAL GREER** (10) and **ALLEN IVERSON** (eight).
- Embiid, Milwaukee's **GIANNIS ANTETOKOUNMPO**, and the Lakers' **LEBRON JAMES** are the only NBA players to be named All-Stars in each of the last seven seasons.
- On Jan. 22 the reigning NBA MVP set a 76ers franchise record, and a 2023-24 NBA high, with 70 points against the San Antonio Spurs. In the process, Embiid recorded the NBA's first-ever stat line of at least 70 points, 15 rebounds, and five assists.
- His record-setting performance made the Cameroon-native one of 10 NBA players in league history to record a 70-point game.
- Embiid did all of this in just 37 minutes played, the fewest ever in a 70-point game. He and Damian Lillard (39 minutes) are the only players in NBA history to score at least 70 points in a game while playing fewer than 40 minutes.
- Through 39 appearances this season, Embiid is averaging career highs in points (34.7), field goals made (11.5), free throws made (10.2), free throw percentage (88.3%), assists per game (5.6), and steals (1.2).
- Embiid is averaging 34.7 points in 33.6 minutes of action this season. Embiid joins Hall of Famer **WILT CHAMBERLAIN** and former teammate **JAMES HARDEN** as the only players to average a point per minute through 39 appearances.
- Embiid set a franchise-record with 22 straight games of 30-plus points from Nov. 17 to Jan. 22, representing the fifth-longest 30-point streak in league history.
- Has scored 25-plus points in 35 of his 39 games in 2023-24, including 31 games of 30-plus points (fifth in NBA).
- Embiid has tallied 12,071 career points, good for seventh on the franchise's all-time ledger. His 12,000th career point came on April 6 against Memphis.

A deep dive into Joel Embiid's Most Valuable Moments from 2022-23:

- Posted a then-career-high 59 points to go along with 11 rebounds, eight assists and a career-high-tying seven blocked shots against Utah on Nov. 13.
- On Feb. 15, became the fastest 76er ever to reach 10,000 career points.
- Set a franchise record with 10 straight 30-point games between March 2-20.
- Recorded an Eastern Conference-best 44 games with at least 30 points, the most by a 76er since Hall of Famer Allen Iverson did so during the 2005-06 season.
- Embiid averaged 10.2 first quarter points on 56.9% shooting making him the lone player in the league with such numbers.
- Tallied 50-plus points on three occasions, joining Chamberlain and Iverson as the only 76ers ever with at least three such games in a season.
- Over the course of the season, Embiid earned three Eastern Conference Player of the Month awards (December, January and March/April), as well as four Eastern Conference Player of the Week nods.
 - He is the first NBA player since 2019-20 and the first 76er ever to capture a trio of monthly honors within a single season.
 - His seven career Player of the Month honors are a 76ers record.

76ERS FRANCHISE SCORING LEADERS		
1.	Hal Greer	21,586
2.	Allen Iverson	19,931
3.	Dolph Schayes	18,438
4.	Julius Erving	18,364
5.	Charles Barkley	14,184
6.	Billy Cunningham	13,626
7.	Joel Embiid	12,071



Fresh Faces: The 76ers' 2023-24 postseason roster features 15 players. **New to the roster:** Mo Bamba, Nicolas Batum, Ricky Council IV, Robert Covington, Jeff Dowtin Jr., Buddy Hield, Kyle Lowry, KJ Martin, Kelly Oubre Jr., and Cameron Payne. **Returning 76ers:** Joel Embiid, Tobias Harris, Tyrese Maxey, De'Anthony Melton and Paul Reed.

PHILADELPHIA 76ERS 2023-24 ROSTER

No.	Name	Ht. ^	Wt.	DOB	Prior to NBA/Country	Years Pro
5	Mo Bamba	7' 0"	231	5/12/98	Texas/USA	5
40	Nicolas Batum	6' 8"	230	12/14/88	Le Mans/France	15
16	Ricky Council IV	6' 6"	207	8/3/01	Arkansas/USA	R
33	Robert Covington	6' 7"	209	12/14/90	Tennessee State/USA	10
11	Jeff Dowtin Jr.	6' 3"	177	5/10/97	Rhode Island/USA	2
21	Joel Embiid	7' 0"	280	3/16/94	Kansas/Cameroon	7
12	Tobias Harris	6' 8"	226	7/15/92	Tennessee/USA	12
17	Buddy Hield	6' 4"	220	12/17/92	Oklahoma/Bahamas	7
7	Kyle Lowry	6' 0"	196	3/25/86	Villanova/USA	17
1	KJ Martin	6' 6"	215	1/6/01	IMG Academy/USA	3
0	Tyrese Maxey	6' 2"	200	11/4/00	Kentucky/USA	3
8	De'Anthony Melton	6' 3"	200	5/28/98	USC/USA	5
9	Kelly Oubre Jr.	6' 7"	203	12/9/95	Kansas/USA	8
22	Cameron Payne	6' 3"	183	8/8/94	Murray State/USA	8
44	Paul Reed	6' 9"	210	6/14/99	DePaul/USA	3

^Per NBA guidelines, players were measured without shoes.

HEAD COACH: Nick Nurse

ASSISTANT COACHES: Bryan Gates, Bobby Jackson, Rico Hines, Matt Brase, Coby Karl, Mike Longabardi, Doug West

HEAD VIDEO COORDINATOR: John Corbacio

PLAYER DEVELOPMENT COACHES: Fabulous Flournoy, Jason Love, TJ DiLeo, Terrel Harris, Toure' Murry, Reggie Redding

ASSISTANT VIDEO COORDINATOR: Kareem Thawer

VICE PRESIDENT, ATHLETE CARE: Simon Rice

HEAD ATHLETIC TRAINER & MEDICAL SERVICES DIRECTOR: Kevin Johnson

HEAD STRENGTH AND CONDITIONING COACH: Ben Kenyon

PRONUNCIATIONS

- Nicolas (Nick-O-la) Batum (Ba-TOOM)
- Joel (jo-ELL) Embiid (em-BEAD)
- Tobias (toe-bias) Harris
- Terquavion Smith (turr-KWAY-vee-awn) Smith

HOW THE 76ERS WERE BUILT

- **Mo Bamba** (Signed as a free agent on July 9, 2023)
- **Nicolas Batum** (Acquired in a trade with the LA Clippers on Nov. 1, 2023)
- **Ricky Council IV** (Signed to standard NBA contract on April 13, 2024)
- **Robert Covington** (Acquired in a trade with the LA Clippers on Nov. 1, 2023)
- **Jeff Dowtin Jr.** (Signed to standard NBA contract on April 4, 2024)
- **Joel Embiid** (2014 NBA Draft, No. 3 overall)
- **Tobias Harris** (Re-signed as a free agent on July 10, 2019)
- **Buddy Hield** (Acquired in a trade with the Indiana Pacers on Feb. 8, 2024)
- **Kyle Lowry** (Signed as a free agent on Feb. 13, 2024)
- **KJ Martin** (Acquired in a trade with the LA Clippers on Nov. 1, 2023)
- **Tyrese Maxey** (2020 NBA Draft, No. 21 overall)
- **De'Anthony Melton** (Acquired in a trade with Memphis during the 2022 NBA Draft)
- **Kelly Oubre Jr.** (Signed as a free agent on Sept. 26, 2023)
- **Cameron Payne** (Acquired in a trade with the Milwaukee Bucks on Feb. 8, 2024)
- **Paul Reed** (2020 NBA Draft, No. 58 overall)

TRANSACTIONS

JULY 1: Signed Terquavion Smith and Ricky Council IV to two-way contracts...**JULY 9:** Signed both Mo Bamba and Patrick Beverley as free agents...**JULY 13:** Resigned Paul Reed...**JULY 17:** Signed Ažuolas Tubelis to a two-way contract and Filip Petrušev to NBA contract...**JULY 18:** Re-signed Montrezl Harrell...**AUG 13:** Signed Javonte Smart to Exhibit 10 contract...**SEPT 11:** Signed David Duke Jr. to Exhibit 10 contract...**SEPT 13:** Signed Danny Green...**SEPT 21:** Signed Marcus Bagley to Exhibit 10 contract...**SEPT 26:** Waived Marcus Bagley and signed Kelly Oubre Jr...**SEPT. 20:** Waived Ricky Council IV and David Duke Jr...**SEPT. 21:** Converted Javonte Smart to a two-way contract...**SEPT. 23:** Waived Montrezl Harrell...**OCT 25:** Waived Ažuolas Tubelis and signed Ricky Council IV to a two-way contract...**NOV. 1:** Waived Danny Green...**NOV. 1:** Acquired Nicolas Batum, Robert Covington, KJ Martin, Marcus Morris Sr., two future first-round draft picks, the right to swap first-round draft picks with LAC in 2029, and two future second-round draft picks in exchange for James Harden, P.J. Tucker, and Filip Petrušev as part of a three-team deal with the LA Clippers and Oklahoma City Thunder...**DEC. 23:** Waived Javonte Smart...**DEC. 23:** Signed Kenneth Lofton Jr. to a two-way deal...**FEB. 8:** Acquired Buddy Hield in a three-team trade with the Indiana Pacers and San Antonio Spurs including Marcus Morris Sr. and Furkan Korkmaz and three future second-round draft picks...**FEB. 8:** Traded Danuel House Jr. to the Detroit Pistons...**FEB. 8:** Acquired Cameron Payne and a 2027 second-round pick in exchange for Patrick Beverley...**FEB. 13:** Signed Kyle Lowry...**FEB. 20:** Signed Darius Bazley to 10-day contract...**MARCH 1:** Waived Kenneth Lofton Jr. ...**MARCH 2:** Signed Jeff Dowtin Jr. to a two-way contract...**MARCH 15:** Signed Kai Jones to 10-day contract...**MARCH 24:** Signed D.J. Wilson to 10-day contract...**APRIL 4:** Signed Jeff Dowtin Jr. to standard NBA contract... **APRIL 13:** Signed Ricky Council IV to standard NBA contract.

76 GAME NOTES

PRESENTED BY INTEGR8

PHILADELPHIA 76ERS 2023-24 REGULAR SEASON STATISTICS

Through April 14 (47-35)

PHILADELPHIA 76ERS

2023-24 REGULAR SEASON STATISTICS

PLAYER	G	GS	MIN	-FIELD GOALS-			-3-POINT FG--			-FREE THROWS-			--REBOUNDS--					STL	TO	BLK	PTS	AVG	
				FG	FGA	PCT	FG	FGA	PCT	FT	FTA	PCT	OFF	DEF	TOT	AST	PF						DQ
Embiid	39	39	1309	450	851	.529	54	139	.388	399	452	.883	95	335	430	219	112	1	46	150	66	1353	34.7
Maxey	70	70	2626	638	1419	.450	212	569	.373	328	378	.868	36	222	258	433	151	1	69	116	33	1816	25.9
Harris	70	70	2368	463	951	.487	91	258	.353	187	213	.878	80	373	453	217	115	0	70	93	46	1204	17.2
Oubre Jr.	68	52	2055	387	878	.441	101	325	.311	174	232	.750	94	247	341	101	194	1	77	87	47	1049	15.4
Hield (TOT)	84	42	2160	371	850	.436	219	568	.386	52	59	.881	61	208	269	236	169	2	70	103	42	1013	12.1
Hield (PHI)	32	14	824	142	333	.426	82	211	.389	24	26	.923	27	75	102	97	66	1	27	41	11	390	12.2
Melton	38	33	1023	139	360	.386	77	214	.360	66	79	.835	28	113	141	114	84	1	60	39	16	421	11.1
Lowry (TOT)	60	55	1690	163	377	.432	98	250	.392	63	75	.840	34	160	194	253	146	1	59	85	21	487	8.1
Lowry (PHI)	23	20	653	60	135	.444	36	89	.404	28	33	.848	9	56	65	106	52	1	20	32	6	184	8.0
Payne (TOT)	78	10	1304	208	481	.432	104	267	.390	58	67	.866	21	96	117	205	126	0	42	66	11	578	7.4
Payne (PHI)	31	8	602	107	259	.413	52	136	.382	21	23	.913	16	39	55	96	53	0	20	35	8	287	9.3
Reed	82	24	1590	259	480	.540	21	57	.368	61	85	.718	193	295	488	109	198	3	67	87	84	600	7.3
Morris	37	7	637	90	205	.439	36	90	.400	31	36	.861	18	91	109	26	61	0	13	19	11	247	6.7
Beverley	47	5	919	104	241	.432	35	109	.321	51	63	.810	30	115	145	144	83	0	24	49	18	294	6.3
Council	32	0	289	54	112	.482	12	32	.375	53	71	.746	14	32	46	16	17	0	8	5	1	173	5.4
Batum (TOT)	60	38	1529	116	256	.453	73	185	.395	15	21	.714	70	178	248	128	109	0	48	40	38	320	5.3
Batum (PHI)	57	38	1475	113	248	.456	71	178	.399	15	21	.714	70	171	241	123	104	0	45	39	34	312	5.5
Wilson	2	0	15	4	6	.667	2	2	1.000	0	0	---	1	1	2	2	1	0	0	0	2	10	5.0
Bamba	57	17	740	97	198	.490	25	64	.391	34	50	.680	77	161	238	41	101	0	22	39	60	253	4.4
Covington (TOT)	29	6	488	43	98	.439	19	56	.339	22	26	.846	31	66	97	24	56	0	39	11	18	127	4.4
Covington (PHI)	26	3	419	40	89	.449	17	48	.354	21	24	.875	29	60	89	17	49	0	33	11	16	118	4.5
Dowtin	12	0	142	20	36	.556	9	19	.474	3	4	.750	3	17	20	27	1	0	7	5	1	52	4.3
House Jr.	34	4	509	47	105	.448	15	50	.300	35	46	.761	16	42	58	28	45	0	15	19	5	144	4.2
Springer	32	1	377	46	118	.390	8	37	.216	28	34	.824	25	33	58	35	49	0	25	26	11	128	4.0
Martin (TOT)	60	2	747	97	181	.536	8	28	.286	22	41	.537	41	90	131	51	100	1	22	32	12	224	3.7
Martin (PHI)	58	2	715	93	171	.544	7	23	.304	21	39	.538	40	88	128	50	97	1	20	30	11	214	3.7
Smith	16	0	84	18	46	.391	13	35	.371	3	5	.600	0	4	4	12	8	0	8	7	0	52	3.3
Korkmaz	35	0	300	30	76	.395	14	40	.350	14	20	.700	4	26	30	25	17	0	14	10	3	88	2.5
Tucker	3	3	66	2	5	.400	2	5	.400	0	0	---	1	13	14	0	9	0	3	2	2	6	2.0
Lofton	2	0	9	1	6	.167	0	2	.000	0	0	---	0	3	3	0	0	0	0	2	0	2	1.0
Bazley	3	0	10	0	1	.000	0	0	---	0	0	---	0	1	1	2	0	0	0	1	0	0	0.0
Green	2	0	18	0	2	.000	0	1	.000	0	0	---	0	2	2	1	1	0	1	0	0	0	0.0
Petrusev	1	0	3	0	0	---	0	0	---	0	0	---	0	1	1	0	0	0	0	0	0	0	0.0
Smart	1	0	1	0	0	---	0	0	---	0	0	---	0	0	0	0	0	0	0	0	0	0	0.0
76ERS	82		-19780	3404	7331	.464	992	2733	.363	1597	1934	.826	906	2616	3522	2041	1668	10	694	984	492	9397	114.6
OPPONENTS	82		-19780	3322	7098	.468	979	2765	.354	1524	1926	.791	903	2742	3645	2143	1519	7	506	1201	503	9147	111.5

PLAYER	-- SINGLE-GAME HIGHS --										----- AVERAGE PER GAME -----										-CAREER HIGHS (C=SET, T=TIED THIS SEASON)-									
	MIN	REB	AST	ST	TO	BL	PTS	MIN	REB	AST	STL	TO	BLK	PTS	FG	FGA	FT	FTA	REB	AST	PTS									
Embiid	41	18	11	4	8	6	70	33.6	11.0	5.6	1.18	3.8	1.69	34.7	24C	41C	23	27	22	13	70C									
Maxey	54	10	11	4	5	3	52	37.5	3.7	6.2	0.99	1.7	0.47	25.9	20C	41C	14C	15C	10C	11C	52C									
Harris	43	13	7	4	5	3	37	33.8	6.5	3.1	1.00	1.3	0.66	17.2	15	29	13	14	20	10	39									
Oubre Jr.	48	12	6	4	5	5	32	30.2	5.0	1.5	1.13	1.3	0.69	15.4	14	27	12	17	15	7	40									
Hield (TOT)	44	11	10	4	5	3	31	25.7	3.2	2.8	0.83	1.2	0.50	12.1	15	29	9	9	12	10C	42									
Hield (PHI)	44	7	10	4	5	1	24	25.8	3.2	3.0	0.84	1.3	0.34	12.2																
Melton	41	7	8	5	4	2	30	26.9	3.7	3.0	1.58	1.0	0.42	11.1	11	19C	10T	11	11	10	33									
Lowry (TOT)	39	11	10	4	4	2	28	28.2	3.2	4.2	0.98	1.4	0.35	8.1	15	29	15	16	14	19	43									
Lowry (PHI)	38	6	10	3	3	2	23	28.4	2.8	4.6	0.87	1.4	0.26	8.0																
Payne (TOT)	38	10	7	3	4	2	24	16.7	1.5	2.6	0.54	0.8	0.14	7.4	9T	20	6T	7	10C	16	29									
Payne (PHI)	38	10	7	3	4	2	24	19.4	1.8	3.1	0.65	1.1	0.26	9.3																
Reed	42	13	5	4	4	4	30	19.4	6.0	1.3	0.82	0.8	1.02	7.3	14C	21C	5T	6	14	5C	30C									
Morris	33	9	5	2	3	2	17	17.2	2.9	0.7	0.35	0.5	0.30	6.7	13	23	12	14	14	8	38									
Beverley	38	9	11	3	4	3	26	19.6	3.1	3.1	0.51	1.0	0.38	6.3	11	19	8	8	16	12	26T									
Council	29	10	3	4	1	1	19	9.0	1.4	0.5	0.25	0.2	0.03	5.4	7C	13C	8C	8C	10C	3C	19C									
Batum (TOT)	46	11	7	4	3	3	19	25.5	4.1	2.1	0.80	0.7	0.63	5.3	13	24	13	15	18	16	35									
Batum (PHI)	46	11	7	4	3	3	19	25.9	4.2	2.2	0.79	0.7	0.60	5.5																
Wilson	14	2	2	0	0	2	10	7.7	1.0	1.0	0.00	0.0	1.00	5.0	10	20	5	6	17	5	25									
Bamba	32	11	3	2	3	4	18	13.0	4.2	0.7	0.39	0.7	1.05	4.4	12	17	8	10	18	6	32									
Covington (TOT)	37	7	3	5	2	2	18	16.8	3.3	0.8	1.34	0.4	0.62	4.4	15	24	12	13	16	9	43									
Covington (PHI)	37	7	3	5	2	2	18	16.1	3.4	0.7	1.27	0.4	0.62	4.5																
Dowtin	24	5	6	3	2	1	12	11.8	1.7	2.3	0.58	0.4	0.08	4.3	4T	9	2T	3	6	6C	12C									
House Jr.	29	5	3	3	2	1	14	15.0	1.7	0.8	0.44	0.6	0.15	4.2	10	18	9	10	12	7	23									
Springer	26	5	4	4	3	2	11	11.8	1.8	1.1	0.78	0.8	0.34	4.0	8	13	4C	4C	6C	4C	19									
Martin (TOT)	31	13	4	2	3	2	15	12.4	2.2	0.9	0.37	0.5	0.20	3.7	12	21	9	12	15	7	31									
Martin (PHI)	31	13	4	2	3	2	15	12.3	2.2	0.9	0.34	0.5	0.19	3.7																
Smith	13	1	5	3	1	0	17	5.3	0.3	0.8	0.50	0.4	0.00	3.3	6C	8C	2C	2C	1C	5C	17C									
Korkmaz	27	4	3	3	1	2	19	8.6	0.9	0.7	0.40	0.3	0.09	2.5	13	18	6	7	11	6	34									
Tucker	26	7	0	2	1	2	3	22.1	4.7	0.0	1.00	0.7	0.67	2.0	10	18	9	12	19	8	24									
Lofton	5	2	0	0	2	0	2	4.4	1.5	0.0	0.00	1.0	0.00	1.0	17	25	8	12	14	8C	42									
Bazley	4	1	1	0	1	0	0	3.3	0.3	0.7	0.00	0.3	0.00	0.0	11	25	11	13	16	6	29									
Green	14	2	1	1	0	0	0	9.2	1.0	0.5	0.50	0.0	0.00																	



76 GAME NOTES
PRESENTED BY INTEGR8

MIAMI HEAT 2023-24 REGULAR SEASON STATISTICS

Through April 14 (46-36)

MIAMI HEAT

2023-24 REGULAR SEASON STATISTICS

PLAYER	G			-FIELD GOALS-			-3-POINT FG--			-FREE THROWS-			--REBOUNDS--					PTS	AVG				
	GS	MIN		FG	FGA	PCT	FG	FGA	PCT	FT	FTA	PCT	OFF	DEF	TOT	AST	PF			DQ	STL	TO	BLK
Herro	42	40	1407	324	735	.441	132	333	.396	95	111	.856	19	203	222	188	63	0	30	93	3	875	20.8
Butler	60	60	2042	396	793	.499	60	145	.414	394	459	.858	105	213	318	298	68	0	79	102	17	1246	20.8
Rozier (TOT)	61	60	2040	442	998	.443	149	410	.363	172	198	.869	35	212	247	342	101	0	63	106	21	1205	19.8
Rozier (MIA)	31	30	975	190	449	.423	66	178	.371	63	69	.913	18	112	130	144	49	0	31	41	9	509	16.4
Adebayo	71	71	2416	530	1017	.521	15	42	.357	292	387	.755	159	578	737	278	159	0	81	162	66	1367	19.3
D. Robinson	68	36	1906	304	675	.450	187	473	.395	80	90	.889	15	158	173	192	163	2	46	95	16	875	12.9
Jaquez	75	20	2113	341	697	.489	65	202	.322	142	175	.811	82	203	285	195	167	1	77	110	20	889	11.9
Martin	64	23	1757	241	559	.431	81	232	.349	77	99	.778	74	207	281	143	126	1	47	77	29	640	10.0
Richardson	43	6	1103	154	347	.444	66	190	.347	51	54	.944	18	103	121	105	76	0	24	36	14	425	9.9
Love	55	5	924	158	359	.440	84	244	.344	85	108	.787	59	279	338	115	97	0	18	48	10	485	8.8
Lowry	37	35	1037	103	242	.426	62	161	.385	35	42	.833	25	104	129	147	94	0	39	53	15	303	8.2
Jovic	46	38	896	127	281	.452	65	163	.399	33	47	.702	25	167	192	90	82	0	25	42	14	352	7.7
Highsmith	66	26	1366	153	329	.465	76	192	.396	23	36	.639	65	145	210	70	117	0	53	34	30	405	6.1
Bryant	38	4	441	86	149	.577	4	22	.182	41	47	.872	40	101	141	23	46	0	10	21	16	217	5.7
Wright (TOT)	47	1	742	74	188	.394	25	68	.368	37	45	.822	19	67	86	119	32	0	54	14	11	210	4.5
Wright (MIA)	14	1	286	26	66	.394	11	30	.367	13	16	.813	6	21	27	37	10	0	19	3	3	76	5.4
Smith	9	0	131	15	33	.455	7	17	.412	2	2	1.000	6	8	14	14	12	0	9	5	3	39	4.3
Mills (TOT)	32	5	415	46	131	.351	24	87	.276	11	11	1.000	9	26	35	34	32	0	20	16	1	127	4.0
Mills (MIA)	13	5	213	27	80	.338	11	53	.208	11	11	1.000	4	11	15	20	15	0	11	8	0	76	5.8
Cain	26	1	259	34	79	.430	11	31	.355	18	23	.783	15	22	37	10	22	0	10	8	5	97	3.7
O. Robinson	36	7	304	36	72	.500	8	15	.533	19	25	.760	28	56	84	34	35	0	7	18	8	99	2.8
Swider	18	0	87	15	38	.395	10	30	.333	2	2	1.000	1	6	7	5	4	0	1	8	1	42	2.3
Hampton	8	2	76	4	14	.286	1	8	.125	1	2	.500	2	4	6	8	8	0	0	3	0	10	1.3
Williams	7	0	16	2	8	.250	0	4	.000	1	1	1.000	0	1	1	0	2	0	0	2	1	5	0.7
HEAT	82		-19755	3266	7022	.465	1022	2765	.370	1478	1806	.818	766	2702	3468	2116	1415	4	617	1038	280	9032	110.1
OPPONENTS	82		-19755	3297	7056	.467	1064	3018	.353	1230	1577	.780	757	2750	3507	2173	1550	9	543	1126	388	8888	108.4

PLAYER	-- SINGLE-GAME HIGHS --							----- AVERAGE PER GAME -----							-CAREER HIGHS (C=SET, T=TIED THIS SEASON) -						
	MIN	REB	AST	ST	TO	BL	PTS	MIN	REB	AST	STL	TO	BLK	PTS	FG	FGA	FT	FTA	REB	AST	PTS
Herro	48	11	9	3	6	1	35	33.5	5.3	4.5	0.71	2.2	0.07	20.8	13T	28	12	16	15	11	41
Butler	44	13	11	4	6	3	37	34.0	5.3	5.0	1.32	1.7	0.28	20.8	15	33	23	25	18	15	53
Rozier (TOT)	44	9	13	4	5	2	42	33.4	4.0	5.6	1.03	1.7	0.34	19.8	16	32	12C	12T	11	13C	43
Rozier (MIA)	40	8	11	4	3	2	34	31.5	4.2	4.6	1.00	1.3	0.29	16.4							
Adebayo	48	20	11	5	6	6	31	34.0	10.4	3.9	1.14	2.3	0.93	19.3	15	27C	14T	20C	21	11T	41
D. Robinson	41	8	11	3	6	2	30	28.0	2.5	2.8	0.68	1.4	0.24	12.9	12	19C	7T	9	10	11C	34
Jaquez	39	10	9	4	6	2	31	28.2	3.8	2.6	1.03	1.5	0.27	11.9	12C	17C	9C	10C	10C	9C	31C
Martin	40	12	6	4	4	3	24	27.4	4.4	2.2	0.73	1.2	0.45	10.0	10	18C	8	8T	12C	6C	28
Richardson	37	8	7	2	4	2	24	25.6	2.8	2.4	0.56	0.8	0.33	9.9	14	22	10	10	10	10	37
Love	28	16	6	2	3	2	22	16.8	6.1	2.1	0.33	0.9	0.18	8.8	16	31	19	24	31	10	51
Lowry	39	11	9	4	4	2	28	28.0	3.5	4.0	1.05	1.4	0.41	8.2	15	29	15	16	14	19	43
Jovic	40	11	6	3	3	2	24	19.5	4.2	2.0	0.54	0.9	0.30	7.7	9C	18C	9	10	11C	6C	24C
Highsmith	36	10	5	5	4	3	20	20.7	3.2	1.1	0.80	0.5	0.45	6.1	7T	17	5C	7C	14	5C	20C
Bryant	24	12	3	2	2	2	26	11.6	3.7	0.6	0.26	0.6	0.42	5.7	14	20	10	10	19	6	31
Wright (TOT)	35	6	9	5	3	1	18	15.8	1.8	2.5	1.15	0.3	0.23	4.5	10	19	8T	12	13	14	28
Wright (MIA)	35	4	5	4	1	1	13	20.4	1.9	2.6	1.36	0.2	0.21	5.4							
Smith	28	4	4	3	2	1	12	14.5	1.6	1.6	1.00	0.6	0.33	4.3	7	13	2T	2T	4T	5	17
Mills (TOT)	28	3	4	3	2	1	17	13.0	1.1	1.1	0.63	0.5	0.03	4.0	14	26	8	9	10	12	34
Mills (MIA)	28	3	4	3	2	0	17	16.4	1.2	1.5	0.85	0.6	0.00	5.8							
Cain	35	6	3	2	1	1	18	10.0	1.4	0.4	0.38	0.3	0.19	3.7	7C	14C	5	5	7	3T	18T
O. Robinson	33	12	7	3	3	2	16	8.4	2.3	0.9	0.19	0.5	0.22	2.8	7T	11C	5	6	12C	7C	16C
Swider	20	2	2	1	3	1	14	4.8	0.4	0.3	0.06	0.4	0.06	2.3	5C	8C	2C	2C	5	3	14C
Hampton	25	2	4	0	1	0	7	9.5	0.8	1.0	0.00	0.4	0.00	1.3	9	16	5	7	11	10	27
Williams	6	1	0	0	1	1	3	2.2	0.1	0.0	0.00	0.3	0.14	0.7	1C	2C	1C	1C	1T	0	3C
HEAT	58	59	41	17	23	11	142	240.9	42.3	25.8	7.52	12.7	3.41	110.1	56	113	47	61	69	41C	149
OPPONENTS	58	59	36	13	24	13	144	240.9	42.8	26.5	6.62	13.7	4.73	108.4	59	115	47	57	69	42	148



PRESENTED BY  INTEGR8

2023-24 76ERS STARTING LINEUPS

1)	Harris	Tucker	Embiid	Melton	Maxey	2-1
2)	Oubre Jr.	Harris	Embiid	Melton	Maxey	6-0
3)	Batum	Harris	Embiid	Melton	Maxey	10-2
4)	Covington	Harris	Embiid	Melton	Maxey	1-2
5)	Batum	Harris	Morris Sr.	Melton	Maxey	0-2
6)	Harris	Morris Sr.	Reed	Melton	Beverley	0-1
7)	Morris Sr.	Harris	Embiid	Oubre Jr.	Maxey	1-0
8)	Oubre Jr.	Harris	Reed	Melton	Maxey	2-2
9)	Batum	Harris	Embiid	Oubre Jr.	Maxey	6-1
10)	Batum	Morris Sr.	Reed	Oubre Jr.	Maxey	0-1
11)	Batum	Harris	Reed	Melton	Maxey	1-1
12)	Oubre Jr.	Batum	Embiid	Beverley	Maxey	0-1
13)	Batum	Morris Sr.	Reed	Oubre Jr.	Beverley	0-1
14)	Batum	Harris	Reed	Oubre Jr.	Beverley	0-1
15)	House Jr.	Harris	Embiid	Oubre Jr.	Beverley	0-1
16)	House Jr.	Harris	Reed	Oubre Jr.	Maxey	1-1
17)	House Jr.	Morris Sr.	Reed	Oubre Jr.	Maxey	0-1
18)	Oubre Jr.	Harris	Reed	Springer	Maxey	0-1
19)	Hield	Harris	Reed	Oubre Jr.	Payne	0-1
20)	Oubre Jr.	Harris	Reed	Hield	Maxey	2-1
21)	Oubre Jr.	Martin	Reed	Hield	Maxey	1-1
22)	Batum	Harris	Reed	Hield	Maxey	1-1
23)	Hield	Harris	Bamba	Lowry	Maxey	2-0
24)	Hield	Harris	Bamba	Payne	Lowry	0-1
25)	Batum	Harris	Reed	Hield	Payne	0-1
26)	Oubre Jr.	Harris	Bamba	Hield	Lowry	0-1
27)	Oubre Jr.	Harris	Bamba	Lowry	Payne	2-0
28)	Oubre Jr.	Harris	Bamba	Lowry	Maxey	1-5*
29)	Oubre Jr.	Batum	Bamba	Lowry	Maxey	2-1
30)	Oubre Jr.	Harris	Bamba	Hield	Maxey	1-0
31)	Batum	Harris	Bamba	Lowry	Maxey	0-1
32)	Oubre Jr.	Harris	Embiid	Lowry	Payne	1-0
33)	Oubre Jr.	Batum	Embiid	Lowry	Maxey	2-0
34)	Batum	Oubre Jr.	Reed	Payne	Maxey	1-0
35)	Batum	Harris	Embiid	Oubre Jr.	Payne	1-0
36)	Oubre Jr.	Harris	Embiid	Lowry	Maxey	1-0

*Most recent starting lineup



PRESENTED BY  INTEGR8

2023-24 76ERS MILESTONE TRACKER (REGULAR SEASON)

Player	Milestone	Needed
Nicolas Batum	1,000 Steals	24
Mo Bamba	500 Blocks	73
Robert Covington	1,000 Steals	61
Joel Embiid	500 Three-Pointers Made	Accomplished 4/6/24 at MEM
Joel Embiid	4,500 Rebounds	Accomplished 11/12/23 vs. IND
Tobias Harris	15,000 Points	439
Tobias Harris	100 Blocks	20
Buddy Hield	200 Blocks	Accomplished 3/18/24 vs. MIA
Buddy Hield	2,000 Made Three-Pointers	81
Buddy Hield	10,000 Points	233
Kyle Lowry	1,500 Steals	35
Kyle Lowry	5,000 Rebounds	111
Tyrese Maxey	1,000 Assists	Accomplished 3/12/24 at NYK
Tyrese Maxey	500 Three-Pointers Made	Accomplished 3/16/24 vs. CHO
Tyrese Maxey	500 Made Free Throws	Accomplished 11/15/23 vs. BOS
De'Anthony Melton	500 Three-Pointers Made	Accomplished 12/6/23 at WAS
De'Anthony Melton	500 Steals	5
Kelly Oubre Jr.	1,000 Three-Pointers Made	92
Paul Reed	500 Points	Accomplished 10/29/23 vs. POR
Paul Reed	100 Steals	Accomplished 12/18/23 vs. CHI
Paul Reed	100 Blocks	Accomplished 12/30/23 at CHI



76 GAME NOTES
PRESENTED BY INTEGR8

2023-24 76ERS REGULAR SEASON TOP-10 RANKS					
STAT	LEAGUE RANK		PLAYER	STAT	LEAGUE RANK
FTM/G	1 st (19.6)		Joel Embiid	FTM/G	1 st (10.2)
STL/G	1 st (8.5)		Joel Embiid	FGM/G	1 st (11.5)
TOT FTM	1 st (1,586)		Joel Embiid	TOT FTM	10 th (399)
TOT STL	1 st (686)		Joel Embiid	Triple-doubles	T-10 th (2)
TOV/G	2 nd (12.0)		Kyle Lowry	Charges Drawn/G	3 rd (0.32)
TOT TOV	2 nd (970)		Kyle Lowry	TOT Charges Drawn	T-6 th (19)
TOV%	2 nd (12.1)		Kyle Lowry	Charges Drawn/36	9 th (0.41)
OPP PTS Off TOV	2 nd (14.3)		Tyrese Maxey	MIN/G	2 nd (37.6)
FT%	2 nd (82.6)		Tyrese Maxey	Assist/TOV	9 th (3.78)
OPP TOV%	4 th (14.9)		Paul Reed	Loose Balls Recovered/36	T-3 rd (1.5)
2 nd Chance Points/G	6 th (15.0)		Paul Reed	OREB%	T-9 th (11.6)
BLK/G	7 th (6.0)		Paul Reed	DFL/36	6 th (3.8)
FB PTS	7 th (15.6)				
TOT BLKS	7 th (486)				
Assist/TOV	7 th (2.07)				
OREB/G	9 th (11.0)				
TOT OREB	9 th (893)				
NET Rating	10 th (2.9)				



76 GAME NOTES
PRESENTED BY INTEGR8

Reflected in the below chart is how many times each 76er has led the team in points, rebounds, assists, steals or blocks in a single game this season. Within the parentheses are instances of ties in the corresponding category. For example, Embiid: 2 (1) means that Joel has led the team in blocks twice and in one of those games he was tied with another player for the team high.

2023-24 TEAM LEADERS					
PLAYER	PTS	REBS	AST	STL	BLK
Bamba		6 (3)		3 (3)	16 (11)
Batum		3 (1)	1 (1)	11 (7)	11 (9)
Bazley					
Beverley	1	1	5	4 (4)	9 (6)
Council IV	1	1		2 (1)	1 (1)
Covington		1	1	6 (3)	5 (5)
Dowtin Jr.			1	1 (1)	
Embiid	32 (2)	33 (1)	15 (3)	12 (7)	22 (12)
Harden					
Harris	6 (2)	14 (4)	7 (3)	11 (7)	11 (6)
Hield	1 (1)		2	4 (2)	3 (3)
House Jr.				3 (2)	
Korkmaz			1	1 (1)	2 (2)
Lofton Jr.					
Lowry	1		8 (1)	6 (6)	1 (1)
Martin		2 (1)	1	1 (1)	4 (4)
Maxey	31 (5)	1	42 (8)	13 (10)	7 (7)
Melton	1 (1)	1 (1)	1	13 (7)	7 (6)
Morris Sr.	1 (1)	3 (1)			4 (3)
Oubre Jr.	11 (1)	5 (3)	2 (1)	16 (11)	13 (9)
Payne		1	2	3 (2)	4 (4)
Petrušev					
Reed	1	18 (6)	2 (1)	15 (11)	27 (15)
Smart					
Smith			1 (1)	2 (2)	
Springer				5 (3)	3 (2)
Tucker		1 (1)		1 (1)	
Wilson					1



76 GAME NOTES
PRESENTED BY INTEGR8

Represented in the chart below is each time a 76er reached one of the listed plateaus in a single game this season.

2023-24 OUTSTANDING PERFORMERS									
PLAYER	10+ PTS	20+ PTS	30+ PTS	10+ REBS	10+ AST	3+ STL	3+ BLK	DBL-DBL	TRP-DBL
Bamba	6			2			8	1	
Batum	7			1		5	2		
Bazley									
Beverley	11	1			1			1	
Council IV	8			1		1		1	
Covington	3					4			
Dowtin Jr.	3					1			
Embiid	39	38	31	29	3	5	8	30	2
Harden									
Harris	59	26	4	9		10	3	9	
Hield	19	4			1	2		1	
House Jr.	4					1			
Korkmaz	3								
Lofton Jr.									
Lowry	7	1			2			2	
Martin	6			1				1	
Maxey	66	55	22	1	8	8	1	9	
Melton	22	4	1			8			
Morris Sr.	11								
Oubre Jr.	50	19	2	4		7	4	4	
Payne	13	3		1		1		1	
Petrušev									
Reed	23	1	1	8		5	5	7	
Smart									
Smith	1					1			
Springer	3					2			
Tucker									
Wilson	1								

2023-24 INDIVIDUAL & OPPONENT SINGLE-GAME HIGHS


	INDIVIDUAL	INDIVIDUAL OPPONENT	76ERS	OPPOSING TEAM
MIN	53:57, Tyrese Maxey at SAS 4/7/24 2OT	48:36, Tre Jones at SAS 4/7/24 2OT	290:00, at SAS 4/7/24 2OT	290:00, at SAS 4/7/24 2OT
FG	24, Joel Embiid vs. SAS 1/22/24	14, Luka Doncic at DAL 3/3/24 14, Cam Thomas vs. BKN 2/3/24	53, at CHA 12/16/23 53, vs. IND 11/12/23	53, at IND 1/25/24
FGA	41, Tyrese Maxey at SAS 4/7/24 2OT 41, Joel Embiid vs. SAS 1/22/24	27, Luka Doncic at DAL 3/3/24	114, at SAS 4/7/24 2OT	104, vs. ATL 12/8/23
3FG	7, Tyrese Maxey at UTA 2/1/24 7, Tyrese Maxey vs. IND 11/12/23 7, Tyrese Maxey at TOR 10/28/23	9, Grayson Allen at PHO 3/20/24	24, at TOR 3/31/24	20, vs. BKN 2/3/24
3FGA	14, Tyrese Maxey at MIA 4/4/24	15, Grayson Allen at PHO 3/20/24	46, vs. MIL 2/25/24 46, vs. WAS 12/11/23 46, vs. LAL 11/27/23	51, vs. BKN 2/3/24
FT	21, Joel Embiid vs. SAS 1/22/24	17, Damian Lillard at MIL 10/26/23	37, at OKC 11/25/23	34, at BOS 2/27/24
FTA	23, Joel Embiid vs. SAS 1/22/24	18, Giannis Antetokounmpo at MIL 3/14/24	45, at OKC 11/25/23	42, at ATL 1/10/24 OT
OREB	9, Joel Embiid vs. SAS 1/22/24	11, Nikola Jokic vs. DEN 1/16/24	23, vs. IND 11/12/23	23, vs. SAC 1/12/24 23, vs. ATL 12/8/23
DREB	15, Joel Embiid vs. CHI 1/2/24 15, Joel Embiid at CHA 12/16/23	20, Andre Drummond at CHI 12/30/23	44, vs. BOS 11/8/23	47, at BOS 2/27/24
REBS	18, Joel Embiid vs. SAS 1/22/24	23, Andre Drummond at CHI 12/30/23	56, vs. BOS 11/8/23	59, at SAS 4/7/24 2OT
AST	11, Tyrese Maxey at MIA 4/4/24 11, Tyrese Maxey at CLE 3/29/24 11, Patrick Beverley at DEN 1/27/24 11, Joel Embiid vs. LAL 11/27/23 11, Tyrese Maxey at DET 11/10/23 11, Tyrese Maxey vs. WAS 11/6/23	17, Tyrese Haliburton vs. IND 11/12/23	38, vs. CHO 3/1/24	39, at WAS 12/6/23
STL	5, De'Anthony Melton vs. WAS 12/11/23 5, Robert Covington at BOS 12/1/23	4, Tre Mann vs. CHO 3/16/24 4, Jevon Carter vs. CHI 1/2/24 4, DeMar DeRozan vs. CHI 12/18/23 4, Jaylen Brown at BOS 12/1/23 4, Jabari Walker vs. POR 10/29/23	17, vs. DET 12/15/23	11, vs. NYK 2/22/24 11, at NOP 11/29/23 11, vs. PHX 11/4/23
BLK	6, Joel Embiid vs. POR 10/29/23	7, Victor Wembanyama at SAS 4/7/24 2OT	17, vs. POR 10/29/23	12, at PHO 3/20/24 12, vs. PHO 11/4/23
TO	8, Joel Embiid at MEM 4/6/24 8, Joel Embiid at GSW 1/30/24	8, LeBron James at LAL 3/22/24	21, at NOP 11/29/23	25, at SAS 4/7/24 2OT
PTS	70, Joel Embiid vs. SAS 1/22/24	40, Cam Thomas vs. BKN 2/3/24	146, vs. WAS 12/11/23 146, vs. WAS 11/6/23	139, at ATL 1/10/24 OT



76 GAME NOTES
PRESENTED BY INTEGR8

2023-24 QUARTER-BY-QUARTER HIGHS		
76ERS		OPPONENT
	FIRST QUARTER	
24, Joel Embiid vs. SAS 1/22/24	POINTS	17, Keegan Murray at SAC 3/25/24
9, Joel Embiid at CHA 12/16/23	REBOUNDS	9, Anthony Davis at LAL 3/22/24 9, Andre Drummond at CHI 12/30/23
6, Patrick Beverley at DEN 1/27/24	ASSISTS	5, Luka Doncic at DAL 3/3/24 5, Jayson Tatum at BOS 2/27/24 5, Caris LeVert vs. CLE 2/12/24 5, Jalen Johnson vs. ATL 2/9/24 5, Pascal Siakam at IND 1/25/24
	SECOND QUARTER	
19, Tyrese Maxey at HOU 12/29/23	POINTS	19, Bojan Bogdanovic vs. NYK 2/22/24
7, Joel Embiid at MEM 4/6/24 7, Paul Reed vs. MIA 2/14/24	REBOUNDS	8, Kevin Love at MIA 4/4/24
6, Tyrese Maxey vs. WAS 11/6/23	ASSISTS	7, James Harden at LAC 3/24/24
	FIRST HALF	
34, Joel Embiid vs. SAS 1/22/24	POINTS	21, Jalen Brunson vs. NYK 1/5/24 21, Damian Lillard at MIL 10/26/23
11, Joel Embiid at DET 11/10/23	REBOUNDS	12, Nic Claxton vs. BKN 2/3/24
8, Tyrese Maxey at CLE 2/12/24 8, Patrick Beverley at DEN 1/27/24 8, Tyrese Maxey at BKN 11/19/23	ASSISTS	8, James Harden at LAC 3/24/24 8, Devin Booker at PHO 3/20/24 8, Josh Hart at NYK 3/12/24 8, Trae Young vs. ATL 2/9/24 8, Trae Young at ATL 1/10/24 OT 8, Deni Avdija at WAS 12/6/23
	THIRD QUARTER	
29, Joel Embiid vs. WAS 11/6/23	POINTS	21, Cam Thomas vs. BKN 2/3/24
7, Joel Embiid vs. CHI 1/2/24 7, Joel Embiid vs. LAL 11/27/23	REBOUNDS	7, Jayson Tatum vs. BOS 11/8/23
5, Tyrese Maxey at MIN 11/22/23	ASSISTS	9, Tyrese Haliburton vs. IND 11/12/23
	FOURTH QUARTER	
18, Tyrese Maxey at SAS 4/7/24 2OT	POINTS	20, Scoot Henderson at POR 1/30/24
8, KJ Martin at PHO 3/20/24	REBOUNDS	7, Jake LaRavia vs. MEM 3/6/24 7, Clint Capela vs. ATL 12/8/23
5, Tyrese Maxey at CLE 3/29/24 5, Terquavion Smith at IND 1/25/24	ASSISTS	6, Tyrese Haliburton vs. IND 11/14/23
	SECOND HALF	
36, Joel Embiid vs. SAS 1/22/24	POINTS	28, Cam Thomas vs. BKN 2/3/24
10, KJ Martin at PHO 3/20/24	REBOUNDS	12, Andre Drummond at CHI 12/30/23
9, Tyrese Maxey at CLE 3/29/24	ASSISTS	13, Tyrese Haliburton vs. IND 11/12/23
	OVERTIME	
5, Ricky Council IV at SAS 4/7/24 2OT	POINTS	7, Jalen Johnson at ATL 1/10/24 OT
3, Joel Embiid vs. CLE 11/21/23 OT	REBOUNDS	3, Victor Wembanyama at SAS 4/7/24 2OT 3, Onyeka Okongwu at ATL 1/10/24 OT 3, Jarrett Allen vs. CLE 11/21/23 OT
3, Tyrese Maxey vs. CLE 11/21/23 OT	ASSISTS	2, Devonte' Graham at SAS 4/7/24 2OT

2023-24 QUARTER-BY-QUARTER TEAM HIGHS		
76ERS		OPPONENT
	FIRST QUARTER	
43, vs. CHI 1/2/24 43, vs. WAS 12/11/23	POINTS	44, at BOS 12/1/23
19, at DET 12/13/23	REBOUNDS	21, at PHO 3/20/24
13, vs. CHI 1/2/24	ASSISTS	13, vs. BKN 2/3/24
	SECOND QUARTER	
42, vs. DEN 1/16/24 42, vs. WAS 11/6/23	POINTS	45, vs. ATL 12/8/23
18, vs. BOS 11/8/23	REBOUNDS	20, at SAS 4/7/24 2OT
15, vs. WAS 11/6/23	ASSISTS	13, at WAS 12/6/23
	FIRST HALF	
78, vs. DEN 1/16/24	POINTS	78, vs. DEN 1/16/24
33, vs. LAC 3/27/24	REBOUNDS	34, at PHO 3/20/24
21, vs. WAS 11/6/23	ASSISTS	22, vs. ATL 2/9/24 22, at WAS 12/6/23
	THIRD QUARTER	
45, vs. WAS 11/6/23	POINTS	43, vs. GSW 2/7/24
16, vs. DAL 2/5/24 16, at OKC 11/25/23 16, vs. BOS 11/6/23	REBOUNDS	17, vs. UTA 1/6/24 17, at BOS 12/1/23
11, at WAS 12/6/23 11, vs. WAS 11/6/23	ASSISTS	11, vs. IND 11/12/23
	FOURTH QUARTER	
41, at HOU 12/29/23	POINTS	41, vs. DAL 2/5/24 41, at OKC 11/25/23
17, vs. LAL 11/27/23 17, vs. IND 11/12/23	REBOUNDS	19, vs. MEM 3/6/24 19, at DEN 1/27/24
11, at NOP 11/29/23	ASSISTS	14, vs. DAL 2/5/24
	SECOND HALF	
72, vs. IND 11/14/23	POINTS	79, vs. GSW 2/7/24
30, vs. DET 12/15/23 30, vs. LAL 11/27/23 30, vs. IND 11/12/23	REBOUNDS	34, vs. MEM 3/6/24
19, at WAS 12/6/23	ASSISTS	19, at PHO 3/20/24
	OVERTIME	
12, at SAS 4/7/24 2OT	POINTS	14, at ATL 1/10/24 OT
5, at SAS 4/7/24 2OT 5, at ATL 1/10/24 OT	REBOUNDS	7, at ATL 1/10/24 OT 7, vs. CLE 11/21/23 OT
4 at SAS 4/7/24 2OT	ASSISTS	4, vs. CLE 11/21/23 OT

2023-24 DELAWARE BLUE COATS (NBA G LEAGUE)	
	REGULAR SEASON RECORD: 19-15
	Last Game: L, 112-119 at Maine
	TEAM LEADERS: PTS/G: Terquavion Smith (23.1) REB/G: Melvin Frazier Jr. (7.4) AST/G: Jeff Downtin Jr. (5.4)



76 GAME NOTES
PRESENTED BY INTEGR8

LAST TIME A 76ER OR AN OPPONENT INDIVIDUAL HAD (REG. SEASON)...		
	76ERS	OPPONENTS
40-49 points	Joel Embiid (1/16/24 vs. DEN) - 41	Cam Thomas (2/3/24 vs. BKN) - 40
50+ points	Tyrese Maxey (4/4/24 at SAS) - 52	Bradley Beal (1/6/21 vs. WAS) - 60
15-19 rebounds	Joel Embiid (1/22/24 vs. SAS) - 18	Paolo Banchero (4/12/24 vs. ORL) - 15
20+ rebounds	Joel Embiid (4/9/22 vs. IND) - 20	Andre Drummond (12/30/23 at CHI) - 23
25+ rebounds	Andre Drummond (11/8/21 vs. NYK) - 25	Dwight Howard (4/15/06 vs. ORL) - 26
10+ offensive rebounds	Andre Drummond (1/31/22 vs. MEM) - 10 (OT)	Nikola Jokic (1/16/24 vs. DEN) - 11
15+ defensive rebounds	Joel Embiid (1/2/24 vs. CHI) - 15	Victor Wembanyama (4/7/24 at SAS) - 15
5+ blocks	Kelly Oubre Jr. (3/18/24 vs. MIA) - 5	Victor Wembanyama (4/7/24 at SAS) - 7
10+ blocks	Dikembe Mutombo (12/1/01 at CHI) - 10	Joakim Noah (2/28/13 vs. CHI) - 11
5+ steals	De'Anthony Melton (12/11/23 vs. WAS) - 5	Seth Curry (3/10/22 vs. BKN) - 5
10+ steals	N/A	Michael Finley (1/23/01 vs. DAL) - 10
15+ assists	Shake Milton (4/7/23 at ATL) - 16	Tyrese Haliburton (11/14/23 vs. IND) - 15
20+ assists	James Harden (3/6/23 at IND) - 20	Trae Young (4/7/23 at ATL) - 20
15+ field goals made	Tyrese Maxey (4/7/24 at SAS) - 19	Cam Thomas (4/9/23 at BKN) - 16
20+ field goals made	Joel Embiid (1/22/24 vs. SAS) - 24	Bradley Beal (1/6/21 vs. WAS) - 20
30+ field goals made	Wilt Chamberlain (12/16/67 at CHI) - 30	N/A
6+ 3-pointers made	Kelly Oubre Jr./Cam Payne (3/31/24 at TOR) - 6	Terry Rozier (4/4/24 at MIA) - 6
8+ 3-pointers made	De'Anthony Melton (12/9/22 vs. LAL OT) - 8	Grayson Allen (3/20/24 at PHO) - 9
15+ free throws made	Joel Embiid (1/22/24 vs. SAS) - 21	Damian Lillard (10/26/23 at MIL) - 17
15+ free throws attempted	Joel Embiid (1/22/24 vs. SAS) - 23	Giannis Antetokounmpo (3/14/24 at MIL) - 18
10+ turnovers	Ben Simmons (10/30/18 at TOR) - 11	Derrick Rose (3/28/11 vs. CHI) - 10
Triple-Double	Joel Embiid (1/2/24 vs. CHI) - 31 PTS, 15 REB, 10 AST	Domantas Sabonis (3/25/24 at SAC) - 11 PTS, 13 REB, 10 AST
20/20 Game (PTS/REBS)	Joel Embiid (4/9/22 vs. IND) - 41 PTS, 20 REBS	Giannis Antetokounmpo (2/6/20 at MIL) - 36 PTS, 20 REBS
30/20 Game (PTS/REBS)	Joel Embiid (4/9/22 vs. IND) - 41 PTS, 20 REBS	Giannis Antetokounmpo (2/6/20 at MIL) - 36 PTS, 20 REBS
20/15 Game (PTS/ASTS)	James Harden (1/12/23 vs. OKC) - 24 PTS, 15 ASTS	Tyrese Haliburton (11/14/23 vs. IND) - 33 PTS, 15 ASTS
Win/Loss at Buzzer	Joel Embiid (3/10/23 vs. POR) - FINAL: 120-119	Eric Gordon (10/25/17 vs. HOU) - FINAL: 105-104

LAST TIME THE 76ERS (REG. SEASON)...	
Won by 20-29 pts	4/14/24 vs. BKN - 107-86
Won by 30+	12/16/23 at CHA - 135-82
Lost by 20-29 pts	2/25/24 vs. MIL - 119-98
Lost by 30+	1/5/24 vs. NYK - 128-92
Won 5+ straight	3/31/24 - 4/14/24 - W8
Won 10+ straight	3/15/18 - 4/11/18 - W16
Lost 5+ straight	11/8/21 - 11/16/21 - L5
Lost 10+ straight	3/29/17 - 10/21/17 - L11
Scored 40+ in a quarter	4/12/24 vs. ORL - 40 in 1Q
Came back from 20+ pts to win	3/10/23 vs. POR - Down 21 FINAL: 120-119

HEAD COACH NICK NURSE



Nick Nurse was named the 26th head coach in 76ers franchise history on June 1, 2023, and joined the club after 10 total seasons (five as an assistant and five as head coach) with the Toronto Raptors. His teams have posted a .610 postseason winning percentage, making him one of three active coaches with such a mark.

#5 MO BAMBA - 7-0 / 231 - Texas / USA - 5/12/98 - 5 Years Pro



LAST FIVE GAMES																		
Opponent	Date	W/L	MP	FG	FGA	3FG	3FGA	FT	FTA	OR	DR	TOT	AST	PF	STL	TO	BLK	PTS
vs. BKN	4/14	W	18	2	3	0	1	0	0	2	4	6	0	1	0	0	2	4
vs. ORL	4/12	W	1	0	0	0	0	0	0	0	0	0	0	0	0	0	0	0
vs. DET	4/9	W	3	0	1	0	0	2	2	0	1	1	0	1	0	0	1	2
at SAS	4/7	W	15	1	6	1	3	0	0	1	6	7	1	4	0	0	2	3
at MEM	4/6	W	DND - ILLNESS															

PTS	23-24 Highs 18, at MIA 12/25/23	Career Highs 32, at PHI 1/19/22	OR	23-24 Highs 5 (2), at SAC 3/25/24	Career Highs 7 (2), vs. CHA 11/14/22
FGM	7, at MIA 12/25/23	12, at PHI 1/19/22	DR	8 (3), vs. LAC 3/27/24	15, at TOR 10/29/21
FGA	9, vs. UTA 1/6/24	17, at PHI 1/19/22	TR	10, vs. DAL 2/5/24	18 (2), vs. TOR 11/29/21
3FG	3, at MIA 12/25/23	7, at PHI 1/19/22	AST	3 (2), vs. CLE 2/23/24	6, vs. TOR 4/1/22
3FGA	4, at BOS 12/1/23	9, at PHI 1/19/22	STL	2 (4), at PHO 3/20/24	3 (2), vs. BOS 11/15/21
FTM	4, at DAL 3/3/24	8, vs. BOS 5/5/21	BLK	4 (2), vs. SAC 1/12/24	6 (2), vs. CLE 4/5/22
FTA	4 (2), at DAL 3/3/24	10, vs. BOS 5/5/21	MIN	25:31, at MIA 12/25/23	39:26, at TOR 10/29/21

PRO CAREER ENTERING 2023-24 REG. SEASON: Has appeared in 275 NBA regular season games (82 starts) during his six-year career with the Orlando Magic and Los Angeles Lakers and has averaged 7.5 points, 5.8 rebounds, 1.3 blocks and 18.0 minutes while shooting 47.6% from the floor, 35.9% from three-point range and 68.11% from the foul line.

PERSONAL: Mohamed Bamba was born on May 12, 1998, in New York City, New York. He is a forward/center in the NBA. He is the son of proud parents Lancine Bamba and Aminata Johnson, who relocated from the Ivory Coast. Mohamed's ancestors were born and brought up in Mali. His older sibling, Sidiki Johnson, engaged in college basketball at Arizona, Providence, and Wabash Valley. An additional member of his household, separated brother Ibrahim Johnson, also played university basketball at numerous universities. Counting both Farmingdale State and Montevallo. Talking about his academic records he attended Cardigan Mountain School located in Canaan, New Hampshire. After graduating from the Mountain school Bamba joined Westtown School in Westtown, Pennsylvania. Upon successful completion of the high school degree, the basketball player attended the University of Texas for the higher studies degree. Bamba first showed his interest in basketball at the tender age of six, inspired by its popularity in his hometown.

#40 NICOLAS BATUM - 6-8 / 230 - Le Mans / France - 12/14/88 - 15 Years Pro



LAST FIVE GAMES																		
Opponent	Date	W/L	MP	FG	FGA	3FG	3FGA	FT	FTA	OR	DR	TOT	AST	PF	STL	TO	BLK	PTS
vs. BKN	4/14	W	20	0	3	0	2	0	0	1	4	5	5	2	0	0	0	0
vs. ORL	4/12	W	30	2	6	1	3	0	0	1	3	4	1	2	2	0	0	5
vs. DET	4/9	W	29	1	4	0	3	0	0	1	2	3	1	1	0	1	1	2
at SAS	4/7	W	46	3	7	3	7	0	0	0	7	7	2	2	3	0	0	9
at MEM	4/6	W	21	3	5	3	5	0	0	1	2	3	0	0	0	0	0	9

	23-24 Highs	Career Highs		23-24 Highs	Career Highs
PTS	19, at TOR 3/31/24	35, vs. HOU 11/16/12	OR	4 (2), vs. SAS 1/22/24	7, at GSW 12/25/10
FGM	7, at TOR 3/31/24	13, vs. HOU 11/16/12	DR	9, at DAL 3/3/24	17, vs. ATL 3/5/14
FGA	8 (2), at TOR 3/31/24	24, vs. WAS 2/14/12	TR	11, at DAL 3/3/24	18 (2), at NOP 3/14/14
3FG	5, at TOR 3/31/24	9, vs. DEN 2/4/12	AST	7, at MIA 4/4/24	16, at ATL 3/15/18
3FGA	7, at SAS 4/7/24 2OT	15, vs. DEN 2/4/12	STL	4, vs. UTA 1/6/24	6, at HOU 11/3/12
FTM	4, at WAS 12/6/23	13, vs. OKC 1/4/17	BLK	3 (3), at ATL 1/10/24	5 (3), at IND 4/13/21
FTA	7, at WAS 12/6/23	15, vs. OKC 1/4/17	MIN	37:56, vs. MIA 3/18/24	47:26, vs. UTA 1/18/16

PRO CAREER ENTERING 2023-24 REG. SEASON: Holds career averages of 10.7 points, 5.0 rebounds and 3.4 assists while shooting 43.6% from the floor and 36.5% from three in 996 games (825 starts) with Portland, Charlotte and the Los Angeles Clippers.

PERSONAL: The son of Richard and Sylvie Batum...Has one sister, Pauline...Father Richard played basketball professionally in France before passing away in 1991...With his mother and sister, created the Foundation Batum in an effort to assist pregnant women and women with children in Africa...Has been a member of the French National Team since 2009...Represented France in the 2012 Olympics, 2010 FIBA World Championships, 2014 FIBA World Cup and FIBA European Championships in 2009, 2011, 2013 and 2015...Led France to a gold medal in 2013 European Championships, silver medal in 2011 European Championships and bronze medals in 2014 FIBA World Cup and 2015 European Championships...Earned MVP honors after leading France to a gold medal at the European Under-18 Championships in 2006...Helped France to a bronze medal in the 2007 Under-19 World Championships...Scored 23 points on 9-for-13 shooting (including six dunks) for the World Team at the 2007 Nike Hoop Summit.

#16 RICKY COUNCIL IV - 6-6 / 207 - Arkansas / USA - 8/3/01 - Rookie



LAST FIVE GAMES																		
Opponent	Date	W/L	MP	FG	FGA	3FG	3FGA	FT	FTA	OR	DR	TOT	AST	PF	STL	TO	BLK	PTS
vs. BKN	4/14	W	8	1	2	1	1	0	0	0	2	2	0	1	0	1	0	3
vs. ORL	4/12	W	1	0	0	0	0	0	0	0	0	0	0	0	0	0	0	0
vs. DET	4/9	W	10	1	4	1	2	0	0	0	1	1	1	2	1	0	0	3
at SAS	4/7	W	22	4	5	0	0	3	3	1	1	2	3	1	4	0	0	11
at MEM	4/6	W	12	1	3	1	2	0	0	0	0	0	1	0	1	0	0	3

	23-24/Career Highs		23-24/Career Highs
PTS	19, at WAS 2/10/24	OR	5, at WAS 2/10/24
FGM	7, at WAS 2/10/24	DR	5, at WAS 2/10/24
FGA	13, at WAS 2/10/24	TR	10, at WAS 2/10/24
3FG	2, at PHO 3/20/24	AST	3, at SAS 4/7/24 2OT
3FGA	4, vs. MIA 2/14/24	STL	4, at SAS 4/7/24 2OT
FTM	8, vs. GSW 2/7/24	BLK	1, at NYK 3/12/24
FTA	8 (2), at WAS 2/10/24	MIN	29:11, at WAS 2/10/24

PERSONAL: The son of Rick and Ruth Council — has 2 older brothers, Ricky II & Ricky III...Was the 2022 American Athletic Conference Sixth Man of the Year and made the 2021 AAC All-Freshman Team ... Teammates with former Razorback Trey Wade at Wichita State in 2020-21 and the duo helped the Shockers win the AAC regular-season title and earn an NCAA Tournament berth.

76 GAME NOTES

PRESENTED BY INTEGR8

#33 ROBERT COVINGTON - 6-7 / 209 - Tennessee State / USA - 12/14/90 - 10 Years Pro



LAST FIVE GAMES																		
Opponent	Date	W/L	MP	FG	FGA	3FG	3FGA	FT	FTA	OR	DR	TOT	AST	PF	STL	TO	BLK	PTS
vs. BKN	4/14	W	INACTIVE - LEFT KNEE; BONE BRUISE															
vs. ORL	4/12	W	INACTIVE - LEFT KNEE; BONE BRUISE															
vs. DET	4/9	W	INACTIVE - LEFT KNEE; BONE BRUISE															
at SAS	4/7	W	INACTIVE - LEFT KNEE; BONE BRUISE															
at MEM	4/6	W	INACTIVE - LEFT KNEE; BONE BRUISE															

	23-24 Highs	Career Highs		23-24 Highs	Career Highs
PTS	18, at BOS 12/1/23	43, vs. MIL 4/1/22	OR	4, at ATL 11/17/23	7, vs. TOR 12/14/16
FGM	6, vs. BOS 11/15/23	15, vs. MIL 4/1/22	DR	6, at DET 12/13/23	15, at BOS 2/29/20
FGA	13, vs. BOS 11/15/23	24, vs. MIL 4/1/22	TR	7 (4), at NOP 11/29/23	16, at BOS 2/29/20
3FG	4, at NOP 11/29/23	11, vs. MIL 4/1/22	AST	3 (2), at ATL 11/17/23	9, at LAL 2/2/22
3FGA	6, at BOS 12/1/23	18, vs. MIL 4/1/22	STL	5, at BOS 12/1/23	8, vs. HOU 11/27/15
FTM	7, at BOS 12/1/23	12, vs. MIL 4/13/15	BLK	2 (2), at MIN 11/22/23	6, vs. OKC 2/16/21
FTA	7, at BOS 12/1/23	13, vs. MIL 4/13/15	MIN	37:12, vs. BOS 11/15/23	48:37, vs. OKC 12/15/17

PRO CAREER ENTERING 2023-24 REG. SEASON: Holds career averages of 27.2 points (50.1 FG%, 33.7 3P%, 81.9 FT%), 11.2 rebounds, 3.4 assists and 31.8 minutes in 394 games (all starts) over seven NBA seasons with Philadelphia... The reigning NBA MVP is a six-time NBA All-Star (2017-23), four-time All-NBA selection (2017-18, 2018-19, 2020-21, 2021-22), three-time All-Defensive Team selection (2017-18, 2018-19, 2020-21), two-time scoring champion (2021-23) and 2016-17 All-Rookie team member.

PERSONAL: Son of Dennis Covington and Teresa Bryant...Majored in Human Performance and Sports Science at Tennessee State...Led Proviso West High School (near Chicago) to the West Suburban championship as a senior, earning conference Player of the Year honors in the process...Loves reptiles and has pet snakes, geckos and bearded dragons.

#11 JEFF DOWTIN JR. - 6-3 / 177 - Rhode Island / USA - 5/10/97 - 2 Years Pro



LAST FIVE GAMES																		
Opponent	Date	W/L	MP	FG	FGA	3FG	3FGA	FT	FTA	OR	DR	TOT	AST	PF	STL	TO	BLK	PTS
vs. BKN	4/14	W	8	1	2	0	1	0	0	0	2	2	1	0	1	0	0	2
vs. ORL	4/12	W	1	0	0	0	0	0	0	0	0	0	0	0	0	0	0	0
vs. DET	4/9	W	21	4	7	0	0	0	1	0	0	0	6	0	1	0	0	8
at SAS	4/7	W	12	0	2	0	1	0	0	0	2	2	1	0	1	0	0	0
at MEM	4/6	W	14	4	5	2	3	1	1	1	4	5	2	0	0	0	0	11

	23-24 Highs	Career Highs		23-24 Highs	Career Highs
PTS	12, at PHO 3/20/24	12, at PHO 3/20/24	OR	1 (3), at MEM 4/6/24	3, at CLE 3/28/22
FGM	4 (3), at MEM 4/6/24	4 (4), at MEM 4/6/24	DR	4, at MEM 4/6/24	4 (3), at MEM 4/6/24
FGA	7, vs. MEM 3/6/24	9, vs. BKN 11/23/22	TR	5, at MEM 4/6/24	6, at CLE 3/28/22
3FG	2 (3), at MEM 4/6/24	2 (4), at MEM 4/6/24	AST	6 (2), vs. DET 4/9/24	6 (2), vs. DET 4/9/24
3FGA	4, vs. MEM 3/6/24	4, vs. MEM 3/6/24	STL	3, vs. MEM 3/6/24	3 (2), vs. MEM 3/6/24
FTM	2, at PHO 3/20/24	2 (4), at PHO 3/20/24	BLK	1, vs. MEM 3/6/24	1 (5), vs. MEM 3/6/24
FTA	2, at PHO 3/20/24	3, vs. DET 3/24/23	MIN	23:58, vs. MEM 3/6/24	30:04, at OKC 3/23/22

PRO CAREER ENTERING 2023-24 REG. SEASON: Averaging 2.4 points, 1.2 rebounds, 1.2 assists and 10.8 minutes in 34 career NBA games with Golden State, Milwaukee, Orlando and Toronto... Shooting .398 (33-83) from the field, 24 percent (6-25) from three-point range and .727 (8-11) at the free throw line.

PERSONAL: A Washington D.C.-area native...Spent four seasons playing collegiately at Rhode Island. As a senior in 2019-20, he posted 13.9 points, 3.5 rebounds, 3.2 assists, and 1.3 steals in 35.6 minutes per game across 29 contests (all starts)...The Rams appeared in two NCAA Tournaments during DOWTIN JR.'s tenure (2017 and 2018).

76 GAME NOTES

PRESENTED BY INTEGR8

#21 JOEL EMBIID • 7-0 / 280 • Kansas / Cameroon • 3/16/94 • 7 Years Pro



LAST FIVE GAMES																		
Opponent	Date	W/L	MP	FG	FGA	3FG	3FGA	FT	FTA	OR	DR	TOT	AST	PF	STL	TO	BLK	PTS
vs. BKN	4/14	W	DND - LEFT KNEE; INJURY RECOVERY															
vs. ORL	4/12	W	32	10	23	4	7	8	9	0	13	13	7	2	0	4	1	32
vs. DET	4/9	W	36	12	22	4	9	9	10	2	9	11	8	4	3	5	2	37
at SAS	4/7	W	INACTIVE - LEFT KNEE; INJURY RECOVERY															
at MEM	4/6	W	23	9	13	2	2	10	13	3	9	12	1	2	0	8	2	30

	23-24 Highs	Career Highs		23-24 Highs	Career Highs
PTS	70, vs. SAS 1/22/24	70, vs. SAS 1/22/24	OR	9, vs. SAS 1/22/24	9 (3), vs. SAS 1/22/24
FGM	24, vs. SAS 1/22/24	24, vs. SAS 1/22/24	DR	15 (2), vs. CHI 1/2/24	18, at WAS 12/5/19
FGA	41, vs. SAS 1/22/24	41, vs. SAS 1/22/24	TR	18, vs. SAS 1/22/24	22, vs. BOS 3/20/19
3FG	4 (2), vs. ORL 4/12/24	6, at POR 12/28/17	AST	11, vs. LAL 11/27/23	13, vs. MIL 4/4/19
3FGA	7, at MIL 10/26/23	13, at MIL 3/17/19	STL	4, at ORL 1/19/24	5 (2), vs. DAL 3/18/22
FTM	21, vs. SAS 1/22/24	23, at NYK 2/27/22	BLK	6, vs. POR 10/29/23	7 (2), vs. UTA 11/13/22
FTA	23, vs. SAS 1/22/24	27, at NYK 2/27/22	MIN	41:02, vs. CLE 11/21/23 OT	48:39, vs. OKC 12/15/17

PRO CAREER ENTERING 2023-24 REG. SEASON: Holds career averages of 27.2 points (50.1 FG%, 33.7 3P%, 81.9 FT%), 11.2 rebounds, 3.4 assists and 31.8 minutes in 394 games (all starts) over seven NBA seasons with Philadelphia... The reigning NBA MVP is a six-time NBA All-Star (2017-23), four-time All-NBA selection (2017-18, 2018-19, 2020-21, 2021-22), three-time All-Defensive Team selection (2017-18, 2018-19, 2020-21), two-time scoring champion (2021-23) and 2016-17 All-Rookie team member.

PERSONAL: Native of Cameroon...Son of Thomas and Christine Embiid...Has a younger sister, Muriel...Grew up playing mostly volleyball and soccer...According to reports, Luc Richard Mbah a Moute spotted him at a camp in Cameroon in 2011 and influenced his decision to come play high school basketball in the United States... Played his senior year at The Rock School in Gainesville, Florida., averaging 13.0 points, 9.7 rebounds and 1.9 blocks...Played in both the Jordan Brand Classic and Nike Hoops Summit.

#12 TOBIAS HARRIS • 6-8 / 230 • Tennessee / USA • 7/15/92 • 12 Years Pro



LAST FIVE GAMES																		
Opponent	Date	W/L	MP	FG	FGA	3FG	3FGA	FT	FTA	OR	DR	TOT	AST	PF	STL	TO	BLK	PTS
vs. BKN	4/14	W	30	8	15	3	6	2	2	2	6	8	2	1	1	1	1	21
vs. ORL	4/12	W	38	5	10	1	2	3	3	2	4	6	3	2	2	1	2	14
vs. DET	4/9	W	28	6	13	0	2	3	4	4	8	12	4	0	0	0	1	15
at SAS	4/7	W	DND - LEFT KNEE; CONTUSION															
at MEM	4/6	W	INACTIVE - LEFT KNEE; CONTUSION															

	23-24 Highs	Career Highs		23-24 Highs	Career Highs
PTS	37, vs. SAC 1/12/24	39, vs. POR 12/17/18	OR	6, at GSW 1/30/24	7, vs. MIL 4/10/13
FGM	14, vs. SAC 1/12/24	15, vs. POR 12/17/18	DR	11, at LAL 3/22/24	19, vs. LAL 1/24/14
FGA	25, vs. SAC 1/12/24	29, at IND 8/1/20	TR	13, at LAL 3/22/24	20, vs. LAL 1/24/14
3FG	5 (3), vs. OKC 4/2/24	7 (2), at HOU 12/5/22	AST	7 (3), vs. ATL 2/9/24	10, at TOR 12/28/21
3FGA	9 (2), at CLE 3/29/24	11 (3), vs. CLE 11/12/19	STL	4 (2), at HOU 12/29/23	5 (3), at LAC 1/17/22
FTM	7 (2), at ATL 1/10/24 OT	13, at TOR 12/28/21	BLK	3 (4), at TOR 3/31/24	3 (20), vs. MIL 2/25/24
FTA	8, at MIN 11/22/23	14, at TOR 12/28/21	MIN	42:47, vs. CLE 11/21/23 OT	46:38, vs. CHI 2OT, 3/20/23

PRO CAREER ENTERING 2023-24 REG. SEASON: Holds career averages of 16.2 points (47.8 FG%, 36.9 3P%, 83.1 FT%), 6.1 rebounds, 2.3 assists and 31.5 minutes in 827 games (707 starts) over 11 NBA seasons with Philadelphia, the L.A. Clippers, Detroit, Orlando and Milwaukee.

PERSONAL: Full name is Tobias John Harris... Born on July 15, 1992 in Islip, NY... Parents are Torrel and Lisa Harris... Torrel, played college basketball at Duquesne and Murray State... Has three brothers, Tyler, T.J. and Terry, and two sisters, Tori and Tesia...Sister, Tesia, earned Third Team All-Colonial Athletic Association honors in 2009-10 playing basketball at the University of Delaware before transferring to St. John's... Sister, Tori, plays basketball at St. Bonaventure after beginning her collegiate career at James Madison... Brother, Tyler, played his freshman season at North Carolina State in 2011-12 before transferring to Providence and finishing his collegiate career at Auburn.

76 GAME NOTES

PRESENTED BY INTEGR8

#17 BUDDY HIELD • 6-4 / 220 • Oklahoma/ Bahamas • 12/17/92 • 7 Years Pro



LAST FIVE GAMES																		
Opponent	Date	W/L	MP	FG	FGA	3FG	3FGA	FT	FTA	OR	DR	TOT	AST	PF	STL	TO	BLK	PTS
vs. BKN	4/14	W	22	6	15	4	10	3	3	2	5	7	5	2	1	1	0	19
vs. ORL	4/12	W	14	2	5	2	4	0	0	1	2	3	0	1	0	1	0	6
vs. DET	4/9	W	25	6	12	5	9	1	2	2	4	5	0	2	0	1	0	18
at SAS	4/7	W	20	3	7	2	5	2	2	1	1	2	3	1	1	2	0	10
at MEM	4/6	W	26	3	12	1	7	0	0	0	1	1	1	3	2	1	1	7

	23-24 Highs	Career Highs		22-23 Highs	Career Highs
PTS	31, vs. TOR 11/22/23	42, at MIN 1/27/20	OR	4 (2), at CLE 3/29/24	5, at HOU 11/17/18
FGM	12, vs. TOR 11/22/23	15, at BOS 11/25/19	DR	7, at MIL 12/7/23	11 (2), at OKC 5/4/21
FGA	21, vs. ATL 2/9/24	29, vs. MIL 2/27/19	TR	11, at MIL 12/7/23	12 (2), vs. NOP 1/4/20
3FG	7, vs. TOR 11/22/23	11, at BOS 11/25/19	AST	10, vs. MIA 2/14/24	10, vs. MIA 2/14/24
3FGA	13 (2), at MEM 12/21/23	21, at BOS 11/25/19	STL	4, at WAS 2/10/24	5, at PHX 10/23/17
FTM	5, vs. CHO 12/20/23	9, vs. MIL 2/27/19	BLK	3 (3), at ATL 1/12/24	3 (5), at ATL 1/12/24
FTA	5, vs. CHO 12/20/23	9 (3), at DAL 2/28/23	MIN	44:18, vs. MIA 2/14/24	44:18, vs. MIA 2/14/24

PRO CAREER ENTERING 2023-24 REG. SEASON: Appeared in 548 games (369), averaging 16.1 points, 4.4 rebounds and 2.6 assists per game. Following his rookie season, Hield was named to the 2017 NBA All-Rookie First Team. Three years later, he captured the 2020 NBA Three-Point Contest crown at All-Star weekend in Atlanta.

PERSONAL: Full name is Chavano Rainer Hield ... Parents are Jackie Swann and Richard Bryanen...Has three brothers and three sisters ... Moved to the United States in 2010 ... Has the Buddy Hield Foundation whose goal is to reach kids because they are the future ... Created a GoFundMe page to help victims in the Bahamas affected by the devastation of Hurricane Dorian in 2019 as a means to provide basic necessities and any leftover funds went to individuals and families who will need help rebuilding their lives; Hield donated \$100,000 of his own money to the Hurricane Dorian Relief ... Hosts multiple camps during the summers, including his Hope 24 Basketball Clinic in Nassau, the Buddy Hield Basketball Camp in Rocklin, California and the Buddy Hield Camp in Wichita, Kansas ... Hield ran track in high school and was a middle-distance runner typically participating in the 400- or 800-meter races as well as the one-mile run ... His last recorded time in the 800-meter run was 1:55 ... His mother also ran track ... Majored in Human Relations at Oklahoma.

#7 KYLE LOWRY • 6-0 / 196 • Villanova / USA • 3/25/86 • 17 Years Pro



LAST FIVE GAMES																		
Opponent	Date	W/L	MP	FG	FGA	3FG	3FGA	FT	FTA	OR	DR	TOT	AST	PF	STL	TO	BLK	PTS
vs. BKN	4/14	W	23	0	2	0	2	0	0	0	4	4	8	1	1	2	0	0
vs. ORL	4/12	W	24	2	3	1	1	2	2	1	2	3	2	3	0	2	0	7
vs. DET	4/9	W	INACTIVE - LEFT KNEE; EFFUSION															
at SAS	4/7	W	INACTIVE - REST															
at MEM	4/6	W	21	3	4	2	3	0	0	0	1	1	1	4	0	0	1	8

	23-24 Highs	Career Highs		22-23 Highs	Career Highs
PTS	28, at CLE 11/22/23	43, vs. CLE 2/26/16	OR	3 (2), at NYK 11/24/23	5 (3), vs. NOP 2/10/14
FGM	9, at CLE 11/22/23	15 (3), at UTA 12/23/16	DR	8, at MEM 11/8/23	13, vs. LAL 8/1/20
FGA	15, at CLE 11/22/23	29, at CHA 12/17/15	TR	11, at MEM 11/8/23	14, vs. LAL 8/1/20
3FG	7, at CLE 11/22/23	8 (2), at LAL 5/2/21	AST	10 (2), at TOR 3/31/24	19, at BOS 3/4/21
3FGA	10, at CLE 11/22/23	17, at CHA 12/17/15	STL	4, at LAL 1/3/24	7, vs. MIA 3/13/15
FTM	5 (3), at CLE 3/29/24	15, vs. CLE 1/13/09	BLK	2 (4), at TOR 3/31/24	4 (2), vs. DEN 3/27/18
FTA	5 (3), at CLE 3/29/24	16 (3), at DET 12/19/21	MIN	38:33, vs. CHI 12/14/23	54:20, vs. WAS 2/27/14

PRO CAREER ENTERING 2023-24 REG. SEASON: Holds career averages of 14.6 points (36.7% 3FG), 4.4 rebounds, 6.3 assists, and 1.3 steals in 31.8 minutes per game across 1,078 outings (831s starts) with Memphis, Houston, Toronto, and Miami. Lowry ranks in the top-10 among active players in assists (fifth, 6,897), three-pointers made (seventh, 2,140), steals (eighth, 1,446) and triple-doubles (10th, 21).

PERSONAL: Full name is Kyle Terrell Lowry...was born in Philadelphia, PA...has one brother...met his wife, Ayahna, at Cardinal Dougherty High School...they have two sons (Karter and Kameron)...his wife played basketball collegiately at St. Joseph's University...established the Lowry Love Foundation in 2013...had his number 1 retired at Villanova...wears size 12.5 sneakers...twitter account is @Klow7.

#1 KJ MARTIN • 6-6 / 215 • IMG Academy / USA • 1/6/01 • 3 Years Pro



LAST FIVE GAMES																		
Opponent	Date	W/L	MP	FG	FGA	3FG	3FGA	FT	FTA	OR	DR	TOT	AST	PF	STL	TO	BLK	PTS
vs. BKN	4/14	W	DND - LEFT GREAT TOE; CONTUSION															
vs. ORL	4/12	W	DND - LEFT GREAT TOE; CONTUSION															
vs. DET	4/9	W	DND - LEFT GREAT TOE; CONTUSION															
at SAS	4/7	W	23	4	5	0	0	0	0	0	2	2	1	1	1	0	0	8
at MEM	4/6	W	22	5	7	0	0	0	0	3	3	6	1	3	0	3	2	10

PTS	23-24 Highs	Career Highs	OR	22-23 Highs	Career Highs
15, vs. GSW 2/7/24	15, vs. GSW 2/7/24	31, at MEM 3/21/23	3 (3), at MEM 4/6/24	6, at UTA 3/12/21	6, at UTA 3/12/21
6, vs. GSW 2/7/24	6, vs. GSW 2/7/24	12, at MEM 3/22/23	10, at PHO 3/20/24	11, at SAS 3/4/23	11, at SAS 3/4/23
10, vs. GSW 2/7/24	10, vs. GSW 2/7/24	21, at MIL 5/7/21	13, at PHO 3/20/24	15, vs. ATL 11/25/22	15, vs. ATL 11/25/22
2, vs. GSW 2/7/24	2, vs. GSW 2/7/24	6, at MIL 5/7/21	2, vs. OKC 4/2/24	7, at MIL 5/7/21	7, at MIL 5/7/21
3 (2), vs. GSW 2/7/24	3 (2), vs. GSW 2/7/24	10, at MIL 5/7/21	2 (4), at MIL 3/14/24	3 (6), vs. MIN 1/23/23	3 (6), vs. MIN 1/23/23
3, at IND 1/25/24	3, at IND 1/25/24	9, vs. DET 3/31/21	2, at MEM 4/6/24	3 (4), at DEN 11/6/21	3 (4), at DEN 11/6/21
6, at IND 1/25/24	6, at IND 1/25/24	12, vs. DET 3/31/23	30:51, at IND 1/25/24	44:26, vs. PHI 5/5/21	44:26, vs. PHI 5/5/21

PRO CAREER ENTERING 2023-24 REG. SEASON: Has appeared in 208 games (59 starts) with averages of 10.4 points (54.4 FG%, 33.8 3P%, 67.3 FT%), 4.8 rebounds and 1.3 assists across four seasons with the Houston Rockets and LA Clippers.

PERSONAL: Kenyon Lee Martin Jr. was born on January 6, 2001 in Los Angeles, California. The son of former NBA player Kenyon Martin – the No. 1 overall pick in the 2000 NBA Draft – Kenyon Jr. attended two high schools in the Los Angeles area before spending one post-graduate year at IMG Academy in Bradenton, Florida. Martin began his high school career at Chaminade College Prep before transferring to Sierra Canyon, where he teamed with Scotty Pippen Jr. and fellow 2020 NBA draftee Cassius Stanley. Initially, Martin committed to play college basketball at Vanderbilt University, but he ultimately opted to spend a post-graduate year at IMG Academy. At IMG, Martin averaged 20.0 points and 8.0 rebounds per game. He scored 37 points during the National Prep Showcase and declared for the NBA Draft in March of 2020.

#0 TYRESE MAXEY • 6-2 / 195 • Kentucky / USA • 11/4/00 • 2 Years Pro



LAST FIVE GAMES																		
Opponent	Date	W/L	MP	FG	FGA	3FG	3FGA	FT	FTA	OR	DR	TOT	AST	PF	STL	TO	BLK	PTS
vs. BKN	4/14	W	29	10	20	3	7	3	4	0	3	3	3	3	1	2	0	26
vs. ORL	4/12	W	40	10	19	5	10	3	4	1	1	2	3	2	0	1	1	28
vs. DET	4/9	W	INACTIVE - LEFT HIP; TIGHTNESS															
at SAS	4/7	W	54	19	41	2	10	12	12	0	5	5	7	2	2	1	0	52
at MEM	4/6	W	25	2	6	1	4	2	2	0	1	1	5	2	0	0	0	7

PTS	23-24 Highs	Career Highs	OR	23-24 Highs	Career Highs
52, at SAS 4/7/24 2OT	52, at SAS 4/7/24 2OT	52, at SAS 4/7/24 2OT	3, vs. IND 11/12/23	3 (3), vs. IND 11/12/23	3 (3), vs. IND 11/12/23
20, vs. IND 11/12/23	20, vs. IND 11/12/23	20, vs. IND 11/12/23	9 (3), at MIA 4/4/24	9 (2), at MIA 4/4/24	9 (2), at MIA 4/4/24
41, at SAS 4/7/24 2OT	41, at SAS 4/7/24 2OT	41, at SAS 4/7/24 2OT	10, vs. WAS 11/6/23	10, vs. WAS 11/6/23	10, vs. WAS 11/6/23
7 (3), at UTA 2/1/24	7 (3), at UTA 2/1/24	9, at TOR 10/28/22	11 (4), at MIA 4/4/24	11 (4), at MIA 4/4/24	11 (4), at MIA 4/4/24
14, at MIA 4/4/24	14, at MIA 4/4/24	15, at MIA 4/4/24	4, at ATL 1/10/24 OT	4 (3), at ATL 1/10/24 OT	4 (3), at ATL 1/10/24 OT
14, at HOU 12/29/23	14, at HOU 12/29/23	14, at HOU 12/29/23	3, vs. IND 11/12/23	4, vs. MEM 1/31/22	4, vs. MEM 1/31/22
15, at HOU 12/29/23	15, at HOU 12/29/23	15, at HOU 12/29/23	53:57, at SAS 4/7/24 2OT	53:56, at SAS 4/7/24 2OT	53:56, at SAS 4/7/24 2OT

PRO CAREER ENTERING 2023-24 REG. SEASON: Has appeared in 196 games (123 starts) with averages of 15.4 points (47.9 FG%, 41.4 3P%, 86.7 FT%), 2.7 rebounds and 3.3 assists through his three season with Philadelphia

PERSONAL: Born Nov. 4, 2000 in Dallas, TX... Hometown is Garland, TX... Parents are Denyse and Tyrone Maxey... Has three sisters, Denasia, Talia and Keiara... Father played basketball at Washington State... Has seen every Marvel movie since 2008... Played at South Garland High School... Tabbed Texas Mr. Basketball in 2019... Also named the Dallas-Fort Worth Area Player of the Year... Two-time All-State selection... Helped the United States earn a gold medal with the U-18 U.S. National Team in the 2018 U-18 FIBA Americas... McDonald's All-American selection and scored 13 points in that game.

76 GAME NOTES

PRESENTED BY INTEGR8

#8 DE'ANTHONY MELTON • 6-3 / 200 • USC / USA • 5/28/98 • 5 Years Pro



LAST FIVE GAMES																		
Opponent	Date	W/L	MP	FG	FGA	3FG	3FGA	FT	FTA	OR	DR	TOT	AST	PF	STL	TO	BLK	PTS
vs. BKN	4/14	W	DND - BACK INJURY; RECOVERY															
vs. ORL	4/12	W	5	1	3	1	2	0	0	0	1	1	1	1	2	0	0	3
vs. DET	4/9	W	16	2	9	1	5	0	0	1	2	3	3	1	2	0	0	5
at SAS	4/7	W	INACTIVE - BACK; LUMBAR SPINE BONE STRESS															
at MEM	4/6	W	INACTIVE - BACK; LUMBAR SPINE BONE STRESS															

	23-24 Highs	Career Highs		23-24 Highs	Career Highs
PTS	30, vs. IND 11/14/23	33, vs. LAL 12/9/22 (OT)	OR	4, vs. CLE 11/21/23 OT	4 (6), vs. CLE 11/21/23 OT
FGM	8 (3), at ORL 12/27/23	11, vs. LAL 12/9/22 (OT)	DR	6 (2), vs. ATL 12/8/23	9 (2), at UTA 4/5/22
FGA	19, at BOS 12/1/23	19, at BOS 12/1/23	TR	7 (3), at MIA 12/25/23	11, at LAC 1/8/22
3FG	5, vs. BOS 11/15/23	8, vs. LAL 12/9/22 (OT)	AST	8, vs. POR 10/29/23	10, at PHX 1/12/19
3FGA	12, at BOS 12/1/23	12 (3), at BOS 12/1/23	STL	5, vs. WAS 12/11/23	7, vs. LAL 12/9/22 (OT)
FTM	10, vs. IND 11/14/23	10 (2), vs. IND 11/14/23	BLK	2, at DET 12/13/23	3 (5), vs. BKN 1/25/23
FTA	10, vs. IND 11/14/23	11 (2), at DEN 1/21/22	MIN	41:13, vs. CLE 11/21/23	43:04, vs. LAL 12/9/22 OT

PRO CAREER ENTERING 2023-24 REG. SEASON: Four-year NBA veteran has appeared in 312 games (113 starts) with the Phoenix Suns, Memphis Grizzlies and Philadelphia 76ers... Has averaged 8.8 points, 3.76 rebounds, 2.7 assists and 1.4 steals in 22.4 minutes while shooting 41.4% from the field, 37.0% from 3-point range and 77.1% from the free throw line.

PERSONAL: Born May 28, 1998 in North Hollywood, Calif... Parents are Monique Young and Anthony Melton... Has five siblings... Interests include biking and playing the piano... Would like to be a sports analyst following his playing career... Played high school basketball at Crespi in Encino, California, leading his team to back-to-back state titles in 2015 and 2016 and leaving as the school's all-time leading scorer... Named the CIF Southern Section Division III Player of the Year as a senior in 2016 after averaging 20.0 points, 9.3 rebounds, 4.3 assists, 3.5 steals and 1.2 blocks... As a junior, helped secure the win in the state title game by blocking a layup in the final seconds.

#9 KELLY OUBRE JR. • 6-7 / 203 • Kansas / USA • 12/9/95 • 8 Years Pro



LAST FIVE GAMES																		
Opponent	Date	W/L	MP	FG	FGA	3FG	3FGA	FT	FTA	OR	DR	TOT	AST	PF	STL	TO	BLK	PTS
vs. BKN	4/14	W	24	3	10	1	4	1	2	0	5	5	0	1	0	1	1	8
vs. ORL	4/12	W	30	6	14	2	7	7	9	2	7	9	2	4	0	1	1	21
vs. DET	4/9	W	29	6	16	1	5	4	4	1	2	3	0	2	0	0	3	17
at SAS	4/7	W	48	12	22	2	6	0	2	1	7	8	5	2	2	3	0	26
at MEM	4/6	W	27	5	10	2	5	5	7	1	4	5	5	3	2	1	1	17

	23-24 Highs	Career Highs		23-24 Highs	Career Highs
PTS	32, at TOR 3/31/24	40, at DAL 2/4/21	OR	5 (3), at NYK 3/10/24	7, vs. IND 11/16/22
FGM	12, at SAS 4/7/24 2OT	14 (2), at DAL 2/4/21	DR	9 (2), vs. LAC 3/27/24	13 (2), vs. CHA 1/12/20
FGA	22 (2), at SAS 4/7/24 2OT	27, vs. DET 12/14/22	TR	12, vs. ATL 2/9/24	15 (3), vs. CHA 1/12/20
3FG	6 (2), at TOR 3/31/24	10, at IND 1/26/22	AST	6, at LAC 3/24/24	7, vs. POR 1/24/19
3FGA	11, at TOR 3/31/24	15, at IND 1/6/22	STL	4, vs. HOU 1/15/24	6, at ORL 11/14/22
FTM	10 (2), vs. ATL 2/9/24	12, vs. MIL 3/4/19	BLK	5, vs. MIA 3/18/24	5, vs. MIA 3/18/24
FTA	14, vs. ATL 2/9/24	17, vs. MIL 3/4/19	MIN	48:29, at SAS 4/7/24 2OT	48:29, at SAS 4/7/24 2OT

PRO CAREER ENTERING 2023-24 REG. SEASON: Holds career averages of 12.8 points (43.4% FG%, 33.0% 3P%, 75.1% FT%), 4.4 rebounds and 1.0 assists and 1.0 steals in 527 games (202 starts) his career with Washington, Phoenix, Golden State and Charlotte.

PERSONAL: Born in New Orleans, Louisiana... Parents are Kelly Oubre Sr. and Tonya Coleman Oubre... Has an older sister, Amber Coleman, and a younger brother, Gareed Washington... Passionate about fashion, has been profiled by GQ and named to Slam's 2019 NBA All-Drip First Team, in addition to walking at Fashion Week in Paris and New York... Nickname is "Tsunami Papi."

#22 CAMERON PAYNE • 6-3 / 183 • Murray State / USA • 8/8/94 • 8 Years Pro



LAST FIVE GAMES																		
Opponent	Date	W/L	MP	FG	FGA	3FG	3FGA	FT	FTA	OR	DR	TOT	AST	PF	STL	TO	BLK	PTS
vs. BKN	4/14	W	23	4	9	2	7	0	0	1	1	2	3	0	1	1	0	10
vs. ORL	4/12	W	7	1	2	1	1	0	0	0	0	0	1	1	0	0	0	3
vs. DET	4/9	W	27	2	3	1	2	0	0	1	4	5	6	2	3	0	0	5
at SAS	4/7	W	19	1	8	1	5	0	0	0	1	1	3	1	0	2	0	3
at MEM	4/6	W	20	1	7	1	6	0	0	0	1	1	4	2	2	2	2	3

PTS	23-24 Highs	Career Highs	OR	23-24 Highs	Career Highs
	24, at TOR 3/31/24	29, vs. GSW 11/16/22	3 (3), vs. OKC 4/2/24	3 (6), vs. OKC 4/2/24	3 (6), vs. OKC 4/2/24
FGM	9, at TOR 3/31/24	9 (6), at TOR 3/31/24	DR	7, vs. OKC 4/2/24	7 (2), vs. OKC 4/2/24
FGA	17, vs. MEM 3/6/24	20, at SAS 4/12/16	TR	10, vs. OKC 4/2/24	10, vs. OKC 4/2/24
3FG	6, at TOR 3/31/24	7, vs. CHA 10/24/18	AST	7, vs. CHO 3/1/24	16, vs. NYK 3/4/22
3FGA	10 (2), at TOR 3/31/24	11, vs. CHA 10/24/18	STL	2 (8), at MEM 4/6/24	4 (4), vs. HOU 12/2/22
FTM	6, at CLE 2/12/24	6 (2), at CLE 2/12/24	BLK	2 (2), at MEM 4/6/24	2 (7), at MEM 4/6/24
FTA	6, at CLE 2/12/24	7, at SAS 11/22/21	MIN	37:37, at TOR 3/31/24	40:44, at NYK 11/5/18

PRO CAREER ENTERING 2023-24 REG. SEASON: has played in 374 NBA career games (58 starts) across seven-plus seasons with Oklahoma City, Chicago, Cleveland, Phoenix, and Milwaukee. He holds lifetime averages of 7.8 points, 2.1 rebounds and 3.3 assists while shooting 36.7-percent from three-point range. In 2020-21, Payne shot 44.0-percent from beyond the arc, finishing the season 10th in the NBA.

PERSONAL: Payne was born Aug. 8, 1994 in Bartlett, Tennessee to Tony and Leshawn Payne. He attended Lausanne Collegiate School in Memphis, Tennessee, growing from 5-foot-5 as a freshman to 6-foot as a senior. He led the high school to a 2013 Division II state title. As a senior, he averaged 20 points and 10 assists with four rebounds and was named Mr. Basketball. After high school, he attended Murray State for two seasons of college ball. During his sophomore season, he averaged 20.2 points, 6.0 assists, 3.7 rebounds and 1.9 steals in 32.2 minutes. After the season, he was named the OVC Player of the Year and proceeded to declare for the NBA Draft. Payne attended Murray State for two seasons. As a freshman, he started all 34 of his appearances, averaging 16.8 points, 5.4 assists, 3.6 rebounds and 1.7 steals. That resulted in him being named OVC Freshman of the Year. Arguably his best effort as a freshman was Mar. 27 against Towson, where Payne totaled 24 points (8-13 FG, 4-8 3Pt, 4-4 FT), seven assists, five steals and four rebounds in 30 minutes. As a sophomore, Payne improved his numbers, averaging 20.2 points, 6.0 assists, 3.7 rebounds and 1.9 steals. As a result, he was voted OVC Player of the Year in 2015. In arguably his best performance as a sophomore, the guard recorded 32 points (10-19 FG, 4-7 3Pt, 8-12 FT), eight assists, five rebounds and two steals.

#44 PAUL REED • 6-9 / 220 • DePaul / USA • 6/14/99 • 3 Years Pro



LAST FIVE GAMES																		
Opponent	Date	W/L	MP	FG	FGA	3FG	3FGA	FT	FTA	OR	DR	TOT	AST	PF	STL	TO	BLK	PTS
vs. BKN	4/14	W	29	6	12	0	1	1	2	5	7	12	3	3	2	2	2	13
vs. ORL	4/12	W	15	3	3	0	0	0	1	0	3	3	1	2	0	0	1	6
vs. DET	4/9	W	13	4	7	0	0	0	0	4	2	6	0	2	1	0	0	8
at SAS	4/7	W	31	5	11	1	2	0	0	4	6	10	5	6	1	2	1	11
at MEM	4/6	W	23	3	4	0	0	0	0	0	5	5	5	1	4	3	0	6

PTS	23-24 Highs	Career Highs	OR	23-24 Highs	Career Highs
	30, at DEN 1/27/24	30, at DEN 1/27/24	6 (3), vs. NOP 3/8/24	8, at DET 1/8/23	8, at DET 1/8/23
FGM	14, at DEN 1/27/24	14, at DEN 1/27/24	DR	10, at DEN 1/27/24	10 (2), at DEN 1/27/24
FGA	21, at DEN 1/27/24	21, at DEN 1/27/24	TR	13 (2), vs. ATL 2/9/24	14, at MIA 3/1/23
3FG	2 (2), vs. NOP 3/8/24	2, at DEN 1/27/24	AST	5 (2), at SAS 4/7/24 2OT	5 (2), at SAS 4/7/24 2OT
3FGA	4 (2), vs. NOP 3/8/24	4 (2), vs. NOP 3/8/24	STL	4 (2), at MEM 4/6/24	6, vs. NYK 11/4/22
FTM	5 (2), at CLE 3/29/24	5 (4), at CLE 3/29/24	BLK	4 (2), at NYK 3/10/24	5, at BKN 4/9/23
FTA	5 (2), at CLE 3/29/24	6 (3), at CHI 3/22/23	MIN	42:04, at DEN 1/27/24	42:04, at DEN 1/27/24

PRO CAREER ENTERING 2023-24 REG. SEASON: Has appeared in 133 NBA games (four starts), averaging 3.7 points (57.4 FG%) and 3.1 rebounds in 9.3 minutes per outing.

PERSONAL: Orlando, FL native... Son of Paul and Michelle Reed... Has four sisters, Hazel, Danielle, Chantel and Janelle... Uncle, Mike Sims-Walker played four seasons in the NFL as a wide receiver for Jacksonville and St. Louis... Father, Paul, played college basketball at Old Dominion (1996-97) and UCF (1999-02) before playing professionally in Europe... Attended Wekiva High School and earned Central Florida Player of the Year honors from the Orlando Sentinel in his senior season.