

DATE	OPPONENT	RESULT
10/26	at Milwaukee	L, 118-117
10/28	at Toronto	W, 114-107
10/29	vs. Portland	W, 126-98
11/2	vs. Toronto	W, 114-99
11/4	vs. Phoenix	W, 112-100
11/6	vs. Washington	W, 146-128
11/8	vs. Boston	W, 106-103
11/10	at Detroit (IST)	W, 114-106
11/12	vs. Indiana	W, 137-126
11/14	vs. Indiana (IST)	L, 132-126
11/15	vs. Boston	L, 117-107
11/17	at Atlanta (IST)	W, 126-116
11/19	at Brooklyn	W, 121-99
11/21	vs. Cleveland (IST)	L, 122-119 OT
11/22	at Minnesota	W, 112-99
11/25	at Oklahoma City	W, 127-123
11/27	vs. LA Lakers	W, 138-94
11/29	at New Orleans	L, 124-114
12/1	at Boston	L, 125-119
12/6	at Washington	W, 131-126
12/8	vs. Atlanta	W, 125-114
12/11	vs. Washington	W, 146-101
12/13	at Detroit	W, 129-111
12/15	vs. Detroit	W, 124-92
12/16	at Charlotte	W, 135-82
12/18	vs. Chicago	L, 108-104
12/20	vs. Minnesota	W, 127-113
12/22	vs. Toronto	W, 121-111
12/25	at Miami	L, 119-113
12/27	at Orlando	W, 112-92
12/29	at Houston	W, 131-127
12/30	at Chicago	L, 105-92
1/2	vs. Chicago	W, 110-97
1/5	vs. New York	L, 128-92
1/6	vs. Utah	L, 120-109
1/10	at Atlanta	L, 139-132 OT
1/12	vs. Sacramento	W, 112-93
1/15	vs. Houston	W, 124-115
1/16	vs. Denver	W, 126-121
1/19	at Orlando	W, 124-109
1/20	at Charlotte	W, 97-89
1/22	vs. San Antonio	W, 133-123
1/25	at Indiana	L, 134-122
1/27	at Denver	L, 111-105
1/29	at Portland	L, 130-104
1/30	at Golden State	L, 119-107
2/1	at Utah	W, 127-124
2/3	vs. Brooklyn	L, 136-121
2/5	vs. Dallas	L, 118-102
2/7	vs. Golden State	L, 127-104
2/9	vs. Atlanta	L, 127-121
2/10	at Washington	W, 119-113
2/12	at Cleveland	W, 123-121
2/14	vs. Miami	L, 109-104
2/22	vs. New York	L, 110-96
2/23	vs. Cleveland	W, 104-97
2/25	vs. Milwaukee	L, 119-98
2/27	at Boston	L, 117-99
3/1	vs. Charlotte	W, 121-114
3/3	at Dallas	W, 120-116
3/5	at Brooklyn	L, 112-107
3/6	vs. Memphis	L, 115-109
3/8	vs. New Orleans	
3/10	at New York	
3/12	at New York	
3/14	at Milwaukee	
3/16	vs. Charlotte	
3/18	vs. Miami	
3/20	at Phoenix	
3/22	at LA Lakers	
3/24	at LA Clippers	
3/25	at Sacramento	
3/27	vs. LA Clippers	
3/29	at Cleveland	
3/31	at Toronto	
4/2	vs. Oklahoma City	
4/4	at Miami	
4/6	at Memphis	
4/7	at San Antonio	
4/9	vs. Detroit	
4/12	vs. Orlando	
4/14	vs. Brooklyn	

REGULAR SEASON GAME #63 • HOME GAME #34

 **PHILADELPHIA 76ERS (35-27) vs. NEW ORLEANS PELICANS (37-25)** 

Friday, March 8, 2024 • The Center • 7 P.M. ET

NBC Sports Philadelphia • 97.5 The Fanatic

LAST GAME STARTERS			2023-24 STATS			LAST GAME - 3/6 vs. MEM		
NO.	NAME	HT	PTS	REB	AST	PTS	REB	AST
40	Nicolas Batum	6' 8"	5.5	4.0	2.1	10	6	1
12	Tobias Harris	6' 8"	17.5	6.1	3.2	8	6	3
44	Paul Reed	6' 9"	6.9	5.6	1.3	17	11	3
17	Buddy Hield	6' 4"	12.6	3.3	3.1	15	5	3
22	Cameron Payne	6' 3"	7.1	1.4	2.5	16	5	4
RESERVES			2023-24 STATS			LAST GAME - 3/6 vs. MEM		
5	Mo Bamba	7' 0"	3.9	3.8	0.7	0	2	1
16	Ricky Council IV*	6' 6"	6.0	2.0	0.4	1	1	0
33	Robert Covington	6' 7"	4.4	3.3	0.8	INACTIVE		
11	Jeff Dowtin Jr.*	6' 3"	5.0	1.5	3.5	10	3	6
21	Joel Embiid	7' 0"	35.3	11.3	5.7	INACTIVE		
7	Kyle Lowry	6' 0"	8.3	3.5	4.2	INACTIVE		
1	KJ Martin	6' 6"	3.6	1.9	0.8	7	4	3
0	Tyrese Maxey	6' 2"	26.0	3.7	6.3	INACTIVE		
8	De'Anthony Melton	6' 3"	11.5	3.8	3.1	INACTIVE		
9	Kelly Oubre Jr.	6' 7"	14.4	4.5	1.2	25	4	1
23	Terquavion Smith*	6' 4"	3.8	0.2	0.8	DID NOT PLAY		

*Two-way player





2023-24 REGULAR SEASON RECORDS				
	RECORD	HOME	ROAD	OT
OVERALL	35-27	19-14	16-13	0-2
DIVISION	5-7	3-4	2-3	
EAST	23-18	11-10	12-8	0-2
WEST	12-9	8-4	4-5	
RECORD BY UNIFORM				
ASSOCIATION 	15-8	2-1	13-7	
ICON 	9-10	7-5	2-5	
STATEMENT 	7-3	6-2	1-1	
CITY 	4-6	4-6		
INJURY/STATUS REPORT				
Team Injury Report: https://official.nba.com/nba-injury-report-2023-24-season/				

TABLE OF CONTENTS			
Recent Games & Team Notes	2-4	Milestones	12
Current Opponent & Connections	5	76ers Top-10	13
The Jo Show	6	Team Leaders	14
2023-24 Roster & Pronunciations	7	Outstanding Performers	15
How the 76ers Were Built	8	Single-Game Highs	16
Transactions	8	Quarter-by-Quarter Highs	17-18
Sixers Overall Stats	9	G League Report	18
Opponent Overall Stats	10	Last Time...	19-20
Starting Lineups	11	Head Coach & Player Pages	20-28

RECENT GAMES

Memphis 115, Philadelphia 109 – The Center – March 6, 2024

Game Highs		
	76ers	Grizzlies
Points	Oubre Jr. – 25	Jackson Jr. – 30
Rebounds	Reed – 11	LaRavia – 13
Assists	Dowtin Jr. – 6	Williams Jr. – 9
Steals	Hield/Dowtin Jr. – 3	Williams Jr. – 2
Blocks	Reed – 3	Jackson Jr. – 6

- The Philadelphia 76ers fell to the Memphis Grizzlies, 115-109, in the first meeting between the teams in the 2023-24 season.
- **KELLY OUBRE JR.** led Philadelphia with 25 points off the bench, marking his third consecutive 20-plus point outing as a reserve. He is the first 76er with three straight 20-point outings off the bench since **THADDEUS YOUNG** did so in three straight from March 28-April 1, 2011 (Stathead).
- Through three appearances in March, Oubre Jr. is averaging 25.3 points and 5.0 rebounds. He is one of six Eastern Conference players averaging at least 25 points and five boards in the month, joining Milwaukee's **GIANNIS ANTETOKOUNMPO**, Orlando's **PAOLO BANCHERO**, Boston's **JAYLEN BROWN** and **JAYSON TATUM**, along with Washington's **KYLE KUZMA**.
- In his 23rd start this season, **PAUL REED** tallied 17 points, 11 rebounds and three blocked shots, giving him his fifth double-double of 2023-24, matching his career high, which he set last season. Ten of Reed's 11 career double-doubles have come over the last two seasons (Stathead).
 - Wednesday was the second game for Reed this season with at least 15 points, 10 rebounds and three blocks, entering 2023-24 he had only recorded such a stat line one time (April 9, 2023 against Brooklyn).
- Reed also has recorded at least 15 points and five rebounds in four of his last six appearances, dating back to Feb. 25.
- **CAM PAYNE** scored 16 points and collected five rebounds in 28 minutes, giving him five games of at least 15 points in his 11 appearances since being acquired by the 76ers. Payne has started the last three games with Philadelphia and is averaging 17.0 points on 40.9-percent shooting from three in those games.
- On Wednesday, **BUDDY HIELD** scored 15 points, including a trio of three-pointers, marking his 13th consecutive game with multiple made threes. This represents the fourth-longest active streak in the NBA (Stathead).
- **JEFF DOWTIN JR.**, who signed a two-way contract with Philadelphia on March 2, tied career highs in points (10), steals (three), three-pointers made (two) and blocks (one) on Wednesday, while setting a career-high mark with six assists in his home debut.

Brooklyn 112, Philadelphia 107 – Barclays Center – March 5, 2024

Game Highs		
	76ers	Nets
Points	Oubre Jr. – 30	Finney-Smith/Schroder – 20
Rebounds	Harris – 9	Claxton – 10
Assists	Lowry – 5	Schroder – 8
Steals	Reed – 2	Smith Jr. – 3
Blocks	Bamba/Batum – 1	Claxton – 4

- The 76ers fell to the Brooklyn Nets on Tuesday and hold a 35-26 record through 61 games in 2023-24.
- Against the Nets, Philadelphia had five players (**KELLY OUBRE JR.** – 30, **TOBIAS HARRIS** – 18, **CAM PAYNE** – 15, **KYLE LOWRY** – 14, and **BUDDY HIELD** – 13) score in double figures for the 34th time this season.
- Tuesday's 30-point showing off the bench represented a season-high in points for Oubre Jr., shooting 11-for-20 from the field and adding six rebounds. This outing was the 11th 30-point and five-rebound game of his career, his first since Dec. 19, 2022.
- Oubre Jr. has scored at least 20 points in his last two games as a reserve, making him the first 76er with back-to-back 20-point games off the bench since **SHAKE MILTON** did so on Jan. 14 (28 points against Memphis) and Jan. 16 (31 points versus Miami) during the 2020-21 season.
- In six games since the All-Star break, Oubre Jr. is Philadelphia's third-leading scorer at 15.0 points per game.
- Philadelphia's starting backcourt of Payne and Lowry combined for 29 points (10-19 FG, 7-14 3FG).
- For Payne, this marked his fifth double-figure scoring game in his 10 appearances since being acquired by the 76ers.
- In these 10 outings, he is averaging 10.2 points (102 total points scored), marking his second-highest point total within his first 10 games with any franchise of his career (106 total points, 10.6 points per game in first 10 games with Phoenix in 2020-21).
- In Lowry's third consecutive start with Philadelphia, he has combined on 29 total points and has shot 44.4-percent from three-point range (8-18). This percentage ranks within the top-20 since March 1 in the NBA (min. 15 3FGA).
- Over this same period, Lowry is one of six players league-wide with at least 20 assists with five or fewer turnovers.

Philadelphia 120, Dallas 116 – American Airlines Center – March 3, 2024

Game Highs		
	76ers	Mavericks
Points	Harris – 28	Doncic – 38
Rebounds	Batum – 11	Doncic – 11
Assists	Lowry – 7	Doncic – 10
Steals	Batum – 3	Gafford – 2
Blocks	5 Tied - 1	Lively II/Jones Jr. - 1

- The 76ers defeated the Dallas Mavericks on Sunday, splitting their season series 1-1. The win improved Philadelphia's record to 12-8 (.600) against Western Conference teams in 2023-24 (T-3rd among Eastern Conference teams).
- Defensively, the 76ers tallied 10 steals and five blocked shots against Dallas, marking their NBA-leading 17th game of the season with at least 10 swipes and five rejections.
- Through 60 games in 2023-24, Philadelphia is one of three NBA teams averaging at least eight steals (8.5; 1st in NBA) and five blocked shots (5.8; 9th in NBA).
- **TOBIAS HARRIS** led Philadelphia's offense with 28 points on 11-of-19 shooting (3-6 3FG), while also adding five rebounds. Harris has scored at least 20 points in consecutive games for the first time since Jan. 30-Feb. 1.
- In 54 games this season, Harris has nine games with at least 25 points and five rebounds after combining for eight such games over the previous two seasons (7 in 2021-22; 1 in 2022-23).
- Sunday also marked the ninth game this season for Harris with at least three makes from three-point range (PHI: 6-3).
- **TYRESE MAXEY** (24 points), registered his team-best 45th 20-point game this season (T-9th in NBA).
- Maxey scored 17 of his 24 points in the opening quarter on 7-of-10 shooting, tied for the second-highest scoring quarter of his career.
- Maxey is averaging 28.7 points, 5.0 assists, and 1.5 steals over his last six games. He is the only Eastern Conference player with such numbers since Feb. 22.
- **KELLY OUBRE JR.** scored 21 points in 26 reserve minutes, marking his second 20-point performance off the bench this season (27 pts, Oct. 26 vs. Milwaukee).
- Philadelphia shot 29-of-31 (93.5%) from the foul line, marking the fifth-best mark from the stripe in a single game throughout the NBA this season (min. 30 attempts). The 76ers lead the NBA in free throw percentage at 83.2, which currently stands as the fifth-highest mark for a full season in NBA history.

76ERS vs. PELICANS ALL-TIME SERIES & 2023-24 GAME-BY-GAME

	2023-24	All-Time	Streak
Overall:	0-1	23-21	NOP W1 (Last loss: 1/2/23)
Home:	-	14-7	PHI W2 (Last loss: 4/9/21)
Away:	0-1	8-14	NOP W2 (Last loss: 10/20/21)
Neutral:			



2023-24 76ERS vs. PELICANS REG. SEASON SCHEDULE
Nov. 29, 2023 **Philadelphia 114, NEW ORLEANS 124**
 Mar. 8, 2024 Philadelphia vs. New Orleans

76ERS-PELICANS CONNECTIONS

76ers **KELLY OUBRE JR.** played for Pelicans assistant coach **JAMES BORREGO** when he was the head coach of the Charlotte Hornets during the 2021-2022 season... 76ers **NICOLAS BATUM** and New Orleans' **CJ MCCOLLUM** were teammates on the Portland Trail Blazers from 2013-2015... The Pelicans **JEREMIAH ROBINSON-EARL** played collegiately at Villanova... Philadelphia's **DE'ANTHONY MELTON** and New Orleans' **JONAS VALANCIUNAS** were teammates on the Memphis Grizzlies from 2019-2021... Valanciunas also played under 76ers head coach **NICK NURSE** when he was an assistant coach and head coach for the Toronto Raptors from 2015-2019... Pelicans' coaching advisor **MIKE D'ANTONI** was an associate head with the 76ers during the 2015-2016 season... Pelicans assistant coach for player development **COREY BREWER** played for the 76ers during the 2018-2019 season... 76ers assistant coach **BRYAN GATES** was an assistant coach with the Pelicans from 2013-2015... Philadelphia's **KYLE LOWRY** and Pelicans' **CODY ZELLER** were teammates on the Miami Heat during the 2022-2023 season... 76ers **BUDDY HIELD** was drafted by the Pelicans in the first round of the 2016 NBA Draft... New Orleans' **LARRY NANCE JR.** and 76ers' **CAM PAYNE** were teammates on the Cleveland Cavaliers for part of the 2018-2019 season.

THE JO SHOW

- Joel Embiid was named a starter for the 2024 NBA All-Star Game on Jan. 25, marking the seventh career All-Star nod for Embiid. The only 76ers ever with more All-Star selections are Hall of Famers **DOLPH SCHAYES** (12), **JULIUS ERVING** (11), **HAL GREER** (10) and **ALLEN IVERSON** (eight).
- Embiid, Milwaukee's **GIANNIS ANTETOKOUNMPO**, and the Lakers' **LEBRON JAMES** are the only NBA players to be named All-Stars in each of the last seven seasons.
- On Jan. 22 the reigning NBA MVP set a 76ers franchise record, and a 2023-24 NBA high, with 70 points against the San Antonio Spurs. In the process, Embiid recorded the NBA's first-ever stat line of at least 70 points, 15 rebounds, and five assists.
- His record-setting performance made the Cameroon-native one of 10 NBA players in league history to record a 70-point game.
- Embiid did all of this in just 37 minutes played, the fewest ever in a 70-point game. He and Damian Lillard (39 minutes) are the only players in NBA history to score at least 70 points in a game while playing fewer than 40 minutes.
- Through 34 appearances this season, Embiid is averaging career highs in points (35.3), field goals made (11.8), free throws made (10.5), free throw percentage (88.3%), assists per game (5.7) and steals (1.1)
- Embiid's is averaging 35.3 points in 2023-24. Embiid, who captured the scoring title in each of the last two seasons (2021-23), is averaging the highest points per game by a player since **JAMES HARDEN** averaged 36.1 points during the 2018-19 season.
- By also shooting 53.3-percent from the floor, Embiid is on track to be the third NBA player to average at least 35 points on 50-percent shooting for a full season. He would join Hall of Famers Wilt Chamberlain (1960-64) and Michael Jordan (1987-88).
- While adding 11.3 rebounds and 5.7 assists, Embiid is also on pace to join Wilt Chamberlain in 1963-64 as the only NBA players to average 35 points, 10 rebounds and five assists for a full season.
- Embiid set a franchise-record with 22 straight games of 30-plus points from Nov. 17 to Jan. 22, representing the fifth-longest 30-point streak in league history.
- Embiid has tallied 11,919 career points, good for seventh on the franchise's all-time ledger.

A deep dive into Joel Embiid's Most Valuable Moments from 2022-23:

- Posted a then-career-high 59 points to go along with 11 rebounds, eight assists and a career-high-tying seven blocked shots against Utah on Nov. 13.
- On Feb. 15, became the fastest 76er ever to reach 10,000 career points.
- Set a franchise record with 10 straight 30-point games between March 2-20.
- Recorded an Eastern Conference-best 44 games with at least 30 points, the most by a 76er since Hall of Famer Allen Iverson did so during the 2005-06 season.
- Embiid averaged 10.2 first quarter points on 56.9% shooting making him the lone player in the league with such numbers.
- Tallied 50-plus points on three occasions, joining Chamberlain and Iverson as the only 76ers ever with at least three such games in a season.
- Over the course of the season, Embiid earned three Eastern Conference Player of the Month awards (December, January and March/April), as well as four Eastern Conference Player of the Week nods.
 - He is the first NBA player since 2019-20 and the first 76er ever to capture a trio of monthly honors within a single season.
 - His seven career Player of the Month honors are a 76ers record.

76ERS FRANCHISE SCORING LEADERS

1.	Hal Greer	21,586
2.	Allen Iverson	19,931
3.	Dolph Schayes	18,438
4.	Julius Erving	18,364
5.	Charles Barkley	14,184
6.	Billy Cunningham	13,626
7.	Joel Embiid	11,919



Fresh Faces: The 76ers' 2023-24 roster features 16 players, including three players on two-way contracts. **New to the roster:** Mo Bamba, Nicolas Batum, Ricky Council IV, Robert Covington, Jeff Dowtin Jr., Buddy Hield, Kyle Lowry, KJ Martin, Kelly Oubre Jr., Cameron Payne and Terquavion Smith. **Returning 76ers:** Joel Embiid, Tobias Harris, Tyrese Maxey, De'Anthony Melton and Paul Reed.

PHILADELPHIA 76ERS 2023-24 ROSTER

No.	Name	Ht. [^]	Wt.	DOB	Prior to NBA/Country	Years Pro
5	Mo Bamba	7' 0"	231	5/12/98	Texas/USA	5
40	Nicolas Batum	6' 8"	230	12/14/88	Le Mans/France	15
16	Ricky Council IV*	6' 6"	207	8/3/01	Arkansas/USA	R
33	Robert Covington	6' 7"	209	12/14/90	Tennessee State/USA	10
11	Jeff Dowtin Jr.*	6' 3"	177	5/10/97	Rhode Island/USA	2
21	Joel Embiid	7' 0"	280	3/16/94	Kansas/Cameroon	7
12	Tobias Harris	6' 8"	226	7/15/92	Tennessee/USA	12
17	Buddy Hield	6' 4"	220	12/17/92	Oklahoma/Bahamas	7
7	Kyle Lowry	6' 0"	196	3/25/86	Villanova/USA	17
1	KJ Martin	6' 6"	215	1/6/01	IMG Academy/USA	3
0	Tyrese Maxey	6' 2"	200	11/4/00	Kentucky/USA	3
8	De'Anthony Melton	6' 3"	200	5/28/98	USC/USA	5
9	Kelly Oubre Jr.	6' 7"	203	12/9/95	Kansas/USA	8
22	Cameron Payne	6' 3"	183	8/8/94	Murray State/USA	8
44	Paul Reed	6' 9"	210	6/14/99	DePaul/USA	3
23	Terquavion Smith*	6' 4"	160	12/31/02	NC State/USA	R

[^]Per NBA guidelines, players were measured without shoes.

*Two-way contract

HEAD COACH: Nick Nurse

ASSISTANT COACHES: Bryan Gates, Bobby Jackson, Rico Hines, Matt Brase, Coby Karl, Mike Longabardi, Doug West

HEAD VIDEO COORDINATOR: John Corbacio

PLAYER DEVELOPMENT COACHES: Fabulous Flournoy, Jason Love, TJ DiLeo, Terrel Harris, Toure' Murry, Reggie Redding

ASSISTANT VIDEO COORDINATOR: Kareem Thawer

VICE PRESIDENT, ATHLETE CARE: Simon Rice

HEAD ATHLETIC TRAINER & MEDICAL SERVICES DIRECTOR: Kevin Johnson

HEAD STRENGTH AND CONDITIONING COACH: Ben Kenyon

PRONUNCIATIONS

- Nicolas (Nick-O-Ia) Batum (Ba-TOOM)
- Joel (jo-ELL) Embiid (em-BEAD)
- Tobias (toe-bias) Harris
- Terquavion Smith (turr-KWAY-vee-awn) Smith

HOW THE 76ERS WERE BUILT

- **Mo Bamba** (Signed as a free agent on July 9, 2023)
- **Nicolas Batum** (Acquired in a trade with the LA Clippers on Nov. 1, 2023)
- **Ricky Council IV** (Signed two-way contract on Oct. 25, 2023)
- **Robert Covington** (Acquired in a trade with the LA Clippers on Nov. 1, 2023)
- **Jeff Downtin Jr.** (Signed to a two-way contract on March 2, 2024)
- **Joel Embiid** (2014 NBA Draft, No. 3 overall)
- **Tobias Harris** (Re-signed as a free agent on July 10, 2019)
- **Buddy Hield** (Acquired in a trade with the Indiana Pacers on Feb. 8, 2024)
- **Kyle Lowry** (Signed as a free agent on Feb. 13, 2024)
- **KJ Martin** (Acquired in a trade with the LA Clippers on Nov. 1, 2023)
- **Tyrese Maxey** (2020 NBA Draft, No. 21 overall)
- **De'Anthony Melton** (Acquired in a trade with Memphis during the 2022 NBA Draft)
- **Kelly Oubre Jr.** (Signed as a free agent on Sept. 26, 2023)
- **Cameron Payne** (Acquired in a trade with the Milwaukee Bucks on Feb. 8, 2024)
- **Paul Reed** (2020 NBA Draft, No. 58 overall)
- **Terquavion Smith** (Signed to two-way contract on July 1, 2023)

TRANSACTIONS

JULY 1: Signed Terquavion Smith and Ricky Council IV to two-way contracts....**JULY 9:** Signed both Mo Bamba and Patrick Beverley as free agents...**JULY 13:** Resigned Paul Reed...**JULY 17:** Signed Ažuolas Tubelis to a two-way contract and Filip Petrušev to NBA contract...**JULY 18:** Re-signed Montrezl Harrell...**AUG 13:** Signed Javonte Smart to Exhibit 10 contract...**SEPT 11:** Signed David Duke Jr. to Exhibit 10 contract...**SEPT 13:** Signed Danny Green...**SEPT 21:** Signed Marcus Bagley to Exhibit 10 contract...**SEPT 26:** Waived Marcus Bagley and signed Kelly Oubre Jr...**SEPT. 20:** Waived Ricky Council IV and David Duke Jr...**SEPT. 21:** Converted Javonte Smart to a two-way contract...**SEPT. 23:** Waived Montrezl Harrell...**OCT 25:** Waived Ažuolas Tubelis and signed Ricky Council IV to a two-way contract...**NOV. 1:** Waived Danny Green...**NOV. 1:** Acquired Nicolas Batum, Robert Covington, KJ Martin, Marcus Morris Sr., two future first-round draft picks, the right to swap first-round draft picks with LAC in 2029, and two future second-round draft picks in exchange for James Harden, P.J. Tucker, and Filip Petrušev as part of a three-team deal with the LA Clippers and Oklahoma City Thunder...**DEC. 23:** Waived Javonte Smart...**DEC. 23:** Signed Kenneth Lofton Jr. to a two-way deal...**FEB. 8:** Acquired Buddy Hield in a three-team trade with the Indiana Pacers and San Antonio Spurs including Marcus Morris Sr. and Furkan Korkmaz and three future second-round draft picks...**FEB. 8:** Traded Danuel House Jr. to the Detroit Pistons...**FEB. 8:** Acquired Cameron Payne and a 2027 second-round pick in exchange for Patrick Beverley...**FEB. 13:** Signed Kyle Lowry...**FEB. 20:** Signed Darius Bazley to 10-day contract...**MARCH 1:** Waived Kenneth Lofton Jr. ...**MARCH 2:** Signed Jeff Downtin Jr. to a two-way contract.

76 GAME NOTES
PRESENTED BY INTEGR8

PHILADELPHIA 76ERS 2023-24 REGULAR SEASON STATISTICS

Through March 07 (35-27)

PHILADELPHIA 76ERS

2023-24 REGULAR SEASON STATISTICS

PLAYER				-FIELD GOALS-			-3-POINT FG--			-FREE THROWS-			--REBOUNDS--			PF	DQ	STL	TO	BLK	PTS	AVG			
	G	GS	MIN	FG	FGA	PCT	FG	FGA	PCT	FT	FTA	PCT	OFF	DEF	TOT								AST		
Embiid	34	34	1157	402	754	.533	41	112	.366	356	403	.883	89	295	384	193	98	1	39	126	60	1201	35.3		
Maxey	55	55	2056	497	1108	.449	168	445	.378	269	309	.871	31	175	206	345	121	1	56	94	27	1431	26.0		
Harris	56	56	1898	376	758	.496	70	198	.354	157	176	.892	61	283	344	180	95	0	56	76	31	979	17.5		
Oubre Jr.	49	33	1427	261	579	.451	68	223	.305	115	153	.752	63	158	221	59	146	1	57	52	26	705	14.4		
Hield (TOT)	64	40	1732	297	675	.440	178	454	.392	36	42	.857	41	167	208	201	136	2	58	82	34	808	12.6		
Hield (PHI)	12	12	396	68	158	.430	41	97	.423	8	9	.889	7	34	41	62	33	1	15	20	3	185	15.4		
Melton	36	33	1002	136	348	.391	75	207	.362	66	79	.835	27	110	137	110	82	1	56	39	16	413	11.5		
Lowry (TOT)	43	38	1212	121	281	.431	72	184	.391	43	50	.860	29	120	149	181	108	1	45	62	16	357	8.3		
Lowry (PHI)	6	3	175	18	39	.462	10	23	.435	8	8	1.000	4	16	20	34	14	1	6	9	1	54	9.0		
Payne (TOT)	58	5	925	144	326	.442	71	183	.388	50	58	.862	12	69	81	144	91	0	27	41	5	409	7.1		
Payne (PHI)	11	3	223	43	104	.413	19	52	.365	13	14	.929	7	12	19	35	18	0	5	10	2	118	10.7		
Reed	62	23	1143	187	342	.547	14	38	.368	37	50	.740	138	210	348	79	151	2	43	44	54	425	6.9		
Morris	37	7	637	90	205	.439	36	90	.400	31	36	.861	18	91	109	26	61	0	13	19	11	247	6.7		
Beverley	47	5	919	104	241	.432	35	109	.321	51	63	.810	30	115	145	144	83	0	24	49	18	294	6.3		
Council	20	0	189	37	79	.468	4	19	.211	42	58	.724	12	27	39	7	9	0	2	4	0	120	6.0		
Batum (TOT)	42	30	1022	82	171	.480	51	121	.421	14	19	.737	52	114	166	90	84	0	29	26	30	229	5.5		
Batum (PHI)	39	30	968	79	163	.485	49	114	.430	14	19	.737	52	107	159	85	79	0	26	25	26	221	5.7		
Dowtin	2	0	30	4	7	.571	2	4	.500	0	0	---	0	3	3	7	0	0	3	1	1	10	5.0		
Covington (TOT)	29	6	488	43	98	.439	19	56	.339	22	26	.846	31	66	97	24	56	0	39	11	18	127	4.4		
Covington (PHI)	26	3	419	40	89	.449	17	48	.354	21	24	.875	29	60	89	17	49	0	33	11	16	118	4.5		
House Jr.	34	4	509	47	105	.448	15	50	.300	35	46	.761	16	42	58	28	45	0	15	19	5	144	4.2		
Springer	32	1	377	46	118	.390	8	37	.216	28	34	.824	25	33	58	35	49	0	25	26	11	128	4.0		
Bamba	40	3	439	61	130	.469	14	33	.424	21	33	.636	56	95	151	28	62	0	13	29	38	157	3.9		
Smith	12	0	69	16	40	.400	12	31	.387	2	3	.667	0	2	2	10	4	0	7	4	0	46	3.8		
Martin (TOT)	45	2	520	70	124	.565	6	21	.286	16	31	.516	21	63	84	34	71	1	18	23	7	162	3.6		
Martin (PHI)	43	2	489	66	114	.579	5	16	.313	15	29	.517	20	61	81	33	68	1	16	21	6	152	3.5		
Korkmaz	35	0	300	30	76	.395	14	40	.350	14	20	.700	4	26	30	25	17	0	14	10	3	88	2.5		
Lofton (TOT)	17	0	108	15	43	.349	3	12	.250	8	15	.533	2	16	18	14	15	0	3	8	3	41	2.4		
Lofton (PHI)	2	0	9	1	6	.167	0	2	.000	0	0	---	0	3	3	0	0	0	0	2	0	2	1.0		
Tucker	3	3	66	2	5	.400	2	5	.400	0	0	---	1	13	14	0	9	0	3	2	2	6	2.0		
Bazley	3	0	10	0	1	.000	0	0	---	0	0	---	0	1	1	2	0	0	0	1	0	0	0.0		
Green	2	0	18	0	2	.000	0	1	.000	0	0	---	0	2	2	1	1	0	1	0	0	0	0.0		
Petrusev	1	0	3	0	0	---	0	0	---	0	0	---	0	1	1	0	0	0	0	0	0	0	0.0		
Smart	1	0	1	0	0	---	0	0	---	0	0	---	0	0	0	0	0	0	0	0	0	0	0.0		
76ERS	62		-14933	2611	5571		.469	719	1994		.361	1303	1566	.832	690	1975	2665	1545	1294	9	528	732	357	7244	116.8
OPPONENTS	62		-14933	2558	5395		.474	733	2072		.354	1204	1525	.790	691	2055	2746	1626	1199	7	373	891	385	7053	113.8

	-- SINGLE-GAME HIGHS --							----- AVERAGE PER GAME -----							--CAREER HIGHS (C=SET, T=TIED THIS SEASON)--						
PLAYER	MIN	REB	AST	ST	TO	BL	PTS	MIN	REB	AST	STL	TO	BLK	PTS	FG	FGA	FT	FTA	REB	AST	PTS
Embiid	41	18	11	4	8	6	70	34.0	11.3	5.7	1.15	3.7	1.76	35.3	24C	41C	23	27	22	13	70C
Maxey	47	10	11	4	5	3	51	37.4	3.7	6.3	1.02	1.7	0.49	26.0	20C	33	14C	15C	10C	11C	51C
Harris	43	12	7	4	5	3	37	33.9	6.1	3.2	1.00	1.4	0.55	17.5	15	29	13	14	20	10	39
Oubre Jr.	41	12	4	4	5	3	30	29.1	4.5	1.2	1.16	1.1	0.53	14.4	14	27	12	17	15	7	40
Hield (TOT)	44	11	10	4	5	3	31	27.1	3.3	3.1	0.91	1.3	0.53	12.6	15	29	9	9	12	10C	42
Hield (PHI)	44	5	10	4	5	1	24	33.0	3.4	5.2	1.25	1.7	0.25	15.4							
Melton	41	7	8	5	4	2	30	27.8	3.8	3.1	1.56	1.1	0.44	11.5	11	19C	10T	11	11	10	33
Lowry (TOT)	39	11	10	4	4	2	28	28.2	3.5	4.2	1.05	1.4	0.37	8.3	15	29	15	16	14	19	43
Lowry (PHI)	36	6	10	2	3	1	15	29.2	3.3	5.7	1.00	1.5	0.17	9.0							
Payne (TOT)	36	5	7	2	3	1	20	15.9	1.4	2.5	0.47	0.7	0.09	7.1	9	20	6T	7	8	16	29
Payne (PHI)	36	5	7	2	2	1	20	20.3	1.7	3.2	0.45	0.9	0.18	10.7							
Reed	42	13	5	4	3	4	30	18.4	5.6	1.3	0.69	0.7	0.87	6.9	14C	21C	5	6	14	5C	30C
Morris	33	9	5	2	3	2	17	17.2	2.9	0.7	0.35	0.5	0.30	6.7	13	23	12	14	14	8	38
Beverley	38	9	11	3	4	3	26	19.6	3.1	3.1	0.51	1.0	0.38	6.3	11	19	8	8	16	12	26T
Council	29	10	2	1	1	0	19	9.5	2.0	0.4	0.10	0.2	0.00	6.0	7C	13C	8C	8C	10C	2C	19C
Batum (TOT)	37	11	6	4	2	3	14	24.3	4.0	2.1	0.69	0.6	0.71	5.5	13	24	13	15	18	16	35
Batum (PHI)	37	11	6	4	2	3	14	24.8	4.1	2.2	0.67	0.6	0.67	5.7							
Dowtin	24	3	6	3	1	1	10	14.9	1.5	3.5	1.50	0.5	0.50	5.0	4T	9	2	3	6	6C	10T
Covington (TOT)	37	7	3	5	2	2	18	16.8	3.3	0.8	1.34	0.4	0.62	4.4	15	24	12	13	16	9	43
Covington (PHI)	37	7	3	5	2	2	18	16.1	3.4	0.7	1.27	0.4	0.62	4.5							
House Jr.	29	5	3	3	2	1	14	15.0	1.7	0.8	0.44	0.6	0.15	4.2	10	18	9	10	12	7	23
Springer	26	5	4	4	3	2	11	11.8	1.8	1.1	0.78	0.8	0.34	4.0	8	13	4C	4C	5C	4C	19
Bamba	26	10	3	2	2	4	18	11.0	3.8	0.7	0.33	0.7	0.95	3.9	12	17	8	10	18	6	32
Smith	13	1	5	3	1	0	17	5.8	0.2	0.8	0.58	0.3	0.00	3.8	6C	8C	2C	2C	1C	5C	17C
Martin (TOT)	31	8	4	2	2	1	15	11.6	1.9	0.8	0.40	0.5	0.16	3.6	12	21	9	12	15	7	31
Martin (PHI)	31	8	4	2	2	1	15	11.4	1.9	0.8	0.37	0.5	0.14	3.5							
Korkmaz	27	4	3	3	1	2	19	8.6	0.9	0.7	0.40	0.3	0.09	2.5	13	18	6	7	11	6	34
Lofton (TOT)	19	5	3	2	2	1	12	6.3	1.1	0.8	0.18	0.5	0.18	2.4	17	25	8	12	14	3T	42
Lofton (PHI)	5	2	0	0	2	0	2	4.4	1.5	0.0	0.00	1.0	0.00	1.0							
Tucker	26	7	0	2	1	2	3	22.1	4.7	0.0	1.00	0.7	0.67	2.0	10	18	9	12	19	8	24
Bazley	4	1	1	0	1	0	0	3.3	0.3	0.7	0.00	0.3	0.00	0.0	11	25	11	13	16	6	29
Green	14	2	1	1	0	0	0	9.2	1.0	0.5	0.50	0.0	0.00	0.0	12	25	9	10	12	7	33
Petrusev	3	1	0	0	0	0	0	2.7	1.0	0.0	0.00	0.0	0.00	0.0	1C	2C	1C	2C	1C	0	3C
Smart	1	0	0	0	0	0	0	0.7	0.0	0.0	0.00	0.0	0.00	0.0	8	14	3	4	6	4	20
76ERS	267	56	38	17	21	17	146	240.9	43.0	24.9	8.52	11.8	5.76	116.8	69	140	59	86	93	45	163
OPPONENTS	267	56	39	11	24	15	139	240.9	44.3	26.2	6.02	14.4	6.21	113.8	64	148	57	74	105	44	154



NEW ORLEANS PELICANS 2023-24 REGULAR SEASON STATISTICS

Through March 07 (37-25)

NEW ORLEANS PELICANS

2023-24 REGULAR SEASON STATISTICS

PLAYER				-FIELD GOALS-			-3-POINT FG--			-FREE THROWS-			--REBOUNDS--			AST	PF	DQ	STL	TO	BLK	PTS	AVG
	G	GS	MIN	FG	FGA	PCT	FG	FGA	PCT	FT	FTA	PCT	OFF	DEF	TOT								
Williamson	51	51	1556	444	771	.576	5	13	.385	230	335	.687	89	192	281	264	116	1	45	131	28	1123	22.0
Ingram	56	56	1857	452	918	.492	79	220	.359	232	288	.806	40	240	280	325	128	0	45	147	33	1215	21.7
McCollum	46	46	1443	311	681	.457	155	367	.422	81	102	.794	26	172	198	205	96	0	48	70	34	858	18.7
Murphy	37	10	1000	169	385	.439	105	279	.376	64	85	.753	24	131	155	67	46	0	32	16	19	507	13.7
Valanciunas	62	62	1560	332	584	.568	35	96	.365	134	168	.798	161	428	589	137	174	4	25	86	62	833	13.4
Jones	57	57	1671	233	452	.515	89	204	.436	98	115	.852	62	144	206	140	166	1	74	67	44	653	11.5
Hawkins	55	10	1075	167	428	.390	104	281	.370	64	75	.853	28	113	141	65	68	1	17	38	6	502	9.1
Ryan	19	1	349	47	104	.452	40	85	.471	13	14	.929	6	33	39	16	29	0	6	18	1	147	7.7
Marshall	50	1	946	124	276	.449	41	112	.366	62	79	.785	47	132	179	102	72	0	36	54	10	351	7.0
Alvarado	41	0	702	104	251	.414	51	145	.352	27	40	.675	16	74	90	84	60	0	47	33	14	286	7.0
Daniels	52	15	1139	112	256	.438	32	110	.291	32	50	.640	51	140	191	136	84	0	72	52	21	288	5.5
Nance Jr.	44	0	808	93	158	.589	20	47	.426	28	39	.718	65	162	227	69	67	0	40	39	17	234	5.3
Brockington	1	0	3	2	5	.400	0	1	.000	0	0	---	1	1	2	0	0	0	0	0	0	4	4.0
Robinson-Earl	27	1	261	35	70	.500	12	29	.414	12	15	.800	17	42	59	11	18	0	9	12	4	94	3.5
Lewis	15	0	144	16	52	.308	2	20	.100	10	11	.909	4	10	14	18	8	0	5	8	1	44	2.9
Seabron	6	0	55	4	13	.308	1	2	.500	5	6	.833	1	6	7	5	4	0	2	0	1	14	2.3
Zeller	39	0	301	25	60	.417	1	3	.333	22	36	.611	46	61	107	36	42	0	8	15	5	73	1.9
Liddell	8	0	23	1	6	.167	0	5	.000	2	2	1.000	0	5	5	1	2	0	2	2	2	4	0.5
Crutcher	1	0	3	0	1	.000	0	0	---	0	0	---	0	0	0	0	0	0	0	0	0	0	0.0
Gates	1	0	7	0	4	.000	0	2	.000	0	0	---	0	1	1	0	0	0	0	0	0	0	0.0
PELICANS	62		-14907	2671	5475	.488	772	2021	.382	1116	1460	.764	684	2087	2771	1681	1180	7	513	824	302	7230	116.6
OPPONENTS	62		-14907	2515	5459	.461	830	2405	.345	1052	1350	.779	643	1990	2633	1665	1170	6	411	879	328	6912	111.5

PLAYER	-- SINGLE-GAME HIGHS --							----- AVERAGE PER GAME -----							-CAREER HIGHS (C=SET, T=TIED THIS SEASON)-						
	MIN	REB	AST	ST	TO	BL	PTS	MIN	REB	AST	STL	TO	BLK	PTS	FG	FGA	FT	FTA	REB	AST	PTS
Williamson	37	11	11	3	6	2	36	30.5	5.5	5.2	0.88	2.6	0.55	22.0	16	28	14	19	15	11C	43
Ingram	42	10	11	3	9	4	41	33.2	5.0	5.8	0.80	2.6	0.59	21.7	18	31	16	20	15	13	49
McCollum	41	11	9	4	4	3	33	31.4	4.3	4.5	1.04	1.5	0.74	18.7	18	31	14	14	11T	12	50
Murphy	37	10	7	3	2	3	34	27.0	4.2	1.8	0.86	0.4	0.51	13.7	13	21	9T	12C	10T	7C	41
Valanciunas	37	18	7	2	6	4	29	25.2	9.5	2.2	0.40	1.4	1.00	13.4	16	28	16	18	25	12	39
Jones	39	10	8	7	5	4	23	29.3	3.6	2.5	1.30	1.2	0.77	11.5	11	21	9C	10C	11	8T	35
Hawkins	41	7	4	2	4	2	34	19.5	2.6	1.2	0.31	0.7	0.11	9.1	11C	19C	6C	8C	7C	4C	34C
Ryan	35	6	3	1	5	1	20	18.4	2.1	0.8	0.32	0.9	0.05	7.7	7C	11	6C	6C	6C	4	20C
Marshall	31	9	7	3	4	2	16	18.9	3.6	2.0	0.72	1.1	0.20	7.0	9	19	8	10	13	7T	24
Alvarado	27	8	7	4	3	2	16	17.1	2.2	2.0	1.15	0.8	0.34	7.0	12	19	7	8	8T	10	38
Daniels	41	10	7	6	5	2	17	21.9	3.7	2.6	1.38	1.0	0.40	5.5	7C	14C	6C	6C	10C	9	17C
Nance Jr.	30	10	6	5	4	3	14	18.4	5.2	1.6	0.91	0.9	0.39	5.3	10	17	9	10	19	9	23
Brockington	3	2	0	0	0	0	4	3.4	2.0	0.0	0.00	0.0	0.00	4.0	2C	5C	0	0	2C	0	4C
Robinson-Earl	28	9	2	2	3	1	11	9.7	2.2	0.4	0.33	0.4	0.15	3.5	7	13	4T	5C	14	4	18
Lewis	20	3	4	2	1	1	11	9.6	0.9	1.2	0.33	0.5	0.07	2.9	9	16	5	6	6	6	21
Seabron	17	3	2	1	0	1	9	9.2	1.2	0.8	0.33	0.0	0.17	2.3	3C	7C	2C	2C	3C	2C	9C
Zeller	23	9	6	2	2	1	9	7.7	2.7	0.9	0.21	0.4	0.13	1.9	13	15	10	15	15	8	28
Liddell	5	2	1	2	1	1	4	2.9	0.6	0.1	0.25	0.3	0.25	0.5	1C	3C	2C	2C	2C	1C	4C
Crutcher	3	0	0	0	0	0	0	2.7	0.0	0.0	0.00	0.0	0.00	0.0	0	1C	0	0	0	0	0
Gates	7	1	0	0	0	0	0	7.4	1.0	0.0	0.00	0.0	0.00	0.0	0	4C	0	0	1C	0	0
PELICANS	267	62	41	17	21	9	153	240.4	44.7	27.1	8.27	13.3	4.87	116.6	60C	114	46	60	71	41C	153C
OPPONENTS	267	64	37	12	24	17	141	240.4	42.5	26.9	6.63	14.2	5.29	111.5	57	114	39	49	65	41	147

2023-24 76ERS STARTING LINEUPS

1)	Harris	Tucker	Embiid	Melton	Maxey	2-1
2)	Oubre Jr.	Harris	Embiid	Melton	Maxey	6-0
3)	Batum	Harris	Embiid	Melton	Maxey	10-2
4)	Covington	Harris	Embiid	Melton	Maxey	1-2
5)	Batum	Harris	Morris Sr.	Melton	Maxey	0-2
6)	Harris	Morris Sr.	Reed	Melton	Beverley	0-1
7)	Morris Sr.	Harris	Embiid	Oubre Jr.	Maxey	1-0
8)	Oubre Jr.	Harris	Reed	Melton	Maxey	2-2
9)	Batum	Harris	Embiid	Oubre Jr.	Maxey	6-1
10)	Batum	Morris Sr.	Reed	Oubre Jr.	Maxey	0-1
11)	Batum	Harris	Reed	Melton	Maxey	1-1
12)	Oubre Jr.	Batum	Embiid	Beverley	Maxey	0-1
13)	Batum	Morris Sr.	Reed	Oubre Jr.	Beverley	0-1
14)	Batum	Harris	Reed	Oubre Jr.	Beverley	0-1
15)	House Jr.	Harris	Embiid	Oubre Jr.	Beverley	0-1
16)	House Jr.	Harris	Reed	Oubre Jr.	Maxey	1-1
17)	House Jr.	Morris Sr.	Reed	Oubre Jr.	Maxey	0-1
18)	Oubre Jr.	Harris	Reed	Springer	Maxey	0-1
19)	Hield	Harris	Reed	Oubre Jr.	Payne	0-1
20)	Oubre Jr.	Harris	Reed	Hield	Maxey	2-1
21)	Oubre Jr.	Martin	Reed	Hield	Maxey	1-1
22)	Batum	Harris	Reed	Hield	Maxey	1-1
23)	Hield	Harris	Bamba	Lowry	Maxey	2-0
24)	Hield	Harris	Bamba	Payne	Lowry	0-1
25)	Batum	Harris	Reed	Hield	Payne	0-1*
*Most recent starting lineup						

2023-24 76ERS MILESTONE TRACKER (REGULAR SEASON)

Player	Milestone	Needed
Nicolas Batum	1,000 Steals	43
Mo Bamba	500 Blocks	93
Robert Covington	1,000 Steals	61
Joel Embiid	500 Three-Pointers Made	6
Joel Embiid	4,500 Rebounds	Accomplished 11/12/23 vs. IND
Tobias Harris	15,000 Points	639
Tobias Harris	100 Blocks	34
Buddy Hield	200 Blocks	4
Buddy Hield	2,000 Made Three-Pointers	117
Buddy Hield	10,000 Points	407
Kyle Lowry	1,500 Steals	48
Kyle Lowry	5,000 Rebounds	151
Tyrese Maxey	500 Three-Pointers Made	9
Tyrese Maxey	500 Made Free Throws	Accomplished 11/15/23 vs. BOS
De'Anthony Melton	500 Three-Pointers Made	Accomplished 12/6/23 at WAS
De'Anthony Melton	500 Steals	9
Kelly Oubre Jr.	1,000 Three-Pointers Made	120
Paul Reed	500 Points	Accomplished 10/29/23 vs. POR
Paul Reed	100 Steals	Accomplished 12/18/23 vs. CHI
Paul Reed	100 Blocks	Accomplished 12/30/23 at CHI

2023-24 76ERS REGULAR SEASON TOP-10 RANKS					
STAT	LEAGUE RANK		PLAYER	STAT	LEAGUE RANK
FTM/G	1 st (21.0)		Joel Embiid	FTM/G	1 st (10.5)
TOT TOV	1 st (732)		Joel Embiid	FGM/G	1 st (11.8)
STL/G	1 st (8.5)		Joel Embiid	TOT FTM	6 th (356)
TOT FTM	1 st (1,303)		Joel Embiid	Triple-doubles	T-8 th (2)
TOV/G	1 st (11.8)		Tobias Harris	FT%	8 th (89.2)
TOV%	1 st (11.9)		Buddy Hield	TOT 3PM	9 th (178)
TOT STL	1 st (528)		Kyle Lowry	TOT Charges Drawn	T-9 th (12)
FT%	2 nd (83.2)		Tyrese Maxey	MIN/G	3 rd (37.4)
OPP PTS Off TOV	2 nd (14.0)		Tyrese Maxey	Loose Balls Recovered/G	T-6 th (1.0)
FB PTS	5 th (15.9)		Tyrese Maxey	TOT Loose Balls Recovered	T-8 th (57)
OPP TOV%	5 th (14.5)		Paul Reed	Loose Balls Recovered/36	4 th (1.6)
2 nd Chance Points/G	6 th (15.6)		Paul Reed	OREB%	9 th (11.4)
OFF Rating	6 th (117.7)				
AST/TOV	7 th (2.11)				
OREB%	8 th (29.7)				
BLK/G	9 th (5.8)				
OREB/G	9 th (11.1)				
PITP	10 th (52.1)				
+/-	10 th (3.1)				
Net RTG	10 th (3.2)				
TOT BLKS	10 th (357)				
TOT OREB	10 th (690)				

Reflected in the below chart is how many times each 76er has led the team in points, rebounds, assists, steals or blocks in a single game this season. Within the parentheses are instances of ties in the corresponding category. For example, Embiid: 2 (1) means that Joel has led the team in blocks twice and in one of those games he was tied with another player for the team high.

2023-24 TEAM LEADERS					
PLAYER	PTS	REBS	AST	STL	BLK
Bamba		4 (1)		2 (2)	12 (9)
Batum		1	1 (1)	6 (2)	9 (8)
Bazley					
Beverley	1	1	5	4 (4)	9 (6)
Council IV	1	1		1 (1)	
Covington		1	1	6 (3)	5 (5)
Dowtin Jr.			1	1 (1)	
Embiid	29 (2)	31 (1)	12 (3)	10 (6)	21 (11)
Harden					
Harris	4 (1)	8 (3)	6 (3)	8 (5)	8 (5)
Hield	1 (1)		2	4 (2)	2 (2)
House Jr.				3 (2)	
Korkmaz			1	1 (1)	2 (2)
Lofton Jr.					
Lowry			3	1 (1)	1 (1)
Martin		2 (1)			3 (3)
Maxey	22 (4)		33 (6)	10 (8)	7 (7)
Melton	1 (1)	1 (1)	1	13 (7)	6 (5)
Morris Sr.	1 (1)	3 (1)			4 (3)
Oubre Jr.	6 (1)	3 (2)		10 (7)	9 (8)
Payne				1	1 (1)
Petrušev					
Reed	1	12 (4)	1	9 (7)	19 (13)
Smart					
Smith			1 (1)	2 (2)	
Springer				5 (3)	3 (2)
Tucker		1 (1)		1 (1)	

Represented in the chart below is each time a 76er reached one of the listed plateaus in a single game this season.

2023-24 OUTSTANDING PERFORMERS									
PLAYER	10+ PTS	20+ PTS	30+ PTS	10+ REBS	10+ AST	3+ STL	3+ BLK	DBL-DBL	TRP-DBL
Bamba	4			1			7		
Batum	6			1		3	2		
Bazley									
Beverley	11	1			1			1	
Council IV	5			1				1	
Covington	3					4			
Dowtin Jr.	1					1			
Embiid	34	33	28	26	3	3	8	27	2
Harden									
Harris	47	22	4	5		8	2	5	
Hield	11	4			1	2		1	
House Jr.	4					1			
Korkmaz	3								
Lofton Jr.									
Lowry	3				1			1	
Martin	4								
Maxey	54	45	17	1	5	7	1	6	
Melton	22	4	1			8			
Morris Sr.	11								
Oubre Jr.	34	12	1	1		4	1	1	
Payne	6	1							
Petrušev									
Reed	15	1	1	6		3	3	5	
Smart									
Smith	1					1			
Springer	3					2			
Tucker									

2023-24 INDIVIDUAL & OPPONENT SINGLE-GAME HIGHS


	INDIVIDUAL	INDIVIDUAL OPPONENT	76ERS	OPPOSING TEAM
MIN	46:48, Tyrese Maxey vs. CLE 11/21/23 OT	44:17, Max Strus vs. CLE 11/21/23 OT	265:00, at ATL 1/10/24 OT 265:00, vs. CLE 11/21/23 OT	265:00, at ATL 1/10/24 OT 265:00 vs. CLE 11/21/23 OT
FG	24, Joel Embiid vs. SAS 1/22/24	14, Luka Doncic at DAL 3/3/24 14, Cam Thomas vs. BKN 2/3/24	53, at CHA 12/16/23 53, vs. IND 11/12/23	53, at IND 1/25/24
FGA	41, Joel Embiid vs. SAS 1/22/24	27, Luka Doncic at DAL 3/3/24	105, vs. IND 11/12/23	104, vs. ATL 12/8/23
3FG	7, Tyrese Maxey at UTA 2/1/24 7, Tyrese Maxey vs. IND 11/12/23 7, Tyrese Maxey at TOR 10/28/23	8, Stephen Curry at GSW 1/30/24 8, Fred VanVleet at HOU 12/29/23	22, vs. LAL 11/27/23	20, vs. BKN 2/3/24
3FGA	12, Tyrese Maxey at BOS 2/27/24 12, Buddy Hield vs. ATL 2/9/24 12, Tyrese Maxey vs. MIN 12/20/23 12, De'Anthony Melton at BOS 12/1/23 12, Tyrese Maxey vs. LAL 11/27/23 12, Tyrese Maxey vs. CLE 11/21/23 OT	13, Stephen Curry at GSW 1/30/24	46, vs. MIL 2/25/24 46, vs. WAS 12/11/23 46, vs. LAL 11/27/23	51, vs. BKN 2/3/24
FT	21, Joel Embiid vs. SAS 1/22/24	17, Damian Lillard at MIL 10/26/23	37, at OKC 11/25/23	34, at BOS 2/27/24
FTA	23, Joel Embiid vs. SAS 1/22/24	17, Donovan Mitchell 17 at CLE 2/12/24 17, Damian Lillard at MIL 10/26/23	45, at OKC 11/25/23	42, at ATL 1/10/24 OT
OREB	9, Joel Embiid vs. SAS 1/22/24	11, Nikola Jokic vs. DEN 1/16/24	23, vs. IND 11/12/23	23, vs. SAC 1/12/24 23, vs. ATL 12/8/23
DREB	15, Joel Embiid vs. CHI 1/2/24 15, Joel Embiid at CHA 12/16/23	20, Andre Drummond at CHI 12/30/23	44, vs. BOS 11/8/23	47, at BOS 2/27/24
REBS	18, Joel Embiid vs. SAS 1/22/24	23, Andre Drummond at CHI 12/30/23	56, vs. BOS 11/8/23	56, at BOS 2/27/24 56, at MIA 12/25/23 56, vs. CLE 11/21/23 OT
AST	11, Patrick Beverley at DEN 1/27/24 11, Joel Embiid vs. LAL 11/27/23 11, Tyrese Maxey at DET 11/10/23 11, Tyrese Maxey vs. WAS 11/6/23	17, Tyrese Haliburton vs. IND 11/12/23	38, vs. CHO 3/1/24	39, at WAS 12/6/23
STL	5, De'Anthony Melton vs. WAS 12/11/23 5, Robert Covington at BOS 12/1/23	4, Jevon Carter vs. CHI 1/2/24 4, DeMar DeRozan vs. CHI 12/18/23 4, Jaylen Brown at BOS 12/1/23 4, Jabari Walker vs. POR 10/29/23	17, vs. DET 12/15/23	11, vs. NYK 2/22/24 11, at NOP 11/29/23 11, vs. PHX 11/4/23
BLK	6, Joel Embiid vs. POR 10/29/23	6, Jaren Jackson Jr. vs. MEM 3/6/24	17, vs. POR 10/29/23	12, vs. PHX 11/4/23
TO	8, Joel Embiid at GSW 1/30/24	7, Jalen Brunson vs. NYK 2/22/24 7, Trae Young vs. ATL 2/9/24 7, Jayson Tatum at BOS 12/1/23 7, G. Antetokounmpo at MIL 10/26/23	21, at NOP 11/29/23	24, vs. UTA 1/6/24
PTS	70, Joel Embiid vs. SAS 1/22/24	40, Cam Thomas vs. BKN 2/3/24	146, vs. WAS 12/11/23 146, vs. WAS 11/6/23	139, at ATL 1/10/24 OT



76 GAME NOTES

PRESENTED BY  INTEGR8

2023-24 QUARTER-BY-QUARTER HIGHS		
76ERS		OPPONENT
	FIRST QUARTER	
24, Joel Embiid vs. SAS 1/22/24	POINTS	14, Pascal Siakam vs. TOR 12/22/23
9, Joel Embiid at CHA 12/16/23	REBOUNDS	9, Andre Drummond at CHI 12/30/23
6, Patrick Beverley at DEN 1/27/24	ASSISTS	5, Luka Doncic at DAL 3/3/24 5, Jayson Tatum at BOS 2/27/24 5, Caris LeVert vs. CLE 2/12/24 5, Jalen Johnson vs. ATL 2/9/24 5, Pascal Siakam at IND 1/25/24
	SECOND QUARTER	
19, Tyrese Maxey at HOU 12/29/23	POINTS	19, Bojan Bogdanovic vs. NYK 2/22/24
7, Paul Reed vs. MIA 2/14/24	REBOUNDS	6, Nic Claxton vs. BKN 2/3/24 6, Jabari Walker at POR 1/30/24 6, Nikola Jokic vs. DEN 1/16/24 6, Jalen Johnson at ATL 1/10/24 OT 6, Tari Eason at HOU 12/29/23
6, Tyrese Maxey vs. WAS 11/6/23	ASSISTS	6, Trae Young at ATL 11/17/23
	FIRST HALF	
34, Joel Embiid vs. SAS 1/22/24	POINTS	21, Jalen Brunson vs. NYK 1/5/24 21, Damian Lillard at MIL 10/26/23
11, Joel Embiid at DET 11/10/23	REBOUNDS	12, Nic Claxton vs. BKN 2/3/24
8, Tyrese Maxey at CLE 2/12/24 8, Patrick Beverley at DEN 1/27/24 8, Tyrese Maxey at BKN 11/19/23	ASSISTS	8, Trae Young vs. ATL 2/9/24 8, Trae Young at ATL 1/10/24 OT 8, Deni Avdija at WAS 12/6/23
	THIRD QUARTER	
29, Joel Embiid vs. WAS 11/6/23	POINTS	21, Cam Thomas vs. BKN 2/3/24
7, Joel Embiid vs. CHI 1/2/24	REBOUNDS	7, Jayson Tatum vs. BOS 11/8/23
7, Joel Embiid vs. LAL 11/27/23	ASSISTS	9, Tyrese Haliburton vs. IND 11/12/23
5, Tyrese Maxey at MIN 11/22/23		
	FOURTH QUARTER	
17, Ricky Council IV vs. GSW 2/7/24 17, Terquavion Smith vs. BKN 2/3/24 17, Tyrese Maxey, vs. TOR 12/22/23	POINTS	20, Scoot Henderson at POR 1/30/24
7, Tobias Harris at ATL 1/10/24 OT 7, Paul Reed at ORL 12/27/23 7, Paul Reed vs. MIN 12/20/23	REBOUNDS	7, Jake LaRavia vs. MEM 3/6/24 7, Clint Capela vs. ATL 12/8/23
5, Terquavion Smith at IND 1/25/24	ASSISTS	6, Tyrese Haliburton vs. IND 11/14/23
	SECOND HALF	
36, Joel Embiid vs. SAS 1/22/24	POINTS	28, Cam Thomas vs. BKN 2/3/24
9, Kelly Oubre Jr. vs. ATL 2/9/24 9, Tyrese Maxey vs. POR 10/29/23	REBOUNDS	12, Andre Drummond at CHI 12/30/23
7, Tyrese Maxey at DET 11/10/23	ASSISTS	13, Tyrese Haliburton vs. IND 11/12/23
	OVERTIME	
3, Tyrese Maxey at ATL 1/10/24 OT 3, Tobias Harris vs. CLE 11/21/23 OT	POINTS	7, Jalen Johnson at ATL 1/10/24 OT
3, Joel Embiid vs. CLE 11/21/23 OT	REBOUNDS	3, Onyeka Okongwu at ATL 1/10/24 OT 3, Jarrett Allen vs. CLE 11/21/23 OT
3, Tyrese Maxey vs. CLE 11/21/23 OT	ASSISTS	1, Trae Young at ATL 1/10/24 OT 1, Dejounte Murray at ATL 1/10/24 OT 1, Evan Mobley vs. CLE 11/21/23 OT 1, Max Strus vs. CLE 11/21/23 OT 1, Darius Garland vs. CLE 11/21/23 OT 1, Craig Porter vs. CLE 11/21/23 OT

2023-24 QUARTER-BY-QUARTER TEAM HIGHS		
76ERS		OPPONENT
	FIRST QUARTER	
43, vs. CHI ½/24 43, vs. WAS 12/11/23	POINTS	44, at BOS 12/1/23
19, at DET 12/13/23	REBOUNDS	17, vs. MIL 2/25/24 17, at MIA 12/25/23 17, vs. BOS 11/15/23
13, vs. CHI ½/24	ASSISTS	13, vs. BKN 2/3/24
	SECOND QUARTER	
42, vs. DEN 1/16/24 42, vs. WAS 11/6/23	POINTS	45, vs. ATL 12/8/23
18, vs. BOS 11/8/23	REBOUNDS	17, vs. ATL 12/8/23
15, vs. WAS 11/6/23	ASSISTS	13, at WAS 12/6/23
	FIRST HALF	
78, vs. DEN 1/16/24	POINTS	78, vs. DEN 1/16/24
31, at DET 12/13/23	REBOUNDS	31, at MIA 12/25/23
21, vs. WAS 11/6/23	ASSISTS	22, vs. ATL 2/9/24 22, at WAS 12/6/23
	THIRD QUARTER	
45, vs. WAS 11/6/23	POINTS	43, vs. GSW 2/7/24
16, vs. DAL 2/5/24 16, at OKC 11/25/23 16, vs. BOS 11/6/23	REBOUNDS	17, vs. UTA 1/6/24 17, at BOS 12/1/23
11, at WAS 12/6/23 11, vs. WAS 11/6/23	ASSISTS	11, vs. IND 11/12/23
	FOURTH QUARTER	
41, at HOU 12/29/23	POINTS	41, vs. DAL 2/5/24 41, at OKC 11/25/23
17, vs. LAL 11/27/23 17, vs. IND 11/12/23	REBOUNDS	19, 19, vs. MEM 3/6/24 19, at DEN 1/27/24
11, at NOP 11/29/23	ASSISTS	14, vs. DAL 2/5/24
	SECOND HALF	
72, vs. IND 11/14/23	POINTS	79, vs. GSW 2/7/24
30, vs. DET 12/15/23 30, vs. LAL 11/27/23 30, vs. IND 11/12/23	REBOUNDS	34, vs. MEM 3/6/24
19, at WAS 12/6/23	ASSISTS	18, at POR 1/30/24 18, vs. TOR 11/2/23
	OVERTIME	
9, vs. CLE 11/21/23 OT	POINTS	14, at ATL 1/10/24 OT
5, at ATL 1/10/24 OT	REBOUNDS	7, at ATL 1/10/24 OT 7, vs. CLE 11/21/23 OT
3, vs. CLE 11/21/23 OT	ASSISTS	4, vs. CLE 11/21/23 OT
<div>  <div> 2023-24 DELAWARE BLUE COATS (NBA G LEAGUE) REGULAR SEASON RECORD: 17-8 Last Game: W, 111-96 at College Park Next Game – Monday, March 11 vs. Maine TEAM LEADERS: PTS/G: Kenneth Lofton Jr. (26.4) REB/G: Darius Bazley (9.5) AST/G: Jeff Dowtin Jr. (5.8) </div> </div>		

LAST TIME A 76ER OR AN OPPONENT INDIVIDUAL HAD (REG. SEASON)...		
	76ERS	OPPONENTS
40-49 points	Joel Embiid (1/16/24 vs. DEN) - 41	Cam Thomas (2/3/24 vs. BKN) - 40
50+ points	Tyrese Maxey (2/1/24 at UTA) - 51	Bradley Beal (1/6/21 vs. WAS) - 60
15-19 rebounds	Joel Embiid (1/22/24 vs. SAS) - 18	Nic Claxton (2/3/24 vs. BKN) - 15
20+ rebounds	Joel Embiid (4/9/22 vs. IND) - 20	Andre Drummond (12/30/23 at CHI) - 23
25+ rebounds	Andre Drummond (11/8/21 vs. NYK) - 25	Dwight Howard (4/15/06 vs. ORL) - 26
10+ offensive rebounds	Andre Drummond (1/31/22 vs. MEM) - 10 (OT)	Nikola Jokic (1/16/24 vs. DEN) - 11
15+ defensive rebounds	Joel Embiid (1/2/24 vs. CHI) - 15	Andre Drummond (12/30/23 at CHI) - 20
5+ blocks	Joel Embiid (11/21/23 vs. CLE) - 5	Jaren Jackson Jr. (3/6/24 vs. MEM) - 6
10+ blocks	Dikembe Mutombo (12/1/01 at CHI) - 10	Joakim Noah (2/28/13 vs. CHI) - 11
5+ steals	De'Anthony Melton (12/11/23 vs. WAS) - 5	Seth Curry (3/10/22 vs. BKN) - 5
10+ steals	N/A	Michael Finley (1/23/01 vs. DAL) - 10
15+ assists	Shake Milton (4/7/23 at ATL) - 16	Tyrese Haliburton (11/14/23 vs. IND) - 15
20+ assists	James Harden (3/6/23 at IND) - 20	Trae Young (4/7/23 at ATL) - 20
15+ field goals made	Tyrese Maxey (2/1/24 at UTA) - 17	Cam Thomas (4/9/23 at BKN) - 16
20+ field goals made	Joel Embiid (1/22/24 vs. SAS) - 24	Bradley Beal (1/6/21 vs. WAS) - 20
30+ field goals made	Wilt Chamberlain (12/16/67 at CHI) - 30	N/A
6+ 3-pointers made	Tyrese Maxey (2/1/24 at UTA) - 7	Malik Beasley (2/25/24 vs. MIL) - 6
8+ 3-pointers made	De'Anthony Melton (12/9/22 vs. LAL OT) - 8	Stephen Curry (1/30/24 at GSW) - 8
15+ free throws made	Joel Embiid (1/22/24 vs. SAS) - 21	Damian Lillard (10/26/23 at MIL) - 17
15+ free throws attempted	Joel Embiid (1/22/24 vs. SAS) - 23	Donovan Mitchell (2/12/24 at CLE) - 17
10+ turnovers	Ben Simmons (10/30/18 at TOR) - 11	Derrick Rose (3/28/11 vs. CHI) - 10
Triple-Double	Joel Embiid (1/2/24 vs. CHI) - 31 PTS, 15 REB, 10 AST	Luka Doncic (3/3/24 at DAL) - 38 PTS, 11 REB, 10 AST
20/20 Game (PTS/REBS)	Joel Embiid (4/9/22 vs. IND) - 41 PTS, 20 REBS	Giannis Antetokounmpo (2/6/20 at MIL) - 36 PTS, 20 REBS
30/20 Game (PTS/REBS)	Joel Embiid (4/9/22 vs. IND) - 41 PTS, 20 REBS	Giannis Antetokounmpo (2/6/20 at MIL) - 36 PTS, 20 REBS
20/15 Game (PTS/ASTS)	James Harden (1/12/23 vs. OKC) - 24 PTS, 15 ASTS	Tyrese Haliburton (11/14/23 vs. IND) - 33 PTS, 15 ASTS
Win/Loss at Buzzer	Joel Embiid (3/10/23 vs. POR) - FINAL: 120-119	Eric Gordon (10/25/17 vs. HOU) - FINAL: 105-104

LAST TIME THE 76ERS (REG. SEASON)...	
Won by 20-29 pts	12/27/23 at ORL - 112-92
Won by 30+	12/16/23 at CHA - 135-82
Lost by 20-29 pts	2/25/24 vs. MIL - 119-98
Lost by 30+	1/5/24 vs. NYK - 128-92
Won 5+ straight	1/12/24 - 1/22/24 - W6
Won 10+ straight	3/15/18 - 4/11/18 - W16
Lost 5+ straight	11/8/21 - 11/16/21 - L5
Lost 10+ straight	3/29/17 - 10/21/17 - L11
Scored 40+ in a quarter	1/22/24 vs. SAS - 42 in 3Q
Came back from 20+ pts to win	3/10/23 vs. POR - Down 21 FINAL: 120-119

HEAD COACH NICK NURSE



Nick Nurse was named the 26th head coach in 76ers franchise history on June 1, 2023, and joined the club after 10 total seasons (five as an assistant and five as head coach) with the Toronto Raptors. His teams have posted a .610 postseason winning percentage, making him one of three active coaches with such a mark.

#5 MO BAMBA - 7-0 / 231 - Texas / USA - 5/12/98 - 5 Years Pro



LAST FIVE GAMES																		
Opponent	Date	W/L	MP	FG	FGA	3FG	3FGA	FT	FTA	OR	DR	TOT	AST	PF	STL	TO	BLK	PTS
vs. MEM	3/6	L	4	0	0	0	0	0	0	1	1	2	1	0	0	0	0	0
at BKN	3/5	L	12	2	5	0	0	0	0	1	2	3	0	4	0	2	1	4
at DAL	3/3	W	14	2	3	0	0	4	4	3	2	5	1	1	0	0	0	8
vs. CHO	3/1	W	19	1	4	0	1	0	0	2	6	8	1	2	1	2	2	2
at BOS	2/27	L	18	4	8	2	3	0	0	3	3	6	0	4	0	1	1	10

23-24 Highs
PTS 18, at MIA 12/25/23
FGM 7, at MIA 12/25/23
FGA 9, vs. UTA 1/6/24
3FG 3, at MIA 12/25/23
3FGA 4, at BOS 12/1/23
FTM 4, at DAL 3/3/24
FTA 4 (2), at DAL 3/3/24

Career Highs
PTS 32, at PHI 1/19/22
FGM 12, at PHI 1/19/22
FGA 17, at PHI 1/19/22
3FG 7, at PHI 1/19/22
3FGA 9, at PHI 1/19/22
FTM 8, vs. BOS 5/5/21
FTA 10, vs. BOS 5/5/21

23-24 Highs
OR 5, at BOS 12/1/23
DR 8, at UTA 2/1/24
TR 10, vs. DAL 2/5/24
AST 3 (2), vs. CLE 2/23/24
STL 2 (2), vs. NYK 1/5/24
BLK 4 (2), vs. SAC 1/12/24
MIN 25:31, at MIA 12/25/23

Career Highs
PTS 7 (2), vs. CHA 11/14/22
FGM 15, at TOR 10/29/21
FGA 18 (2), vs. TOR 11/29/21
3FG 6, vs. TOR 4/1/22
3FGA 3 (2), vs. BOS 11/15/21
FTM 6 (2), vs. CLE 4/5/22
FTA 39:26, at TOR 10/29/21

PRO CAREER ENTERING 2023-24 REG. SEASON: Has appeared in 275 NBA regular season games (82 starts) during his six-year career with the Orlando Magic and Los Angeles Lakers and has averaged 7.5 points, 5.8 rebounds, 1.3 blocks and 18.0 minutes while shooting 47.6% from the floor, 35.9% from three-point range and 68.11% from the foul line.

76 GAME NOTES

PRESENTED BY INTEGR8

PERSONAL: Mohamed Bamba was born on May 12, 1998, in New York City, New York. He is a forward/center in the NBA. He is the son of proud parents Lancine Bamba and Aminata Johnson, who relocated from the Ivory Coast. Mohamed's ancestors were born and brought up in Mali. His older sibling, Sidiki Johnson, engaged in college basketball at Arizona, Providence, and Wabash Valley. An additional member of his household, separated brother Ibrahim Johnson, also played university basketball at numerous universities. Counting both Farmingdale State and Montevallo. Talking about his academic records he attended Cardigan Mountain School located in Canaan, New Hampshire. After graduating from the Mountain school Bamba joined Westtown School in Westtown, Pennsylvania. Upon successful completion of the high school degree, the basketball player attended the University of Texas for the higher studies degree. Bamba first showed his interest in basketball at the tender age of six, inspired by its popularity in his hometown.

#40 NICOLAS BATUM - 6-8 / 230 - Le Mans / France - 12/14/88 - 15 Years Pro



LAST FIVE GAMES																		
Opponent	Date	W/L	MP	FG	FGA	3FG	3FGA	FT	FTA	OR	DR	TOT	AST	PF	STL	TO	BLK	PTS
vs. MEM	3/6	L	30	3	6	1	2	3	3	3	3	6	1	3	1	1	1	10
at BKN	3/5	L	32	1	6	0	3	0	0	2	5	7	4	2	0	1	1	2
at DAL	3/3	W	32	2	8	1	5	2	2	2	9	11	3	1	3	0	1	7
vs. CHO	3/1	W	27	3	7	2	6	0	0	2	2	4	2	1	0	0	1	8
at BOS	2/27	L	20	1	4	1	3	0	0	1	2	3	1	4	1	2	1	3

23-24 Highs			Career Highs			23-24 Highs			Career Highs		
PTS	14 (2), vs. SAC 1/12/24		35, vs. HOU 11/16/12		OR	4 (2), vs. SAS 1/22/24		7, at GSW 12/25/10			
FGM	5, vs. SAC 1/12/24		13, vs. HOU 11/16/12		DR	9, at DAL 3/3/24		17, vs. ATL 3/5/14			
FGA	8, at DAL 3/3/24		24, vs. WAS 2/14/12		TR	11, at DAL 3/3/24		18 (2), at NOP 3/14/14			
3FG	4, vs. SAC 1/12/24		9, vs. DEN 2/4/12		AST	6, vs. SAS 1/22/24		16, at ATL 3/15/18			
3FGA	6 (2), vs. CHO 3/1/24		12, vs. CHO 12/31/14		STL	4, vs. UTA 1/6/24		6, at HOU 11/3/12			
FTM	4, at WAS 12/6/23		13, vs. OKC 1/4/17		BLK	3 (3), at ATL 1/10/24		5 (3), at IND 4/13/21			
FTA	7, at WAS 12/6/23		15, vs. OKC 1/4/17		MIN	37:28, at ATL 1/10/24		47:26, vs. UTA 1/18/16			

PRO CAREER ENTERING 2023-24 REG. SEASON: Holds career averages of 10.7 points, 5.0 rebounds and 3.4 assists while shooting 43.6% from the floor and 36.5% from three in 996 games (825 starts) with Portland, Charlotte and the Los Angeles Clippers.

PERSONAL: The son of Richard and Sylvie Batum...Has one sister, Pauline...Father Richard played basketball professionally in France before passing away in 1991...With his mother and sister, created the Foundation Batum in an effort to assist pregnant women and women with children in Africa...Has been a member of the French National Team since 2009...Represented France in the 2012 Olympics, 2010 FIBA World Championships, 2014 FIBA World Cup and FIBA European Championships in 2009, 2011, 2013 and 2015...Led France to a gold medal in 2013 European Championships, silver medal in 2011 European Championships and bronze medals in 2014 FIBA World Cup and 2015 European Championships...Earned MVP honors after leading France to a gold medal at the European Under-18 Championships in 2006...Helped France to a bronze medal in the 2007 Under-19 World Championships...Scored 23 points on 9-for-13 shooting (including six dunks) for the World Team at the 2007 Nike Hoop Summit.

#16 RICKY COUNCIL IV - 6-6 / 207 - Arkansas / USA - 8/3/01 - Rookie



LAST FIVE GAMES																		
Opponent	Date	W/L	MP	FG	FGA	3FG	3FGA	FT	FTA	OR	DR	TOT	AST	PF	STL	TO	BLK	PTS
vs. MEM	3/6	L	9	0	3	0	2	1	4	0	1	1	0	1	0	1	0	1
at BKN	3/5	L	DNP - COACH'S DECISION															
at DAL	3/3	W	DNP - COACH'S DECISION															
vs. CHO	3/1	W	5	1	5	0	1	1	2	0	1	1	0	0	0	0	0	3
at BOS	2/27	L	19	6	8	0	0	4	4	1	3	4	1	0	0	1	0	16

23-24/Career Highs			23-24/Career Highs		
PTS	19, at WAS 2/10/24		OR	5, at WAS 2/10/24	
FGM	7, at WAS 2/10/24		DR	5, at WAS 2/10/24	
FGA	13, at WAS 2/10/24		TR	10, at WAS 2/10/24	
3FG	1 (4), vs. MIA 2/14/24		AST	2, vs. MIA 2/14/24	
3FGA	4, vs. MIA 2/14/24		STL	1 (2), at POR 1/30/24	
FTM	8, vs. GSW 2/7/24		BLK	-	
FTA	8 (2), at WAS 2/10/24		MIN	29:11, at WAS 2/10/24	

PERSONAL: The son of Rick and Ruth Council — has 2 older brothers, Ricky II & Ricky III...Was the 2022 American Athletic Conference Sixth Man of the Year and made the 2021 AAC All-Freshman Team ... Teammates with former Razorback Trey Wade at Wichita State in 2020-21 and the duo helped the Shockers win the AAC regular-season title and earn an NCAA Tournament berth.

76 GAME NOTES

PRESENTED BY INTEGR8

#33 ROBERT COVINGTON - 6-7 / 209 - Tennessee State / USA - 12/14/90 - 10 Years Pro



LAST FIVE GAMES																		
Opponent	Date	W/L	MP	FG	FGA	3FG	3FGA	FT	FTA	OR	DR	TOT	AST	PF	STL	TO	BLK	PTS
vs. MEM	3/6	L	INACTIVE - LEFT KNEE BONE BRUISE															
at BKN	3/5	L	INACTIVE - LEFT KNEE; BONE BRUISE															
at DAL	3/3	W	INACTIVE - LEFT KNEE; BONE BRUISE															
vs. CHO	3/1	W	INACTIVE - LEFT KNEE; BONE BRUISE															
at BOS	2/27	L	INACTIVE - LEFT KNEE; BONE BRUISE															

	23-24 Highs	Career Highs		23-24 Highs	Career Highs
PTS	18, at BOS 12/1/23	43, vs. MIL 4/1/22	OR	4, at ATL 11/17/23	7, vs. TOR 12/14/16
FGM	6, vs. BOS 11/15/23	15, vs. MIL 4/1/22	DR	6, at DET 12/13/23	15, at BOS 2/29/20
FGA	13, vs. BOS 11/15/23	24, vs. MIL 4/1/22	TR	7 (4), at NOP 11/29/23	16, at BOS 2/29/20
3FG	4, at NOP 11/29/23	11, vs. MIL 4/1/22	AST	3 (2), at ATL 11/17/23	9, at LAL 2/2/22
3FGA	6, at BOS 12/1/23	18, vs. MIL 4/1/22	STL	5, at BOS 12/1/23	8, vs. HOU 11/27/15
FTM	7, at BOS 12/1/23	12, vs. MIL 4/13/15	BLK	2 (2), at MIN 11/22/23	6, vs. OKC 2/16/21
FTA	7, at BOS 12/1/23	13, vs. MIL 4/13/15	MIN	37:12, vs. BOS 11/15/23	48:37, vs. OKC 12/15/17

PRO CAREER ENTERING 2023-24 REG. SEASON: Holds career averages of 27.2 points (50.1 FG%, 33.7 3P%, 81.9 FT%), 11.2 rebounds, 3.4 assists and 31.8 minutes in 394 games (all starts) over seven NBA seasons with Philadelphia... The reigning NBA MVP is a six-time NBA All-Star (2017-23), four-time All-NBA selection (2017-18, 2018-19, 2020-21, 2021-22), three-time All-Defensive Team selection (2017-18, 2018-19, 2020-21), two-time scoring champion (2021-23) and 2016-17 All-Rookie team member.

PERSONAL: Son of Dennis Covington and Teresa Bryant...Majored in Human Performance and Sports Science at Tennessee State...Led Proviso West High School (near Chicago) to the West Suburban championship as a senior, earning conference Player of the Year honors in the process...Loves reptiles and has pet snakes, geckos and bearded dragons.

#11 JEFF DOWTIN JR. - 6-3 / 177 - Rhode Island / USA - 5/10/97 - 2 Years Pro



LAST FIVE GAMES																		
Opponent	Date	W/L	MP	FG	FGA	3FG	3FGA	FT	FTA	OR	DR	TOT	AST	PF	STL	TO	BLK	PTS
at NYK	3/10																	
vs. NOP	3/8																	
vs. MEM	3/6	L	24	4	7	2	4	0	0	0	3	3	6	0	3	0	1	10
at BKN	3/5	L	6	0	0	0	0	0	0	0	0	0	1	0	0	1	0	0
at DAL	3/3	W	INACTIVE - G LEAGUE - TWO-WAY															

	23-24 Highs	Career Highs		23-24 Highs	Career Highs
PTS	10, vs. MEM 3/6/24	10 (2), vs. MEM 3/6/24	OR	-	3, at CLE 3/28/22
FGM	4, vs. MEM 3/6/24	4 (2), vs. MEM 3/6/24	DR	3, vs. MEM 3/6/24	4, at TOR 12/18/21
FGA	7, vs. MEM 3/6/24	9, vs. BKN 11/23/22	TR	3, vs. MEM 3/6/24	6, at CLE 3/28/22
3FG	2, vs. MEM 3/6/24	2, vs. MEM 3/6/24	AST	6, vs. MEM 3/6/24	6, vs. MEM 3/6/24
3FGA	4, vs. MEM 3/6/24	4, vs. MEM 3/6/24	STL	3, vs. MEM 3/6/24	3 (2), vs. MEM 3/6/24
FTM	-	2 (3), vs. DET 3/24/23	BLK	1, vs. MEM 3/6/24	1 (5), vs. MEM 3/6/24
FTA	-	3, vs. DET 3/24/23	MIN	23:58, vs. MEM 3/6/24	30:04, at OKC 3/23/22

PRO CAREER ENTERING 2023-24 REG. SEASON: Averaging 2.4 points, 1.2 rebounds, 1.2 assists and 10.8 minutes in 34 career NBA games with Golden State, Milwaukee, Orlando and Toronto... Shooting .398 (33-83) from the field, 24 percent (6-25) from three-point range and .727 (8-11) at the free throw line.

PERSONAL: A Washington D.C.-area native...Spent four seasons playing collegiately at Rhode Island. As a senior in 2019-20, he posted 13.9 points, 3.5 rebounds, 3.2 assists, and 1.3 steals in 35.6 minutes per game across 29 contests (all starts)...The Rams appeared in two NCAA Tournaments during Downtin Jr.'s tenure (2017 and 2018).

#21 JOEL EMBIID • 7-0 / 280 • Kansas / Cameroon • 3/16/94 • 7 Years Pro



LAST FIVE GAMES																		
Opponent	Date	W/L	MP	FG	FGA	3FG	3FGA	FT	FTA	OR	DR	TOT	AST	PF	STL	TO	BLK	PTS
vs. MEM	3/6	L	INACTIVE - LEFT KNEE; MENISCUS PROCEDURE															
at BKN	3/5	L	INACTIVE - LEFT KNEE; MENISCUS PROCEDURE															
at DAL	3/3	W	INACTIVE - LEFT KNEE; MENISCUS PROCEDURE															
vs. CHO	3/1	W	INACTIVE - LEFT KNEE; MENISCUS PRODECURE															
at BOS	2/27	L	INACTIVE - LEFT KNEE; MENISCUS PROCEDURE															

	23-24 Highs	Career Highs		23-24 Highs	Career Highs
PTS	70, vs. SAS 1/22/24	70, vs. SAS 1/22/24	OR	9, vs. SAS 1/22/24	9 (3), vs. SAS 1/22/24
FGM	24, vs. SAS 1/22/24	24, vs. SAS 1/22/24	DR	15 (2), vs. CHI 1/2/24	19, at ATL 6/14/21
FGA	41, vs. SAS 1/22/24	41, vs. SAS 1/22/24	TR	18, vs. SAS 1/22/24	22, vs. BOS 3/20/19
3FG	3 (3), vs. DEN 1/16/24	6, at POR 12/28/17	AST	11, vs. LAL 11/27/23	13, vs. MIL 4/4/19
3FGA	7, at MIL 10/26/23	13, at MIL 3/17/19	STL	4, at ORL 1/19/24	5 (2), vs. DAL 3/18/22
FTM	21, vs. SAS 1/22/24	23, at NYK 2/27/22	BLK	6, vs. POR 10/29/23	7 (2), vs. UTA 11/13/22
FTA	23, vs. SAS 1/22/24	27, at NYK 2/27/22	MIN	41:02, vs. CLE 11/21/23 OT	48:39, vs. OKC 12/15/17

PRO CAREER ENTERING 2023-24 REG. SEASON: Holds career averages of 27.2 points (50.1 FG%, 33.7 3P%, 81.9 FT%), 11.2 rebounds, 3.4 assists and 31.8 minutes in 394 games (all starts) over seven NBA seasons with Philadelphia... The reigning NBA MVP is a six-time NBA All-Star (2017-23), four-time All-NBA selection (2017-18, 2018-19, 2020-21, 2021-22), three-time All-Defensive Team selection (2017-18, 2018-19, 2020-21), two-time scoring champion (2021-23) and 2016-17 All-Rookie team member.

PERSONAL: Native of Cameroon...Son of Thomas and Christine Embiid...Has a younger sister, Muriel...Grew up playing mostly volleyball and soccer...According to reports, Luc Richard Mbah a Moute spotted him at a camp in Cameroon in 2011 and influenced his decision to come play high school basketball in the United States... Played his senior year at The Rock School in Gainesville, Florida., averaging 13.0 points, 9.7 rebounds and 1.9 blocks...Played in both the Jordan Brand Classic and Nike Hoops Summit.

#12 TOBIAS HARRIS • 6-8 / 230 • Tennessee / USA • 7/15/92 • 12 Years Pro



LAST FIVE GAMES																		
Opponent	Date	W/L	MP	FG	FGA	3FG	3FGA	FT	FTA	OR	DR	TOT	AST	PF	STL	TO	BLK	PTS
vs. MEM	3/6	L	35	3	12	1	4	1	1	1	5	6	3	0	0	1	1	8
at BKN	3/5	L	37	8	16	1	3	1	2	1	8	9	4	0	0	2	0	18
at DAL	3/3	W	35	11	19	3	6	3	4	1	4	5	1	4	1	1	0	28
vs. CHO	3/1	W	40	13	19	5	8	0	0	2	10	12	4	2	2	0	1	31
at BOS	2/27	L	29	5	19	2	7	1	1	2	0	2	0	3	0	1	0	13

	23-24 Highs	Career Highs		23-24 Highs	Career Highs
PTS	37, vs. SAC 1/12/24	39, vs. POR 12/17/18	OR	6, at GSW 1/30/24	7, vs. MIL 4/10/13
FGM	14, vs. SAC 1/12/24	15, vs. POR 12/17/18	DR	10, vs. CHO 3/1/24	19, vs. LAL 1/24/14
FGA	25, vs. SAC 1/12/24	29, at IND 8/1/20	TR	12, vs. CHO 3/1/24	20, vs. LAL 1/24/14
3FG	5 (2), vs. CHO 3/1/24	7 (2), at HOU 12/5/22	AST	7 (3), vs. ATL 2/9/24	10, at TOR 12/28/21
3FGA	9, vs. TOR 12/22/23	11 (2), vs. CLE 11/12/19	STL	4 (2), at HOU 12/29/23	5 (3), at LAC 1/17/22
FTM	7 (2), at ATL 1/10/24 OT	13, at TOR 12/28/21	BLK	3 (2), at HOU 12/29/23	3 (18), at HOU 12/29/23
FTA	8, at MIN 11/22/23	14, at TOR 12/28/21	MIN	42:47, vs. CLE 11/21/23 OT	46:38, vs. CHI 2OT, 3/20/23

PRO CAREER ENTERING 2023-24 REG. SEASON: Holds career averages of 16.2 points (47.8 FG%, 36.9 3P%, 83.1 FT%), 6.1 rebounds, 2.3 assists and 31.5 minutes in 827 games (707 starts) over 11 NBA seasons with Philadelphia, the L.A. Clippers, Detroit, Orlando and Milwaukee.

PERSONAL: Full name is Tobias John Harris... Born on July 15, 1992 in Islip, NY... Parents are Torrel and Lisa Harris... Torrel, played college basketball at Duquesne and Murray State... Has three brothers, Tyler, T.J. and Terry, and two sisters, Tori and Tesia...Sister, Tesia, earned Third Team All-Colonial Athletic Association honors in 2009-10 playing basketball at the University of Delaware before transferring to St. John's... Sister, Tori, plays basketball at St. Bonaventure after beginning her collegiate career at James Madison... Brother, Tyler, played his freshman season at North Carolina State in 2011-12 before transferring to Providence and finishing his collegiate career at Auburn.

#17 BUDDY HIELD • 6-4 / 220 • Oklahoma/ Bahamas • 12/17/92 • 7 Years Pro



LAST FIVE GAMES																		
Opponent	Date	W/L	MP	FG	FGA	3FG	3FGA	FT	FTA	OR	DR	TOT	AST	PF	STL	TO	BLK	PTS
vs. MEM	3/6	L	31	6	17	3	7	0	0	1	4	5	3	1	3	1	1	15
at BKN	3/5	L	28	3	9	2	3	5	5	0	3	3	4	1	1	0	0	13
at DAL	3/3	W	28	4	11	3	8	0	0	1	2	3	4	2	1	1	1	11
vs. CHO	3/1	W	32	5	11	3	8	0	0	1	2	3	6	2	2	0	0	13
at BOS	2/27	L	29	2	8	2	7	0	0	0	2	2	4	4	0	1	0	6

	23-24 Highs	Career Highs		22-23 Highs	Career Highs
PTS	31, vs. TOR 11/22/23	42, at MIN 1/27/20	OR	4, at MIL 12/7/23	5, at HOU 11/17/18
FGM	12, vs. TOR 11/22/23	15, at BOS 11/25/19	DR	7, at MIL 12/7/23	11 (2), at OKC 5/4/21
FGA	21, vs. ATL 2/9/24	29, vs. MIL 2/27/19	TR	11, at MIL 12/7/23	12 (2), vs. NOP 1/4/20
3FG	7, vs. TOR 11/22/23	11, at BOS 11/25/19	AST	10, vs. MIA 2/14/24	10, vs. MIA 2/14/24
3FGA	13 (2), at MEM 12/21/23	21, at BOS 11/25/19	STL	4, at WAS 2/10/24	5, at PHX 10/23/17
FTM	5, vs. CHO 12/20/23	9, vs. MIL 2/27/19	BLK	3 (3), at ATL 1/12/24	3 (5), at ATL 1/12/24
FTA	5, vs. CHO 12/20/23	9 (3), at DAL 2/28/23	MIN	44:18, vs. MIA 2/14/24	44:18, vs. MIA 2/14/24

PRO CAREER ENTERING 2023-24 REG. SEASON: Appeared in 548 games (369), averaging 16.1 points, 4.4 rebounds and 2.6 assists per game. Following his rookie season, Hield was named to the 2017 NBA All-Rookie First Team. Three years later, he captured the 2020 NBA Three-Point Contest crown at All-Star weekend in Atlanta.

PERSONAL: Full name is Chavano Rainer Hield ... Parents are Jackie Swann and Richard Bryanen...Has three brothers and three sisters ... Moved to the United States in 2010 ... Has the Buddy Hield Foundation whose goal is to reach kids because they are the future ... Created a GoFundMe page to help victims in the Bahamas affected by the devastation of Hurricane Dorian in 2019 as a means to provide basic necessities and any leftover funds went to individuals and families who will need help rebuilding their lives; Hield donated \$100,000 of his own money to the Hurricane Dorian Relief ... Hosts multiple camps during the summers, including his Hope 24 Basketball Clinic in Nassau, the Buddy Hield Basketball Camp in Rocklin, California and the Buddy Hield Camp in Wichita, Kansas ... Hield ran track in high school and was a middle-distance runner typically participating in the 400- or 800-meter races as well as the one-mile run ... His last recorded time in the 800-meter run was 1:55 ... His mother also ran track ... Majored in Human Relations at Oklahoma.

#7 KYLE LOWRY • 6-0 / 196 • Villanova / USA • 3/25/86 • 17 Years Pro



LAST FIVE GAMES																		
Opponent	Date	W/L	MP	FG	FGA	3FG	3FGA	FT	FTA	OR	DR	TOT	AST	PF	STL	TO	BLK	PTS
vs. MEM	3/6	L																
INACTIVE - REST																		
at BKN	3/5	L	36	5	9	4	7	0	0	0	2	2	5	6	1	3	0	14
at DAL	3/3	W	33	1	9	1	5	5	5	1	3	4	7	0	1	0	1	8
vs. CHO	3/1	W	36	5	9	3	6	2	2	1	5	6	10	3	0	2	0	15
at BOS	2/27	L	23	1	3	0	1	1	1	0	2	2	4	0	2	0	0	3

	23-24 Highs	Career Highs		22-23 Highs	Career Highs
PTS	28, at CLE 11/22/23	43, vs. CLE 2/26/16	OR	3 (2), at NYK 11/24/23	5 (3), vs. NOP 2/10/14
FGM	9, at CLE 11/22/23	14 (3), at UTA 12/23/16	DR	8, at MEM 11/8/23	13, vs. LAL 8/1/20
FGA	15, at CLE 11/22/23	29, at CHA 12/17/15	TR	11, at MEM 11/8/23	13, vs. LAL 8/1/20
3FG	7, at CLE 11/22/23	8 (2), at LAL 5/2/21	AST	10, vs. CHO 3/1/24	19, at BOS 3/4/21
3FGA	10, at CLE 11/22/23	17, at CHA 12/17/15	STL	4, at LAL 1/3/24	7, vs. MIA 3/13/15
FTM	5 (2), at DAL 3/3/24	15, vs. CLE 1/13/09	BLK	2 (3), vs. HOU 1/8/24	4 (2), vs. DEN 3/27/18
FTA	5 (2), at DAL 3/3/24	16 (3), at DET 12/19/21	MIN	38:33, vs. CHI 12/14/23	54:20, vs. WAS 2/27/14

PRO CAREER ENTERING 2023-24 REG. SEASON: Holds career averages of 14.6 points (36.7% 3FG), 4.4 rebounds, 6.3 assists, and 1.3 steals in 31.8 minutes per game across 1,078 outings (831s starts) with Memphis, Houston, Toronto, and Miami. Lowry ranks in the top-10 among active players in assists (fifth, 6,897), three-pointers made (seventh, 2,140), steals (eighth, 1,446) and triple-doubles (10th, 21).

PERSONAL: Full name is Kyle Terrell Lowry...was born in Philadelphia, PA...has one brother...met his wife, Ayahna, at Cardinal Dougherty High School...they have two sons (Karter and Kameron)...his wife played basketball collegiately at St. Joseph's University...established the Lowry Love Foundation in 2013...had his number 1 retired at Villanova...wears size 12.5 sneakers...twitter account is @Klow7.

#1 KJ MARTIN • 6-6 / 215 • IMG Academy / USA • 1/6/01 • 3 Years Pro



LAST FIVE GAMES																		
Opponent	Date	W/L	MP	FG	FGA	3FG	3FGA	FT	FTA	OR	DR	TOT	AST	PF	STL	TO	BLK	PTS
vs. MEM	3/6	L	20	2	2	1	1	2	2	1	3	4	3	6	0	1	1	7
at BKN	3/5	L	11	3	4	0	0	0	0	2	1	3	0	3	1	1	0	6
at DAL	3/3	W	4	0	0	0	0	0	0	0	0	0	0	0	1	0	0	0
vs. CHO	3/1	W	DND - RIGHT ANKLE; IMPINGEMENT															
at BOS	2/27	L	INACTIVE - RIGHT ANKLE; IMPINGEMENT															

23-24 Highs			Career Highs			22-23 Highs			Career Highs		
PTS	15, vs. GSW 2/7/24		31, at MEM 3/21/23			OR	3, at CLE 2/12/24		6, at UTA 3/12/21		
FGM	6, vs. GSW 2/7/24		12, at MEM 3/22/23			DR	5 (4), vs. CLE 2/23/24		11, at SAS 3/4/23		
FGA	10, vs. GSW 2/7/24		21, at MIL 5/7/21			TR	8, at CLE 2/12/24		10, vs. POR 10/29/23		
3FG	2, vs. GSW 2/7/24		6, at MIL 5/7/21			AST	4, vs. BKN 2/3/24		7, at MIL 5/7/21		
3FGA	3 (2), vs. GSW 2/7/24		10, at MIL 5/7/21			STL	2 (3), at IND 1/25/24		3 (6), vs. MIN 1/23/23		
FTM	3, at IND 1/25/24		9, vs. DET 3/31/21			BLK	1 (7), vs. MEM 3/6/24		3 (4), at DEN 11/6/21		
FTA	6, at IND 1/25/24		12, vs. DET 3/31/21			MIN	30:51, at IND 1/25/24		44:26, vs. PHI 5/5/21		

PRO CAREER ENTERING 2023-24 REG. SEASON: Has appeared in 208 games (59 starts) with averages of 10.4 points (54.4 FG%, 33.8 3P%, 67.3 FT%), 4.8 rebounds and 1.3 assists across four seasons with the Houston Rockets and LA Clippers.

PERSONAL: Kenyon Lee Martin Jr. was born on January 6, 2001 in Los Angeles, California. The son of former NBA player Kenyon Martin – the No. 1 overall pick in the 2000 NBA Draft – Kenyon Jr. attended two high schools in the Los Angeles area before spending one post-graduate year at IMG Academy in Bradenton, Florida. Martin began his high school career at Chaminade College Prep before transferring to Sierra Canyon, where he teamed with Scotty Pippen Jr. and fellow 2020 NBA draftee Cassius Stanley. Initially, Martin committed to play college basketball at Vanderbilt University, but he ultimately opted to spend a post-graduate year at IMG Academy. At IMG, Martin averaged 20.0 points and 8.0 rebounds per game. He scored 37 points during the National Prep Showcase and declared for the NBA Draft in March of 2020.

#0 TYRESE MAXEY • 6-2 / 195 • Kentucky / USA • 11/4/00 • 2 Years Pro



LAST FIVE GAMES																		
Opponent	Date	W/L	MP	FG	FGA	3FG	3FGA	FT	FTA	OR	DR	TOT	AST	PF	STL	TO	BLK	PTS
vs. MEM	3/6	L	INACTIVE - CONCUSSION															
at BKN	3/5	L	INACTIVE - CONCUSSION															
at DAL	3/3	W	39	8	15	1	5	7	7	0	2	2	3	4	2	4	0	24
vs. CHO	3/1	W	39	11	29	5	10	6	6	2	4	6	5	1	0	0	1	33
at BOS	2/27	L	37	12	24	4	12	4	4	1	2	3	5	1	2	1	1	32

23-24 Highs			Career Highs			23-24 Highs			Career Highs		
PTS	51, at UTA 2/1/24		51, at UTA 2/1/24			OR	3, vs. IND 11/12/23		3 (3), vs. IND 11/12/23		
FGM	20, vs. IND 11/12/23		20, vs. IND 11/12/23			DR	9 (2), at WAS 2/10/24		9 (2), at WAS 2/10/24		
FGA	32, vs. IND 11/12/23		33, vs. DEN 1/9/21			TR	10, vs. WAS 11/6/23		11, vs. WAS 11/6/23		
3FG	7 (3), at UTA 2/1/24		9, at TOR 10/28/22			AST	11 (2), vs. DET 11/10/23		11 (2), vs. DET 11/10/23		
3FGA	12 (4), at BOS 2/27/24		13, vs. NYK 11/4/22			STL	4, at ATL 1/10/24 OT		4 (3), at ATL 1/10/24 OT		
FTM	14, at HOU 12/29/23		14, at HOU 12/29/23			BLK	3, vs. IND 11/12/23		4, vs. MEM 1/31/22		
FTA	15, at HOU 12/29/23		15, at HOU 12/29/23			MIN	46:48, vs. CLE 11/21/23 OT		46:48, vs. CLE 11/21/23 OT		

PRO CAREER ENTERING 2023-24 REG. SEASON: Has appeared in 196 games (123 starts) with averages of 15.4 points (47.9 FG%, 41.4 3P%, 86.7 FT%), 2.7 rebounds and 3.3 assists through his three season with Philadelphia

PERSONAL: Born Nov. 4, 2000 in Dallas, TX... Hometown is Garland, TX... Parents are Denyse and Tyrone Maxey... Has three sisters, Denasia, Talia and Keiara... Father played basketball at Washington State... Has seen every Marvel movie since 2008... Played at South Garland High School... Tabbed Texas Mr. Basketball in 2019... Also named the Dallas-Fort Worth Area Player of the Year... Two-time All-State selection... Helped the United States earn a gold medal with the U-18 U.S. National Team in the 2018 U-18 FIBA Americas... McDonald's All-American selection and scored 13 points in that game.

#8 DE'ANTHONY MELTON • 6-3 / 200 • USC / USA • 5/28/98 • 5 Years Pro



LAST FIVE GAMES																	
Opponent	Date	W/L	MP	FG	FGA	3FG	3FGA	FT	FTA	OR	DR	TOT	AST	PF	STL	TO	PTS
vs. MEM	3/6	L	INACTIVE - BACK; LUMBAR SPINE BONE STRESS														
at BKN	3/5	L	INACTIVE - BACK; LUMBAR SPINE BONE STRESS														
at DAL	3/3	W	INACTIVE - BACK; LUMBAR SPINE BONE STRESS														
vs. CHO	3/1	W	INACTIVE - BACK; LUMBAR SPINE BONE STRESS														
at BOS	2/27	L	9	0	2	0	2	0	0	0	1	1	1	1	0	0	1

	23-24 Highs	Career Highs		23-24 Highs	Career Highs
PTS	30, vs. IND 11/14/23	33, vs. LAL 12/9/22 (OT)	OR	4, vs. CLE 11/21/23 OT	4 (6), vs. CLE 11/21/23 OT
FGM	8 (3), at ORL 12/27/23	11, vs. LAL 12/9/22 (OT)	DR	6 (2), vs. ATL 12/8/23	9, at DEN 1/21/22
FGA	19, at BOS 12/1/23	19, at BOS 12/1/23	TR	7 (3), at MIA 12/25/23	11, at LAC 1/8/22
3FG	5, vs. BOS 11/15/23	8, vs. LAL 12/9/22 (OT)	AST	8, vs. POR 10/29/23	10, at PHX 1/12/19
3FGA	12, at BOS 12/1/23	12 (3), at BOS 12/1/23	STL	5, vs. WAS 12/11/23	7, vs. LAL 12/9/22 (OT)
FTM	10, vs. IND 11/14/23	10 (2), vs. IND 11/14/23	BLK	2, at DET 12/13/23	6 (2), vs. CHI 1/9/16
FTA	10, vs. IND 11/14/23	11 (2), at DEN 1/21/22	MIN	41:13, vs CLE 11/21/23	43:04, vs. LAL 12/9/22 OT

PRO CAREER ENTERING 2023-24 REG. SEASON: Four-year NBA veteran has appeared in 312 games (113 starts) with the Phoenix Suns, Memphis Grizzlies and Philadelphia 76ers... Has averaged 8.8 points, 3.76 rebounds, 2.7 assists and 1.4 steals in 22.4 minutes while shooting 41.4% from the field, 37.0% from 3-point range and 77.1% from the free throw line.

PERSONAL: Born May 28, 1998 in North Hollywood, Calif... Parents are Monique Young and Anthony Melton... Has five siblings... Interests include biking and playing the piano... Would like to be a sports analyst following his playing career... Played high school basketball at Crespi in Encino, California, leading his team to back-to-back state titles in 2015 and 2016 and leaving as the school's all-time leading scorer... Named the CIF Southern Section Division III Player of the Year as a senior in 2016 after averaging 20.0 points, 9.3 rebounds, 4.3 assists, 3.5 steals and 1.2 blocks... As a junior, helped secure the win in the state title game by blocking a layup in the final seconds.

#9 KELLY OUBRE JR. • 6-7 / 203 • Kansas / USA • 12/9/95 • 8 Years Pro



LAST FIVE GAMES																	
Opponent	Date	W/L	MP	FG	FGA	3FG	3FGA	FT	FTA	OR	DR	TOT	AST	PF	STL	TO	PTS
vs. MEM	3/6	L	35	7	21	2	7	9	9	2	2	4	1	2	2	5	25
at BKN	3/5	L	36	11	20	2	5	6	8	1	5	6	4	4	0	1	30
at DAL	3/3	W	26	7	17	1	7	6	7	3	2	5	4	4	0	0	21
vs. CHO	3/1	W	DND - RIGHT SHOULDER; SORENESS														
at BOS	2/27	L	22	1	6	0	2	1	2	0	1	1	1	3	1	0	3

	23-24 Highs	Career Highs		23-24 Highs	Career Highs
PTS	30, at BKN 3/5/24	40, at DAL 2/4/21	OR	5 (2), vs. MIL 2/25/24	6 (2), at NOP 12/5/19
FGM	11 (2), at BKN 3/5/24	14 (2), at DAL 2/4/21	DR	8, at CHA 1/20/24	13 (2), vs. CHA 1/12/20
FGA	21, vs. MEM 3/6/24	25, at NOP 3/16/19	TR	12, vs. ATL 2/9/24	15 (3), vs. CHA 1/12/20
3FG	6, at MIA 12/25/23	10, at IND 1/26/22	AST	4 (3), at WAS 2/10/24	7, vs. POR 1/24/19
3FGA	9, at MIA 12/25/23	15, at IND 1/6/22	STL	4, vs. HOU 1/15/24	5 (3), at SAC 11/19/19
FTM	10 (2), vs. ATL 2/9/24	12, vs. MIL 3/4/19	BLK	3 (3), at UTA 2/1/24	4 (2), vs. MEM 12/11/19
FTA	14, vs. ATL 2/9/24	17, vs. MIL 3/4/19	MIN	41:02, at CLE 2/12/24	47:01, at NOP 12/5/19

PRO CAREER ENTERING 2023-24 REG. SEASON: Holds career averages of 12.8 points (43.4% FG%, 33.0% 3P%, 75.1% FT%), 4.4 rebounds and 1.0 assists and 1.0 steals in 527 games (202 starts) his career with Washington, Phoenix, Golden State and Charlotte.

PERSONAL: Born in New Orleans, Louisiana... Parents are Kelly Oubre Sr. and Tonya Coleman Oubre... Has an older sister, Amber Coleman, and a younger brother, Gareed Washington... Passionate about fashion, has been profiled by GQ and named to Slam's 2019 NBA All-Drip First Team, in addition to walking at Fashion Week in Paris and New York... Nickname is "Tsunami Papi."

#22 CAMERON PAYNE • 6-3 / 183 • Murray State / USA • 8/8/94 • 8 Years Pro



LAST FIVE GAMES																		
Opponent	Date	W/L	MP	FG	FGA	3FG	3FGA	FT	FTA	OR	DR	TOT	AST	PF	STL	TO	BLK	PTS
vs. MEM	3/6	L	28	6	17	2	6	2	2	3	2	5	4	2	1	0	0	16
at BKN	3/5	L	23	5	10	3	7	2	2	0	3	3	1	3	1	1	0	15
at DAL	3/3	W	DND - INJURY/ILLNESS - ILLNESS															
vs. CHO	3/1	W	17	2	6	1	4	0	0	0	0	0	7	4	0	2	0	5
at BOS	2/27	L	16	5	9	3	5	0	0	0	0	0	2	2	0	2	1	13

PTS	23-24 Highs	Career Highs	OR	23-24 Highs	Career Highs
	20, vs. ATL 2/9/24	29, vs. GSW 11/16/22		3 (2), vs. MEM 3/6/24	3 (3), vs. ATL 2/9/24
FGM	7 (2), vs. ATL 2/9/24	9 (3), vs. GSW 11/16/22	DR	4 (2), at PHX 2/6/24	7, vs. TOR 3/11/22
FGA	17, vs. MEM 3/6/24	20, at SAS 4/12/16	TR	5, vs. MEM 3/6/24	8, at HOU 3/27/18
3FG	5, at BKN 12/27/23	7, vs. CHA 10/24/18	AST	7, vs. CHO 3/1/24	16, vs. NYK 3/4/22
3FGA	9, vs. ATL 2/9/24	11, vs. CHA 10/24/18	STL	2 (6), vs. ATL 2/9/24	4 (2), vs. HOU 10/30/22
FTM	6, at CLE 2/12/24	6 (2), at CLE 2/12/24	BLK	1 (4), vs. ATL 2/9/24	2 (3), vs. NYK 11/20/22
FTA	6, at CLE 2/12/24	7, at SAS 11/22/21	MIN	35:41, vs. ATL 2/9/24	40:44, at NYK 11/5/18

PRO CAREER ENTERING 2023-24 REG. SEASON: has played in 374 NBA career games (58 starts) across seven-plus seasons with Oklahoma City, Chicago, Cleveland, Phoenix, and Milwaukee. He holds lifetime averages of 7.8 points, 2.1 rebounds and 3.3 assists while shooting 36.7-percent from three-point range. In 2020-21, Payne shot 44.0-percent from beyond the arc, finishing the season 10th in the NBA.

PERSONAL: Payne was born Aug. 8, 1994 in Bartlett, Tennessee to Tony and Leshawn Payne. He attended Lausanne Collegiate School in Memphis, Tennessee, growing from 5-foot-5 as a freshman to 6-foot as a senior. He led the high school to a 2013 Division II state title. As a senior, he averaged 20 points and 10 assists with four rebounds and was named Mr. Basketball. After high school, he attended Murray State for two seasons of college ball. During his sophomore season, he averaged 20.2 points, 6.0 assists, 3.7 rebounds and 1.9 steals in 32.2 minutes. After the season, he was named the OVC Player of the Year and proceeded to declare for the NBA Draft. Payne attended Murray State for two seasons. As a freshman, he started all 34 of his appearances, averaging 16.8 points, 5.4 assists, 3.6 rebounds and 1.7 steals. That resulted in him being named OVC Freshman of the Year. Arguably his best effort as a freshman was Mar. 27 against Towson, where Payne totaled 24 points (8-13 FG, 4-8 3Pt, 4-4 FT), seven assists, five steals and four rebounds in 30 minutes. As a sophomore, Payne improved his numbers, averaging 20.2 points, 6.0 assists, 3.7 rebounds and 1.9 steals. As a result, he was voted OVC Player of the Year in 2015. In arguably his best performance as a sophomore, the guard recorded 32 points (10-19 FG, 4-7 3Pt, 8-12 FT), eight assists, five rebounds and two steals.

#44 PAUL REED • 6-9 / 220 • DePaul / USA • 6/14/99 • 3 Years Pro



LAST FIVE GAMES																		
Opponent	Date	W/L	MP	FG	FGA	3FG	3FGA	FT	FTA	OR	DR	TOT	AST	PF	STL	TO	BLK	PTS
vs. MEM	3/6	L	24	8	17	1	2	0	0	5	6	11	3	6	1	1	3	17
at BKN	3/5	L	19	2	3	0	0	1	2	1	1	2	2	1	2	0	0	5
at DAL	3/3	W	28	5	6	1	1	2	2	2	5	7	3	3	1	2	1	13
vs. CHO	3/1	W	24	5	6	0	0	1	1	5	3	8	3	2	0	1	2	11
at BOS	2/27	L	14	0	3	0	0	0	0	0	3	3	0	1	0	0	0	0

PTS	23-24 Highs	Career Highs	OR	23-24 Highs	Career Highs
	30, at DEN 1/27/24	30, at DEN 1/27/24		6 (2), vs. ATL 2/9/24	8 (2), at BKN 4/22/23
FGM	14, at DEN 1/27/24	14, at DEN 1/27/24	DR	10, at DEN 1/27/24	10 (2), at DEN 1/27/24
FGA	21, at DEN 1/27/24	21, at DEN 1/27/24	TR	13 (2), vs. ATL 2/9/24	14, at BKN 4/22/23
3FG	2, at DEN 1/27/24	2, at DEN 1/27/24	AST	5, at NOP 11/29/23	5, at NOP 11/29/23
3FGA	4, at DEN 1/27/24	4, at DEN 1/27/24	STL	4, at CHI 12/30/23	6, vs. NYK 11/4/22
FTM	3 (3), vs. MIA 2/14/24	5 (2), vs. TOR 3/31/23	BLK	4, at MIN 11/22/23	5, at BKN 4/9/23
FTA	4, vs. UTA 1/6/24	6 (2), vs. BKN 11/22/22	MIN	42:04, at DEN 1/27/24	42:04, at DEN 1/27/24

PRO CAREER ENTERING 2023-24 REG. SEASON: Has appeared in 133 NBA games (four starts), averaging 3.7 points (57.4 FG%) and 3.1 rebounds in 9.3 minutes per outing.

PERSONAL: Orlando, FL native... Son of Paul and Michelle Reed... Has four sisters, Hazel, Danielle, Chantel and Janelle... Uncle, Mike Sims-Walker played four seasons in the NFL as a wide receiver for Jacksonville and St. Louis... Father, Paul, played college basketball at Old Dominion (1996-97) and UCF (1999-02) before playing professionally in Europe... Attended Wekiva High School and earned Central Florida Player of the Year honors from the Orlando Sentinel in his senior season.

#23 TERQUAVION SMITH • 6-4 / 160 • North Carolina State / USA • 12/31/02 • Rookie



LAST FIVE GAMES																		
Opponent	Date	W/L	MP	FG	FGA	3FG	3FGA	FT	FTA	OR	DR	TOT	AST	PF	STL	TO	BLK	PTS
vs. MEM	3/6	L																
at BKN	3/5	L																
at DAL	3/3	W																
vs. CHO	3/1	W																
at BOS	2/27	L																

PTS 23-24/Career Highs
 17, vs. BKN 2/3/24
FGM 6, vs. BKN 2/3/24
FGA 8, vs. GSW 2/7/24
3FG 5, vs. BKN 2/3/24
3FGA 6 (2), vs. ATL 2/9/24
FTM 2, at IND 1/25/24
FTA 2, at IND 1/25/24

OR 23-24/Career Highs
 -
DR 1 (2), vs. GSW 2/7/24
TR 1 (2), vs. GSW 2/7/24
AST 5, at IND 1/25/24
STL 3, at IND 1/25/24
BLK -
MIN 12:44, vs. ATL 2/9/24

PRO CAREER ENTERING 2023-24 REG. SEASON: Spent two seasons at North Carolina State, where he averaged 17.1 points, 3.6 rebounds and 4.1 assists in 66 total games (59 starts)...Was the ACC's second leading scorer as a sophomore with a mark of 17.9 points...Ranked seventh in the conference in steals per game (1.4) and 10th in assists per game (4.1)...Was named to the 2022-23 All-ACC Second Team as well as being named to the 2023 All-ACC Tournament First Team after posting the tournament's lone 30-point outing in a win over Virginia Tech...Voted to the All-ACC Rookie Team and voted Honorable Mention All-ACC as a freshman...Named ACC Freshman of the Week four times ... Started 25 of 32 games, including all 20 ACC games ... Averaged 16.3 points, 4.1 rebounds, 2.1 assists and 1.3 steals per game ... Shot 39.8 percent from the field, including 36.9 percent from three-point range ... Made 96 three-pointers which were the most in program history by a freshman and third-most in a single-season in program history ... 96 three-pointers are fourth-most by a freshman in ACC history ... 3.0 three-pointers per game average led the ACC and was the first freshman to lead the ACC in three-pointers made since Duke's J.J. Redick in the 2002-03 season ... 16.3 scoring average was eighth-highest in the ACC and second amongst the league's freshman ... Scoring average is third-best by a freshman in program history.

PERSONAL: Consensus four-star recruit ... Ranked as No. 77 overall recruit in the nation by 247Sports ... No. 3 prospect in the state of North Carolina by 247Sports ... Ranked in the ESPN Top-100 ... Led Farmville Central to three-straight North Carolina Class 2A State Championships ... Farmville Central went 76-2 in his last three years of high school ... As a senior averaged 25.6 points, 6.0 rebounds, 5.8 assists and 3.2 steals per game to lead Farmville Central to perfect record ... Scored a career-high 50 points in win over Trinity Academy ... Capped high school career with 33 points, 10 assists and nine rebounds in 2A State Championship game to be named Charlie Adams 2A Men's Basketball Championship MVP ... Named 2021 North Carolina Gatorade Boys Basketball Player of the Year ... Named North Carolina Mr. Basketball by Charlotte Observer ... Named State Player of the Year by the North Carolina Basketball Coaches Association.