



New Orleans Pelicans (0-1, 49-33) vs. Oklahoma City Thunder (1-0, 57-25)
2024 NBA Playoffs • Round #1, Game #2 • Road Game #2
Oklahoma City Leads Series 1-0 (Best of Seven)
Paycom Center • Oklahoma City, OK
April 24, 2024 • 8:30 p.m. (CT)
TV: Bally Sports/TNT • Radio: WRNO 99.5 FM



PELICANS LAST GAME'S STARTERS

[G] CJ MCCOLLUM
 #3 • Lehigh (11th Season) • 6-3 • 202

2023-24 Averages	Notables	Last Game Stats
20.0 ppg 4.3 rpg 4.6 apg 0.9 spg	<ul style="list-style-type: none"> Among all NBA players, is ranked 1st in 3P%, shooting 42.9% (min. 8 3PA per game) from deep range. Is the only player in the NBA to average 20-plus points, 1.6 or less turnovers per game and shooting 42% or better from three-point range during the 2023-24 regular season. 	20 pts, 3 rbs, 6 asts, 2 stls, 1 blk (4/21 at OKC)

[G] HERB JONES
 #5 • Alabama (3rd Season) • 6-7 • 212

2023-24 Averages	Notables	Last Game Stats
11.0 ppg 3.6 rpg 2.6 apg 1.4 spg	<ul style="list-style-type: none"> Finished the regular season tied for 13th in the NBA in steals per game (1.4). Among all qualified NBA players, finished ranked 16th in 3PT%, shooting 41.8% from deep range. On 2/22 vs. HOU, notched a career-high 7 steals, making Jones just the 4th player in franchise history to post 7-plus steals in a game. 	8 pts, 7 rbs, 4 asts, 1 stl (4/21 at OKC)

[F] BRANDON INGRAM
 #14 • Duke (8th Season) • 6-8 • 210

2023-24 Averages	Notables	Last Game Stats
20.8 ppg 5.1 rpg 5.7 apg	<ul style="list-style-type: none"> Ranked 5th in the NBA in 'mid-range' field goals made per game (2.6). On 2/5 vs. TOR, became the first player in NBA history to post 40+ points, 9+ assists and 0 turnovers in 30 mins. or less. 	12 pts, 6 rbs, 3 asts, 1 blk (4/21 at OKC)

[F] TREY MURPHY III
 #25 • Virginia (3rd Season) • 6-8 • 211

2023-24 Averages	Notables	Last Game Stats
14.8 ppg 4.8 rpg 2.2 apg 0.9 spg	<ul style="list-style-type: none"> Finished the season ranked 15th in 3PT% (min. 7 3PA per game), shooting 38.0% from behind the arc. On the season, is tossed out a career-high 2.2 assists per game and grabbed 4.9 rebounds per game. 	21 pts, 4 rbs, 2 asts, 1 stl, 3 blks (4/21 at OKC)

[C] JONAS VALANČIŪNAS
 #17 • Lithuania (12th Season) • 7-0 • 270

2023-24 Averages	Notables	Last Game Stats
12.2 ppg 8.8 rpg 2.1 apg 0.8 bpg	<ul style="list-style-type: none"> Started all 82 regular season games for the Pelicans this season. Ranked 23rd in the NBA in rebounds per game (8.8). Has 33 double-doubles on the season, which is ranked 15th in the NBA. 	13 pts, 20 rbs, 2 asts, 1 stl (4/21 at OKC)

2023-24 NEW ORLEANS REGULAR SEASON RECORDS

	RECORD	HOME	ROAD	OVERTIME
OVERALL	49-33	21-19	28-14	0-1
SW DIVISION	9-7	3-5	6-2	0-1
WESTERN	30-22	12-13	18-9	0-1
EASTERN	19-11	9-6	10-5	--

2023 PRESEASON RECORD (1-3)

10/10 vs. ORL	L, 105-122	10/14 at ATL	L, 105-110
10/12 vs. HOU	L, 87-120	10/17 at ORL	W, 104-92

2023-24 REGULAR SEASON SCHEDULE

10/25 at MEM	W, 111-104	1/17 vs. CHA	W, 132-112
10/28 vs. NYK	W, 96-87	1/19 vs. PHX	L, 109-123
10/30 vs. GSW	L, 102-130	1/23 vs. UTA	W, 153-124
11/1 at OKC	W, 110-106	1/26 vs. OKC	L, 83-107
11/2 vs. DET	W, 125-116	1/27 at MIL	L, 117-141
11/4 vs. ATL	L, 105-123	1/29 at BOS	L, 112-118
11/6 at DEN	L, 116-134	1/31 at HOU	W, 110-99
11/8 at MIN	L, 101-122	2/2 at SAS	W, 114-113
11/10 at HOU	L, 101-104	2/5 vs. TOR	W, 138-100
11/12 vs. DAL	L, 124-136	2/7 at LAC	W, 117-106
11/14 vs. DAL	W, 131-110	2/9 at LAL	L, 122-139
11/17 vs. DEN	W, 115-110	2/10 at POR	W, 93-84
11/18 vs. MIN	L, 120-121	2/12 at MEM	W, 96-87
11/20 vs. SAC	W, 129-93	2/14 vs. WAS	W, 133-126
11/22 vs. SAC	W, 117-112	2/22 vs. HOU	W, 127-105
11/24 at LAC	W, 116-106	2/23 vs. MIA	L, 95-106
11/25 at UTA	L, 100-105	2/25 vs. CHI	L, 106-114
11/27 at UTA	L, 112-114	2/27 at NYK	W, 115-92
11/29 vs. PHI	W, 124-114	2/28 at IND	L, 114-123
12/1 vs. SAS	W, 121-106	3/1 vs. IND	W, 129-102
12/2 at CHI	L, 118-124	3/5 at TOR	W, 139-98
12/4 at SAC	W, 127-117	3/8 at PHI	W, 103-95
12/7 at LAL	L, 89-133	3/10 at ATL	W, 116-103
12/11 vs. MIN	W, 121-107	3/13 vs. CLE	L, 95-116
12/13 at WAS	W, 142-122	3/15 vs. LAC	W, 112-104
12/15 at CHA	W, 112-107	3/16 vs. POR	W, 126-107
12/17 at SAS	W, 146-110	3/19 at BKN	W, 104-91
12/19 vs. MEM	L, 113-115	3/21 at ORL	L, 106-121
12/21 at CLE	W, 123-104	3/22 at MIA	W, 111-88
12/23 vs. HOU	L, 104-106	3/24 at DET	W, 114-101
12/26 vs. MEM	L, 115-116	3/26 vs. OKC	L, 112-119
12/28 vs. UTA	W, 112-105	3/28 vs. MIL	W, 107-100
12/31 vs. LAL	W, 129-109	3/30 vs. BOS	L, 92-104
1/2 vs. BKN	W, 112-85	4/1 vs. PHX	L, 111-124
1/3 at MIN	W, 117-106	4/3 vs. ORL	L, 117-108
1/5 vs. LAC	L, 95-111	4/5 vs. SAS	L, 109-111
1/7 at SAC	W, 133-100	4/7 at PHX	W, 113-105
1/10 at GSW	W, 141-105	4/9 at POR	W, 110-100
1/12 at DEN	L, 113-125	4/11 at SAC	W, 135-123
1/13 at DAL	W, 118-110	4/12 at GSW	W, 114-109
1/15 at DAL	L, 120-125	4/14 vs. LAL	L, 108-124

Broadcast Key
 - Denotes Coverage by Bally Sports
 # - Denotes Coverage by ESPN
 + - Denotes Coverage by ABC
 % - Denotes Coverage by TNT
 ^ - Denotes Coverage by NBATV
 ! - Denotes Gray TV



All-Star Weekend: Feb. 16-18, Indianapolis, Indiana

ROSTER NOTES/INJURIES: Injury Report will be announced on Twitter via @PelicansPR.
<https://official.nba.com/nba-injury-report-2023-24-season/>

PRONUNCIATION GUIDE: Naji (NAH-zjee) Marshall and Jonas Valančiūnas (YO-nahs vah-lahn-CHEW-nas).

***Recent Transactions on page 24**

PELICANS ON THE AIR

All 82 regular season games, the entire preseason and the Pelicans' playoff contests will be heard on the team's flagship station WRNO, 99.5 FM, as the Pelicans enter their first of a multi-season agreement with iHeartMedia, Inc. **Todd Graffagnini** is in his fifth season as the radio voice of the Pelicans, **John DeShazier** is in his 12th season as color analyst and **Erin Summers** enters her third season as the sideline reporter for the Pelicans Radio team. Graffagnini and DeShazier will also host a weekly insider show featuring interviews with Pelicans players, coaches, front office executives and other guests.



The New Orleans Pelicans and Bally Sports will begin their 12th year of bringing a variety of both home and road games into the homes of the Greater New Orleans area and Gulf South region. Bally Sports is scheduled to broadcast 78 regular season games and is available statewide on cable and satellite providers. **Joel Meyers** (Play-by-Play), **Antonio Daniels** (Color Analyst) and **Jennifer Hale** (Sideline Reporter) return to the broadcast team to provide viewers with an engaging viewership experience through their dynamic commentary, seamlessly blending insightful analysis with passionate enthusiasm. Included will be a live 30-minute pre and post-game show, as well as additional programming.

BSNO can be found locally on Cox (Channel 1038), AT&T U-Verse (Channel 1757), DirecTV (Channel 676-4) and Spectrum (Channel 810). Additionally, all Pelicans games will be available on Bally Sports+, a new streaming platform that will offer streaming of live Pelicans games on a direct-to-consumer basis within the Pelicans' local territory.



PELICANS 2023-24 HEAD-TO-HEAD WIN GRID:

	A T L	B K N	B O S	C H A	C H I	C L E	D E L	D E N	D E T	G S W	H O U	I N D	L A C	L A L	M E M	M I A	M I L	M I N	N Y K	O K C	O R L	P H I	P H X	P O R	S A C	S A S	T O R	U T A	W A S	T O T	
W	1	2		2		1	2	1	2	2	2	1	1	3	2	1	1	2	2	1	1	2	1	3	5	3	3	2	2	2	49
L	1		2		2	1	2	2		1	2	1	1	3	2	1	1	2		2	2		2			1		2		33	



Presented by Google Pixel

ROUND ONE SERIES SCHEDULE

Game	Date	Day	Site	Time (local)	TV [^]
1	Apr. 21	Sun	OKC	L, 92-94	
2	Apr. 24	Wed.	OKC	8:30 p.m.	TNT
3	Apr. 27	Sat.	NOP	2:30 p.m.	TNT
4	Apr. 29	Mon.	NOP	TBD	TBD
5*	Mar. 1	Wed.	OKC	TBD	TBD
6*	Mar. 3	Fri.	NOP	TBD	TBD
7*	Mar. 5	Sun.	OKC	TBD	TBD

*If necessary

[^]All games to be broadcast regionally by Bally Sports

NBA PLAYOFFS – ROUND ONE – OKLAHOMA CITY THUNDER

2023-24 SEASON COMPARISON

NOP	STATS	OKC
115.1 (13 th)	PPG	120.1 (3 rd)
110.7 (8 th)	OPP PPG	112.7 (11 th)
.486 (9 th)	FG %	.499 (3 rd)
.464 (7 th)	OPP FG %	.455 (3 rd)
12.5 (18 th)	3PM	13.3 (8 th)
32.6 (24 th)	3PA	34.2 (16 th)
.383 (4 th)	3PT%	.389 (1 st)
22.8 (9 th)	FTA	21.5 (17 th)
.771 (21 st)	FT%	.825 (4 th)
44.0 (12 th)	RPG	42.0 (27 th)
27.0 (13 th)	APG	27.1 (11 th)
13.0 (11 th)	TOV	12.7 (7 th)
8.3 (3 rd)	SPG	8.5 (1 st)
4.6 (22 nd)	BPG	6.6 (1 st)



ALL-TIME REG. SEASON SERIES HISTORY

	Record	2023-24
Overall Record	32-42	1-2
Home Record	17-19	0-2
Road Record	15-23	1-0
Overtime Record	3-0	--

ALL-TIME REGULAR SEASON SERIES FACTS VS OKLAHOMA CITY

Current Streak	Lost 2	Most Points Scored	131 points at NOP, 2/14/19
Current Home Streak	Lost 3	Most Points Allowed	125 points at OKC, 12/23/22
Current Road Streak	Won 3	Top Scorer All-Time (Pelicans)	44 points: Anthony Davis, 12/12/18
Longest Win Streak	10 Wins	Top Scorer All-Time (Thunder)	48 points: Russell Westbrook, 2/6/15
Last Home Win	105-101, 11/28/22	Last Road Win	110-106, 11/1/23
Last Home Loss	112-119, 3/26/24	Last Road Loss	117-112, 12/26/21
Pelicans Biggest Win	113-80, 12/31/20 at OKC (33)	Pelicans Biggest Loss	119-74, 2/27/13 at OKC (45)

SCHEDULE

2023-2024 VS. OKLAHOMA CITY (1-2)

Date	Site	Score/Result
11/1/23	at OKC	110-106 (W)
1/26/24	at NOP	83-107 (L)
3/26/24	at NOP	112-119 (L)

2022-2023 VS. OKLAHOMA CITY (3-1)

Date	Site	Score/Result
11/28/22	at NOP	105-101 (W)
12/23/23	at OKC	128-125 OT (W)
2/13/23	at OKC	103-100 (W)
3/11/23	at NOP	110-96 (L)

PELICANS-THUNDER CONNECTIONS

Prior to moving to Oklahoma City, Thunder **Vice President of Broadcasting and Corporate Communications Dan Mahoney** served as a public relations consultant for the New Orleans Hornets...Thunder **G/F Kenrich Williams** played two seasons with the New Orleans Pelicans from 2018-20 where he averaged 4.9 points, 4.8 rebounds and 1.6 assists a game before being traded to Oklahoma City in 2020...Pelicans **G Dyson Daniels** and Thunder **G Josh Giddey** were teammates at the NBA Global Academy in Canberra, Australia ...Thunder **F Davis Bertans** played under Pelicans **Assistant Coach James Borrego** at the San Antonio Spurs for two seasons, 2016-18...Pelicans **Player Development Coach Corey Brewer** played for the Thunder during the 2017-18 season...Thunder **G Shai Gilgeous-Alexander** played for the Clippers while Pelicans **Assistant Coach Casey Hill** was an assistant coach...Thunder **F Keyontae Johnson** and Pelicans **G Dereon Seabron** are both from Norfolk, VA.

FIRST ROUND vs. OKLAHOMA CITY SERIES RECAP



New Orleans 92, Oklahoma City, 94

Pelicans High Scorer: Murphy III, 21

Pelicans High Rebounder: Valančiūnas, 20

Pelicans High Assists: McCollum, 6

April 21, 2024 – Paycom Center, Oklahoma City, OK

Thunder High Scorer: Gilgeous-Alexander, 28

Thunder High Rebounder: Holmgren, 11

Thunder High Assists: Holmgren/Gilgeous-Alexander, 4

Score By Quarter	1	2	3	4	FINAL
Pelicans	17	26	25	24	92
Thunder	17	26	31	20	94

- The Thunder outshot the Pelicans, converting 37-of-85 (.435) from the floor, 10-of-32 (.312) from three-point range and 10-of-13 (.769) from the free throw line, while New Orleans shot 37-of-96 (.385) from the floor, 11-of-39 (.282) from behind the arc and 7-of-9 (.778) from the charity stripe.
- The Pelicans outrebounded the Thunder 52-44, including 18-8 on the offensive glass, which led to the Pelicans outscoring the Thunder 24-11 in second chance points.
- The Thunder outscored the Pelicans 20-7 in fast break points.
- The Pelicans turned the ball over 14 times leading to 14 points for the Thunder, while Oklahoma City committed 13 miscues leading to 11 points for New Orleans.
- In Game 1 there were 20 lead changes and 13 times where the game was tied. The Pelicans led by as many as seven points, while the Thunder led by as many as 10 points.
- Trey Murphy III led the way for the Pelicans, posting 21 points, four rebounds, two assists, a steal and three blocks, while shooting 5-of-12 (.416) from three-point range.

NATIONAL BASKETBALL ASSOCIATION

OFFICIAL SCORER'S REPORT
FINAL BOX

Sunday, April 21, 2024 Paycom Center, Oklahoma City, OK
Officials: #25 Tony Brothers, #24 Kevin Scott, #72 J.T. Orr, #21 Detric Taylor

Game Duration: 2:21
Attendance: 18203 (Sellout)

VISITOR: New Orleans Pelicans (0-1)

	POS	MIN	FG	FGA	3P	3PA	FT	FTA	OR	DR	TOT	A	PF	ST	TO	BS	+/-	PTS	
14 Brandon Ingram	F	37:17	5	17	0	2	2	2	1	5	6	3	2	0	2	1	1	12	
25 Trey Murphy III	F	44:07	8	18	5	12	0	0	1	3	4	2	3	1	0	3	0	21	
17 Jonas Valanciunas	C	29:00	5	9	0	0	3	4	9	11	20	2	2	1	3	0	-2	13	
5 Herbert Jones	G	33:15	2	10	2	8	2	2	2	5	7	4	2	1	3	0	-3	8	
3 CJ McCollum	G	39:21	9	22	2	9	0	0	0	3	3	6	5	2	3	1	1	20	
15 Jose Alvarado		19:22	2	7	1	4	0	0	0	0	0	1	0	1	1	0	-6	5	
22 Larry Nance Jr.		19:00	4	6	0	0	0	1	4	4	8	0	1	0	2	0	0	8	
8 Naji Marshall		15:42	2	7	1	4	0	0	1	3	4	4	1	1	0	1	1	5	
11 Dyson Daniels		02:56	0	0	0	0	0	0	0	0	0	0	0	0	0	0	-2	0	
24 Jordan Hawkins			DNP - Coach's Decision																
32 E.J. Liddell			DNP - Coach's Decision																
50 Jeremiah Robinson-Earl			DNP - Coach's Decision																
37 Matt Ryan			DNP - Coach's Decision																
40 Cody Zeller			DNP - Coach's Decision																
			240:00	37	96	11	39	7	9	18	34	52	22	16	7	14	6	-2	92
				38.5%		28.2%		77.8%		TM REB: 8		TOT TO: 14 (14 PTS)							

HOME: OKLAHOMA CITY THUNDER (1-0)

	POS	MIN	FG	FGA	3P	3PA	FT	FTA	OR	DR	TOT	A	PF	ST	TO	BS	+/-	PTS	
5 Luguentz Dort	F	34:50	2	6	2	4	0	0	2	2	4	1	3	0	0	0	0	6	
8 Jalen Williams	F	40:02	8	18	1	5	2	3	3	4	7	4	3	2	4	0	8	19	
7 Chet Holmgren	C	32:04	6	14	2	6	1	2	2	9	11	2	0	1	3	5	1	15	
3 Josh Giddey	G	19:35	1	6	0	2	0	0	0	3	3	3	0	0	2	1	7	2	
2 Shai Gilgeous-Alexander	G	39:06	11	24	0	3	6	7	0	6	6	4	3	0	3	0	-1	28	
11 Isaiah Joe		15:09	2	5	1	3	0	0	0	2	2	1	1	0	1	0	7	5	
33 Gordon Hayward		09:10	0	0	0	0	0	0	0	2	2	1	0	1	0	1	0	0	
34 Kenrich Williams		08:34	1	3	0	2	0	0	0	3	3	0	2	0	0	0	-5	2	
22 Cason Wallace		18:55	2	3	1	2	0	0	1	0	1	1	1	0	0	0	-4	5	
21 Aaron Wiggins		15:49	2	2	1	1	1	1	0	3	3	2	0	0	0	0	-4	6	
6 Jaylin Williams		06:46	2	4	2	4	0	0	0	2	2	2	0	1	0	0	1	6	
15 Bismack Biyombo			DNP - Coach's Decision																
13 Ousmane Dieng			DNP - Coach's Decision																
50 Mike Muscala			DNP - Coach's Decision																
12 Lindy Waters III			DNP - Coach's Decision																
			240:00	37	85	10	32	10	13	8	36	44	21	13	5	13	7	2	94
				43.5%		31.2%		76.9%		TM REB: 8		TOT TO: 13 (11 PTS)							

SCORE BY PERIOD	1	2	3	4	FINAL
Pelicans	17	26	25	24	92
THUNDER	17	26	31	20	94

Inactive: Pelicans - Williamson (Injury/Illness - Left Hamstring; Strain)
 Inactive: Thunder -
 Points in the Paint: Pelicans 36 (18/43), THUNDER 42 (21/42)
 2nd Chance Points: Pelicans 24 (9/17), THUNDER 11 (5/10)
 Fast Break Points: Pelicans 7 (3/10), THUNDER 20 (8/13)

Biggest Lead: Pelicans 7, THUNDER 10
 Lead Changes: 20
 Times Tied: 13

23-24 REGULAR SEASON GAMES vs. OKLAHOMA CITY



New Orleans 110, Oklahoma City, 106

Pelicans High Scorer: McCollum, 29
Pelicans High Rebounder: McCollum, 11
Pelicans High Assists: Williamson, 8

November 1, 2023 – Paycom Center, Oklahoma City, OK

Thunder High Scorer: Gilgeous-Alexander, 20
Thunder High Rebounder: Holmgren, 11
Thunder High Assists: Gilgeous-Alexander, 8

Score By Quarter	1	2	3	4	FINAL
Pelicans	14	29	35	32	110
Thunder	33	18	26	29	106

- In the first quarter, New Orleans was outscored 14-33, shooting 5-of-28 (.179 from the floor, 1-of-12 (.083) from three-point range and 3-of-6 (.500) from the free throw line, while the Thunder converted 13-of-24 (.542) from the field, 2-of-6 (.333) from behind the arc and 5-of-6 (.833) from the charity stripe.
- Despite having a 14-point first quarter, New Orleans overcame a 22-point deficit. Additionally, the 22-point comeback is the largest road comeback in franchise history.
- CJ McCollum led the way for New Orleans, scoring a game-high 29 points and grabbing a game-high 11 rebounds which helped him notch his first double-double of the season.
- Zion Williamson led the team with eight assists to go along with 20 points and 10 boards, which led him to his first double-double of the season.
- Off the bench, Larry Nance Jr. scored nine points, shooting 4-of-5 (.800) from the floor, including a perfect 1-of-1 from behind the arc.



New Orleans 83, Oklahoma City, 107

Pelicans High Scorer: Jones/Valančiūnas, 14
Pelicans High Rebounder: Valančiūnas, 9
Pelicans High Assists: Ingram, 9

January 26, 2024 – Smoothie King Center, New Orleans, LA

Thunder High Scorer: Gilgeous-Alexander, 31
Thunder High Rebounder: Holmgren, 13
Thunder High Assists: Williams, 7

Score By Quarter	1	2	3	4	FINAL
Thunder	22	28	27	30	107
Pelicans	24	17	23	19	83

- In the first half, New Orleans notched 11 turnovers which led to 15 points for the Thunder. The Thunder held the Pelicans to just 41 points.
- The Oklahoma City Thunder outscored the Pelicans 107-83.
- The Thunder outshot the Pelicans, converting 42-of-88 (.477) from the floor, 10-of-33 (.303) from three-point range and 13-of-14 (.929) from the free throw line, while New Orleans only shot 32-of-82 (.390) from the field, 9-of-36 (.250) from behind the arc and 10-of-14 (.714) from the free throw stripe.
- The Thunder outscored the Pelicans 58-38 in points in the paint.
- New Orleans turned the ball over 20 times which led to 22 points for the Thunder, while Oklahoma City only had 13 miscues leading to 12 points for the Pelicans.



New Orleans 112, Oklahoma City, 119

Pelicans High Scorer: Williamson, 29
Pelicans High Rebounder: Three Players, 6
Pelicans High Assists: Williamson, 10

March 26, 2024 – Smoothie King Center, New Orleans, LA

Thunder High Scorer: Jalen Williams, 26
Thunder High Rebounder: Giddey/Holmgren, 9
Thunder High Assists: Gilgeous-Alexander, 8

Score By Quarter	1	2	3	4	FINAL
Thunder	33	40	23	23	119
Pelicans	34	24	32	22	112

- In the first half, Oklahoma City outshot New Orleans, converting 28-of-45 (.622) from the floor and 10-of-20 (.500) from three-point range, while the Pelicans only shot 21-of-46 (.457) from the floor and 7-of-21 (.333) from behind the arc. The Thunder would outscore the Pelicans 73-58 in the first half.
- The Thunder outshot the pelicans, converting 46-of-86 (.535) from the floor and 15-of-34 (.441) from three-point range, while the Pelicans shot 39-of-86 (.453) from the floor and 14-of-38 (.368) from downtown.
- The Pelicans turned the ball over 10 times leading to 17 points for the Thunder, while Oklahoma City had 12 miscues leading to 15 points for New Orleans.
- In the third frame, the Pelicans shot 10-of-20 (.500) from the floor, 6-of-11 (.545) from three-point range and a perfect 6-of-6 from the free throw stripe, while the Thunder only shot 10-of-21 (.476) from the floor, 1-of-5 (.200) from behind the arc and 2-of-2 from the free throw stripe. The Pelicans outscored the Thunder 32-23 to cut their deficit to just six points (90-96).
- Zion Williamson finished the game with 29 points, shooting 10-of-17 (.588) from the floor and 9-of-10 (.900) from the free throw line. He tossed out a team-high 10 assists, which led him to post his 11th double-double of the season. In the first quarter, tossed out seven assists which is the most assists Williamson has posted in any quarter in his career.
- CJ McCollum notched 23 points, six boards and five assists, while shooting 8-of-24 (.333) from the floor, including 4-of-11 (.364) from downtown.



Presented by Google Pixel

PELICANS PLAYOFF SCOOP

Playoff Bound: The New Orleans Pelicans finished the 2023-24 regular season with a 49-33 overall record, which is tied for the second-best record in franchise history. Additionally, New Orleans finished the regular season with the most road wins in the NBA (28 road victories). Additionally, New Orleans' 28 road wins is the most road victories in franchise history. The Pelicans defeated the Sacramento Kings at home in the second Play-In game.

RECENT PLAY-IN GAMES




New Orleans 105, Sacramento, 98
Pelicans High Scorer: Ingram, 24
Pelicans High Rebounder: Valančiūnas, 12
Pelicans High Assists: Ingram/Murphy III, 6

April 19, 2024 – Smoothie King Center, New Orleans, LA
Kings High Scorer: Fox, 35
Kings High Rebounder: Sabonis, 14
Kings High Assists: Sabonis, 7

Score By Quarter	1	2	3	4	FINAL
Kings	24	21	29	24	98
Pelicans	22	32	29	22	105

- The Pelicans outshot the Kings in the first half, converting 22-of-44 (.500) from the field, 4-of-8 (.500) from beyond the arc and 6-of-7 (.857) from the charity stripe. The Kings only converted 17-of-41 (.415) from the floor, 5-of-20 (.250) from deep and 6-of-10 (.600) from the free throw line.
- New Orleans' bench outscored Sacramento's reserves 34-12.
- The Pelicans dished out 29 assists on 44 made shots, while the Kings only posted 21 assists on 36 made buckets.
- Sacramento outscored New Orleans 17-11 in second chance points.
- New Orleans posted 58 points in the paint, while Sacramento only notched 44.
- With the win, New Orleans will face the Oklahoma City Thunder in the first round of the NBA Playoffs.
- New Orleans notched eight total blocks, including six in the fourth quarter.
- Brandon Ingram led the team with 24 points, shooting 10-of-20 (.500) from the field, 1-of-2 (.500) from deep, and a perfect 3-of-3 from the foul stripe. Ingram added six boards and a team-high six assists.
- Jonas Valančiūnas notched a double-double, posting 14 points and 10 rebounds with 10:43 to play in the third quarter. Valančiūnas finished the game with 19 points, 12 rebounds, three assists and two blocks in 27 minutes of play.
- Off the bench, Larry Nance Jr. posted 13 points, four boards, three assists and two steals. Nance Jr. converted 6-of-7 (.857) from the floor and 1-of-2 (.500) from the charity stripe.
- Off the bench, Jose Alvarado scored 10 points, shooting 4-of-8 (.500) from the field, 1-of-1 from deep and 1-of-1 from the free throw line.



New Orleans 106, Los Angeles, 110
Pelicans High Scorer: Williamson, 40
Pelicans High Rebounder: Nance Jr., 12
Pelicans High Assists: Alvarado, 7

April 16, 2024 – Smoothie King Center, New Orleans, LA
Lakers High Scorer: James, 23
Lakers High Rebounder: Davis, 15
Lakers High Assists: James, 9

Score By Quarter	1	2	3	4	FINAL
Lakers	26	34	23	27	110
Pelicans	34	16	26	30	106

- Lakers outshot the Pelicans from behind the arc, shooting 14-of-35 (.400), while New Orleans only shot 9-of-30 (.300) from threepoint range.
- The Lakers shot 26-of-29 (.897) from the free throw line, while the Pelicans only shot 11-of-15 (.733) from the charity stripe.
- The Pelicans turned the ball over 13 times leading to 12 points for the Lakers, while Los Angeles only had eight miscues leading to five points for New Orleans.
- New Orleans outscored the Lakers 62-36 in points in the paint.
- Zion Williamson notched a game-high 40 points, shooting 17-of-27 (.630) from the floor and 6-of-9 (.667) from the free throw line.
- Off the bench, Trey Murphy III scored 12 points, shooting 5-of-10 (.500) from the field and 2-of-6 (.333) from three-point range. Murphy added four rebounds, two assists, one steal and one block in 31 minutes of play.
- Herb Jones shot 4-of-7 (.571) from the field including 2-of-4 (.500) from deep. Jones finished the game with ten points and two steals.
- Off the bench, Jose Alvarado dished out a team-high seven assists to go along with ten points and two boards.
- With the win, the Lakers are the seventh seed in the Western Conference and will face off against the Denver Nuggets in the first round of the NBA Playoffs.
- LeBron James led the way for the Lakers, posting a team-high 23 points, shooting 6-of-20 (.300) from the field and a perfect 10-of-10 from the free throw line.
- Anthony Davis posted 20 points, 15 rebounds, one steal and three blocks, while converting 6-of-16 (.375) from the floor and 8-of-10 (.800) from the free throw stripe.
- D'Angelo Russell notched 21 points, shooting 7-of-14 (.500) from the floor, 5-of-11 (.455) from three-point range and a perfect 2-of-2 from the free throw line. Russell added six dimes, one steal and one block. In the first quarter, Russell notched 13 points, on 4-of-7 (.571) from the floor, including 3-of-5 (.600) from three-point distance.

ALL-TIME PLAYOFF RESULTS

<u>Year</u>	<u>Round</u>	<u>Opponent</u>	<u>W/L</u>	<u>Record</u>
2003	First Round	Philadelphia	L	2-4
2004	First Round	Miami	L	3-4
2008	First Round	Dallas	W	4-1
2008	Conference Semifinals	San Antonio	L	3-4
2009	First Round	Denver	L	1-4
2011	First Round	L.A. Lakers	L	2-4
2015	First Round	Golden State	L	0-4
2018	First Round	Portland	W	4-0
2018	Conference Semifinals	Golden State	L	1-4
2022	First Round	Phoenix	L	2-4
2024	First Round	Oklahoma City		0-1
Totals	9 appearances			22-34

ALL-TIME PLAYOFF TEAM HIGHS AND LOWS

PELICANS

	<u>Highs</u>			<u>Lows</u>		
Total Points	131	vs. Portland	21-Apr-18	63	Twice (vs. DEN,	27-Apr-09)
Field Goals Made	48	3 Times (vs. GSW,	4-May-18)	17	vs. Denver	27-Apr-09
Field Goals Attempts	105	at Golden State	1-May-18	54	vs. Denver	27-Apr-09
Field Goal Percentage	.608	vs. Dallas	22-Apr-08	.244	at Miami	21-Apr-04
Three-Pt. Field Goals Made	17	at Phoenix	19-Apr-22	2	4 Times (vs. LAL,	22-Apr-11)
Three-Pt. Field Goals Attempted	39	at Oklahoma City	21-Apr-24	9	at San Antonio	15-May-08
Free Throws Made	32	Twice (vs. PHX,	24-Apr-22)	7	3 Times (at OKC,	21-Apr-24)
Free Throws Attempted	42	vs. Phoenix	24-Apr-22	9	Twice (at OKC,	21-Apr-24)
Free Throw Percentage	1.000	at Dallas (13-13)	25-Apr-08	.609	vs. Philadelphia	2-May-03
Offensive Rebs	25	at Phoenix	17-Apr-22	3	at L.A. Lakers	26-Apr-11
Defensive Rebs	44	vs. Golden State	4-May-18	22	at L.A. Lakers	26-Apr-11
Total Rebs	55	at Phoenix	17-Apr-22	25	at L.A. Lakers	26-Apr-11
Assists	36	vs. Golden State	4-May-18	10	vs. Denver	27-Apr-09
Steals	16	vs. Portland	19-Apr-18	1	at Denver	22-Apr-09
Turnovers	27	vs. Denver	27-Apr-09	3	at L.A. Lakers	17-Apr-11
Blocked Shots	12	at Portland	14-Apr-18	0	vs. Phoenix	28-Apr-22
1 st Quarter Points	39	vs. Dallas	22-Apr-08	13	at Golden State	18-Apr-15
2 nd Quarter Points	37	vs. Golden State	23-Apr-15	13	at Miami	4-May-04
3 rd Quarter Points	42	vs. Portland	21-Apr-18	10	at Miami	21-Apr-04
4 th Quarter Points	36	at L.A. Lakers	17-Apr-11	13	vs. Denver	27-Apr-09
1 st Half Points	67	vs. Dallas	22-Apr-08	31	at Miami	4-May-04
2 nd Half Points	73	vs. Portland	21-Apr-18	24	vs. Denver	27-Apr-09
2 nd Half w/ OT Points	56	vs. Golden State	23-Apr-15			
Overtime Points	11	vs. Golden State	23-Apr-15			

OPPONENTS

	<u>Highs</u>			<u>Lows</u>		
Total Points	123	3 Times (at GSW,	28-Apr-18)	71	vs. Miami	24-Apr-04
Field Goals Made	50	vs. Portland	21-Apr-18	25	vs. Miami	24-Apr-04
Field Goals Attempted	104	vs. Golden State*	23-Apr-15	70	3 Times (vs. DAL,	22-Apr-04)
Field Goal Percentage	.600	vs. Phoenix	28-Apr-22	.329	vs. Miami	24-Apr-04
Three-Pt. Field Goals Made	14	vs. Golden State*	23-Apr-15	2	4 Times (at MIA,	4-May-04)
Three-Pt. Field Goals Attempted	41	vs. Golden State*	23-Apr-15	6	at Philadelphia	23-Apr-03
Free Throws Made	33	vs. Dallas	19-Apr-08	8	at Portland	17-Apr-18
Free Throws Attempted	39	vs. Dallas	22-Apr-08	10	at Portland	17-Apr-18
Free Throw Percentage	.962	vs. L.A. Lakers	28-Apr-11	.571	vs. San Antonio	3-May-08
Offensive Rebs	22	vs. Golden State*	23-Apr-15	5	3 Times (vs. PHX,	28-Apr-22)
Defensive Rebs	44	at Golden State	28-Apr-18	23	Twice (vs. LAL,	24-Apr-11)
Total Rebs	57	at Golden State	28-Apr-18	32	3 Times (vs. PHX,	28-Apr-22)
Assists	36	at Golden State	1-May-18	12	Twice (at DAL,	27-Apr-08)
Steals	15	vs. Denver	27-Apr-09	1	Twice (at LAL,	17-Apr-11)
Turnovers	24	vs. Portland	19-Apr-18	6	Twice (vs. PHX,	22-Apr-22)
Blocked Shots	10	at Golden State	28-Apr-18	1	3 times (vs. DEN,	25-Apr-09)
1 st Quarter Points	37	vs. Golden State	6-May-18	14	3 times (vs. MIA,	2-May-04)
2 nd Quarter Points	41	at Golden State	28-Apr-18	14	at Dallas	27-Apr-08
3 rd Quarter Points	36	at Golden State	8-May-18	11	vs. San Antonio	13-May-08
4 th Quarter Points	39	vs. Golden State	23-Apr-15	14	Twice (vs. MIA,	27-Apr-04)
1 st Half Points	76	at Golden State	28-Apr-18	29	vs. Miami	24-Apr-04
2 nd Half Points	67	Twice (vs. PHX,	28-Apr-22)	32	vs. San Antonio	13-May-08
2 nd Half w/ OT Points	71	vs. Golden State	23-Apr-15			
Overtime Points	15	vs. Golden State	23-Apr-15			

ALL-TIME PLAYOFF INDIVIDUAL HIGHS

PELICANS

Total Points	47	Anthony Davis	vs. Portland	21-Apr-18
Minutes	48	Chris Paul	vs. San Antonio	19-May-08
Field Goals Made	16	David West	vs. San Antonio	13-May-08
Field Goals Attempted	27	Jamal Mashburn	vs. Philadelphia	2-May-03
		Anthony Davis	vs. Golden State	4-May-18
Three-Point Field Goals Made	6	CJ McCollum	at Phoenix	19-Apr-22
Three-Point Field Goals Attempted	12	Baron Davis	vs. Philadelphia	26-Apr-03
		Baron Davis	vs. Miami	27-Apr-03
		Trey Murphy III	at Oklahoma City	21-Apr-24
Free Throws Made	15	Anthony Davis	vs. Portland	21-Apr-18
Free Throws Attempted	17	Anthony Davis	vs. Portland	21-Apr-18
Offensive Rebs	13	Jonas Valančiūnas	at Phoenix	17-Apr-22
Defensive Rebs	17	Anthony Davis	at Golden State	8-May-18
Total Rebs	25	Jonas Valančiūnas	at Phoenix	17-Apr-22
Assists	21	Rajon Rondo	vs. Golden State	4-May-18
Steals	5	Chris Paul	vs. San Antonio	19-May-08
		Rajon Rondo	at Golden State	1-May-18
Turnovers	7	Jrue Holiday	vs. Portland	21-Apr-18
		Rajon Rondo	at Golden State	1-May-18
Blocked Shots	5	David West	vs. San Antonio	13-May-08

OPPONENTS

Total Points	55	Allen Iverson	at Philadelphia	20-Apr-03
Minutes	48	Dirk Nowitzki	vs. Dallas	29-Apr-08
		Allen Iverson	vs. Philadelphia	2-May-03
Field Goals Made	21	Allen Iverson	at Philadelphia	20-Apr-03
Field Goals Attempted	32	Allen Iverson	at Philadelphia	20-Apr-03
Three-Point Field Goals Made	8	Chauncey Billups	at Denver	19-Apr-09
Three-Point Field Goals Attempted	18	Stephen Curry*	vs. Golden State	23-Apr-15
Free Throws Made	13	Allen Iverson	vs. Philadelphia	2-May-03
		Stephen Curry*	vs. Golden State	23-Apr-15
Free Throws Attempted	18	Allen Iverson	vs. Philadelphia	2-May-03
Offensive Rebs	8	Andrew Bynum	vs. Los Angeles	28-Apr-11
Defensive Rebs	18	Dirk Nowitzki	at Dallas	25-Apr-08
		Tim Duncan	vs. San Antonio	13-May-08
Total Rebs	23	Tim Duncan	vs. San Antonio	13-May-08
Assists	14	Chris Paul	at Phoenix	19-Apr-22
		Chris Paul	vs. Phoenix	22-Apr-22
Steals	5	Eric Snow	vs. Philadelphia	28-Apr-03
		Caron Butler	at Miami	18-Apr-04
		Draymond Green	vs. Golden State	6-May-18
Turnovers	8	Damian Lillard	vs. Portland	19-Apr-18
Blocked Shots	5	Chet Holmgren	at Oklahoma City	21-Apr-24

ALL-TIME TOP PLAYOFF PERFORMANCES

PELICANS

Points			Rebounds			FG Percentage			
131	vs. Portland	21-Apr-18	55	at Phoenix	17-Apr-22	.608	vs. Dallas	(48-79)	22-Apr-08
127	vs. Dallas	22-Apr-08	54	vs. Golden State	4-May-18	.577	vs. Portland	(45-78)	21-Apr-18
125	at Phoenix	19-Apr-22	52	at Oklahoma City	21-Apr-24	.548	at Phoenix	(46-84)	19-Apr-22
119	vs. Golden State (OT)	23-Apr-15	51	vs. Philadelphia	26-Apr-03	.529	vs. Portland	(46-87)	19-Apr-18
	vs. Portland	19-Apr-18		vs. Golden State	6-May-18	.519	at L.A. Lakers	(41-79)	17-Apr-11
	vs. Golden State	4-May-18	50	vs. San Antonio	3-May-08				
				vs. San Antonio	13-May-08				

Assists			Steals			FT Percentage			
36	vs. Golden State	4-May-18	16	vs. Portland	19-Apr-18	1.000	at Dallas	(13-13)	25-Apr-08
33	at Golden State	1-May-18	12	at Golden State	1-May-18	.944	vs. L.A. Lakers	(17-18)	28-Apr-11
32	at Phoenix	19-Apr-22	11	3 times; most recently:		.929	vs. Golden State	(13-14)	25-Apr-15
30	vs. Dallas	22-Apr-08		at San Antonio	11-May-08	.923	at San Antonio	(12-13)	15-May-08
28	vs. Portland	21-Apr-18	10	3 times; most recently:		.895	vs. Phoenix	(17-19)	28-Apr-22
				at Golden State	20-Apr-15				

OPPONENTS

Points			Rebounds			FG Percentage			
123	vs. Golden State (OT)	23-Apr-15	57	at Golden State	28-Apr-18	.600	vs. Phoenix	(45-75)	28-Apr-22
	vs. Portland	21-Apr-18	52	at Dallas	25-Apr-08	.566	vs. Denver	(43-76)	27-Apr-09
	at Golden State	28-Apr-18		at Portland	14-Apr-18	.538	at Phoenix	(42-78)	17-Apr-22
121	vs. Denver	27-Apr-09		at Golden State	8-May-18	.526	vs. Portland	(50-95)	21-Apr-18
	at Golden State	1-May-18	51	at Miami	21-Apr-04	.514	at Denver	(37-72)	29-Apr-09
				vs. San Antonio	19-May-08				
				vs. Golden State (OT)	23-Apr-15				

Assists			Steals			FT Percentage			
36	at Golden State	1-May-18	15	vs. Denver	27-Apr-09	.962	vs. L.A. Lakers	(25-26)	28-Apr-11
35	at Golden State	8-May-18	13	vs. Philadelphia	28-Apr-03	.944	vs. Phoenix	(17-18)	28-Apr-22
33	at Golden State	28-Apr-18		at Miami	4-May-04	.905	vs. San Antonio	(19-21)	19-May-08
	vs. Phoenix	24-Apr-22	11	4 times; most recently:		.900	at Miami	(27-30)	21-Apr-04
29	vs. Denver	27-Apr-09		vs. Golden State	6-May-18	.893	at Philadelphia	(25-28)	30-Apr-03

PELICANS

Points		
47	Anthony Davis	vs. Portland 21-Apr-18
41	Jrue Holiday	vs. Portland 21-Apr-18
38	David West	vs. San Antonio 13-May-08
37	Brandon Ingram	at Phoenix 19-Apr-22
36	Jamal Mashburn	vs. Philadelphia 2-May-03
	Anthony Davis	vs. Golden State 25-Apr-15
35	Chris Paul	at San Antonio 8-May-08
	Chris Paul	at Denver 19-Apr-09
	Anthony Davis	at Golden State 18-Apr-15
	Anthony Davis	at Portland 14-Apr-18

Rebs		
25	Jonas Valančiūnas	at Phoenix 17-Apr-22
20	Jonas Valančiūnas	at Oklahoma City 21-Apr-24
19	Anthony Davis	at Golden State 8-May-18
18	Anthony Davis	vs. Golden State 4-May-18
15	Tyson Chandler	vs. Dallas 19-Apr-08
	Tyson Chandler	vs. San Antonio 3-May-08
	Tyson Chandler	vs. San Antonio 19-May-08
	Anthony Davis	vs. Golden State* 23-Apr-15
	Anthony Davis	at Golden State 1-May-18
	Jonas Valančiūnas	vs. Phoenix 24-Apr-22

Assists		
21	Rajon Rondo	vs. Golden State 4-May-18
17	Chris Paul	vs. Dallas 22-Apr-08
	Rajon Rondo	at Portland 14-Apr-18
16	Rajon Rondo	vs. Portland 21-Apr-18
15	Chris Paul	vs. Dallas 29-Apr-08
	Chris Paul	vs. L.A. Lakers 24-Apr-11

OPPONENTS

Points		
55	Allen Iverson	at Philadelphia 20-Apr-03
45	Allen Iverson	vs. Philadelphia 2-May-03
40	Stephen Curry	vs. Golden State* 23-Apr-15
39	Stephen Curry	vs. Golden State 25-Apr-15
38	CJ McCollum	vs. Portland 21-Apr-18
	Kevin Durant	vs. Golden State 6-May-18

Rebs		
23	Tim Duncan	vs. San Antonio 13-May-08
19	Dirk Nowitzki	at Dallas 25-Apr-08
18	Keith Van Horn	vs. Philadelphia 2-May-03
17	Draymond Green	vs. Golden State* 23-Apr-15
	Deandre Ayton	vs. Phoenix 22-Apr-22
16	Kenny Thomas	at Philadelphia 23-Apr-03

Assists		
14	Chris Paul	at Phoenix 19-Apr-22
	Chris Paul	vs. Phoenix 22-Apr-22
12	Eric Snow	vs. Philadelphia 28-Apr-03
	Draymond Green	at Golden State 1-May-18
11	Chauncey Billups	at Denver 29-Apr-09
	Tony Parker	at San Antonio 8-May-08
	Draymond Green	at Golden State 28-Apr-18
	Chris Paul	vs. Phoenix 24-Apr-22
	Chris Paul	at Phoenix 26-Apr-22

ALL-TIME PELICANS PLAYOFF RECORD WHEN...

Equal or outrebound opponent	11-9	Score 100 or more points	12-7
Outrebound and outshoot opponent	9-0	Score less than 100 points	10-27
Bench outscores opponent bench	7-14	Opponent scores 100 or more points	8-20
Lead at halftime	13-6	Opponent scores under 100 points	14-14
Tied at halftime	0-2	Grab 50 or more rebounds	3-9
Trail at halftime	9-26	Grab 40 or more rebounds	17-16
Lead or tied after third	16-5	Grab less than 40 rebounds	5-16
Trail after third	2-29	Shoot more free throws than opponent	11-11
Shoot 50% or better	10-2	Shoot equal or fewer free throws	11-23
Shoot below 50%	12-32	Commit more turnovers than opponent	7-20
Shoot equal or better than opponent	19-7	Commit equal or fewer turnovers	15-14
Outshot by opponent	3-27		
Opponent shoots 50% or better	3-10		
Opponent shoots below 50%	19-24		

Pelicans Score				Opponents Score			
<u>-100</u>	<u>100+</u>	<u>110+</u>	<u>120+</u>	<u>-100</u>	<u>100+</u>	<u>110+</u>	<u>120+</u>
(10-27)	(12-7)	(7-3)	(3-0)	(14-14)	(6-20)	(2-11)	(1-4)

Pelicans Shoot				Opponents Shoot			
<u>-40%</u>	<u>40-49%</u>	<u>50-59%</u>	<u>60%+</u>	<u>-40%</u>	<u>40-49%</u>	<u>50-59%</u>	<u>60%+</u>
(1-11)	(11-20)	(10-2)	(1-0)	(7-1)	(11-24)	(4-8)	(0-1)

Leading After			Trailing After			Tied After			
<u>1st</u>	<u>2nd</u>	<u>3rd</u>	<u>1st</u>	<u>2nd</u>	<u>3rd</u>	<u>1st</u>	<u>2nd</u>	<u>3rd</u>	<u>4th</u>
(13-8)	(13-4)	(20-4)	(8-22)	(9-26)	(2-29)	(1-2)	(0-2)	(0-1)	(0-1)

Offense:	+100 points:	19 games	(12-7)	Home:	13 games	(9-4)	Road:	6 games	(3-3)
	<100 points:	37 games	(10-27)		14 games	(7-7)		23 games	(3-20)
Defense:	+100 points:	28 games	(8-20)	Home:	13 games	(5-8)	Road:	15 games	(3-12)
	<100 points:	28 games	(16-12)		14 games	(11-3)		14 games	(3-11)

2023-24 PELICANS BY THE NUMBERS

Player	10+ Pts	20+ Pts	30+ Pts	10+ Rbs	10+ Asts	10+ Blks	Double-Doubles	Triple-Doubles
Alvarado	13							
Daniels	13			1	1		1	
Hawkins	22	5	2					
Ingram	60	34	10	2	3		3	1
Jones	42	3		1				
Lewis Jr.	1							
Liddell								
Marshall	20							
McCollum	61	34	9	2			2	
Murphy III	45	13	2	2			1	
Nance Jr.	11			2			2	
Robinson-Earl	3							
Ryan	7	1						
Seabron								
Valančiūnas	55	10		36			32	
Williamson	68	49	13	9	4		13	
Zeller								
TOTALS	421	149	36	55	8		54	1

PELICANS LEADERS *(leaders include ties)*

High Pts	High Rbs	High Asts	High Stls	High Blks
			13	6
	6	5	18	11
4			4	4
21	7	39	8	15
2	2	4	30	22
			1	1
			1	1
	3	2	8	6
18	4	18	15	20
8	7	1	10	13
	6		16	5
	1		4	
6	53	6	4	23
29	12	20	20	19
		1	1	2

2023-24 DOUBLE-DOUBLE BREAKDOWN

Player	Double-Doubles*			Triple-Doubles	
	Point/Assist (Career Total)	Point/Rebound (Career Total)	20/10	Point/Rebound/Assist (Career Total)	Point/Rebound/Block
Alvarado	(1)				
Daniels		1 (1)			
Ingram	2 (13)	1 (27)	2	1 (3)	
Jones		(1)			
Marshall		(4)			
McCollum	(13)	2 (10)	2	(1)	
Murphy III		1 (2)			
Nance Jr.		2 (61)			
Robinson-Earl		(4)			
Valančiūnas	(1)	32 (361)	7	(1)	
Williamson	4 (4)	9 (30)	10		
Zeller		(37)			

* Includes triple-doubles

LEADERS OF THE POD – 2023-24 TEAM LEADERS

CATEGORY	PLAYER	TOTAL
Points	Zion Williamson	1601
Rebounds	Jonas Valančiūnas	721
Off. Rebounds	Jonas Valančiūnas	186
Assists	Brandon Ingram	363
Steals	Herb Jones	105
Blocks	Jonas Valančiūnas	68
3PM	CJ McCollum	239
FTM	Zion Williamson	347
FTA	Zion Williamson	494

2023-24 GAMES MISSED

PLAYER	REASON	GAMES MISSED	W/L
Jose Alvarado	Right Ankle; Sprain	14 (10/25-11/18, 12/1)	7-7
	Non-Covid Illness	1 (1/7)	1-0
	League Suspension	3 (2/25-2/28)	1-2
	Right Oblique; Strain	5 (3/28-4/5)	1-4
Izaiah Brockington	G League Assignment	1 (3/10)	1-0
Jalen Crutcher	G League Assignment	3 (2/22-2/23, 3/1)	2-1
Dyson Daniels	Left Knee; Soreness	2 (2/10-2/12)	2-0
	Left Knee; Meniscus Tear	20 (2/14-3/24, 3/28)	15-5
	G League Assignment	1 (3/26)	0-1
Kaiser Gates	Inactive; Coach's Decision	3 (10/28, 11/1-11/2)	3-0
Jordan Hawkins	G League Assignment	1 (12/28)	1-0
Malcolm Hill	Inactive; Coach's Decision	5 (1/29, 4/1-4/3, 4/11, 4/14)	1-4
	G League Assignment	2 (2/2-2/5)	2-0
	Two-Way Transfer	18 (2/22-2/23, 2/27-3/30)	12-6
Brandon Ingram	Right Knee; Soreness	3 (10/30-11/2)	2-1
	Right Achilles; Soreness	1 (1/13)	1-0
	Non-Covid Illness	2 (2/22-2/23)	1-1
	Left Knee; Bone Contusion	12 (3/22-4/12)	7-5
Herb Jones	Right Fibula; Contusion	3 (11/8-11/12)	0-3
	Right Adductor; Soreness	2 (1/31-2/2)	2-0
	Left Low Back/Hip; Contusion	1 (3/16)	1-0
Kira Lewis Jr.	G League Assignment	9 (12/15-12/21, 1/5-1/12, 1/15)	5-4
E.J. Liddell	G League Assignment	40 (11/10-11/20, 12/26-1/3, 1/15-1/23, 2/2-2/10, 2/22-2/23, 2/27-3/30)	25-13
	Inactive; Coach's Decision	17 (11/22-12/23, 1/5)	10-7
Naji Marshall	Right Knee; Contusion	9 (10/25-11/10)	4-5
	Low Back; Spasm	2 (2/7-2/9)	1-1
	League Suspension	1 (2/25)	0-1
	Left Shoulder; Contusion	3 (4/7-4/9, 4/12)	3-0
CJ McCollum	Right Lung; Small Pneumothorax	12 (11/6-11/27)	5-7
	Rest	1 (12/2)	0-1
	Right Ankle; Sprain	1 (1/13)	1-0
	Left Ankle; Sprain	2 (2/25-2/28)	1-1
Trey Murphy III	Left Knee; Partial Meniscectomy	19 (10/25-11/29)	10-9
	Rest	1 (12/2)	0-1
	Left Knee; Soreness	4 (12/31-1/3, 1/13)	4-0
Larry Nance Jr.	Right Rib; Fracture	16 (11/14-11/20, 12/1-12/26)	10-6
	Non-Covid Illness	2 (11/29, 3/16)	2-0
	Left Ankle; Soreness	1 (2/2)	1-0
	Personal	2 (4/11-4/12)	2-0
Jeremiah Robinson-Earl	Inactive; Coach's Decision	9 (11/4-11/6, 12/1, 1/12, 1/15-1/23, 2/5)	4-5
	Non-Covid Illness	1 (1/3)	1-0
Matt Ryan	Right Calf; Strain	7 (11/20-12/1)	5-2
	Right Elbow; Soreness	4 (12/2-12/11)	2-2
	Right Elbow; Strain	1 (12/13)	1-0
	Right Elbow; Surgery	19 (12/15-1/23)	12-7
	Two-Way Transfer	2 (1/26-1/27)	0-2
	Inactive; Coach's Decision	4 (1/29, 2/5-2/9)	2-2
Dereon Seabron	Inactive; Coach's Decision	25 (10/25-11/1, 11/4, 11/17, 12/4-7, 12/19-1/3, 2/25, 4/1-4/14)	14-11
	Two-Way Transfer	48 (11/18-12/1, 12/11-17, 1/5-2/23, 3/1-30)	32-16
Zion Williamson	Rest	4 (11/2, 11/18, 11/25, 1/13)	2-2
	Personal	1 (11/8)	0-1
	Left Ankle; Sprain	1 (12/13)	1-0
	Non-Covid Illness	1 (12/21)	1-0
	Right Quad; Contusion	1 (1/7)	1-0
	Left Foot; Bone Contusion	3 (1/26, 1/31, 2/10)	2-1
	Left Finger; Contusion	1 (4/5)	0-1
Cody Zeller	Right Ankle; Sprain	2 (12/21-12/23)	1-1
	Left Knee; Soreness	2 (2/10-2/12)	2-0
	Left Knee; Contusion	1 (2/14)	1-0
TOTAL GAMES MISSED		378	
TOTAL GAMES MISSED (INJURY/ILLNESS ONLY)		179	

PLAYER	GAMES INACTIVE	GAMES DNP-CD	GAMES DND Injury/Illness	GAMES NWT Injury/Illness	GAMES NWT Personal	League Suspension
Alvarado	17	3	2	1		3
Brockington	1	1				
Crutcher	3	2				
Daniels	21					
Gates	3	1				
Hawkins	1	14				
Hill	25	7				
Ingram	17		1			
Jones	5		1			
Lewis Jr.	9	18				
Liddell	55	19				
Marshall	13	1	1			1
McCollum	16					
Murphy III	24	1	1			
Nance Jr.	20		1			
Robinson-Earl	9	26	1			
Ryan	37	17				
Seabron	73	3				
Valančiūnas						
Williamson	5		5	1	1	
Zeller	3	33	2			

2023-24 STARTING LINEUPS (MOST RECENT IN BOLD)

Games Total (Game #)	GUARD (1)	GUARD (2)	FORWARD (3)	FORWARD (4)	CENTER (5)	W-L	PCT.
41 (1-2, 6, 19-20, 22-24, 26-28, 30-36, 38-39, 41-44, 46-47, 50-52, 54-55, 60-66, 68-69, 82)	McCollum	Jones	Ingram	Williamson	Valančiūnas	25-16	.610
2 (3-4)	McCollum	Hawkins	Jones	Williamson	Valančiūnas	1-1	.500
1 (5)	McCollum	Hawkins	Ryan	Jones	Valančiūnas	1-0	1.000
1 (7)	Hawkins	Jones	Ingram	Williamson	Valančiūnas	0-1	.000
1 (8)	Daniels	Hawkins	Ingram	Robinson-Earl	Valančiūnas	0-1	.000
2 (9-10)	Daniels	Hawkins	Ingram	Williamson	Valančiūnas	0-2	.000
7 (11-12, 14-16, 18, 21)	Daniels	Jones	Ingram	Williamson	Valančiūnas	5-2	.714
2 (13, 17)	Daniels	Hawkins	Jones	Ingram	Valančiūnas	0-2	.000
1 (25)	McCollum	Daniels	Jones	Ingram	Valančiūnas	1-0	1.000
4 (29, 37, 45, 53)	McCollum	Jones	Ingram	Murphy III	Valančiūnas	3-1	.750
1 (40)	Daniels	Hawkins	Jones	Marshall	Valančiūnas	1-0	1.000
1 (48)	McCollum	Daniels	Ingram	Murphy III	Valančiūnas	1-0	1.000
2 (49, 67)	McCollum	Murphy III	Ingram	Williamson	Valančiūnas	2-0	1.000
13 (56-57, 70-76, 78-81)	McCollum	Jones	Murphy III	Williamson	Valančiūnas	8-5	.615
2 (58-59)	Jones	Murphy III	Ingram	Williamson	Valančiūnas	1-1	.500
1 (77)	Daniels	McCollum	Jones	Murphy III	Valančiūnas	0-1	.000

2023-24 PELICANS RECORD WHEN...

CATEGORY	H	R	O	CATEGORY	H	R	O	CATEGORY	H	R	O
LEAD AFTER Q1	18-7	21-7	39-14	TRAIL AFTER Q1	2-11	7-7	9-18	TIED AFTER Q1	1-1	0-0	1-1
LEAD AFTER Q2	21-7	24-4	45-11	TRAIL AFTER Q2	0-11	4-9	4-20	TIED AFTER Q2	0-1	0-1	0-2
LEAD AFTER Q3	21-5	26-4	47-9	TRAIL AFTER Q3	0-13	0-9	0-22	TIED AFTER Q3	0-1	2-1	2-2
OUTSHOOT OPP.	20-4	25-3	45-7	OUTSHOT BY OPP.	1-14	3-10	4-24	TIED AFTER Q4	0-1	0-0	0-1
OUTREBOUND OPP.	13-5	23-3	36-8	OUTREBOUNDED BY OPP.	7-12	5-10	12-22	FG% TIED	0-1	0-0	0-1
OUTSHOOT/OUTREBOUND OPP.	12-3	21-2	33-5	OUTSHOT/OUTREBOUNDED BY OPP.	0-11	1-9	1-20	REBOUNDS TIED	1-2	0-1	1-3
MORE ASSISTS	15-3	17-1	32-4	MORE ASSISTS BY OPP.	4-13	9-12	13-25	ASSISTS TIED	2-3	2-1	4-4
MORE FT ATT.	13-8	17-8	30-16	MORE FT ATT. BY OPP.	7-10	10-6	17-16	FT ATT. TIED	1-1	1-0	2-1
MORE 3FG MADE	12-3	15-0	27-3	MORE 3FG MADE BY OPP.	8-16	9-14	17-30	3FG MADE TIED	1-0	4-0	5-0
MORE TURNOVERS	3-8	12-6	15-14	MORE TURNOVERS BY OPP.	15-9	14-7	29-16	TURNOVERS TIED	3-2	2-1	5-3
MORE PTS IN PAINT	13-9	18-6	31-15	MORE PTS IN PAINT BY OPP.	6-9	10-8	15-17	PTS IN PAINT TIED	2-1	1-0	3-1
MORE 2 ND CHANCE PTS	10-10	19-4	29-14	MORE 2 ND CHANCE PTS BY OPP.	11-9	8-10	19-19	2 ND CHANCE PTS TIED	0-0	1-0	1-0
MORE FB PTS	15-8	20-5	35-13	MORE FB PTS BY OPP.	4-11	8-9	12-20	FB PTS TIED	1-0	0-0	1-0
MORE PTS OFF TOs	19-8	15-6	34-14	MORE PTS OFF TOs BY OPP.	1-10	12-8	13-18	PTS OFF TOs TIED	1-1	1-0	2-1
MORE BENCH PTS	8-7	15-5	23-12	MORE BENCH PTS BY OPP.	12-9	12-9	24-18	BENCH PTS TIED	1-3	1-0	2-3
SHOOT UNDER 40%	1-4	1-2	2-6	OPP. SHOOTS UNDER 40%	3-0	5-0	8-0	1 ST GAME OF B2B	5-1	4-3	9-4
SHOOT 40-49%	7-12	11-5	18-17	OPP. SHOOTS 40-49%	16-11	21-5	37-16	2 ND GAME OF B2B	2-2	5-4	7-6
SHOOT 50-59%	13-3	15-7	28-10	OPP. SHOOTS 50-59%	2-8	2-9	4-17	1 DAY REST	12-14	17-9	29-23
SHOOT >60%	0-0	1-0	1-0	OPP. SHOOTS >60%	0-0	0-0	0-0	2 DAYS REST	4-3	3-1	7-4
GRAB 50+ RBS	5-2	8-0	13-2	OPP. GRAB 50+ RBS	2-5	2-3	4-8	3+ DAYS REST	3-0	2-0	5-0
GRAB 40+ RBS	16-11	24-9	40-20	OPP. GRAB 40+ RBS	12-15	11-13	23-28	ON NAT'L TV (ABC/ESPN/TNT)	0-2	5-3	5-5
GRAB <40 RBS	5-8	4-5	9-13	OPP. GRAB <40 RBS	9-4	17-1	26-5	10+ 3FG MADE	18-13	26-6	44-19
HAND OUT 25+ ASTS	17-8	20-5	37-13	OPP. HANDS OUT 25+ ASTS	16-14	14-11	30-25	OPP. 10+ 3FG MADE	20-18	24-14	44-32
SCORE BELOW 80	0-0	0-0	0-0	OPP. SCORE BELOW 80	0-0	0-0	0-0	OPP. <20 FGM IN PAINT	4-1	8-2	12-3
SCORE 80-89	0-1	0-1	0-2	OPP. SCORE 80-89	2-0	3-0	5-0	BEFORE ALL-STAR	16-10	17-12	33-22
SCORE 90-99	1-4	2-0	3-4	OPP. SCORE 90-99	1-0	5-0	6-0	AFTER ALL-STAR	5-9	11-2	16-11
SCORE 100+	20-14	25-13	45-27	OPP. SCORE 100+	18-19	20-14	38-33	AFTER TRADE DEADLINE	6-9	13-3	19-12
SCORE 110+	18-6	24-9	42-15	OPP. SCORE 110+	9-14	5-12	14-26	2 PLAYERS w/ 10+ RBS	2-2	3-1	5-3
SCORE 120+	14-2	8-2	22-4	OPP. SCORE 120+	2-7	2-10	4-17	2 PLAYERS w/ DBL-DBL	2-3	2-0	4-3
SCORE 130+	5-0	6-0	11-0	OPP. SCORE 130+	0-2	0-4	0-6	3 PLAYERS SCORE 20+ PTS	8-0	6-2	14-2
IN OCTOBER	1-1	1-0	2-1	ON SUNDAY	1-3	5-0	6-3	PLAYER SCORES 14+ BENCH PTS	7-6	14-6	21-12
IN NOVEMBER	6-3	2-5	8-8	ON MONDAY	3-2	2-4	5-6	GAMES DECIDED BY 3≤ PTS	0-5	1-2	1-7
IN DECEMBER	4-3	5-2	9-5	ON TUESDAY	3-3	4-0	7-3	GAMES DECIDED BY 4-5 PTS	2-0	3-2	5-2
IN JANUARY	3-3	5-4	8-7	ON WEDNESDAY	4-2	7-2	11-4	GAMES DECIDED BY 6-10 PTS	7-3	9-3	16-6
IN FEBRUARY	3-2	5-2	8-4	ON THURSDAY	4-0	2-2	6-2	GAMES DECIDED BY 11-19 PTS	3-8	8-4	11-12
IN MARCH	4-3	6-1	10-4	ON FRIDAY	4-5	6-3	10-8	GAMES DECIDED BY 20+ PTS	9-3	7-3	15-6
IN APRIL	0-4	4-0	4-4	ON SATURDAY	2-4	2-3	4-7	IN ASSOC. UNIFORMS (WHITE)	4-2	8-6	12-8
BI/C/J/Z COMBINE FOR 65+	8-1	4-5	12-6	McCOLLUM SCORES 20+ PTS	11-5	15-2	26-7	IN ICON ED. UNIFORMS (BLUE)	4-2	6-5	10-7
JV GRABS 10+ RBS	10-9	12-5	22-14	INGRAM SCORES 25+ PTS	8-2	6-6	14-8	IN STATEMENT ED. UNIFORMS (RED)	6-5	12-2	18-7
INGRAM HAS 6+ ASTS	11-5	13-7	24-12	ZION SCORES 25+ PTS	10-7	9-6	19-13	IN CITY ED. UNIFORMS	7-10	2-1	9-11

2023-24 NEW ORLEANS PELICANS TEAM HIGHS & LOWS

	Highs				Lows			
Total Points	153*	vs.	Utah	23-Jan	83	vs.	Oklahoma City	26-Jan
Field Goals Made	60*	vs.	Utah	23-Jan	32		Twice	
Field Goals Att.	105	at	Toronto	5-Mar	75		Twice	
Field Goal %	.610	at	Sacramento	7-Jan	.358	at	L.A. Lakers	7-Dec
3-Pt. Field Goals Made	25*	vs.	Charlotte	17-Jan	4	vs.	Cleveland	13-Mar
3-Pt. Field Goals Att.	49	at	Toronto	5-Mar	20	at	Orlando	21-Mar
Free Throws Made	33	vs.	Detroit	2-Nov	7	vs.	New York	28-Oct
Free Throws Att.	41	at	Dallas	15-Jan	10	vs.	Portland	16-Mar
Free Throw %	1.000		Twice		.438	vs.	New York	28-Oct
Offensive Rebounds	22	at	Oklahoma City	1-Nov	3	at	Orlando	21-Mar
Defensive Rebounds	45		3 Times		25		Twice	
Total Rebounds	62	at	Toronto	5-Mar	33	at	Orlando	21-Mar
Assists	41*	vs.	Utah	23-Jan	12	at	Houston	10-Nov
Steals	17	vs.	Dallas	14-Nov	2		3 Times	
Turnovers	21		Twice		7		Twice	
Blocked Shots	11	at	Philadelphia	8-Mar	1		7 Times	
Bench Points	73	at	Toronto	5-Mar	7	at	Houston	10-Nov
1 st Quarter Points	48*	at	Golden State	10-Jan	14	at	Oklahoma City	1-Nov
2 nd Quarter Points	47*	at	Washington	13-Dec	15	vs.	LA Clippers	5-Jan
3 rd Quarter Points	44		Twice		11	vs.	Boston	30-Mar
4 th Quarter Points	41		Twice		10	at	Memphis	12-Feb
1 st Half Points	77		Twice		41	vs.	Oklahoma City	26-Jan
2 nd Half Points	85*	at	San Antonio	17-Dec	35		3 Times	
2 nd Half w/ OT Points	67^	vs.	Memphis	26-Dec				
Overtime Period Points	12^	vs.	Memphis	26-Dec				

*Franchise Record # Ties Franchise Record ^ Overtime Game

2023-24 OPPONENTS TEAM HIGHS & LOWS

	Highs				Lows			
Total Points	141	at	Milwaukee	27-Jan	84	at	Portland	10-Feb
Field Goals Made	51		3 Times		31		3 Times	
Field Goals Att.	102		Twice		76		Twice	
Field Goal %	.560	at	Milwaukee	27-Jan	.357	vs.	Brooklyn	2-Jan
3-Pt. Field Goals Made	21	vs.	Washington	14-Feb	6	at	Portland	10-Feb
3-Pt. Field Goals Att.	53	vs.	Dallas	12-Nov	21	at	Portland	10-Feb
Free Throws Made	29		Twice		2	vs.	Cleveland	13-Mar
Free Throws Att.	35		3 Times		3	vs.	Cleveland	13-Mar
Free Throw %	1.000	at	Indiana	28-Feb	.500		Twice	
Offensive Rebounds	21	vs.	Golden State	30-Oct	3		Twice	
Defensive Rebounds	48	at	L.A. Lakers	7-Dec	17	at	Sacramento	7-Jan
Total Rebounds	64	vs.	Golden State	30-Oct	25	at	Sacramento	7-Jan
Assists	38	vs.	Cleveland	13-Mar	18	at	Charlotte	15-Dec
Steals	12		4 Times		1	vs.	Milwaukee	28-Mar
Turnovers	24		Twice		5	at	Houston	31-Jan
Blocked Shots	17^	vs.	Memphis	26-Dec	0		3 Times	
Bench Points	61	at	Sacramento	7-Jan	7	at	Phoenix	7-Apr
1 st Quarter Points	46	vs.	Phoenix	1-Apr	10	at	Detroit	24-Mar
2 nd Quarter Points	51	at	L.A. Lakers	9-Feb	14	vs.	Utah	28-Dec
3 rd Quarter Points	43	at	L.A. Lakers	7-Dec	14	at	Sacramento	7-Jan
4 th Quarter Points	38		Twice		14	at	Memphis	12-Feb
1 st Half Points	87	at	L.A. Lakers	9-Feb	34		Twice	
2 nd Half Points	75	at	Denver	6-Nov	39	vs.	Portland	16-Mar
2 nd Half w/ OT Points	73^	vs.	Memphis	26-Dec				
Overtime Period Points	13^	vs.	Memphis	26-Dec				

*Franchise Record # Ties Franchise Record ^ Overtime Game

2023-24 INDIVIDUAL HIGHS

New Orleans Pelicans

Total Points	41	Brandon Ingram	vs. TOR	5-Feb
Points in a Half	28	CJ McCollum (2 nd)	vs. ORL	3-Apr
Points in a Quarter	20	Ingram (3 rd)/CJ McCollum (4 th)	vs. TOR/vs. ORL	5-Feb/3-Apr
Bench Points	34	Trey Murphy III	at TOR	5-Mar
Minutes	44:53	Trey Murphy III	at SAC	11-Apr
Field Goals Made	16	Brandon Ingram	vs. TOR	5-Feb
Field Goals Attempted	29	CJ McCollum	vs. SAS	5-Apr
3-Point Field Goals Made	10	Trey Murphy III	at TOR	5-Mar
3-Point Field Goals Attempted	14	Jordan Hawkins/Trey Murphy III	Twice	
Free Throws Made	13	Brandon Ingram	at IND	28-Feb
Free Throws Attempted	16	Zion Williamson	vs. MIL	28-Mar
Offensive Rebounds	8	Jonas Valančiūnas	vs. TOR	5-Feb
Defensive Rebounds	15	Jonas Valančiūnas	at WAS	13-Dec
Total Rebounds	18	Jonas Valančiūnas	at WAS	13-Dec
Assists	11	Ingram/Williamson(2x)	3 Times	
Steals	7	Herb Jones	vs. HOU	22-Feb
Turnovers	9	Brandon Ingram	Twice	
Blocked Shots	5	Zion Williamson	at PHX	7-Apr

Opponents

Total Points	52	Devin Booker	Twice	19-Dec/1-Apr
Points in a Half	37	Devin Booker (1 st)	vs. PHX	1-Apr
Points in a Quarter	25	Devin Booker (1 st)	vs. PHX	19-Dec
Bench Points	25	Christian Braun	vs. DEN	17-Nov
Minutes	41:55	Dalano Banton	vs. POR	16-Mar
Field Goals Made	19	Devin Booker	vs. PHX	1-Apr
Field Goals Attempted	30	Paul George/Devin Booker	Twice	
3-Point Field Goals Made	9	Tim Hardaway Jr.	at DAL	15-Jan
3-Point Field Goals Attempted	18	Donte DiVincenzo	at NYK	27-Feb
Free Throws Made	14	Alperen Şengün	vs. HOU	23-Dec
Free Throws Attempted	17	Alperen Şengün	vs. HOU	23-Dec
Offensive Rebounds	10	Mitchell Robinson	vs. NYK	28-Oct
Defensive Rebounds	16	Rudy Gobert	at MIN	8-Nov
Total Rebounds	21	Rudy Gobert	at MIN	8-Nov
Assists	18	Nikola Jokić	vs. DEN	17-Nov
Steals	5	Marcus Smart [#] /LeBron James	Twice	
Turnovers	8	J. Randle/L. Dončić/S. Henderson	3 Times	
Blocked Shots	5	X. Tillman [#] /J. Jackson Jr./A. Davis	3 Times	

Ties Franchise Record

* Franchise Record

[^]Overtime Game

THE LAST TIME

AN INDIVIDUAL...

Had 30+ points:

NOP: 31, CJ McCollum/Zion Williamson, at Sacramento, 4/11/24

OPP: 30, Anthony Davis, vs. L.A. Lakers, 4/14/24

Had 40+ points:

NOP: 41, Brandon Ingram, vs. Toronto, 2/5/24

OPP: 52, Devin Booker, vs. Phoenix, 4/1/24

Had 50+ points:

NOP: 53, Anthony Davis, vs. Phoenix, 2/26/18

OPP: 52, Devin Booker, vs. Phoenix, 4/1/24

Had 15+ rebounds:

NOP: 17, Jonas Valančiūnas, vs. Chicago, 2/25/24

OPP: 19, Jusuf Nurkic, vs. Phoenix, 4/1/24

Had 20+ rebounds:

NOP: 21, Jonas Valančiūnas, at Portland, 3/27/23

OPP: 21, Rudy Gobert, at Minnesota, 11/8/23

Had 25+ rebounds:

NOP: 26, Anthony Davis, at Brooklyn, 1/2/19

OPP: 27, Karl-Anthony Towns, at Minnesota, 1/12/19

Had 15+ assists:

NOP: 17, Lonzo Ball, at Portland, 3/16/21

OPP: 17, LeBron James, vs. L.A. Lakers, 4/14/24

Had 20+ assists:

NOP: 25, Rajon Rondo, vs. Brooklyn, 12/27/17

OPP: 20, Chris Paul, at L.A. Clippers, 12/10/16

Had 10+ blocks:

NOP: 10, Anthony Davis, vs. Utah, 3/11/18

OPP: 11, Roy Hibbert, at Indiana, 11/21/12

Had 5+ steals:

NOP: 6, Zion Williamson, at Golden State, 4/12/24

OPP: 5, LeBron James, vs. L.A. Lakers, 4/14/24

Made 15+ field goals:

NOP: 15, Zion Williamson, vs. Washington, 2/14/24

OPP: 15, Deandre Ayton, at Portland, 4/9/24

Made 20+ field goals:

NOP: 20, Julius Randle, vs. Portland, 3/15/19

OPP: 20, Giannis Antetokounmpo, at Milwaukee, 1/29/23

Made 5+ three-pointers:

NOP: CJ McCollum (8)/Trey Murphy III (6), at Golden State, 4/12/24

OPP: 5, D'Angelo Russell, vs. L.A. Lakers, 4/14/24

Made 15+ free throws:

NOP: 16, Brandon Ingram, vs. Utah, 1/16/20 (OT)

OPP: 15, Damian Lillard, at Portland, 3/1/23

Made 20+ free throws:

NOP: 20, Anthony Davis, vs. Denver, 11/17/18

OPP: ---

Had a triple-double:

NOP: Brandon Ingram, vs. Charlotte, (28 points, 10 rebounds, 10 assists), 1/17/24

OPP: LeBron James, vs. L.A. Lakers (28 points, 11 rebounds, 17 assists), 4/14/24

Had a 20/20 game:

NOP: Jonas Valančiūnas, at Minnesota (22 points, 23 rebounds), 10/25/21

OPP: Karl-Anthony Towns, at Minnesota (27 points, 27 rebounds), 1/12/19

A TEAM...

Scored 120+ points:

NOP: 135, at Sacramento, (W, 135-123), 4/11/24

OPP: 124, Vs. L.A. Lakers, (L, 124-108), 4/14/24

Scored 130+ points:

NOP: 135, at Sacramento, (W, 135-123), 4/11/24

OPP: 139, at L.A. Lakers, (L, 122-139), 2/9/24

Scored 140+ points:

NOP: 153, vs. Utah, (W, 153-124), 1/23/24

OPP: 141, at Milwaukee, (L, 117-141), 1/27/24

Scored 150+ points:

NOP: 153, vs. Utah, (W, 153-124), 1/23/24

OPP: ---

Shot .600+ from the field:

NOP: .610 (50-of-82), at Sacramento, 1/7/24

OPP: .687 (57-of-83), vs. Dallas, 12/1/21

Won by 20+ points:

NOP: 41, at Toronto, (W, 139-98), 3/5/24

OPP: 21, vs. Cleveland, (L, 95-116), 3/13/24

Won by 30+ points:

NOP: 41, at Toronto, (W, 139-98), 3/5/24

OPP: 44, at Los Angeles Lakers, (L, 133-89), 12/7/23

Won by 40+ points:

NOP: 41, at Toronto, (W, 139-98), 3/5/24

OPP: 44, at Los Angeles Lakers, (L, 133-89), 12/7/23

Failed to make a three-pointer:

NOP: (0-9) vs. Portland (L, 84-77), 1/16/12

OPP: (0-3) vs. Charlotte (W, 73-71), 3/12/12

Overtime win:

NOP: 138-131 (OT), vs. Memphis, 4/5/23

OPP: 115-116 (OT), vs. Memphis, 12/26/23

Double-Overtime win:

NOP: 138-128 (2OT), at Brooklyn, 2/10/18

OPP: 108-110 (2OT), vs. Memphis, 12/5/16

Pelicans (single-season) ...

Won 5 straight: 3/19/23-3/27/23 (5)

Won 10 straight: 2/10/18-3/7/18 (10)

Won 5 straight at home: 11/20/23-12/11/23 (5)

Won 10 straight at home: 2/27/08-4/6/08 (11)

Won 15 straight at home: ---

Won 5 straight on the road: 3/23/24-4/12/24 (5)

Won 10 straight on the road: ---

Lost 5 straight: 11/5/23-11/12/23 (5)

Lost 10 straight: 1/16/23-2/2/23 (10)

Lost 5 straight at home: 3/30/24-4/14/24 (5)

Lost 5 straight on the road: 1/16/23-2/2/23 (6)

2023-24 REGULAR SEASON INSIDE SCOOP

Pels in the Top 10: The New Orleans Pelicans finished the 2023-24 regular season ranked **top 10 in the NBA** in all the following categories:

CATEGORY	AVERAGES	NBA Rank
Field Goal Percentage	48.6%	9 th
Three-Point Percentage	38.3%	4 th
Steals Per Game	8.3	3 rd
Plus/Minus	+4.4	6 th
Points in the Paint	51.3	10 th
Points off of Turnovers	17.6	5 th
Opponent Points	110.7	8 th
Opponent Field Goal Percentage	46.4%	7 th

Rated P for Pelicans: Below is a breakdown of advance rating stats from the 20-23-24 regular season and where the Pelicans rank amongst the NBA.

Category	Offensive Rating	Defensive Rating	Net Rating
	116.5	111.9	4.6
NBA Rank	11 th	6 th	6 th

Road Dogs: Over the course of the season, New Orleans stacked wins while facing opponents on the road.

- During the 23-24 NBA season, the New Orleans Pelicans **won the most road games** in the NBA (28 road victories). Additionally, New Orleans' 28 road wins is the **most road victories in franchise history**.
- On the road, the Pelicans are **ranked 2nd** in three-point percentage (39.7%), **ranked 2nd** in plus/minus (plus-5.3), **ranked 3rd** in field goal percentage (49.2%), **ranked 6th** in rebounds (44.4) and **ranked 6th** in steals (7.9).
- On the road, New Orleans is **ranked 2nd** in net rating (5.4), **ranked 4th** in defensive rating (111.8) and is **ranked 7th** in offensive rating (117.2).

Road Warriors: On January 31, 2024, the Pelicans defeated the Houston Rockets 110-99.

- With the win, New Orleans has won a road game at each of the other four Southwest division's place this season. This is the first time in franchise history that New Orleans has defeated each of the other four Southwest divisional opponents on the road in the same season.

Double-Digit Wins: New Orleans finished the 2023-24 regular season posting numerous double-digit wins this season.

- The Pelicans finished the regular season **tied for 2nd in the NBA** for the most double-digit wins, posting 32 games where the Pelicans won by at least 10-points.
- Additionally, New Orleans **ranked 3rd in the NBA** in games won by 20-plus points, posting 16 games on the season.

Reserves: Over the course of the season, the Pelicans' bench dominated their opponents.

- New Orleans' bench finished the regular season **ranked 1st** in steals per game (3.6), **tied for 2nd** in plus/minus (plus-2.2), **ranked 3rd** in net rating (2.9) and **ranked 6th** in three-point percentage (37.1%).

Pesky Pels: The Pelicans caused havoc on the defensive end of the ball this season. Below is a look at where New Orleans ranked amongst NBA teams in defensive categories.

- New Orleans finished the season **ranked 3rd** in steals per game (8.3) **and tied for 5th in the NBA** in deflections per game (15.4), which led the Pelicans to finish **ranked 5th in the NBA** in points off of turnovers, averaging 17.6 per game.
- Additionally, the Pelicans are **tied for 8th in the NBA** in loose balls recovered per game with 5.5 per game.
- Lastly, New Orleans finished **tied for 11th in the NBA** in total charges drawn with 34 on the season and are **ranked 3rd** in contested three-point shots, averaging 18.7 per game.

March Madness: Below is where the Pelicans ranked in the NBA during the month of March.

- New Orleans won 10 games, which is **tied for the sixth-most wins** in March. The Pelicans went 10-4 in their 14 games in March which is **ranked 6th in the NBA** in win% (71.4%).
- Additionally, the Pelicans **ranked 3rd** in defensive rating (107.2), **ranked 3rd** in net rating (8.6) and **ranked 13th** in offensive rating (115.7).
- Lastly, the Pelicans **ranked 4th** in plus/minus (plus-8.4), **ranked 9th** in field goal percentage (48.8%), **ranked 6th** in three-point percentage (38.0%) and **ranked 9th** in rebounds per game (44.7).

Throwback: During the 2023-24 NBA season, The Pelicans swept the season series 5-0 over the Sacramento Kings. New Orleans is the first team to go 5-0 against a single opponent in a season since the Heat against the Nets in 1995-96.

All-Time Franchise Points Scored: On January 23, 2024, the New Orleans Pelicans beat the Utah Jazz 153-124. The Pelicans' **153 points is a new franchise-high**. Below is a look at the top five highest scoring games for New Orleans in franchise history:

Pelicans All-Time Points Scored Leaderboard:

Opponent	Date	Result
vs. Utah	1/23/24	W, 153-124
vs. Sacramento	10/19/18	W, 149-129
at San Antonio	12/17/23	W, 146-110
at Memphis	2/16/21	W, 144-113
at Washington	12/13/23	W, 142-122

PELICANS CAREER MILESTONE WATCH	
Jose Alvarado	
1,500 Points	223 to Milestone
500 Assists	45 to Milestone
250 Steals	53 to Milestone
Dyson Daniels	
1,000 Points	419 to Milestone
500 Rebounds	76 to Milestone
500 Assists	202 to Milestone
Brandon Ingram	
10,000 Points	744 to Milestone
2,500 Rebounds	34 to Milestone
2,500 Assists	463 to Milestone
4,000 FGM	627 to Milestone
Herb Jones	
2,500 Points	272 to Milestone
1,000 Rebounds	163 to Milestone
1,000 Assists	472 to Milestone
500 Steals	162 to Milestone
250 Blocks	86 to Milestone
Naji Marshall	
2,000 Points	277 to Milestone
1,000 Rebounds	191 to Milestone
500 Assists	33 to Milestone
CJ McCollum	
15,000 Points	769 to Milestone
3,000 Rebounds	345 to Milestone
3,000 Assists	222 to Milestone
Trey Murphy III	
3,000 Points	676 to Milestone
1,000 Rebounds	292 to Milestone
500 3PM	58 to Milestone
Larry Nance Jr.	
5,000 Points	999 to Milestone
3,500 Rebounds	262 to Milestone
1,000 Assists	21 to Milestone
300 Blocks	45 to Milestone
Jonas Valanciunas	
12,000 Points	564 to Milestone
9,000 Rebounds	904 to Milestone
1,500 Assists	363 to Milestone
1,000 Blocks	178 to Milestone
Zion Williamson	
5,000 Points	458 to Milestone
1,500 Rebounds	301 to Milestone
1,000 Assists	239 to Milestone
2,000 FGM	247 to Milestone
Cody Zeller	
4,500 Points	124 to Milestone
3,500 Rebounds	375 to Milestone
750 Assists	10 to Milestone

Large Margins: Below is a list of the Pelicans' biggest wins this season.

- On November 20, 2023, the New Orleans Pelicans beat the Sacramento Kings 129-93. New Orleans won by 36 points, which is tied for the **fifth-largest** victory in franchise history.
- On December 17, 2023, the Pelicans defeated the San Antonio Spurs 146-110. The Pelicans 36-point differential is tied for the **fifth-largest** in franchise history.
- On January 10, 2024, the Pelicans took down the Golden State Warriors 141-105. Again, New Orleans' 36-point differential is tied for the **fifth-largest** in franchise history.
- On February 5, 2024, the Pelicans defeated the Raptors 138-100, marking the franchises' **fourth-largest** point differential in franchise history.
- On March 5, 2024, New Orleans exploded against the Raptors, beating Toronto 139-98. The Pelicans' 41-point differential is tied for the **third-largest** in franchise history.
- Below is a look at the Pelicans All-Time largest victories leaderboard:

Pelicans All-Time Largest Victory Leaderboard:

Opponent	Date	Score	Margin
vs. Minnesota	11/14/14	139-91	+48
vs. Golden State	11/21/22	128-93	+45
at Toronto	3/5/24	139-98	+41
at Atlanta	1/21/11	100-59	+41
vs. Toronto	2/5/24	138-100	+38
vs. Philadelphia	11/16/13	135-98	+37
vs. Portland	2/13/13	99-63	+36
vs. Sacramento	11/20/23	129-93	+36
at San Antonio	12/17/23	146-110	+36
at Golden State	1/10/24	141-105	+36

First Quarter Fire: On 3/1 vs. IND, the Pelicans started off hot, scoring 48 points on 20-of-22 (.909) from the floor in the first quarter.

- The Pelicans' 48 first quarter points, ties a franchise record for points scored in any quarter.
- Additionally, the Pelicans' 20 made field goals, marks as franchise-high for most field goals in any quarter.
- In the play-by-play era (since the 1997-98 season), 20-for-22 shooting from the floor is tied for the second-highest field goal percentage by a team in a quarter with a minimum of 20 field goals attempted.
- In the first quarter, Brandon Ingram led the way for the Pelicans, scoring 19 points, shooting 9-of-11 (.818) from the floor, including a perfect 1-of-1 from three-point range. His 19 points scored in the quarter marks his **third-highest point total for any quarter in his career**.
- Below is a list of the other occasions that a team has shot 90% or better from the floor, while making at least 20 shots in a single quarter:

Opp. & Date	Quarter	FGA-FGM (FG%)
Pelicans vs. Pacers (3/1/24)	Q1	20-22 (90.9%)
Pacers vs. Nuggets (11/9/10)	Q3	20-21 (95.2%)
Seattle vs. Golden State (12/21/01)	Q2	20-22 (90.9%)

2nd Quarter Eruption: On 12/13 at WAS, the Pelicans scored 47 second quarter points which marks the team's **highest-scoring second frame in franchise history**. Additionally, this marks the **second-highest scoring quarter in franchise history**. New Orleans outshot Washington during the quarter, converting 17-of-24 (.708) from the field, including 9-of-11 (.818) from behind the arc. The Pelicans also sunk a perfect 4-of-4 from the charity stripe. They held the Wizards to 11-of-21 (.524) from the field and 5-of-10 (.500) from deep. New Orleans notched four fast break points and 10 points off Washington turnovers. The Pelicans also out-rebounded the Wizards 10-3. Starters CJ McCollum and Brandon Ingram both put up 13 points in the quarter.

Happy New Year: On January 2, 2024, the Pelicans started the new year off on the right foot. The Pelicans beat the Brooklyn Nets 112-85 in regulation.

- Through the first three quarters of action, New Orleans held Brooklyn to just 58 points, which marks a **low in the NBA for a team through three quarters this season**. The last team to score 58 or fewer points through the first three quarters in a regular season game was Portland (58) on March 27, 2023 vs. New Orleans.
- Additionally, the Pelicans finished the game with McCollum leading the way with 16 points.
 - The Last time in New Orleans franchise history to win a game by 25 or more points with no player scoring 20-plus points was 1/27/2012, when New Orleans beat the Orlando Magic 93-67. The leading scorer for the Pelicans in that game was Carl Landry with 17 points off the bench.

Inaugural In-Season Tournament: On 12/4, the Pelicans faced the Kings for the third time this season in an In-Season Tournament quarter-final. Brandon Ingram led the team with 30 points, eight boards, six assists and one steal. After falling behind early in the first quarter, New Orleans outshot Sacramento in the second frame, shooting 12-of-21 (.571) from the field, 6-of-10 (.600) from three, and 4-of-5 (.800) from the charity stripe. Leading 69-61 at the half, New Orleans maintained their lead over Sacramento for the remainder of the game. The Pelicans outscored the Kings 52-38 in the paint, and 17-13 in second chance points. The Pelicans bench proved integral in the win, totaling 29 points, three blocks, five steals and ten boards. The win marked the Pelicans' third against the Kings this season, and secured New Orleans' spot in the first-ever In-Season Tournament semifinals. The team travelled to Las Vegas, where they faced the Lakers on 12/7. The Pelicans fell 133-89 to Los Angeles, who went on to win the NBA Cup. The Pelicans return to their regularly scheduled season with a home game vs. Minnesota on Monday, 12/11.

Won't Bow Down: On November 1, 2023, the New Orleans Pelicans overcame a **22-point deficit**, which is **tied for the third-largest comeback** in franchise history. Additionally, the Pelicans 22-point comeback in Oklahoma City, marks the **largest road comeback in franchise history**.

Pelicans All-Time Largest Comeback Leaderboard:

Opponent	Date	Margin
vs. Boston Celtics	2/21/21	-24
vs. Cleveland Cavaliers	12/28/21	-23
vs. Sacramento Kings	12/15/10	-23
vs. L.A. Lakers	3/27/22	-23
vs. Brooklyn Nets	3/24/14	-22
@ Oklahoma City Thunder	11/1/23	-22

Fast & Furious: On November 14, 2023, the New Orleans Pelicans were able to get out and run in transition, scoring 46 fast break points, while the Mavericks only scored 12.

- Dating back to the 1997-98 NBA season, the Pelicans' 46 fast break points is the **sixth-most** in a single game and New Orleans' +34 fast break point differential is tied for the **fourth-most** since the 1997-98 NBA season.
- Lastly, the 46 fast break points for New Orleans is a **franchise record** for most fast break points scored in a single game.
- Below is a breakdown to see where the Pelicans' 46 fast break points stacks up against other historic games.

Pelicans All-Time Fast Break Points Scored in a Game:

DATE	Fast Break Points
11/14/2023	46
1/18/2017	38
2/23/2018	37
10/31/2019	37
2/11/2019	35

NBA All-Time Fast Break Points Scored in a Game:

Team	Fast Break Points	Date
Phoenix Suns	53	3/7/17
Toronto Raptors	53	3/8/19
Golden State Warriors	50	2/6/19
Golden State Warriors	48	1/25/18
Golden State Warriors	47	3/25/16
New Orleans Pelicans	46	11/14/23

Mr. Mid-Range: Brandon Ingram was dependable from the mid-range during the 2023-24 regular season.

- Ingram has connected on **168-of-346 (.480)** from the mid-range, **which ranks 4th in the NBA** in total field goals made from the 'mid-range' zone.
- Additionally, Ingram sunk 2.6 field goals per game, which is **ranked 5th in the NBA** from the mid-range.
- Lastly, Ingram shot 48.3% from the 'mid-range' zone during the 2023-24 season.

In His Own Zone: Zion Williamson made his opponents pay under the basket the 2023-24 regular season.

- Williamson finished **ranked 2nd** in the league in restricted zone field goals per game, averaging 6.9 on the season while shooting 67.4% near the basket.
- Additionally, Williamson averaged 17.6 points in the paint this season, which **ranked 2nd** in the NBA.
- Lastly, Williamson **ranked 16th in the NBA** in points off of turnovers per game, averaging 3.6.

Can't Guard Z: Pelicans forward Zion Williamson showed his ability to score at will, regardless of the defense that is being thrown at him over the season:

Defended	FGM/game (NBA Rank)	FG%
Very Tight (0-2 Feet)	2.3 (1 st)	.537
Tight (2-4 Feet)	5.4 (4 th)	.563

CJ from Downtown: Pelicans guard CJ McCollum shot the three ball well over the 2023-24 regular season.

- During the season, McCollum shot 208-of-489 (.425) on above the break three-pointers, which is **ranked 1st in the NBA** (min. 7 3PA per game).
- Additionally, McCollum shot 42.9% from three-point range, which **ranked 1st in the NBA** for any player attempting eight or more threes a game.

Franchise 3's: Pelicans guard CJ McCollum set a **new franchise record for three-pointers made in a single season.**

- In the second to last game of the season against the Golden State Warriors, McCollum sunk eight three-pointers, putting him at a total of 235 threes on the season.
- McCollum passed Peja Stojaković (231) for the most three-pointers made in New Orleans franchise history. Stojaković sunk his 231 threes during the 2007-08 NBA season, appearing in 77 games, while McCollum achieved this feat in only 65 games.
- Below is a look at the best three-point seasons in New Orleans franchise history:

Pelicans All-Time Three-Pointers Made in a Season:

Player	NBA Season	Three-Pointers Made
CJ McCollum	2023-24	239
Peja Stojaković	2007-08	231
Ryan Anderson	2012-13	213
CJ McCollum	2022-23	211
Trey Murphy III	2022-23	202

H3RB: Pelicans guard/forward Herb Jones had his best season yet from behind the arc during the 2023-24 regular season.

- Among all NBA players that qualify, Herb Jones **ranked 16th** in three-point percentage, shooting 41.8% from deep range on the season.
- Jones's 41.8% from three-point distance on 3.6 3PA per game are both career-highs.

Baby Bird: Rookie guard Jordan Hawkins has been lighting it up early for the Pelicans. Below is a look at where Hawkins ranks among all **NBA rookies this season:**

	PPG	3FG% (min. 4 3PA)	3PM	3PA	MPG
Jordan Hawkins Stats Per Game	7.8	36.6%	1.6	4.4	17.3
Ranked Among NBA Rookies	19 th	3 rd	6 th	6 th	28 th

All 82: Pelicans center Jonas Valančiūnas became the 11th player in franchise history to play all 82 games in a season.

- The last players to accomplish this feat in New Orleans were E'Twaun Moore and Darius Miller during the 2017-18 season.
- Additionally, Valančiūnas will become the **4th player in franchise history** to start all 82 games in a season, alongside Robin Lopez (2012-13), Jamaal Magloire (2002-03 & 2003-04) and Emeka Okafor (2009-10).
- Lastly, Valančiūnas is **1-of-6 players in the NBA** to start all 82 games during the 2023-24 regular season.

1-of-1: On 2/5 vs. TOR, Brandon Ingram posted a **season-high** 41 points, nine assists, six rebounds and a block while committing zero turnovers in under 30 minutes of play.

- This performance marks the **first time in NBA history** that a player has posted 40-plus points, nine-plus assists, zero turnovers in 30 minutes or less.
- Ingram finished the first half with 21 points, five rebounds and four assists, while shooting 9-of-11 (.818) from the floor, including 2-of-3 (.667) from three-point range. Ingram's 81.8% field goal percentage is the **highest field goal percentage in any half of Ingram's career** (min. 10 field goal attempts).
- In the third quarter, Ingram scored 20 points, which is the **second-most points he's scored in any quarter in his career**.
- Additionally, Ingram converted 6-of-8 (.750) from three-point range in the third frame. Ingram's six made three-pointers in the third quarter marks the **most threes by any Pelicans player in franchise history in a single quarter**.
- Ingram's 20 points and five assists in the third quarter, marks the first time in franchise history a player has posted 18-plus points and five-plus assists in a single quarter.
- Lastly, Ingram became the **fourth player in New Orleans franchise history** to shoot 75% or better on 20-plus field goal attempts.

Player	Opp. & Date	Points (FG%)
Brandon Ingram	vs. TOR 2/5/24	41 (76.2%)
Jrue Holiday	at HOU 12/11/17	37 (76.2%)
E'Twaun Moore	at HOU 12/11/17	36 (75.0%)
David West	at HOU 4/14/10	35 (80.0%)

STAT LINE: On December 26, 2023, Pelicans forward Brandon Ingram posted 24 points, seven assists, six rebounds, three steals and **tied a career-high** with four blocks. This is the **third time in franchise history** that a player has posted 20-plus points, five-plus assists, five-plus rebounds, three-plus steals and four-plus blocks in a single game. The other two players to accomplish this feat were Anthony Davis (10/26/2016) and DeMarcus Cousins (2/23/2017). Additionally, this is only the 14th time in the last five years that a player has posted these numbers in a game.

Consecutive 3's: Pelicans rookie Jordan Hawkins made at least one three-pointer in 21 consecutive games to start his NBA career. This is the **most consecutive games sinking a three-pointer to start a player's career in NBA history**. Below is a look at who Hawkins surpassed:

Player (Team)	Year	3PM
Jordan Hawkins (NOP)	2023	21
Damian Lillard (POR)	2012	20
Rudy Fernández (POR)	2008	20
Chris Duarte (IND)	2021	14
Dion Waiters (CLE)	2012	13

Hawkeye: On 11/14 vs. DAL, rookie Jordan Hawkins sunk 5-of-9 (.556) from three-point range. His five made threes helped him become the **only player in NBA history** to sink 32 three-pointers in the first 11 games of their career. Below is a look at the all-time leaderboard for most three's made in the first 11 games of a player's career:

Player (Team)	Year	3PM
Jordan Hawkins (NOP)	2023	32
Benedict Mathurin (IND)	2022	31
Luka Dončić (DAL)	2018	29
Brandon Jennings (MIL)	2009	28

Historical Hawk: On 11/6 at DEN, rookie Jordan Hawkins exploded for 31 points, shooting 10-of-19 (.526) from the field and 7-of-14 (.500) from three-point range.

- Jordan Hawkins became the **sixth New Orleans rookie** to record a 30-point game joining: Zion Williamson (3x), Marcus Thornton (3x), Darren Collison (2x), Trey Murphy III and J.R. Smith.
- Additionally, Hawkins tied Trey Murphy's **franchise rookie record** with seven three-pointers in a single game.
- Lastly, Hawkins' seven three pointers helped him reach 20 three-pointers made the first seven career games played. He is now tied for 1st in most three-pointers made in the first seven games of a career. Below is a look at the all-time leaderboard for most three's made in the first seven games of a career:

Player (Team)	Year	3PM
Jordan Hawkins (NOP)	2023	20
Lauri Markkanen (UTA)	2017	20
Saddiq Bey (ATL)	2020	19
Luka Dončić (DAL)	2018	19
Benedict Mathurin (IND)	2022	19

DYSON'S DEFENSE: Dyson Daniels has been an amazing defender for the Pelicans for the 2023-24 NBA season. Below is a breakdown of what Daniels is bringing to the table defensively this season:

- Daniels finished **tied for 13th in the NBA** in steals per game, averaging 1.4.
- Daniels finished **tied for 18th in the NBA** in deflections per game, posting 2.8 deflections per game.
- Daniels finished **ranked 8th in the NBA** in defensive box plus/minus, with a 2.5 defensive box plus/minus on the season (min. 1,100 total minutes played).
- Daniels holds a 2.6 steal percentage, falling in the **92nd percentile** of all NBA guards.
- Daniels finished the season with a 34.1 steal percentage, **ranking 5th in the NBA** (min. 50 games played this season).
- On 11/25 at UTA, Daniels posted six steals in the first half, which is tied for **16th all-time in NBA history**. Additionally, Daniels is tied for **2nd in franchise history** or most steals in a single half.
- Lastly, Dyson Daniels has been a difference maker on the defensive side of the ball...Below is a breakdown of Daniels guarding key opposing players:

Player (Team)	Matchup Minutes	Points	FGM	FGA	FG%	TOV	Blocks
Luka Dončić (DAL)	11:50	8	3	9	33.3%	5	0
Fred VanVleet (HOU)	10:29	6	2	7	28.6%	0	0
Jordan Clarkson (UTA)	9:38	9	3	11	27.3%	4	0
Victor Wembanyama	6:11	2	1	3	33.3%	4	0
Keyonte George (UTA)	6:11	6	2	9	22.2%	3	0
Malik Monk (SAC)	5:20	3	1	7	14.3%	2	0
Andrew Wiggins (GSW)	4:28	2	1	3	33.3%	0	0
D'Angelo Russell (LAL)	4:21	6	2	6	33.3%	0	0
Shai Gilgeous-Alexander (OKC)	4:17	6	3	8	37.5%	1	1
Russell Westbrook (LAC)	4:17	0	0	4	0.0%	2	2
Coby White (CHI)	3:59	3	1	3	33.3%	1	0
Chris Paul (GSW)	3:28	3	1	4	25.0%	0	0
Nickeil Alexander-Walker (MIN)	3:26	5	2	6	33.3%	2	0
Klay Thompson (GSW)	3:25	8	2	7	28.6%	2	1
Paul George (LAC)	3:16	9	4	11	36.4%	0	0
Kevin Huerter (SAC)	3:09	8	3	8	37.5%	0	0
Josh Green (DAL)	2:51	0	0	3	0.0%	0	0
Dereck Livley II (DAL)	2:50	0	0	2	0.0%	1	0
Cade Cunningham (DET)	2:46	2	1	5	20.0%	2	0
Mike Conley (MIN)	2:41	3	1	3	33.3%	0	0
Austin Reaves (LAL)	2:32	4	0	1	0.0%	0	1
Keldon Johnson (SAS)	2:14	2	1	5	20.0%	1	0
Kyle Kuzma (WAS)	2:11	3	1	4	25.0%	1	0
Grayson Allen (PHX)	2:02	0	0	1	0.0%	0	0

Turbo Jones: On February 22, 2024, the New Orleans Pelicans beat the Houston Rockets 127-105. Pelicans guard/forward Herb Jones posted 17 points, five rebounds, four assists and a **career-high** seven steals.

- Jones is 1-of-4 NBA players to post a game with seven steals in a game during the 2023-24 regular season.
- Additionally, Jones becomes the just the **fourth player in franchise history** to notch seven-plus steals in a game.

NOT on HERB: Herb Jones was a dominant force on the defensive end of the ball. Below is a breakdown of just how impactful he was during the 2023-24 regular season:

- Jones finished **1-of-7 NBA players** to average at least 1.4 steals and 0.8 blocks per game (min. 30 GP).
- Jones finished **tied for 13th in the NBA** in steals per game, averaging 1.4 per game.
- Jones was **1-of-9 NBA players** to have at least three games this season with five-plus steals recorded.
- Jones finished **tied for 16th in the NBA** in defensive box plus/minus, with a 1.5 defensive box plus/minus on the season (min. 70 games played).
- Jones finished **tied for 15th in total charges drawn**, with 12 charges on the season.
- Jones finished **ranked 17th in the NBA** in total steals and blocks, notching 167 steals and blocks this season.
- Jones has a 1.3 block percentage, falling in the **80th percentile** and holds a 2.0 steal percentage, falling in the **93rd percentile** of all NBA forwards.
- Jones finished **tied for 3rd in the NBA** in contested 3PT shots per game (3.4).
- When in defensive isolation, Jones **ranked 11th in the NBA** in points per possession, allowing 0.73 PPP (min. 70 GP).
- Lastly, Herb Jones has been a difference maker on the defensive side of the ball...Below is a breakdown of Jones guarding key opposing players:

Player (Team)	Matchup Minutes	Points	FGM	FGA	FG%	TOV	Blocks
Paul George (LAC)	15:53	19	7	21	33.3%	3	3
Shai Gilgeous-Alexander (OKC)	13:14	12	5	14	35.7%	1	1
Dejounte Murray (ATL)	11:16	4	2	10	20.0%	2	2
Terry Rozier (MIA)	10:31	12	5	13	38.5%	0	1
Lauri Markkanen (UTA)	10:26	7	2	12	16.7%	0	0
Tyrese Haliburton (IND)	10:08	4	2	6	33.3%	0	0
Malik Monk (SAC)	9:47	9	2	8	25.0%	1	2
Jerami Grant (POR)	8:04	10	3	8	37.5%	1	0
Fred VanVleet (HOU)	7:56	0	0	0	0.0%	1	0
James Harden (LAC)	7:37	0	0	2	0.0%	2	0
Jordan Poole (WAS)	7:18	8	3	8	37.5%	3	0
Michael Porter Jr. (DEN)	6:15	7	3	8	37.5%	0	0
Kawhi Leonard (LAC)	6:15	1	0	6	0.0%	0	0
Paolo Banchero (ORL)	5:46	7	3	8	37.5%	3	0
Immanuel Quickley (TOR)	5:30	2	0	0	0.0%	3	0

Trae Young (ATL)	5:18	0	0	2	0.0%	1	0
Jordan Clarkson (UTA)	5:04	3	0	7	0.0%	0	0
Harrison Barnes (SAC)	5:02	5	1	5	20.0%	0	0
Gary Trent Jr. (TOR)	4:56	2	1	4	25.0%	0	0
Cam Thomas (BKN)	4:46	0	0	3	0.0%	0	1
Jalen Williams (OKC)	4:42	4	1	3	33.3%	0	0
Keldon Johnson (SAS)	4:23	0	0	3	0.0%	1	0
Jalen Brunson (NYK)	4:14	4	1	3	33.3%	0	0
Reggie Jackson (DEN)	4:09	0	0	3	0.0%	0	0
Jamal Murray (DEN)	3:45	0	0	2	0.0%	0	0
Bones Hyland (LAC)	3:45	0	0	4	0.0%	0	0
Grayson Allen (PHX)	3:40	1	0	2	0.0%	0	0
Draymond Green (GSW)	3:39	0	0	0	0.0%	1	0
Devin Vassell (SAS)	3:39	0	0	0	0.0%	0	0
Josh Giddey (OKC)	3:28	2	1	4	25.0%	0	0
Keegan Murray (SAC)	3:12	0	0	0	0.0%	0	0
Cade Cunningham (DET)	3:10	2	1	6	16.7%	1	3
Caleb Martin (MIA)	3:09	2	0	4	0.0%	1	0
Bam Adebayo (MIA)	3:05	2	0	3	0.0%	0	0
Jrue Holiday (BOS)	3:02	0	0	1	0.0%	1	0
Nikola Jokić (DEN)	2:36	2	1	3	33.3%	1	0
Luka Dončić (DAL)	2:33	5	1	4	25.0%	0	1
Duncan Robinson (MIA)	2:30	0	0	2	0.0%	1	0
Josh Hart (NYK)	2:28	2	1	3	33.3%	1	0
Julius Randle (NYK)	2:27	0	0	2	0.0%	1	2
Alex Caruso (CHI)	2:12	0	0	4	0.0%	0	0
Myles Turner (IND)	2:10	4	0	1	0.0%	0	0
Dillon Brooks (HOU)	2:07	0	0	2	0.0%	0	0
Klay Thompson (GSW)	2:07	2	1	3	33.3%	0	0
Jalen Green (HOU)	2:01	2	1	4	25.0%	0	0



TRANSACTIONS



A Recap of the Pelicans' Recent Changes

MAKING CHANGES: Since being named Executive Vice President of Basketball Operations in April of 2019, David Griffin has reshaped the Pelicans roster. With no player remaining from the end of the 2018-19 season, Zion Williamson, who was selected first overall in the 2019 NBA Draft, is the longest tenured member of the roster:

- September 9, 2022 Signed guard Dereon Seabron to a two-way contract...Signed guard John Petty Jr. and guard/forward Daeqwon Plowden.
- September 13, 2022 Signed free agent Izaiah Brockington to a two-way contract.
- September 24, 2022 Signed forwards John Butler and Zylan Cheatham...Waived Izaiah Brockington.
- September 26, 2022 Signed guard CJ McCollum to a multi-year contract extension.
- September 28, 2022 Signed forward Larry Nance Jr. to a multi-year contract extension...Converted the contract of forward John Butler to a two-way contract.
- October 11, 2022 Signed forward Kelvin Martin and guard Javonte Smart...Waived two-way forward John Butler and guard John Petty Jr.
- October 15, 2022 Waived Zylan Cheatham, Kelvin Martin, Daeqwon Plowden and Javonte Smart.
- October 16, 2022 Signed forward E.J. Liddell to a two-way contract.
- February 9, 2023 Acquired guard Josh Richardson (via San Antonio) in exchange for guard Devonte' Graham.
- April 6, 2023 Waived guard Dereon Seabron.
- April 9, 2023 Signed guard Dereon Seabron to a two-way contract.
- July 3, 2023 Signed rookie guard Jordan Hawkins.
- July 6, 2023 Signed veteran center Cody Zeller...Re-Signed Herb Jones to a multi-year contract extension...Signed E.J. Liddell to a multi-year contract.
- September 30, 2023 Signed forward Kaiser Gates to a two-way contract...Signed guard Malcolm Hill, center Trey Jemison, guard/forward Tevian Jones, guard/forward Landers Nolley II and center Liam Robbins to exhibit-10 contracts.
- October 12, 2023 Signed guard Jalen Crutcher to an exhibit-10 contract...Waived center Liam Robbins.
- October 22, 2023 Waived guard Izaiah Brockington, guard Jalen Crutcher, guard Malcolm Hill, center Trey Jemison, guard/forward Tevian Jones...The Pelicans have been awarded the two-way contract of forward Matt Ryan off waivers.
- November 3, 2023 Waived forward Kaiser Gates...Signed forward/center Jeremiah Robinson-Earl to a two-way contract.
- November 9, 2023 Assigned forward E.J. Liddell to the team's G League affiliate, the Birmingham Squadron.
- November 22, 2023 Recalled forward E.J. Liddell from the team's G League affiliate, the Birmingham Squadron.
- December 14, 2023 Assigned guard Kira Lewis Jr. to the team's G League affiliate, the Birmingham Squadron.
- December 22, 2023 Recalled guard Kira Lewis Jr. from the team's G League affiliate, the Birmingham Squadron.
- December 26, 2023 Assigned forward E.J. Liddell to the team's G League affiliate, the Birmingham Squadron.
- December 28, 2023 Assigned guard Jordan Hawkins to the team's G League affiliate, the Birmingham Squadron.
- December 31, 2023 Recalled guard Jordan Hawkins from the team's G League affiliate, the Birmingham Squadron.
- January 4, 2024 Recalled forward E.J. Liddell from the team's G League affiliate, the Birmingham Squadron.
- January 5, 2024 Assigned guard Kira Lewis Jr. to the team's G League affiliate, the Birmingham Squadron.
- January 13, 2024 Recalled guard Kira Lewis Jr. from the team's G League affiliate, the Birmingham Squadron.
- January 15, 2024 Assigned guard Kira Lewis Jr. and forward E.J. Liddell to the team's G League affiliate, the Birmingham Squadron.
- January 17, 2024 Traded guard Kira Lewis Jr. and a 2024 second-round pick to the Indiana Pacers in exchange for cash considerations.
- January 27, 2024 Signed forward Malcolm Hill to a 10-day contract.
- February 1, 2024 Assigned forward Malcolm Hill and forward E.J. Liddell to the team's G League affiliate, the Birmingham Squadron.
- February 12, 2024 Recalled forward E.J. Liddell from the team's G League affiliate, the Birmingham Squadron.
- February 17, 2024 Converted the contract of forward/center Jeremiah Robinson-Earl to a standard NBA contract.
- February 21, 2024 Assigned forward E.J. Liddell to the team's G League affiliate, the Birmingham Squadron.
- February 22, 2024 Signed forward Malcolm Hill to a two-way contract...Signed guard Jalen Crutcher to a 10-day contract.
- February 24, 2024 Recalled guard Jalen Crutcher and forward E.J. Liddell from the team's G League affiliate, the Birmingham Squadron.
- February 27, 2024 Assigned forward E.J. Liddell to the team's G League affiliate, the Birmingham Squadron.
- February 29, 2024 Assigned guard Jalen Crutcher to the team's G League affiliate, the Birmingham Squadron.
- March 3, 2024 Signed guard Izaiah Brockington to a 10-day contract...Assigned guard Izaiah Brockington to the team's G League affiliate, the Birmingham Squadron.
- March 4, 2024 Recalled guard Izaiah Brockington from the team's G League affiliate, the Birmingham Squadron.
- March 9, 2024 Assigned guard Izaiah Brockington to the team's G League affiliate, the Birmingham Squadron.
- March 12, 2024 Assigned guard Jordan Hawkins to the team's G League affiliate, the Birmingham Squadron.
- March 13, 2024 Recalled guard Jordan Hawkins from the team's G League affiliate, the Birmingham Squadron.
- March 26, 2024 Transferred guard Dyson Daniels to the team's G League affiliate, the Birmingham Squadron.
- March 28, 2024 Recalled guard Dyson Daniels from the team's G League affiliate, the Birmingham Squadron.
- April 1, 2024 Recalled forward E.J. Liddell from the team's G League affiliate, the Birmingham Squadron.
- April 13, 2024 Converted the contract of forward Matt Ryan to a standard NBA contract.



David Griffin - Executive Vice President of Basketball Operations

- In 2022-23, the Pelicans went 42-40, the team's best record since the 2017-18 season.
 - In 2021-22, the Pelicans earned their first playoff berth of Griffin's tenure. The ninth-seed in the Western Conference, New Orleans won both Play-In Tournament games to clinch a First Round matchup against the Phoenix Suns, in which they pushed the one-seed to six games.
- On April 17, 2019, David Griffin was named the Executive Vice President of Basketball Operations, becoming the eighth individual in franchise history to lead the organization's player and personnel decisions.
- Griffin was named the Vice President of Basketball Operations for the Cleveland Cavaliers in September 2010 and was elevated to General Manager on February 6, 2014.
 - During Griffin's tenure in Cleveland, the Cavaliers reached the NBA Finals for three consecutive seasons from 2015-17, winning the NBA Championship in 2016, becoming the first team in NBA Finals history to overcome a 3-1 deficit.
 - Prior to joining Cleveland, Griffin spent 17 seasons with the Phoenix Suns, moving to the basketball operations department in 1997 after beginning in media


relations. Along the way, Griffin held titles of senior vice president of basketball operations, assistant general manager, director of player personnel, assistant director of player personnel and basketball operations assistant.

Griffin in the NBA Front Office

Years	Title
1997-00	Basketball Operations Assistant – Phoenix Suns
2000-02	Assistant Director of Player Personnel – Phoenix Suns
2002-03	Director of Player Personnel – Phoenix Suns
2003-07	Assistant General Manager – Phoenix Suns
2007-10	Senior Vice President, Basketball Operations – Phoenix Suns
2010-14	Senior Vice President, Basketball Operations – Cleveland Cavaliers
2014-17	General Manager – Cleveland Cavaliers
2019-Present	Executive Vice President of Basketball Operations – New Orleans Pelicans

COACH'S BIO:

WILLIE GREEN – DETROIT MERCY



Coaching Notes

- Appointed head coach on July 22, 2021, his first head coaching position in the NBA. Green enters his third season with New Orleans.
- On 1/7/24 at SAC, notched his 100th career win in the NBA.
- In his second season as the Pelicans Head Coach, Green led the team to a 42-40 overall record, the team's best record since 2017-18. The Pelicans finished the regular season ranked sixth in defensive rating (112.0) and ranked 10th in net rating (1.9). Green led the Pelicans to a ninth-place finish in the Western Conference, where New Orleans fell to Oklahoma City in the Play-In Tournament.

• In his first season with the Pelicans, Green led the team to its first playoff appearance since 2018. Praised around the league for his steady and calm demeanor, Green helped the Pelicans overcome a 1-12 start to the season to earn the ninth seed and reach the postseason Play-In Tournament. The Pelicans defeated San Antonio and the LA Clippers to clinch a First Round matchup against the Phoenix Suns, in which they pushed the one-seed to six games.

• Spent the previous two seasons (2019-21) as an assistant coach for the Phoenix Suns. Helped guide the 2021 Western Conference Champions to their first NBA Finals appearance since 1993. As the Suns' defensive coordinator, Phoenix finished the regular season with the NBA's sixth-best defensive rating. He also served as the Phoenix's head coach for NBA Summer League in 2019, leading the Suns to a 3-1 record in Las Vegas.

• Helped the Warriors win back-to-back NBA Championships in 2017 and 2018 before returning to the NBA Finals in 2019. He also served as the Warriors' head coach for NBA Summer League in 2018, leading Golden State to the California Classic's only 3-0 record.

• A 12-year NBA veteran as a player, Green averaged 8.3 points, 1.8 rebounds and 1.4 assists in 731 regular season games (297 starts) with Philadelphia, New Orleans, Atlanta, the LA Clippers and Orlando from 2003-2015.

• Was selected 41st overall by Seattle in the 2003 NBA Draft.

• Was a four-year standout at the University of Detroit Mercy. A native of Detroit, he won Horizon League Player of the Year as a senior in 2003 and helped the Titans to two NIT appearances in 2001 and 2002, including a trip to the semifinals at Madison Square Garden in 2001. Green remains fourth in program history in career points scored.

Green as an NBA Head Coach

Year	Team	W	L	Pct.
2021-22	New Orleans	36	46	.439
2022-23	New Orleans	42	40	.512
2023-24	New Orleans	49	33	.598
Totals		127	119	.516

Playoffs

Year	Team	W	L	Pct.
2021-22	New Orleans	2	4	.333
2023-24	New Orleans	0	0	---
Totals		2	4	.333

Green as an NBA Assistant Coach

Year	Team	W	L	Pct.
2016-17*	Golden State	67	15	.817
2017-18*	Golden State	58	24	.707
2018-19^	Golden State	57	25	.695
2019-20	Phoenix	34	39	.466
2020-21^	Phoenix	51	21	.708
Totals		267	124	.683

*Won NBA Championship

^Reached NBA Finals


Green's NBA Career

Year	Team	GP	PPG	RPG
2003-04	Philadelphia	53	6.9	1.2
2004-05	Philadelphia	57	7.7	2.3
2005-06	Philadelphia	10	7.0	1.5
2006-07	Philadelphia	74	11.3	2.1
2007-08	Philadelphia	74	12.4	2.5
2008-09	Philadelphia	81	8.5	1.6
2009-10	Philadelphia	73	8.7	1.8
2010-11	New Orleans	77	8.7	2.1
2011-12	Atlanta	53	7.6	1.5
2012-13	L.A. Clippers	72	6.3	1.3
2013-14	L.A. Clippers	55	5.0	1.4
2014-15	Orlando	52	5.9	1.5
Totals		731	8.3	1.8

ASSISTANT COACHING STAFF



James Borrego
Associate Head Coach




Jarron Collins
Assistant Coach



Ryan Frazier
Assistant Coach



Casey Hill
Assistant Coach



Aaron Miles
Assistant Coach



Fred Vinson
Assistant Coach



Mike D'Antoni
Coaching Advisor



Corey Brewer
Player Development Coach



Darnell Lazare
Player Development Coach



2023-24 NEW ORLEANS PELICANS ROSTER

No.	Player	Pos	Ht	Wt	DOB	Prior to NBA/Country	NBA Exp.
15	Jose Alvarado	G	6-0	175	4/12/1998	Georgia Tech/USA	2
11	Dyson Daniels	G	6-7	203	3/17/2003	G League Ignite/Australia	1
24	Jordan Hawkins	G	6-5	192	4/29/2002	Connecticut/USA	R
14	Brandon Ingram	F	6-8	210	9/2/1997	Duke/USA	7
5	Herb Jones	G/F	6-7	212	10/6/1998	Alabama/USA	2
32	E.J. Liddell	F	6-6	242	12/18/2000	Ohio State/USA	0
8	Naji Marshall	F	6-7	225	1/24/1998	Xavier (OH)/USA	3
3	CJ McCollum	G	6-3	202	9/19/1991	Lehigh/USA	10
25	Trey Murphy III	G/F	6-8	211	6/18/2000	Virginia/USA	2
22	Larry Nance Jr.	F	6-8	242	1/1/1993	Wyoming/USA	8
50	Jeremiah Robinson-Earl	F/C	6-9	230	11/3/2000	Villanova/USA	2
37	Matt Ryan	F	6-7	215	4/17/1997	Chattanooga/USA	2
17	Jonas Valančiūnas	C	7-0	270	5/6/1992	Lietuvos Rytas/Lithuania	11
1	Zion Williamson	F	6-6	285	7/6/2000	Duke/USA	3
40	Cody Zeller	C	6-11	247	10/5/1992	Indiana/USA	10

*Two-Way Player

NUMERICAL ROSTER

1	Zion Williamson	22	Larry Nance Jr.
3	CJ McCollum	24	Jordan Hawkins
5	Herb Jones	25	Trey Murphy III
8	Naji Marshall	32	E.J. Liddell
11	Dyson Daniels	37	Matt Ryan
14	Brandon Ingram	40	Cody Zeller
15	Jose Alvarado	50	Jeremiah Robinson-Earl
17	Jonas Valančiūnas		

Head Coach: Willie Green (Detroit Mercy)

Associate Head Coach: James Borrego (San Diego)

Assistant Coaches: Jarron Collins (Stanford), Ryan Frazier (Bucknell), Casey Hill (Trinity), Aaron Miles (Kansas), Fred Vinson (Georgia Tech)

Coaching Advisor: Mike D'Antoni (Marshall)

Player Development Coaches: Corey Brewer (Florida), Darnell Lazare (LSU)

Director of Rehabilitation: Amy Atmore (Southern California)

Director of Performance & Sports Science: Daniel Bove (Penn State)

Head Athletic Trainer: Tom Maystadt (Iowa State)

HOW THE SQUADRON WAS BUILT

via Draft

Zion Williamson (1st pick, 2019 Draft)
Herbert Jones (35th pick, 2021 Draft)
Dyson Daniels (8th pick, 2022 Draft)
Jordan Hawkins (14th pick, 2023 Draft)

via Free Agency

Naji Marshall (12/8/20)
Jose Alvarado (8/19/21)
Cody Zeller (7/6/23)
E.J. Liddell (7/6/23)
Matt Ryan (10/22/23)
Jeremiah Robinson-Earl (11/3/23)

via Trade

Brandon Ingram (from Los Angeles Lakers, 7/6/19)
Trey Murphy III (from Memphis, 8/7/21)
Jonas Valančiūnas (from Memphis, 8/7/21)
CJ McCollum (from Portland, 2/8/22)
Larry Nance Jr. (from Portland, 2/8/22)

Pronunciation Guide: Naji (NAH-zjee) Marshall, Jonas Valančiūnas (YO-nahs vah-lahn-CHEW-nas).

15 JOSE ALVARADO – G – HT: 6-0 WT: 175 – BORN: 4/12/98 – GEORGIA TECH – 3rd NBA SEASON

2023-24 TOTALS

G-GS	PPG	RPG	APG	MPG	FG%	3PT%
55-0	7.0	2.3	2.1	18.3	.408	.376

LAST 5 GAMES:

OPP	MIN	FG	3FG	FT	REB (O-D-T)	AST	PF	STL	TO	BS	PTS
at PHX 4/7	22	5-10	5-8	0-0	2-1-3	0	1	1	0	0	15
at POR 4/9	20	1-6	0-5	0-0	0-0-0	1	2	1	0	0	2
at SAC 4/11	22	5-8	4-6	0-1	1-5-6	6	4	0	0	0	14
at GSW 4/12	35	1-5	1-5	1-2	0-3-3	2	3	1	0	0	4
vs. LAL 4/14	21	4-7	2-5	0-0	0-1-1	1	0	1	2	0	10

	CAREER HIGHS	2023-24 HIGHS
PTS	38 DEN 12/4/22	17 @MIA 3/22
FGM	12 DEN 12/4/22	6 @MIA 3/22
FGA	19 (Twice)	12 (Twice)
3FGM	8 DEN 12/4/22	5 @PHX 4/7
3FGA	11 (Twice)	8 (Twice)
FTM	7 @MIL 1/29/23	5 @CHA 12/15
FTA	8 @MIL 1/29/23	6 @CHA 12/15
OREB	3 @CHA 3/21/22	2 (4 Times)
DREB	7 (Twice)	7 @CHA 12/15
TREB	8 (Twice)	8 @CHA 12/15
ASTS	10 HOU 3/13/22	7 HOU 2/22
STLS	6 HOU 3/13/22	4 LAL 12/31
BLKS	2 (5 Times)	2 (3 Times)
MINs	35 @GSW 4/12/24	35 @GSW 4/12

2023-24 Season at a Glance:

- On 11/20 vs. SAC, made his season debut, posting five points and three assists, shooting 2-of-5 (.400) from the floor.
- On 11/22 vs. SAC, scored 10 points, shooting 4-of-9 (.444) from the field and 2-of-6 (.333) from three-point range.
- On 11/25 at UTA, scored 13 points, shooting 5-of-11 (.455) from the field and 3-of-6 (.500) from three-point range.
- On 12/4 at SAC, scored nine points off the bench on 3-of-4 (.750) from the field, including 2-of-3 (.667) from three-point range. Alvarado added three rebounds, two assists, two steals and **tied a career-high** with two blocks.
- On 12/15 at CHA, tied a **career-high** with eight rebounds to go along with eight points, one assist, a steal and a block.
- On 12/17 at SAS, scored 16 points, shooting 5-of-7 (.714) from the field, 3-of-5 (.600) from three-point range and 3-of-4 (.750) from the free throw line.
- On 12/31 vs. LAL, posted eight points, three rebounds, one assist, a **season-high** four steals and **tied a career-high** with two blocks.
- On 1/3 at MIN, played in 27 minutes, posting eight points, three rebounds, three assists and a block.
- On 1/13 at DAL, posted 14 points, four assists, two rebounds and a steal.
- On 2/5 vs. TOR, notched 11 points, four rebounds, four assists and three steals, while shooting 5-of-11 (.455) from the floor.
- On 2/22 vs. HOU, tossed out a **season-high** seven assists to go along with 11 points, two rebounds, a steal and tied a **career-high** with two blocks.
- On 3/22 at MIA, scored a **season-high** 17 points on 6-of-12 (.500) shooting from the field and 4-of-7 (.571) from three-point range in 31 minutes of play.
- On 4/7 at PHX, posted 15 points, shooting 5-of-8 (.625) from three-point distance. His five threes mark a **season-high**. Alvarado added three rebounds and a steal in 22 minutes of action.
- On 4/11 at SAC, notched 14 points, six rebounds and six assists, while shooting 5-of-8 (.625) from the floor, including 4-of-6 (.667) from three-point range.

ABOUT JOSE: Alvarado is of Puerto Rican and Mexican heritage...He and his girlfriend, Flor Castillo, have two daughters Nazanian and Brooklyn... Began playing basketball at age nine... Graduated May 8, 2021 with a bachelor's degree in literature, media and communications... Appeared in five games at MGM Resorts 2021 NBA Summer League for the Pelicans in Las Vegas, averaging 4.4 points, 1.8 rebounds, 2.0 assists and 1.4 steals.

11 DYSON DANIELS – G – HT: 6-7 WT: 203 – BORN: 3/17/03 – AUSTRALIA – 2nd NBA SEASON

2023-24 TOTALS

G-GS	PPG	RPG	APG	MPG	FG%	3PT%
60-16	5.9	3.9	2.7	22.4	.450	.318

LAST 5 GAMES:

OPP	MIN	FG	3FG	FT	REB (O-D-T)	AST	PF	STL	TO	BS	PTS
at PHX 4/7	28	4-8	1-3	1-2	1-5-6	2	2	1	0	1	10
at POR 4/9	28	2-4	0-1	0-0	0-6-6	5	1	1	3	1	4
at SAC 4/11	25	4-8	2-5	0-0	0-4-4	1	2	1	1	1	10
at GSW 4/12	26	2-4	1-1	1-1	3-5-8	7	1	2	0	1	6
vs. LAL 4/14	18	1-4	0-3	0-0	0-2-2	1	0	0	0	0	2

	CAREER HIGHS	2023-24 HIGHS
PTS	17 DAL 11/12/23	17 DAL 11/12
FGM	7 DAL 11/12/23	7 DAL 11/12
FGA	14 UTA 11/25/23	14 UTA 11/25
3FGM	4 ORL 4/3/24	4 ORL 4/3
3FGA	6 (3 Times)	6 (3 Times)
FTM	6 @HOU 11/10/23	6 @HOU 11/10
FTA	6 (Twice)	6 (Twice)
OREB	3 (4 Times)	3 (4 Times)
DREB	8 (Twice)	8 @HOU 11/10
TREB	10 @HOU 11/10/23	10 @HOU 11/10
ASTS	9 TOR 11/30/22	7 (3 Times)
STLS	6 UTA 11/25/23	6 UTA 11/25
BLKS	2 (4 Times)	2 (4 Times)
MINs	41 @HOU 11/10/23	41 @HOU 11/10

2023-24 Season at a Glance:

- On 11/1 at OKC, swatted a **career-high** two blocks to go along with a **career-high** three offensive rebounds.
- On 11/2 vs. DET, scored 10 points, shooting a perfect 2-of-2 from behind the arc.
- On 11/8 at MIN, notched four steals to go along with seven points, five assists and three boards.
- On 11/10 at HOU, played a **career-high** 41 minutes, posting 10 points and 10 rebounds, which resulted in his **first-career** double-double.
- On 11/12 vs. DAL, scored a **career-high** 17 points, shooting 7-of-12 (.583) from the floor, including 3-of-6 (.500) from three-point range.
- On 11/25 at UTA, posted a **career-high** six steals in 34 minutes of action.
- On 1/7 vs. SAC, scored 14 points, shooting a perfect 6-of-6 from the floor, including 2-of-2 from three-point range.
- On 1/30/24 was selected to compete in the 2024 Panini Rising Stars.
- On 2/7 at LAC, posted 10 points, four rebounds, one assist, four steals and two blocks in 22 minutes of play.
- On 4/3 vs. ORL, notched 16 points, three assists, two rebounds and two steals, while converting 6-of-8 (.750) from the floor and 4-of-5 (.800) from three-point range. His four made three-pointers marks a **career-high** in made threes.
- On 4/12 at GSW, notched six points, tied a **season-high** with seven assists and hauled in eight boards in 26 minutes of action.

ABOUT DYSON: Full name is Dyson James Daniels...Favorite basketball shoe is the Freak 3's...Favorite place to eat in New Orleans is Saffron...Favorite movie is the Transformers...Favorite T.V. show is Shaun the Sheep...Likes to DJ in his free time...Serena Williams is his favorite athlete outside of basketball.

24 JORDAN HAWKINS – G – HT: 6-5 WT: 192 – BORN: 4/29/02 – UCONN – ROOKIE

2023-24 TOTALS

G-GS	PPG	RPG	APG	MPG	FG%	3PT%
67-10	7.8	2.2	1.0	17.3	.382	.366

LAST 5 GAMES:

OPP	MIN	FG	3FG	FT	REB (O-D-T)	AST	PF	STL	TO	BS	PTS
at PHX 4/7		*		D	N	P	-	C	D	*	
at POR 4/9	2	0-2	0-1	0-0	0-0-0	0	0	0	1	0	0
at SAC 4/11		*		D	N	P	-	C	D	*	
at GSW 4/12		*		D	N	P	-	C	D	*	
vs. LAL 4/14		*		D	N	P	-	C	D	*	

2023-24 Season at a Glance:

- Made his first NBA start on 10/30 vs. GSW.
- On 10/30 vs. GSW, scored 14 points, shooting 6-of-13 (.462) from the field. He added five boards and two assists.
- On 11/4 vs. ATL, scored 15 points, sinking four three pointers.
- On 11/6 at DEN, scored 31 points, converting a **career-high** seven three-pointers. He became the sixth New Orleans rookie to record a 30-point game.
- On 11/14 vs. DAL, scored a game-high 25 points, converting 8-of-17 (.471) from the floor, 5-of-12 (.417) from three-point range and a perfect 4-of-4 from the free throw line.
- On 1/2 vs. BKN, posted a **career-high** two blocks to go along with 11 points and an assist.
- On 1/10 at GSW, scored 14 points, shooting 5-of-9 (.556) from the field, including 4-of-5 (.800) from three-point range.
- On 1/13 at DAL, scored a **career-high** 34 points, shooting 11-of-19 (.579) from the field, 6-of-12 (.500) from three-point range and 6-of-8 (.750) from the free throw stripe.
- On 1/30/24 was selected to compete in the 2024 Panini Rising Stars.
- On 2/16 in both Rising Stars games, combined to score 12 points, shooting 5-of-7 (.714) from the floor and 2-of-3 (.667) from behind the arc. He added six rebounds and four assists.

2023-24 HIGHS	
PTS	34 @DAL 1/13
FGM	11 @DAL 1/13
FGA	19 (3 Times)
3FGM	7 @DEN 11/6
3FGA	14 @DEN 11/6
FTM	6 @DAL 1/13
FTA	8 @DAL 1/13
OREB	4 @OKC 11/1
DREB	7 @HOU 11/10
TREB	7 (3 Times)
ASTS	4 (5 Times)
STLS	2 (4 Times)
BLKS	2 BKN 1/2
MINS	41 @HOU 11/10

ABOUT JORDAN: Jordan Dorrell Hawkins...Born April 29, 2002...Son of Jasmine and Craig Hawkins...Has two older sisters, Alexis and Chynna, and one younger sister, Paris...Played for two seasons at powerhouse high school DeMatha Catholic, which produced current NBA guards Markelle Fultz and Victor Oladipo...Cousin of Angel Reese, who helped lead LSU to the 2023 women's national championship.

14 BRANDON INGRAM – F – HT: 6-8 WT: 210 – BORN: 9/2/97 – DUKE – 8TH NBA SEASON

2023-24 TOTALS

G-GS	PPG	RPG	APG	MPG	FG%	3PT%
63-63	20.9	5.1	5.8	33.0	.490	.356

LAST 5 GAMES:

OPP	MIN	FG	3FG	FT	REB (O-D-T)	AST	PF	STL	TO	BS	PTS
at PHX 4/7		I	N	A	C	T	I	V	E		
at POR 4/9		I	N	A	C	T	I	V	E		
at SAC 4/11		I	N	A	C	T	I	V	E		
at GSW 4/12		I	N	A	C	T	I	V	E		
vs. LAL 4/14	23	6-9	1-3	0-0	0-5-5	0	0	0	2	0	13

2023-24 Season at a Glance:

- On 10/25 at MEM, scored 19 points on 7-of-18 (.389) shooting and 5-of-6 (.833) from the free throw line, to go along with seven rebounds, six assists, and two steals.
- On 11/6 at DEN, scored 22 points helping him pass 8,000 career points.
- On 11/10 at HOU, scored 31 points, shooting 11-of-24 (.458) from the floor, while adding six boards, five assists and one block. This marks his first 30-point game this season.
- On 11/14 vs. DAL, scored a game-high 25 points, shooting 11-of-20 (.550) from the floor and a perfect 2-of-2 from the free throw line. Ingram added seven assists, nine rebounds and two steals.
- On 11/18 vs. MIN, scored 30 points, shooting 11-of-24 (.458) from the field and 7-of-9 (.778) from the free throw line.
- On 11/20 vs. SAC, scored 31 points, converting 11-of-18 (.611) from the floor and a perfect 5-of-5 from behind the arc. In the third quarter, Ingram scored 18 points, which marks the **second-highest point total** for any quarter in his career. He sunk a perfect 4-of-4 from the three-point line in the third quarter.
- On 11/24 at LAC, scored 30 points, shooting 12-of-21 (.571) from the floor, 2-of-5 (.400) from three-point range and 4-of-6 (.667) from the free throw line. Ingram added four rebounds and five assists in 35 minutes of play.
- On 12/4 at SAC, scored 30 points on 10-of-20 (.500) from the floor, 3-of-6 (.500) from three-point distance. Ingram added eight rebounds, six assists and a steal.
- On 12/13 at WAS, scored 40 points, shooting 14-of-23 (.609) from the floor and 11-of-12 (.917) from the free throw line. In the first half, Ingram scored 26 points, which is tied for the second most points scored in any half in his career.
- On 12/19 vs. MEM, scored a team-high 34 points on 11-of-18 (.611) from the floor, a perfect 1-of-1 from three-point range and 11-of-12 (.917) from the free throw stripe. Ingram added six assists, four rebounds and two steals.
- On 12/26 vs. MEM, posted 24 points, six rebounds, seven assists, three steals and tied a **career-high** four blocks.
- On 1/17 vs. CHA, posted his **first triple-double of the season (third-career triple-double)**, scoring 28 points, hauling in 10 rebounds and tossing out 10 assists. His 10 rebounds mark a **season-high**. In the first frame, he sunk 4-of-5 (.800) from three-point range. Additionally, Ingram tossed out six assists in the first frame, which tied his **career-high** for assists in a quarter.
- On 2/5 vs. TOR, posted a **season-high** 41 points, nine assists, six rebounds and a block while committing zero turnovers in under 30 minutes of play. This performance marks the first time in NBA history that a player has posted 40-plus points, nine-plus assists, zero turnovers in 30 minutes or less. Ingram finished the first half with 21 points, five rebounds and four assists, while shooting 9-of-11 (.818) from the floor, including 2-of-3 (.667) from three-point range. Ingram's 81.8% field goal percentage is the **highest field goal percentage in any half of Ingram's career** (min. 10 field goal attempts). In the third quarter, Ingram scored 20 points, which is the **second-most points he's scored in any quarter in his career**. Additionally, Ingram converted 6-of-8 (.750) from three-point range in the third frame. Ingram's six made three-pointers in the third quarter marks the most threes by any **Pelicans player in franchise history in a single quarter**. Lastly, Ingram's 20 points and five assists in the third quarter, marks the first time in franchise history a player has posted 18-plus points and five-plus assists in a single quarter.
- On 3/1 vs. IND, finished the game with 34 points on 13-of-21 (.619) shooting, including 1-of-2 (.500) from deep. Ingram added eight rebounds and seven assists in 30 minutes played. In the first quarter, Ingram scored 19 points, shooting 9-of-11 (.818) from the floor, including a perfect 1-of-1 from three-point range. His 19 points scored in the quarter marks his third-highest point total for any quarter in his career.
- On 3/16 vs. POR, finished the game with 22 points, shooting 10-of-21 (.476) from the floor. Ingram tied a **career-high** with four blocks to go along with seven rebounds, two assists and a steal. In the first half, Ingram swatted three shots, which is tied for the most blocks in any half of his career.

	CAREER HIGHS	2023-24 HIGHS
PTS	49 UTA 1/16/20	41 TOR 2/5
FGM	18 @POR 3/1/23	16 TOR 2/5
FGA	31 IND 1/4/21	25 @MIN 11/8
3FGM	8 TOR 2/5/24	8 TOR 2/5
3FGA	12 (Twice)	11 (3 Times)
FTM	16 UTA 1/16/20	13 @IND 2/28
FTA	20 UTA 1/16/20	13 @IND 2/28
OREB	4 (4 Times)	4 @HOU 1/31
DREB	14 @HOU 10/26/19	9 CHA 1/17
TREB	15 @HOU 10/26/19	10 (Twice)
ASTS	13 (Twice)	11 PHX 1/19
STLS	4 (4 Times)	3 (5 Times)
BLKS	4 (3 Times)	4 (Twice)
MINS	46 MEM 4/5/23	42 MEM 12/26

ABOUT BRANDON: Son of Donald and Joann Ingram...Has an older brother, Donovan (who goes by 'Bo'), and an older sister, Brittany...Hosts school supply giveaways in his home town of Kinston, NC.

5 HERB JONES – G/F – HT: 6-7 WT: 212 – BORN: 10/6/98 – ALABAMA – 3rd NBA SEASON

2023-24 TOTALS

G-GS	PPG	RPG	APG	MPG	FG%	3PT%
75-75	10.9	3.6	2.6	30.5	.499	.414

LAST 5 GAMES:

OPP	MIN	FG	3FG	FT	REB (O-D-T)	AST	PF	STL	TO	BS	PTS
at PHX 4/7	34	0-2	0-2	4-4	0-5-5	3	4	1	3	0	4
at POR 4/9	38	1-5	1-4	4-4	2-2-4	2	2	2	1	0	7
at SAC 4/11	29	2-7	1-4	0-0	1-4-5	6	4	0	3	0	5
at GSW 4/12	38	5-10	2-5	1-2	0-5-5	4	3	1	1	1	13
vs. LAL 4/14	32	6-13	4-7	2-2	1-4-5	1	3	2	1	0	18

2023-24 Season at a Glance:

- On 10/25 at MEM, notched eight rebounds to go along with 13 points, three assists, one steal and one block.
- On 10/28 vs. NYK, scored 10 points on .667 shooting and a perfect 2-2 from deep.
- Led the team in blocks (3) vs. NYK on 10/28.
- On 11/02 vs. DET, scored 21 points, converting 6-of-7 (.857) from the field and a perfect 9-of-9 from the foul stripe. Posted three steals and four blocks against DET, in addition to three assists and five total rebounds.
- On 11/14 vs. DAL, returned to the starting lineup after missing three games due to a leg injury, posting 19 points, four rebounds, four assists, five steals and two blocks.
- On 11/18 vs. MIN, tied a **career-high** with eight assists to go along with 13 points, four rebounds, two steals and two blocks.
- On 12/2 at CHI, tied a **career-high** nine free throws on a **career-high** 10 free-throw attempts.
- On 12/2 at CHI, pulled down a **season-high** four offensive rebounds.
- On 12/4 at SAC, scored a **season-high** 23 points, shooting 8-of-13 (.615) from the floor, 3-of-5 (.600) from three-point distance and a perfect 4-of-4 from the free throw line. Jones added five boards, five assists and two blocks.
- On 12/11 vs. MIN, grabbed a **season-high** 10 rebounds to go along with seven points and five assists.
- On 1/3 at MIN, scored 16 points, converting 6-of-11 (.545) from the field, including 4-of-5 (.800) from behind the arc.
- On 2/12 at MEM, scored a team-high 17 points, shooting 5-of-9 (.556) from the floor, 3-of-6 (.500) from three-point range and a perfect 4-of-4 from the free throw stripe. Jones added nine rebounds, five steals and added one assist.
- On 2/22 vs. HOU, posted 17 points, five rebounds, four assists and a **career-high** seven steals. Jones becomes the **fourth player in franchise history** to notch seven-plus steals in a game.
- On 3/5 at TOR, scored 17 points, shooting 5-of-8 (.625) from three-point range. His five made threes ties a **career-high**.
- On 3/28 vs. MIL, posted 11 points, four rebounds, four assists, four steals and three blocks. This is the 12th time this season that a player has posted four-plus steals and three-plus blocks in a win.

	CAREER HIGHS	2023-24 HIGHS
PTS	35 MEM 4/5/23	23 SAC 12/4
FGM	11 MEM 4/5/23	8 (3 Times)
FGA	21 MEM 4/5/23	15 BOS 3/30
3FGM	5 (Twice)	5 @TOR 3/5
3FGA	9 BOS 3/30/24	9 BOS 3/30
FTM	9 (Twice)	9 (Twice)
FTA	10 @CHI 12/2/23	10 @CHI 12/2
OREB	6 @MIN 10/23/21	4 (Twice)
DREB	7 (6 Times)	7 MIN 12/11
TREB	11 (Twice)	10 MIN 12/11
ASTS	8 (3 Times)	8 MIN 11/18
STLS	7 HOU 2/22/24	7 HOU 2/22
BLKS	4 DET 11/2/23	4 DET 11/2
MINS	44 MEM 4/5/23	41 ORL 4/3

ABOUT HERB: Son of Walter Sr. and Verlander Jones...His father coached him in high school...Has one brother named Walter Jr...Majored in business management... Has two dogs Coco and Zeus...Favorite basketball shoe is the Kyrie 2...Favorite 2K is 2K14...Favorite athlete outside of basketball is Usain Bolt...Favorite movie is Apocalypto.

32 E.J. LIDDELL – F – HT: 6-6 WT: 242 – BORN: 12/18/00 – OHIO STATE – 1ST NBA SEASON

2023-24 TOTALS

G-GS	PPG	RPG	APG	MPG	FG%	FT%
8-0	0.5	0.6	0.1	2.9	.167	1.000

LAST 5 GAMES:

OPP	MIN	FG	3FG	FT	REB (O-D-T)	AST	PF	STL	TO	BS	PTS
at PHX 4/7		*		D	N	P	-	C	D	*	
at POR 4/9		*		D	N	P	-	C	D	*	
at SAC 4/11		*		D	N	P	-	C	D	*	
at GSW 4/12		*		D	N	P	-	C	D	*	
vs. LAL 4/14		*		D	N	P	-	C	D	*	

2023-24 Seasons at a Glance:

- Returned on 10/28 vs. NYK after missing the entire 2022-23 season due to injury.
- On 11/8 at MIN, scored his **first-career NBA bucket**. He finished with four points in five minutes of action.
- On 1/12 at DEN, tossed out his first-career assist in just two minutes of play.

	2023-24 HIGHS
PTS	4 @MIN 11/8
FGM	1 @MIN 11/8
FGA	3 @MIN 11/8
3FGM	--
3FGA	2 @MIN 11/8
FTM	2 @MIN 11/8
FTA	2 @MIN 11/8
OREB	--
DREB	2 (Twice)
TREB	2 (Twice)
ASTS	1 @DEN 1/12
STLS	2 OKC 1/16
BLKS	1 (Twice)
MINS	5 @MIN 11/8

ABOUT E.J.: Son of Eric and Michelle Liddell...Has three siblings, Myah, Myles and Erica.

8 NAJI MARSHALL – F – HT: 6-7 WT: 225 – BORN: 1/24/98 – XAVIER (OH) – 4th NBA SEASON

2023-24 TOTALS

G-GS	PPG	RPG	APG	MPG	FG%	3PT%
66-1	7.1	3.6	1.9	19.0	.463	.387

LAST 5 GAMES:

OPP	MIN	FG	3FG	FT	REB (O-D-T)	AST	PF	STL	TO	BS	PTS
at PHX 4/7					A	C	T	I	V	E	
at POR 4/9					A	C	T	I	V	E	
at SAC 4/11	4	1-1	0-0	0-0	0-1-1	0	0	0	1	0	2
at GSW 4/12					A	C	T	I	V	E	
vs. LAL 4/14		*		D	N	P	-	C	D	*	

2022-23 Season at a Glance:

- On 11/12 vs. DAL, appeared in his first game of the season, posting eight points, two rebounds and two assists, shooting 2-of-3 (.667) from the floor, 1-of-1 from behind the arc and a perfect 3-of-3 from the free throw stripe.
- On 11/14 vs. DAL, in 21 minutes of action posted 16 points, four rebounds, two assists, two blocks and a steal, while shooting 5-of-9 (.556) from the field, 1-of-4 (.250) from the three-point line and a perfect 5-of-5 from the free throw line.
- On 11/20 vs. SAC scored 11 points shooting 5-of-11 (.455) from the floor. He added seven boards and four assists.
- On 11/27 at UTA, made six field goals on a **season-high** 12 attempts. He added a **season-high** nine boards and a **season-high** three steals.
- On 12/13 at WAS, scored 16 points, shooting 6-of-11 (.545) from the field. 2-of-5 (.400) from three-point range and a perfect 2-of-2 from the free throw stripe. Marshall added seven assists which ties a **career-high**.
- On 2/10 at POR, posted 10 points, three rebounds and an assist, while shooting 4-of-5 (.800) from the floor, including a perfect 2-of-2 from three-point range.
- On 2/14 vs. WAS, scored 13 points, shooting 6-of-8 (.750) from the field and 1-of-3 (.333) from three-point range, to go along with six steals, two rebounds and an assist.
- On 3/8 at PHI, scored a **season-high** 19 points, shooting 7-of-8 (.875) from the floor, including a perfect 4-of-4 from three-point range. His seven made field goals and four made three-pointer both mark **season-highs**.
- On 3/24 at DET, posted 14 points, eight rebounds and three assists, while shooting 5-of-10 (.500) from the floor and 4-of-7 (.571) from three-point range. His four three-pointers made is **tyed for a career-high**.

	CAREER HIGHS	2023-24 HIGHS
PTS	24 @DAL 1/7/23	19 @PHI 3/8
FGM	9 @DAL 1/7/23	7 @PHI 3/8
FGA	19 @WAS 1/9/23	12 (Twice)
3FGM	4 (5 Times)	4 (3 Times)
3FGA	9 IND 12/26/22	7 @DET 3/24
FTM	8 (3 Times)	5 (3 Times)
FTA	10 (4 Times)	7 @CLE 12/21
OREB	6 @MEM 5/10/21	3 (3 Times)
DREB	12 @GSW 5/14/21	8 @IND 2/28
TREB	13 @GSW 5/14/21	9 UTA 11/27
ASTS	7 (6 Times)	7 (Twice)
STLS	4 (Twice)	3 (3 Times)
BLKS	2 (4 Times)	2 (Twice)
MINs	39 (Twice)	31 (Twice)

ABOUT NAJI: Majored in Liberal Arts at Xavier...Parents are Rayna Whitted and Maurice Marshall...Siblings are Maurice, Martia, Craig, Tai, Austin and Myles.

3 CJ McCOLLUM – G – HT: 6-3 WT: 202 – BORN: 9/19/91 – LEHIGH – 11th NBA SEASON

2023-24 TOTALS

G-GS	PPG	RPG	APG	MPG	FG%	3PT%
65-65	20.0	4.3	4.6	32.7	.458	.429

LAST 5 GAMES:

OPP	MIN	FG	3FG	FT	REB (O-D-T)	AST	PF	STL	TO	BS	PTS
at PHX 4/7	42	12-22	7-12	0-0	0-4-4	5	2	0	3	0	31
at POR 4/9	34	10-19	5-10	4-4	1-4-5	3	0	2	1	0	29
at SAC 4/11	40	11-18	9-12	0-0	1-3-4	7	0	2	0	0	31
at GSW 4/12	38	10-21	8-13	0-0	0-5-5	5	3	0	3	2	28
vs. LAL 4/14	34	9-19	4-9	3-4	2-2-4	7	3	0	3	0	25

2023-24 Season at a Glance:

- On 10/25 at MEM, McCollum opened the season with 24 points, shooting 8-of-16 (.500) from the field, 6-of-11 (.545) from the three-point line, and a perfect 2-of-2 from the free throw line.
- On 11/01 at OKC, McCollum led the team's 22-point comeback victory with 29 points, a **season-high** 11 boards, and five assists.
- On 11/02 vs DET, scored 33 points, shooting 10-of-23 (.435) from the field, 3-of-10 (.300) from deep, and 10-of-11 (.909) from the charity stripe.
- On 11/29 vs. PHI, returned to the lineup for New Orleans after missing 12 games in a row, posting 20 points, four rebounds, five assists, two steals and a block. McCollum shot 7-of-16 (.438) from the floor, including 3-of-8 (.375) from deep range.
- On 12/21 at CLE, scored 18 points, shooting 7-of-15 (.467) from the floor and sunk a perfect 2-of-2 from the free throw line. McCollum tied a **season-high** with four steals.
- On 12/31 vs. LAL, notched 22 points, nine assists, five rebounds, a steal and a block, while shooting 8-of-19 (.421) from the floor and 6-of-11 (.545) from three-point range. In the first quarter, McCollum posted 15 points and four assists, while shooting 5-of-7 (.714) from three-point range distance. McCollum's five three's ties a franchise-high for three's made in a quarter and ties a career-high for three-pointers made in any quarter.
- On 1/7 vs. SAC, scored a game-high 30 points, shooting 11-of-16 (.688) from the floor and 7-of-10 (.700) from three-point range.
- On 1/23 vs. UTA, sunk a **season-high** nine three-pointers.
- On 2/7 at LAC, posted 25 points, seven rebounds, four assists and a steal, while shooting 10-of-17 (.588) from the field, including 5-of-11 (.455) from three-point range.
- On 2/22 vs. HOU, scored a game-high 28 points, shooting 11-of-22 (.500) from the floor, 4-of-10 (.400) from three-point range and 2-of-3 (.667) from the free throw line. This marks the eighth time this season McCollum has scored 25-plus points. Additionally, the Pelicans are now 18-1 when McCollum scores 20-plus points this season.
- On 3/16 vs. POR, notched 30 points, eight assists, two rebounds and two steals, while converting 12-of-20 (.600) from the floor, including 6-of-12 (.500) from three-point distance. This marks the fourth time this season McCollum has scored 30-plus points in a game.
- On 3/22 at MIA, posted 30 points, seven assists, five rebounds and one steal, while shooting 12-of-21 (.571) from the floor and 6-of-12 (.500) from three-point range.
- On 4/3 vs. ORL, scored a **season-high** 36 points, shooting 5-of-12 (.417) from three-point range and a perfect 11-of-11 from the free throw line. McCollum added 10 rebounds, four assists and two steals. This marks the first game McCollum posted 30-plus points and 10-plus rebounds this season.
- On 4/11 at SAC, posted 31 points, four rebounds, seven assists and two steals, while shooting 11-of-18 (.611) from the field, including 9-of-12 (.750) from three-point range. This marks the best three-point percentage he has posted all season on at least 10 threes attempted.

	CAREER HIGHS	2023-24 HIGHS
PTS	50 CHI 1/31/18	36 ORL 4/3
FGM	18 CHI 1/31/18	13 SAS 4/5
FGA	31 @GSW 1/4/17	29 SAS 4/5
3FGM	11 PHI 12/30/22	9 (Twice)
3FGA	16 (3 Times)	13 (Twice)
FTM	14 PHI 12/28/17	11 ORL 4/3
FTA	14 PHI 12/28/17	11 (Twice)
OREB	4 (3 Times)	2 (9 Times)
DREB	10 (Twice)	10 @OKC 11/1
TREB	11 (3 Times)	11 @OKC 11/1
ASTS	12 (Twice)	9 (Twice)
STLS	5 (Twice)	4 (Twice)
BLKS	4 SAC 12/4/19	3 ATL 11/4
MINs	46 MEM 7/31/20	42 @PHX 4/7

ABOUT CJ: Son of Kathy Andrews and Errick McCollum...His older brother, Errick, has played nine seasons of professional basketball overseas, most recently playing for BC Khimki in Russia...Was elected as the president of the National Basketball Players Association on August 7, 2021 after serving as a vice president on the NBPA's executive committee since 2018...Participated in the 2017 NBA Africa Game in Johannesburg, South Africa...Majored in journalism at Lehigh and hopes to become a sports analyst and broadcaster...Penned an article for The Sporting News in 2012 about his decision to return to school his senior year...Is a contributing editor for The Players' Tribune and has written multiple articles for the site...Hosts his own podcast called Pull Up...Has released an Oregon pinot noir and a rosé under his signature wine label, McCollum Heritage 91...Favorite foods are french fries and his mother's lasagna.

25 TREY MURPHY III – G/F – HT: 6-8 WT: 211 – BORN: 6/18/00 – VIRGINIA – 3rd NBA SEASON

2023-24 TOTALS

G-GS	PPG	RPG	APG	MPG	FG%	3PT%
56-23	14.8	4.9	2.2	29.6	.442	.378

LAST 5 GAMES:

OPP	MIN	FG	3FG	FT	REB (O-D-T)	AST	PF	STL	TO	BS	PTS
at PHX 4/7	39	4-13	3-10	2-2	1-3-4	2	2	1	0	0	13
at POR 4/9	38	9-17	5-12	8-8	1-7-8	3	1	2	0	0	31
at SAC 4/11	45	7-14	6-12	7-8	0-5-5	4	1	0	1	0	27
at GSW 4/12	42	8-12	6-9	2-2	0-8-8	2	0	1	1	0	24
vs. LAL 4/14	32	4-8	3-6	0-0	1-2-3	2	2	2	1	1	11

	CAREER HIGHS	2023-24 HIGHS
PTS	41 POR 3/12/23	34 @TOR 3/5
FGM	13 POR 3/12/23	11 @TOR 3/5
FGA	21 NYK 4/7/23	18 @ATL 3/10
3FGM	10 (Twice)	10 @TOR 3/5
3FGA	14 (Twice)	14 @TOR 3/5
FTM	9 (Twice)	9 @DAL 1/15
FTA	12 @DAL 1/15/24	12 @DAL 1/15
OREB	4 (7 Times)	4 SAS 4/5
DREB	10 CHI 2/25/24	10 CHI 2/25
TREB	11 MIL 3/28/24	11 MIL 3/28
ASTS	7 @IND 2/28/24	7 @IND 2/28
STLS	4 CHA 3/23/23	3 (Twice)
BLKS	4 @DET 3/24/24	4 @DET 3/24
MINs	46 MEM 4/5/23	45 @SAC 4/11

2023-24 Season at a Glance:

- On 12/1 vs. SAS, made his season debut, posting 18 points, converting 7-of-13 (.538) from the floor, including 4-of-10 (.400) from three-point range.
- On 12/4 at SAC, scored 16 points off the bench, shooting 6-of-13 (.462) from the field and 3-of-8 (.375) from behind the arc.
- On 12/13 at WAS, scored 27 points, shooting 7-of-10 (.700) from the floor, 6-of-7 (.857) from three-point range and 7-of-8 (.875) from the free throw line. Murphy added six rebounds and four assists.
- On 12/21 at CLE, scored 28 points, converting 10-of-16 (.625) from the floor, 6-of-10 (.600) from three-point range and a perfect 2-of-2 from the free throw stripe.
- On 1/7 at SAC, posted 11 points, five assists, two rebounds and a steal, while shooting 4-of-7 (.571) from the floor and 3-of-6 (.500) from three-point range.
- On 2/5 vs. TOR, swatted two blocks to go along with 10 points and six rebounds.
- On 2/10 at POR, scored 24 points, shooting 7-of-10 (.700) from the floor, 5-of-8 (.625) from three-point range and 5-of-6 (.833) from the foul stripe.
- On 2/22 vs. HOU, tied a **season-high** with three steals and three blocks. Murphy III added 13 points, three rebounds and an assist.
- On 2/27 at NYK, led the way for New Orleans, scoring a game-high 26 points on 9-of-14 (.643) from the floor, 6-of-11 (.545) from three-point distance and 2-of-3 (.667) from the free throw line. Murphy added seven boards, four assists and a steal. Additionally, in the fourth quarter, Murphy scored 16 of his 26 points, shooting a perfect 5-of-5 from the field, including 4-of-4 from the three-point range.
- On 2/28 at IND, tossed out a **career-high** seven assists to go along with 11 points, four rebounds and a steal.
- On 3/5 at TOR, scored a **season-high** 34 points, shooting 11-of-17 (.647) from the floor, including 10-of-14 (.714) from three-point distance. His 10 made three-pointers ties a **career-high**. He became the 7th player in NBA history to have two-plus games with at least 10 three-pointers made, joining Steph Curry, Klay Thompson, Damian Lillard, J.R. Smith, James Harden and Zach LaVine. Additionally, he is the 7th player in NBA history to have 10 threes in a game off the bench. Lastly, Murphy became the **first player in franchise history** with three games of nine-plus threes made and is also the **only player in franchise history** with multiple games of 10-plus threes made.
- On 3/10 at ATL, scored 28 points, shooting 10-of-18 (.556) from the field, 6-of-13 (.462) from three-point range a perfect 2-of-2 from the free throw line.
- On 3/28 vs. MIL, notched his **second career double-double**, posting 15 points and set a new **career-high** with 11 rebounds.

ABOUT TREY: Son of Kenneth and Albeda Murphy...Father, Kenneth, played basketball at East Carolina from 1986-88...Was named 2020-21 All-ACC Academic Team selection...Made C-USA Commissioner's Honor Roll two straight seasons at Rice.

22 LARRY NANCE JR. – F – HT: 6-8 WT: 242 – BORN: 1/1/93 – WYOMING – 9TH NBA SEASON

2023-24 TOTALS

G-GS	PPG	RPG	APG	MPG	FG%	3PT%
60-0	5.6	5.0	1.8	19.8	.571	.413

LAST 5 GAMES:

OPP	MIN	FG	3FG	FT	REB (O-D-T)	AST	PF	STL	TO	BS	PTS
at PHX 4/7	32	3-6	0-2	3-3	0-8-8	7	4	3	1	1	9
at POR 4/9	20	0-2	0-1	2-2	4-0-4	2	0	2	1	0	2
at SAC 4/11		I	N	A	C	T	I	V	E		
at GSW 4/12		I	N	A	C	T	I	V	E		
vs. LAL 4/14	31	5-8	1-2	2-2	2-4-6	4	3	1	1	0	13

	CAREER HIGHS	2023-24 HIGHS
PTS	23 ATL 2/12/20	14 (Twice)
FGM	10 (Twice)	6 @BKN 3/19
FGA	17 UTA 3/2/20	11 @DAL 1/15
3FGM	4 @MEM 1/7/21	3 @DEN 1/12
3FGA	6 (6 Times)	4 (Twice)
FTM	9 @MIL 2/10/17	6 @DAL 1/13
FTA	10 @MIL 2/10/17	6 @DAL 1/13
OREB	10 NYK 2/11/19	5 (Twice)
DREB	15 @SAC 4/4/19	8 (3 Times)
TREB	19 @WAS 2/8/19	10 (Twice)
ASTS	9 UTA 12/29/21	7 @PHX 4/7
STLS	6 (Twice)	5 UTA 12/28
BLKS	4 @CHI 11/10/18	3 LAC 11/24
MINs	45 BKN 1/20/21	33 OKC 3/26

2023-24 Season at a Glance:

- On 11/01 at OKC, scored nine points on .800 shooting, including 1-of-1 from three.
- On 11/24 at LAC, swatted a **season-high** three blocks and added four points and three boards in 20 minutes.
- On 12/28 vs. UTA, returned to the lineup after missing 13 consecutive games. Nance posted nine points, seven rebounds, a **season-high** five steals and a block in 25 minutes of action.
- On 12/31 vs. LAL, posted his 60th career double-double, scoring 11 points and hauling in a **season-high** 10 rebounds. In the third quarter, Nance Jr. scored his 3,000th career point.
- On 1/3 at MIN, posted eight points, nine boards, two assists, a steal and a block.
- On 1/12 at DEN, scored 13 points, shooting a **season-high** 3-of-4 (.750) from three-point distance.
- On 1/15 at DAL, scored a **season-high** 14 points, shooting 5-of-11 (.455) from the floor and a perfect 3-of-3 from the free throw line.
- On 2/7 at LAC, posted two points, three rebounds, three assists and four steals in 27 minutes of action.
- On 3/10 at ATL, posted 10 points, two rebounds, three assists and four steals in 29 minutes of play.
- On 3/15 vs. LAC, posted 12 points, four rebounds and three assists, while shooting 4-of-6 (.667) from the field.
- On 3/19 at BKN, posted 13 points, tied a **season-high** 10 rebounds, two assists and a steal, while shooting 6-of-8 (.750) from the floor in 28 minutes of play.
- On 4/7 at PHX, notched nine points, eight rebounds, a **season-high** seven assists, three steals and a block in 32 minutes of action.

ABOUT LARRY: Parents are Larry Sr. and Jaynee Nance...Has an older sister, Casey, who played basketball at the University of Dayton and a younger brother, Pete...Larry Sr., a three-time NBA All-Star, NBA All-Defensive First Team member and winner of the inaugural NBA Slam Dunk Contest in 1984, played 13 seasons in the NBA...Nance Jr. graduated with a degree from Wyoming in criminal justice...Did not play organized basketball until he was 13...Was diagnosed with Crohn's Disease as a sophomore in high school but has excelled despite of it...Looks up to former NFL quarterback David Garrard, who was diagnosed with Crohn's in 2004 while playing for the Jacksonville Jaguars.

50 JEREMIAH ROBINSON-EARL – F/C – HT: 6-9 WT: 230 – BORN: 11/3/00 – VILLANOVA – 3rd NBA SEASON

2023-24 TOTALS

G-GS	PPG	RPG	APG	MPG	FG%	3PT%
38-1	3.0	1.9	0.6	8.7	.473	.333

LAST 5 GAMES:

OPP	MIN	FG	3FG	FT	REB (O-D-T)	AST	PF	STL	TO	BS	PTS
at PHX 4/7	1	0-0	0-0	0-0	0-0-0	0	0	0	0	0	0
at POR 4/9	2	1-1	0-0	0-0	0-0-0	0	0	0	0	0	2
at SAC 4/11	2	0-0	0-0	0-0	0-0-0	0	0	0	1	0	0
at GSW 4/12	7	1-3	1-2	0-0	0-1-1	0	0	0	0	0	3
vs. LAL 4/14	2	1-2	0-0	0-1	1-1-2	0	0	0	0	0	2

2023-24 Season at a Glance:

- On 11/8 at MIN, started his first game he appeared in for the Pelicans, scoring a **season-high** 11 points, nine rebounds and an assist, while shooting 3-of-7 (.439) from the field, 1-of-2 (.500) from three-point range and a perfect 4-of-4 from the free throw line.
- On 12/21 at CLE, tied a **season-high** 11 points, shooting 5-of-6 (.833) from the floor, including 1-of-2 from deep range.
- On 12/23 vs. HOU, posted four points, three rebounds, two assists, a **season-high** two steals and swatted his first shot of the season in 22 minutes of play.
- On 2/23 vs. MIA, posted five points, six rebounds, an assist and a steal in 24 minutes of play.
- On 3/16 vs. POR, tossed out a **career-high** six assists to go along with six points, five rebounds and a steal.

	CAREER HIGHS	2023-24 HIGHS
PTS	18 @UTA 4/6/22	11 (3 Times)
FGM	7 @NYK 11/13/22	5 @CLE 12/21
FGA	13 MEM 4/9/23	8 DAL 11/12
3FGM	4 (Twice)	3 DAL 11/12
3FGA	7 @BOS 11/20/21	5 DAL 11/12
FTM	4 (5 Times)	4 (Twice)
FTA	5 @MIL 1/27/24	5 @MIL 1/27
OREB	5 (5 Times)	3 (4 Times)
DREB	10 (Twice)	6 @MIN 11/8
TREB	14 SAC 11/12/21	9 @MIN 11/8
ASTS	6 POR 3/16/24	6 POR 3/16
STLS	3 (4 Times)	2 (Twice)
BLKS	3 @MEM 11/18/22	1 (4 Times)
MINS	40 MEM 4/9/23	28 @MIN 11/8

ABOUT JEREMIAH: Named a 2019 McDonald's All-American where he competed for the West team. Son of Katie Robinson and Lester Earl. Lester Earl played college basketball at LSU and the University of Kansas before playing professionally in Spain. Played AAU Basketball for KC Run GMC. Tabbed the 2018 Gatorade Kansas State Player of the Year. Earned a gold medal representing USA Basketball at the 2018 FIBA Americas U18 Championship. Started all six games and averaged 10.7 points and a team-leading 8.5 rebounds. Lists his gold medals as the best part of his career so far. Can play Guitar Hero on expert. Rick Fox is his celebrity lookalike. Kobe Bryant is his all-time favorite athlete. Fade to Black by Metallica is his guilty pleasure song.

37 MATT RYAN – F – HT: 6-7 WT: 215 – BORN: 4/17/97 – CHATTANOOGA – 3rd NBA SEASON

2023-24 TOTALS

G-GS	PPG	RPG	APG	MPG	FG%	3PT%
27-1	5.6	1.5	0.7	14.4	.434	.451

LAST 5 GAMES:

OPP	MIN	FG	3FG	FT	REB (O-D-T)	AST	PF	STL	TO	BS	PTS
at PHX 4/7		*		D	N	P	-	C	D	*	
at POR 4/9	2	0-0	0-0	0-0	0-1-1	1	1	0	0	0	0
at SAC 4/11		*		D	N	P	-	C	D	*	
at GSW 4/12		*		D	N	P	-	C	D	*	
vs. LAL 4/14	2	0-0	0-0	0-0	0-0-0	0	0	0	0	0	0

2023-24 Season at a Glance:

- On 11/2 vs. DET, made his first career start scoring a **career-high** 20 points, shooting 7-of-10 (.700) from the field and 6-of-8 (.750) from deep.
- On 10/28 vs. NYK, dished out a **season-high** three assists.
- On 10/30 vs. GSW, scored 12 points to go along with two rebounds, two assists and one steal.
- On 11/6 at Den, scored 17 points, shooting 4-of-6 (.667) from three-point range.
- On 11/8 at MIN, made a **career-high** six free throws on a **career-high** six attempts.
- On 2/25 vs. CHI, scored 14 points, shooting 5-of-10 (.500) from the floor, including 4-of-9 (.444) from three-point range.

	CAREER HIGHS	2023-24 HIGHS
PTS	20 DET 11/2/23	20 DET 11/2
FGM	7 DET 11/2/23	7 DET 11/2
FGA	11 NOP 11/2/22	10 (Twice)
3FGM	6 DET 11/2/23	6 DET 11/2
3FGA	9 (Twice)	9 CHI 2/25
FTM	6 @MIN 11/8/23	6 @MIN 11/8
FTA	6 @MIN 11/8/23	6 @MIN 11/8
OREB	3 DAL 11/12/23	3 DAL 11/12
DREB	4 (Twice)	4 (Twice)
TREB	6 DAL 11/12/23	6 DAL 11/12
ASTS	4 @DEN 2/7/23	3 NYK 10/28
STLS	1 (12 Times)	1 (6 Times)
BLKS	1 (Twice)	1 NYK 10/28
MINS	35 DET 11/2/23	35 DET 11/2

ABOUT MATT: Born on April 17 in White Plains, N.Y....Son of Richard and Laurie Ryan...Older sister Mikela and younger brother Michael...Earned a bachelor's degree in Economics at Vandy...Received his MBA at Chattanooga.

17 JONAS VALANČIŪNAS – C – HT: 7-0 WT: 270 – BORN: 5/6/92 – LITHUANIA – 12TH NBA SEASON

2023-24 TOTALS

G-GS	PPG	RPG	APG	MPG	FG%	3PT%
81-81	12.3	8.9	2.1	23.7	.560	.311

LAST 5 GAMES:

OPP	MIN	FG	3FG	FT	REB (O-D-T)	AST	PF	STL	TO	BS	PTS
at PHX 4/7	4	1-3	0-2	0-0	1-1-2	0	0	0	1	0	2
at POR 4/9	21	5-12	0-2	1-2	2-6-8	5	0	2	0	0	11
at SAC 4/11	33	5-8	0-0	3-5	1-9-10	3	4	1	2	0	13
at GSW 4/12	16	4-9	0-1	2-3	2-3-5	1	1	0	1	0	10
vs. LAL 4/14	7	1-3	0-1	0-0	0-3-3	1	3	0	4	0	2

2023-24 Season at a Glance:

- On 11/02 vs. DET, scored 23 points, shooting 9-of-16 (.463) from the field, 2-of-3 (.667) from three and 3-of-4 (.750) from the charity stripe.
- On 11/10 at HOU, swatted a **season-high** four blocks to go along with 15 points, nine rebounds and two assists.
- On 11/7 vs. DEN, scored 23 points, shooting 10-of-18 (.556) from the field and 1-of-3 (.333) from behind the arc.
- On 11/18 vs. MIN, notched his fourth double-double of the season, scoring 26 points, shooting 10-of-15 (.667) from the floor and a perfect 6-of-6 from the free throw line.
- On 12/1 vs. SAS, scored a game-high 24 points and grabbed 12 boards, posting his eighth double-double of the season.
- On 12/13 at WAS, hauled in a **season-high** 18 rebounds to go along with 16 points, three assists, one steal and a block in 33 minutes of action.
- On 12/15 at CHA, scored a **season-high** 29 points, shooting 11-of-16 (.688) from the field, 2-of-4 (.500) from three-point range and 5-of-6 (.833) from the free throw line.
- On 12/19 vs. MEM, posted 22 points, 14 rebounds, one assist, one steal and a block, while shooting 9-of-12 (.750) from the floor, a perfect 1-of-1 from three-point distance and a perfect 3-of-3 from the charity stripe.
- On 1/13 at DAL, posted 14 points, 12 rebounds, seven assists and two blocks in 28 minutes of play. He notched his 11,000th career point in the game.
- On 1/31 at HOU, posted 25 points, 14 rebounds, two assists and a block, while shooting 10-of-15 (.667) from the floor.
- On 2/5 vs. TOR, posted his 26th double-double of the season, scoring 10 points and hauling in 12 rebounds, including eight offensive boards which marks a **season-high**.
- On 2/22 vs. HOU, posted his 28th double-double of the season, scoring 20 points and hauling in 14 rebounds. He added three assists and a steal in 27 minutes of play.
- On 2/25 vs. CHI, posted his 30th double-double of the season, scoring 14 points and hauling in a game-high 17 rebounds.

	CAREER HIGHS	2023-24 HIGHS
PTS	39 @LAC 11/29/21	29 @CHA 12/15
FGM	16 (Twice)	11 @CHA 12/15
FGA	28 @PHX 3/30/19	18 DEN 11/17
3FGM	7 (Twice)	3 DAL 11/12
3FGA	10 MIL 12/19/22	5 (3 Times)
FTM	16 WAS 4/3/13	6 (7 Times)
FTA	18 WAS 4/3/13	9 (Twice)
OREB	12 IND 4/11/21	8 TOR 2/5
DREB	23 @ORL 3/22/19	15 @WAS 12/13
TREB	25 SAC 2/28/20	18 @WAS 12/13
ASTS	12 MIL 8/13/20	7 (3 Times)
STLS	4 @POR 3/30/22	2 (4 Times)
BLKS	7 @MEM 4/1/16	4 @HOU 11/10
MINS	45 OKC 3/21/14	37 @CHA 12/15

ABOUT JONAS: While with the Raptors, sponsored a ticket program for youth in the Lithuanian/Canadian community and surprised youth basketball players at clinics in Toronto...Participated in the NBA and FIBA Basketball Without Borders Europe camp in Istanbul, Turkey in June 2008.

1 ZION WILLIAMSON – F – HT: 6-6 WT: 285 – BORN: 7/6/00 – DUKE – 4TH NBA SEASON

2023-24 TOTALS

G-GS	PPG	RPG	APG	MPG	FG%	FT%
69-69	23.0	5.8	5.0	31.5	.574	.701

LAST 5 GAMES:

OPP	MIN	FG	3FG	FT	REB (O-D-T)	AST	PF	STL	TO	BS	PTS
at PHX 4/7	40	11-21	0-0	7-8	3-7-10	7	2	1	4	5	29
at POR 4/9	33	7-18	0-0	8-9	2-5-7	3	1	1	2	1	22
at SAC 4/11	31	13-21	0-1	5-5	1-3-4	6	0	3	4	1	31
at GSW 4/12	37	11-26	1-2	3-6	0-3-3	3	2	6	2	1	26
vs. LAL 4/14	34	4-13	0-1	4-5	3-5-8	8	2	2	4	0	12

	CAREER HIGHS	2023-24 HIGHS
PTS	43 MIN 12/28/22	36 (3 Times)
FGM	16 (Twice)	15 WAS 2/14
FGA	28 PHI 4/9/21	26 @GSW 4/12
3FGM	4 SAS 1/22/20	1 (6 Times)
3FGA	4 SAS 1/22/20	2 (4 Times)
FTM	14 MIN 12/28/22	11 PHI 11/29
FTA	19 (Twice)	16 ML 3/28
OREB	8 @SAS 2/27/21	7 @OKC 11/1
DREB	12 PHI 4/9/21	10 @PHI 3/8
TREB	15 (Twice)	12 @PHI 3/8
ASTS	11 (Twice)	11 (Twice)
STLS	6 @GSW 4/12/24	6 @GSW 4/12
BLKS	5 @PHX 4/7/24	5 @PHX 4/7
MINS	42 (3 Times)	40 (Twice)

2022-23 Season at a Glance:

- On 10/28 vs. NYK, scored 24 points, shooting 12-of-17 (.706) from the floor.
- On 11/4 vs. ATL, scored 25 points, shooting 9-of-16 (.563) from the field and 7-of-10 (.700) from the free throw line.
- On 11/6 at DEN, tossed out nine assists to go along with 20 points and 10 rebounds. This marks his second double-double of the season.
- On 11/17 vs. DEN, scored 26 points, shooting 10-of-17 (.588) from the floor and sunk his first three-pointer of the season.
- On 11/20 vs. SAC, finished the game with 26 points, shooting 12-of-16 (.750) from the floor, which is the **best field goal percentage** Williamson has posted in a game this season. In the second quarter, Williamson scored 18 points, which is the **second-highest point total** for any quarter in his career. Additionally, in the second frame, Williamson shot 8-of-11 (.727) from the floor and sunk a perfect 2-of-2 from the free throw line.
- On 11/24 vs. LAC, finished with 32 points, shooting 13-of-25 (.520) from the floor and 6-of-9 (.667) from the free throw stripe. Williamson added six boards, five assists and two steals in 34 minutes of play.
- On 11/29 vs. PHI, finished the game with 33 points, converting 11-of-12 (.917) from the field. Williamson's .917 field goal percentage marks a **season-high**. Lastly, this marks the sixth game in a row that Williamson has scored 25-plus points.
- On 12/11 vs. MIN, scored a **season-high** 36 points, shooting 13-of-17 (.765) from the floor and 10-of-12 (.833) from the free throw line.
- On 12/15 at CHA, grabbed 11 boards, to go along with 21 points and four assists.
- On 12/28 vs. UTA, notched his fifth double-double of the season, posting 21 points and hauling in a team-high 10 rebounds. He converted 10-of-14 (.714) from the floor and 1-of-3 (.333) from the free throw stripe. Tonight's double-digit rebounds performance marks Zion's second consecutive game grabbing 10-plus rebounds. This is only the fourth time in Williamson's career that he has notched two consecutive games with double digit rebounds.
- On 1/3 at MIN, scored 27 points, shooting 11-of-15 (.733) from the floor and 5-of-6 (.833) from the foul line. Williamson added six assists, four boards, one steal and a block.
- On 1/17 vs. CHA, posted 13 points, five rebounds, nine assists and three steals.
- On 2/2 at SAS, notched 33 points, eight rebounds, four assists, a steal and a block, while shooting 12-of-21 (.571) from the floor and 9-of-13 (.692) from the free throw stripe. Additionally, Williamson hit the game-winning shot with 3.8 seconds remaining in regulation.
- On 2/14 vs. WAS, **tied a season-high** with 36 points, to go along with eight assists, six rebounds and a block, while shooting 15-of-21 (.714) from the floor and 6-of-9 (.667) from the free throw line.
- On 3/8 at PHI, hauled in a **season-high** 12 rebounds and three blocks.
- On 3/15 vs. LAC, scored a game-high 34 points, shooting 14-of-21 (.667) from the field and 6-of-10 (.600) from the free throw line. Williamson added a team-high seven boards, four assists, three steals and a block. In the third quarter, Williamson notched 16 points, shooting a perfect 7-of-7 from the field. Williamson's three steals ties a season-high, which he has posted five times this season. Lastly, this marks the 14th time this season Williamson has posted at least one block and one steal in a game.
- On 3/24 at DET, tied a **season-high** with 36 points, shooting 13-of-14 (.929) from the field. Since the 2000-01 season, there has been only three instances of a player scoring 36-plus points on 92% or better from the field.
- On 4/7 at PHX, posted his 13th double-double of the season, scoring 29 points and hauling in 10 boards. Williamson shot 11-of-21 (.524) from the floor and 7-of-8 (.875) from the foul stripe. Williamson added a team-high seven assists, one steal and a **career-high** five blocks in 40 minutes of play.
- On 4/11 at SAC, notched 31 points, shooting (.619) from the floor ad a perfect 5-of-5 from the free throw stripe. Williamson added four rebounds, six dimes, three steals and one block in 31 minutes of play.
- On 4/12 at GSW, notched a **career-high** six steals, to go along with 26 points, three rebounds and three assists.

ABOUT ZION: Full name is Zion Lateef Williamson...Didn't play football in high school but was offered a scholarship by LSU...Enjoys writing poetry, listening to Jay-Z, and watching Naruto...Has a brother, Noah...His mother Sharonda ran track at Livingstone College, and his stepfather Lee Anderson played basketball at Clemson...Introduced his signature shoe, the Jordan Zion 1, on April 20, 2021...Favorite 2K is 2K13...Favorite place to eat in New Orleans is Dragos...Favorite athlete outside of basketball is Serena Williams...Favorite movie is He Got Game...Favorite TV show is Naruto.

40 CODY ZELLER – C – HT: 6-11 WT: 247 – BORN: 10/5/92 – INDIANA – 11th NBA SEASON

2023-24 TOTALS

G-GS	PPG	RPG	APG	MPG	FG%	FT%
42-0	1.8	2.7	0.9	7.5	.419	.605

LAST 5 GAMES:

OPP	MIN	FG	3FG	FT	REB (O-D-T)	AST	PF	STL	TO	BS	PTS
at PHX 4/7		*		D	N	P	-	C	D	*	
at POR 4/9	2	0-1	0-0	0-0	1-1-2	0	1	0	0	0	0
at SAC 4/11	9	1-1	0-0	0-0	0-1-1	2	1	0	0	0	2
at GSW 4/12		*		D	N	P	-	C	D	*	
vs. LAL 4/14	4	0-0	0-0	0-0	0-0-0	1	1	0	1	0	0

2023-24 Season at a Glance:

- On 11/8 at MIN, scored four points, shooting 1-of-2 (.500) from the field and 2-of-3 (.667) from the free throw stripe. He added five boards and six rebounds in just 12 minutes of play.
- On 11/17 vs. DEN, swatted his first block of the season.
- On 11/20 vs. SAC, scored a **season-high** nine points and grabbed a **season-high** nine rebounds in 23 minutes of play.
- On 1/7 at SAC, scored seven points, shooting 2-of-3 (.667) from the field and sunk his first three-pointer of the season.
- On 3/5 at TOR, hauled in a **season-high** five offensive boards and **tied a season-high** swatting one shot.

	CAREER HIGHS	2023-24 HIGHS
PTS	28 GSW 2/25/19	9 SAC 11/20
FGM	13 GSW 2/25/19	4 SAC 11/20
FGA	15 (Twice)	7 SAC 11/20
3FGM	3 LAC 10/28/19	1 SAC 1/7
3FGA	4 (Twice)	1 (3 Times)
FTM	10 DET 12/7/15	2 (7 Times)
FTA	15 NYK 11/11/15	4 SAC 11/20
OREB	7 (3 Times)	5 @TOR 3/5
DREB	11 (4 Times)	6 SAC 11/20
TREB	15 (Twice)	9 SAC 11/20
ASTS	8 @SAS 2/1/20	6 @MIN 11/8
STLS	5 @CLE 4/3/16	2 @SAS 2/2
BLKS	5 (Twice)	1 (5 Times)
MINS	42 MIA 3/8/17	23 SAC 11/20

ABOUT CODY: Full name is Cody Allen Zeller...is the son of Steve and Lorri Zeller...Has two brothers, Luke and Tyler...Is engaged to Leanna Crawford...His mother, Lorri, was inducted into the Coe College Athletic Hall of Fame for her talents in both basketball and softball...His uncle, Al Eberhard, played four seasons (1974-78) in the NBA as a member of the Detroit Pistons...Both of his brothers played basketball collegiately and professionally, with Luke attending Notre Dame (2005-09) and Tyler playing for North Carolina (2008-12)...Luke spent parts of the 2012-13 season with the Phoenix Suns and played overseas and in the NBA G League...Tyler played eight seasons in the NBA with Cleveland, Boston, Brooklyn, Milwaukee, Atlanta, Memphis and San Antonio...Cites his brothers as the individuals who made a difference in his life as he looked up to both of them...Graduated from Indiana with a major in Business Management, which he chose due to his enjoyment of business and finance...When he's not playing basketball he enjoys watching movies...Has his own charitable foundation, Like A Child, which aims to preserve the joy, curiosity and innocence of childhood by supporting organizations which provide resources for children and families to achieve their highest potential...His favorite sport other than basketball is football and he's a fan of the Indianapolis Colts...Wears size 16 sneakers.

LAST FIVE REGULAR SEASON GAMES CUMULATIVE

New Orleans Pelicans Record (W-L) : 4-1 Home (W-L) : (0-1) Away : (4-0)

NO	PLAYER	GP-GS	MIN	FGM-FGA	FG%	3-POINT		FTM-FTA	FT%	----- REBOUNDS -----			AST	PF-DQ	STL	TO	BLK	PTS/AVG
						FGM-FGA	FG%			OFF	DEF	TOT/AVG						
3	McCollum, C	5-5	186:57	52 - 99	52.5	33-56	58.9	7 - 8	87.5	4	18	22/4.4	27	8-0	4	10	2	144/28.8
1	Williamson, Z	5-5	174:48	46 - 99	46.5	1-4	25.0	27 - 33	81.8	9	23	32/6.4	27	7-0	13	16	8	120/24.0
25	Murphy III, T	5-4	195:17	32 - 64	50.0	23-49	46.9	19 - 20	95.0	3	25	28/5.6	13	6-0	6	3	1	106/21.2
14	Ingram, B	1-1	23:24	6 - 9	66.7	1-3	33.3	0 - 0	0.0	0	5	5/5.0	0	0-0	0	2	0	13/13.0
5	Jones, H	5-5	171:33	14 - 37	37.8	8-22	36.4	11 - 12	91.7	4	20	24/4.8	16	16-0	6	9	1	47/9.4
15	Alvarado, J	5-0	120:10	16 - 36	44.4	12-29	41.4	1 - 2	50.0	3	10	13/2.6	10	10-0	4	2	0	45/9.0
22	Nance Jr., L	3-0	81:50	8 - 16	50.0	1-5	20.0	7 - 7	100	6	12	18/6.0	13	7-0	6	3	1	24/8.0
17	Valanciunas, J	5-5	81:34	16 - 35	45.7	0-6	0.0	6 - 10	60.0	6	22	28/5.6	10	8-0	3	8	0	38/7.6
11	Daniels, D	5-0	125:14	13 - 28	46.4	4-13	30.8	2 - 3	66.7	4	22	26/5.2	16	6-0	5	4	4	32/6.4
8	Marshall, N	1-0	03:33	1 - 1	100	0-0	0.0	0 - 0	0.0	0	1	1/1.0	0	0-0	0	1	0	2/2.0
50	Robinson-Earl, J	5-0	13:42	3 - 6	50.0	1-2	50.0	0 - 1	0.0	1	2	3/0.6	0	0-0	0	1	0	7/1.4
40	Zeller, C	3-0	15:15	1 - 2	50.0	0-0	0.0	0 - 0	0.0	1	2	3/1.0	3	3-0	0	1	0	2/0.7
37	Ryan, M	2-0	04:24	0 - 0	0.0	0-0	0.0	0 - 0	0.0	0	1	1/0.5	1	1-0	0	0	0	0/0.0
24	Hawkins, J	1-0	02:20	0 - 2	0.0	0-1	0.0	0 - 0	0.0	0	0	0/0.0	0	0-0	0	1	0	0/0.0
33	Hill, M	0-0	0	0 - 0	0.0	0-0	0.0	0 - 0	0.0	0	0	0/0.0	0	0-0	0	0	0	0/0.0
32	Liddell, E	0-0	0	0 - 0	0.0	0-0	0.0	0 - 0	0.0	0	0	0/0.0	0	0-0	0	0	0	0/0.0

TEAM	GP-GS	MIN	FGM-FGA	FG%	FGM-FGA	FG%	FTM-FTA	FT%	OFF	DEF	TOT/AVG	AST	PF-DQ	STL	TO	BLK	PTS/AVG
New Orleans Pelicans	5-25	1200:00	208 - 434	47.9	84-190	44.2	80 - 96	83.3	41	163	234/46.8	136	72-0	47	64	17	580/116
TEAM	GP-GS	MIN	FGM-FGA	FG%	FGM-FGA	FG%	FTM-FTA	FT%	OFF	DEF	TOT/AVG	AST	PF-DQ	STL	TO	BLK	PTS/AVG
OPPONENTS	5-25	1200:00	213 - 429	49.7	67-178	37.6	68 - 81	84.0	45	164	237/47.4	143	81-0	35	83	19	561/112.2

NO	PLAYER	----- SINGLE GAME HIGHS -----							----- AVERAGE PER GAME -----							----- AVERAGE PER 48 MIN -----						
		MIN	REB	AST	STL	TO	BLK	PTS	MIN	REB	AST	STL	TO	BLK	PTS	REB	AST	STL	TO	BLK	PTS	
3	McCollum, C	41:33	5	7	2	3	2	31	37.4	4.4	5.4	0.80	2.0	0.40	28.8	5.6	6.9	1.03	2.6	0.51	37.0	
1	Williamson, Z	39:47	10	8	6	4	5	31	35.0	6.4	5.4	2.60	3.2	1.60	24.0	8.8	7.4	3.57	4.4	2.20	33.0	
25	Murphy III, T	44:54	8	4	2	1	1	31	39.1	5.6	2.6	1.20	0.6	0.20	21.2	6.9	3.2	1.47	0.7	0.25	26.1	
14	Ingram, B	23:24	5	0	0	2	0	13	23.4	5.0	0.0	0.00	2.0	0.00	13.0	10.3	0.0	0.00	4.1	0.00	26.7	
5	Jones, H	38:23	5	6	2	3	1	18	34.3	4.8	3.2	1.20	1.8	0.20	9.4	6.7	4.5	1.68	2.5	0.28	13.2	
15	Alvarado, J	35:18	6	6	1	2	0	15	24.0	2.6	2.0	0.80	0.4	0.00	9.0	5.2	4.0	1.60	0.8	0.00	18.0	
22	Nance Jr., L	31:45	8	7	3	1	1	13	27.3	6.0	4.3	2.00	1.0	0.33	8.0	10.6	7.6	3.52	1.8	0.59	14.1	
17	Valanciunas, J	33:12	10	5	2	4	0	13	16.3	5.6	2.0	0.60	1.6	0.00	7.6	16.5	5.9	1.77	4.7	0.00	22.4	
11	Daniels, D	28:05	8	7	2	3	1	10	25.0	5.2	3.2	1.00	0.8	0.80	6.4	10.0	6.1	1.92	1.5	1.53	12.3	
8	Marshall, N	03:33	1	0	0	1	0	2	3.5	1.0	0.0	0.00	1.0	0.00	2.0	13.5	0.0	0.00	13.5	0.00	27.0	
50	Robinson-Earl, J	07:14	2	0	0	1	0	3	2.7	0.6	0.0	0.00	0.2	0.00	1.4	10.5	0.0	0.00	3.5	0.00	24.5	
40	Zeller, C	08:43	2	2	0	1	0	2	5.1	1.0	1.0	0.00	0.3	0.00	0.7	9.4	9.4	0.00	3.1	0.00	6.3	
37	Ryan, M	02:20	1	1	0	0	0	0	2.2	0.5	0.5	0.00	0.0	0.00	0.0	10.9	10.9	0.00	0.0	0.00	0.0	
24	Hawkins, J	02:20	0	0	0	1	0	0	2.3	0.0	0.0	0.00	1.0	0.00	0.0	0.0	0.0	0.00	20.6	0.00	0.0	
33	Hill, M	0	0	0	0	0	0	0	0.0	0.0	0.0	0.00	0.0	0.00	0.0	0.0	0.0	0.00	0.0	0.00	0.0	
32	Liddell, E	0	0	0	0	0	0	0	0.0	0.0	0.0	0.00	0.0	0.00	0.0	0.0	0.0	0.00	0.0	0.00	0.0	

PELICANS ON SOCIAL MEDIA

<u>Player</u>	<u>X</u>	<u>Instagram</u>
Jose Alvarado	@AlvaradoJose15	@realrytejose
Dyson Daniels	@DysonDaniels	@dysondaniels11
Jordan Hawkins	@golive23	@_jordan5k
Brandon Ingram	@B_Ingram13	@1ngram4
Herbert Jones	@_hoopinglife	@yung.ch0
E.J. Liddell	@EasyE2432	@ejliddell
Naji Marshall	@marshall_naji8	@najimarshall
CJ McCollum	@CJMcCollum	@3jmcollum
Trey Murphy III	@treymurphy	@treymurphy
Larry Nance Jr.	@Larrydn22	@larrydn7
Jeremiah Robinson-Earl	@ThisIsJRE	@jeremiah
Matt Ryan	@Matt_Ryan04	@matt_ryan32
Jonas Valančiūnas	@JValanciunas	@jvalanciunas
Zion Williamson	@Zionwilliamson	@zionwilliamson
Cody Zeller	@CodyZeller	@codyzeller



New Orleans Pelicans:

Pelicans: @PelicansNBA

Pelicans PR: @PelicansPR

Bally Sports New Orleans:

Joel Meyers: @JoelMeyersNBA

Antonio Daniels: @adaniels33

Jen Hale: @JenHale504

Pelicans Radio:

Todd Graffagnini: @NTGraff

John DeShazier: @JohnDeShazier

Erin Summers: @ErinESummers