



New Orleans Pelicans (39-25) vs. Cleveland Cavaliers (41-24)
Regular Season Game #65 • Home Game #31
Smoothie King Center • New Orleans, LA
March 13, 2024 • 7:00 p.m. (CT)
TV: Bally Sports • Radio: WRNO 99.5 FM
Follow us on Twitter: @PelicansPR



PELICANS LAST GAME'S STARTERS

[G] CJ MCCOLLUM		
#3 • Lehigh (11 th Season) • 6-3 • 202		
2023-24 Averages	Notables	Last Game Stats
18.5 ppg 4.3 rpg 4.4 apg 1.0 spg	• Among all NBA players, is ranked 1st in 3P% , shooting 41.7% (min. 7 3PA per game) from deep range. • Is the only player in the NBA to average 18-plus points, 1.6 or less turnovers per game and shooting 41% or better from three-point range this season.	20 pts, 4 rbs, 3 asts (3/10 at ATL)
[G] HERB JONES		
#5 • Alabama (3 rd Season) • 6-7 • 212		
2023-24 Averages	Notables	Last Game Stats
11.3 ppg 3.6 rpg 2.5 apg 1.3 spg	• Is tied for 19th in the NBA in steals per game (1.3). • Among all NBA players, is ranked 7th in three-point percentage, shooting 43.5 from deep range. • On 2/22 vs. HOU, notched a career-high 7 steals , making Jones just the 4th player in franchise history to post 7-plus steals in a game.	7 pts, 1 reb, 2 asts, 2 stls, 3 blks (3/10 at ATL)
[F] BRANDON INGRAM		
#14 • Duke (8 th Season) • 6-8 • 210		
2023-24 Averages	Notables	Last Game Stats
21.4 ppg 5.1 rpg 5.9 apg	• Ranked 5th in the NBA in 'mid-range' field goals made per game (2.6). • On 2/5 vs. TOR, became the first player in NBA history to post 40+ points, 9+ assists and 0 turnovers in 30 mins. or less.	7 pts, 7 rbs, 10 asts, 1 stl (3/10 at ATL)
[F] ZION WILLIAMSON		
#1 • Duke (5 th Season) • 6-6 • 285		
2023-24 Averages	Notables	Last Game Stats
22.1 ppg 5.6 rpg 5.2 apg	• Is ranked 2nd in the NBA in points in the paint per game, averaging 17.1 PIPP. • Is 1-of-3 NBA players to average 22-plus points and shoot .570 or better from the field this season.	27 pts, 6 rbs, 7 asts, 2 blks (3/10 at ATL)
[C] JONAS VALANČIŪNAS		
#17 • Lithuania (12 th Season) • 7-0 • 270		
2023-24 Averages	Notables	Last Game Stats
13.2 ppg 9.5 rpg 2.2 apg 1.0 bpg	• Has started all 64 regular season games for the Pelicans this season. • Ranked 20th in the NBA in rebounds per game (9.5). • Has 31 double-doubles on the season, which is ranked 14th in the NBA.	4 pts, 9 rbs, 1 ast, 2 blks (3/10 at ATL)

2023 PRESEASON RECORD (1-3)

10/10	vs. ORL	L, 105-122	10/14	at ATL	L, 105-110
10/12	vs. HOU	L, 87-120	10/17	at ORL	W, 104-92

2023-24 REGULAR SEASON SCHEDULE

10/25	at MEM	W, 111-104	1/17	vs. CHA	W, 132-112
10/28	vs. NYK	W, 96-87	1/19	vs. PHX	L, 109-123
10/30	vs. GSW	L, 102-130	1/23	vs. UTA	W, 153-124
11/1	at OKC	W, 110-106	1/26	vs. OKC	L, 83-107
11/2	vs. DET	W, 125-116	1/27	at MIL	L, 117-141
11/4	vs. ATL	L, 105-123	1/29	at BOS	L, 112-118
11/6	at DEN	L, 116-134	1/31	at HOU	W, 110-99
11/8	at MIN	L, 101-122	2/2	at SAS	W, 114-113
11/10	at HOU	L, 101-104	2/5	vs. TOR	W, 138-100
11/12	vs. DAL	L, 124-136	2/7	at LAC	W, 117-106
11/14	vs. DAL	W, 131-110	2/9	at LAL	L, 122-139
11/17	vs. DEN	W, 115-110	2/10	at POR	W, 93-84
11/18	vs. MIN	L, 120-121	2/12	at MEM	W, 96-87
11/20	vs. SAC	W, 129-93	2/14	vs. WAS	W, 133-126
11/22	vs. SAC	W, 117-112	2/22	vs. HOU	W, 127-105
11/24	at LAC	W, 116-106	2/23	vs. MIA	L, 95-106
11/25	at UTA	L, 100-105	2/25	vs. CHI	L, 106-114
11/27	at UTA	L, 112-114	2/27	at NYK	W, 115-92
11/29	vs. PHI	W, 124-114	2/28	at IND	L, 114-123
12/1	vs. SAS	W, 121-106	3/1	vs. IND	W, 129-102
12/2	at CHI	L, 118-124	3/5	at TOR	W, 139-98
12/4	at SAC	W, 127-117	3/8	at PHI	W, 103-95
12/7	at LAL	L, 89-133	3/10	at ATL	W, 116-103
12/11	vs. MIN	W, 121-107	3/13	vs. CLE	7:00 p.m.*
12/13	at WAS	W, 142-122	3/15	vs. LAC	7:00 p.m.*
12/15	at CHA	W, 112-107	3/16	vs. POR	6:00 p.m.*
12/17	at SAS	W, 146-110	3/19	at BKN	6:30 p.m.*
12/19	vs. MEM	L, 113-115	3/21	at ORL	6:00 p.m.*
12/21	at CLE	W, 123-104	3/22	at MIA	7:00 p.m.!^
12/23	vs. HOU	L, 104-106	3/24	at DET	2:00 p.m.*
12/26	vs. MEM	L, 115-116	3/26	vs. OKC	7:00 p.m.!^
12/28	vs. UTA	W, 112-105	3/28	vs. MIL	7:00 p.m.*^A
12/31	vs. LAL	W, 129-109	3/30	vs. BOS	4:00 p.m.*^A
1/2	vs. BKN	W, 112-85	4/1	vs. PHX	7:00 p.m.*
1/3	at MIN	W, 117-106	4/3	vs. ORL	7:00 p.m.
1/5	vs. LAC	L, 95-111	4/5	vs. SAS	7:00 p.m.
1/7	at SAC	W, 133-100	4/7	at PHX	5:00 p.m.!
1/10	at GSW	W, 141-105	4/9	at POR	9:00 p.m.*
1/12	at DEN	L, 113-125	4/11	at SAC	9:00 p.m.*%
1/13	at DAL	W, 118-110	4/12	at GSW	9:00 p.m.!
1/15	at DAL	L, 120-125	4/14	vs. LAL	2:30 p.m.*

Broadcast Key

- Denotes Coverage by Bally Sports
- Denotes Coverage by ESPN
+ - Denotes Coverage by ABC
^ - Denotes Coverage by TNT
% - Denotes Coverage by NBA TV
! - Denotes Gray TV

All-Star Weekend: Feb. 16-18, Indianapolis, Indiana



ROSTER NOTES/INJURIES: Injury Report will be announced on Twitter via @PelicansPR.

<https://official.nba.com/nba-injury-report-2023-24-season/>

PRONUNCIATION GUIDE: Naji (NAH-zjee) Marshall, Dereon Seabron (Dare-e-on See-Bron) and Jonas Valančiūnas (YO-nahs vah-lahn-CHEW-nas).

*Recent Transactions on page 16

2023-24 NEW ORLEANS REGULAR SEASON RECORDS

	RECORD	HOME	ROAD	OVERTIME
OVERALL	39-25	18-12	21-13	0-1
SW DIVISION	9-6	3-4	6-2	0-1
WESTERN	24-18	10-9	14-9	0-1
EASTERN	15-7	8-3	7-4	--

PELICANS ON THE AIR

All 82 regular season games, the entire preseason and the Pelicans' playoff contests will be heard on the team's flagship station WRNO, 99.5 FM, as the Pelicans enter their first of a multi-season agreement with iHeartMedia, Inc. **Todd Graffagnini** is in his fifth season as the radio voice of the Pelicans, **John DeShazier** is in his 12th season as color analyst and **Erin Summers** enters her third season as the sideline reporter for the Pelicans Radio team. Graffagnini and DeShazier will also host a weekly insider show featuring interviews with Pelicans players, coaches, front office executives and other guests.



The New Orleans Pelicans and Bally Sports will begin their 12th year of bringing a variety of both home and road games into the homes of the Greater New Orleans area and Gulf South region. Bally Sports is scheduled to broadcast 78 regular season games and is available statewide on cable and satellite providers. **Joel Meyers** (Play-by-Play), **Antonio Daniels** (Color Analyst) and **Jennifer Hale** (Sideline Reporter) return to the broadcast team to provide viewers with an engaging viewership experience through their dynamic commentary, seamlessly blending insightful analysis with passionate enthusiasm. Included will be a live 30-minute pre and post-game show, as well as additional programming.

BSNO can be found locally on Cox (Channel 1038), AT&T U-Verse (Channel 1757), DirecTV (Channel 676-4) and Spectrum (Channel 810). Additionally, all Pelicans games will be available on Bally Sports+, a new streaming platform that will offer streaming of live Pelicans games on a direct-to-consumer basis within the Pelicans' local territory.



PELICANS 2023-24 HEAD-TO-HEAD WIN GRID:

	A T L	B K N	B O S	C H A	C H I	C L E	D A L	D E N	D E T	G S W	H O U	I N D	L A C	L A L	M E M	M I A	M I L	M I N	N Y K	O K C	O R L	P H I	P H X	P O R	S A C	S A S	T O R	U T A	W A S	T O T
W	1	1		2	1	2	1	1	1	2	1	2	1	2	2	1	1	2	2	1		2		1	4	3	2	2	2	39
L	1		1		2		2	2		1	2	1	1	2	2	1	1	2		1			1					2		25

RECENT REGULAR SEASON GAMES



New Orleans 116, Atlanta, 103
Pelicans High Scorer: Murphy III, 28
Pelicans High Rebounder: Valanciunas, 9
Pelicans High Assists: Ingram, 10

March 10, 2024 – State Farm Arena, Atlanta, GA
Hawks High Scorer: Bogdanović, 25
Hawks High Rebounder: Capela, 14
Hawks High Assists: Murray, 11

Score By Quarter	1	2	3	4	FINAL
Pelicans	26	27	27	36	116
Hawks	20	22	23	38	103

- The Pelicans outshot the Hawks, converting 43-of-75 (.573) from the floor and 14-of-27 (.519) from three-point range, while Atlanta only shot 38-of-91 (.418) from the field and 17-of-46 (.370) from behind the arc.
- The Pelicans blocked seven shots and notched eight steals, while the Hawks only swatted four blocks and posted six steals.
- The Pelicans turned the ball over 12 times leading to 18 points for the Hawks, while Atlanta only had 11 miscues that led to 21 points for New Orleans.
- New Orleans outscored Atlanta 56-38 in points in the paint and 18-15 in fast break points.
- Trey Murphy III led the way for the Pelicans, scoring a game-high 28 points, shooting 10-of-18 (.556) from the floor, including 6-of-13 (.462) from three-point distance. Murphy added seven boards and two assists in 30 minutes of play.



New Orleans 103, Philadelphia, 95
Pelicans High Scorer: Williamson, 23
Pelicans High Rebounder: Williamson, 12
Pelicans High Assists: Ingram, 5

March 8, 2024 – Wells Fargo Center, Philadelphia, PA
76ers High Scorer: Harris, 21
76ers High Rebounder: Reed, 11
76ers High Assists: Lowry, 7

Score By Quarter	1	2	3	4	FINAL
Pelicans	36	27	21	19	103
76ers	15	19	27	34	95

- In the first half, New Orleans outshot Philadelphia, converting 22-of-40 (.550) from the floor, 8-of-16 (.500) from three-point range and 11-of-12 (.917) from the free throw line, while the 76ers shot 13-of-45 (.289) from the field, 2-of-20 (.100) from behind the arc and 6-of-9 (.667) from the charity stripe. The Pelicans won the first half 63-34. The 76ers 34 first half points is the lowest point total for any half this season by Philadelphia.
- The Pelicans finished the game shooting 22-of-23 (.957) from the free throw line, while the 76ers only shot 16-of-20 (.800) from the charity stripe.
- New Orleans shot 11-of-31 (.355) from three-point range, while Philadelphia only converted 9-of-37 (.243) from three-point distance.
- Off the bench, Naji Marshall posted 19 points, shooting 7-of-8 (.875) from the floor, including a perfect 4-of-4 from three-point range. Marshall added four rebounds, one assist, a steal and a block in 18 minutes of action.
- The Pelicans have swept the season series 2-0 over the 76ers.



New Orleans 139, Toronto, 98
Pelicans High Scorer: Murphy III, 34
Pelicans High Rebounder: Valanciunas, 10
Pelicans High Assists: Williamson, 9

March 5, 2024 – Scotiabank Arena, Toronto, ON
Raptors High Scorer: Quickley, 17
Raptors High Rebounder: Quickley, 7
Raptors High Assists: Olynyk/Quickley, 7

Score By Quarter	1	2	3	4	FINAL
Pelicans	42	26	38	33	139
Raptors	28	17	31	22	98

- New Orleans outshot Toronto from all three spots on the floor, shooting 53-of-105 (.505) from the floor, 24-of-49 (.490) from three-point range and 9-of-11 (.818) from the free throw line, while the Raptors only converted 36-of-93 (.387) from the floor, 13-of-44 (.295) from behind the arc and 13-of-22 (.591) from the foul stripe.
- The Pelicans outrebounded the Raptors 62-45, including 17-11 on the offensive glass. This led to New Orleans outscoring Toronto 15-12 in second chance points.
- The Pelicans turned the ball over 11 times leading to just eight points for the Raptors, while Toronto had 12 miscues leading to 10 points for New Orleans.
- Trey Murphy III scored a season-high 34 points, shooting 11-of-17 (.647) from the floor, including 10-of-14 (.714) from three-point distance. His 10 made three-pointers ties a career-high. Murphy becomes the 7th player in NBA history to have two-plus games with at least 10 three-pointers made. He joins Steph Curry, Klay Thompson, Damian Lillard, J.R. Smith, James Harden and Zach LaVine. Additionally, Murphy is the 7th player in NBA history to have 10 threes in a game off the bench. Lastly, Murphy becomes the first player in franchise history with three games of nine-plus threes made and is also the only player in franchise history with multiple games of 10-plus threes made.

CLEVELAND CAVALIERS – 3/13/24

2023-24 SEASON COMPARISON

NOP	STATS	CLE
116.4 (13 th)	PPG	113.7 (18 th)
111.1 (8 th)	OPP PPG	109.7 (5 th)
.488 (8 th)	FG %	.479 (13 th)
.459 (5 th)	OPP FG %	.457 (4 th)
12.5 (16 th)	3PM	13.6 (7 th)
32.5 (23 rd)	3PA	37.3 (9 th)
.383 (5 th)	3PT%	.365 (17 th)
23.5 (8 th)	FTA	20.9 (25 th)
.767 (21 st)	FT%	.763 (23 rd)
44.7 (7 th)	RPG	44.3 (8 th)
27.1 (11 th)	APG	27.7 (10 th)
13.3 (12 th)	TOV	13.4 (16 th)
8.3 (3 rd)	SPG	7.5 (14 th)
5.0 (17 th)	BPG	4.9 (21 st)



ALL-TIME REG. SEASON SERIES HISTORY

	Record	2023-24
Overall Record	26-20	1-0
Home Record	17-5	0-0
Road Record	9-15	1-0
Overtime Record	1-1	--

ALL-TIME REGULAR SEASON SERIES FACTS VS. CLEVELAND

Current Streak	Won 1	Most Points Scored	140 points at NOP, 1/9/19
Current Home Streak	Lost 1	Most Points Allowed	124 points at NOP, 1/9/19
Current Road Streak	Won 1	Top Scorer All-Time (Pelicans)	38 points: Anthony Davis 1/9/19
Longest Win Streak	7 Wins	Top Scorer All-Time (Cavaliers)	49 points: Kyrie Irving, 1/23/17
Last Home Win	108-104, 12/28/21	Last Road Win	123-104, 12/21/23
Last Home Loss	107-118, 2/10/23	Last Road Loss	113-103, 1/16/23
Pelicans Biggest Win	133-98, 1/5/19 at CLE (35)	Pelicans Biggest Loss	109-87, 11/2/05 at CLE (22)

SCHEDULE

2023-2024 VS. CLEVELAND (1-0)

Date	Site	Score/Result
12/21/23	at CLE	123-104 (W)
3/13/24	at NOP	

2022-2023 VS. CLEVELAND (0-2)

Date	Site	Score/Result
1/16/23	at CLE	113-103 (L)
2/10/23	at NOP	107-118 (L)

CONNECTIONS

Pelicans **Executive Vice President of Basketball Operations David Griffin** was a member of Cleveland's front office from 2010-17, initially serving as the Cavaliers' Senior Vice President of Basketball Operations before being promoted to General Manager in 2014...Griffin helped guide Cleveland to three consecutive trips to the NBA Finals from 2015-17, winning the NBA Championship in 2016...Pelicans **General Manager Trajan Langdon** worked under Griffin in Cleveland, serving as Director of Player Administration and Basketball Operations during the 2015-16 season...Prior to his front office experience, Langdon was selected 11th overall by Cleveland in the 1999 NBA Draft, appearing in 119 games for the Cavaliers between 1999-2002...Cavaliers **C Jarrett Allen** played for Brooklyn when Pelicans **General Manager Trajan Langdon** served as the Nets' Assistant General Manager... Cleveland's Assistant Coach **Greg Buckner** and New Orleans' **Player Development Coach Corey Brewer** were teammates for one season with the Minnesota Timberwolves during the 2007-08 NBA season ...Cavaliers **G Ricky Rubio** played for the Phoenix Suns while Pelicans **Head Coach Willie Green** was the assistant coach on the staff...Cavaliers **G Ty Jerome** and Pelicans **G Trey Murphy III** played at Virginia...Pelicans **F Larry Nance Jr.** played for the Cavaliers from 2018-2021... Cavaliers **C Damian Jones** is from Baton Rouge, Louisiana... Jones played for Pelicans **Head Coach Willie Green** at the Warriors during the 2018-19 season, and briefly in Phoenix during the 2020-21 season...Cavaliers **G Sam Merrill** was originally drafted by the Pelicans in the 2nd round of the 2020 draft (60th overall)...Cavaliers **G Max Strus** and Pelicans **C Cody Zeller** were teammates on the Heat during the 2022-23 season... Cavaliers **C Tristan Thompson** played alongside Pelicans **F Larry Nance Jr.** on the Cavaliers from 2017-20.

NEXT OPPONENT – LA CLIPPERS – 3/15/24

2023-24 SEASON COMPARISON

NOP	STATS	LAC
116.4 (13 th)	PPG	117.2 (11 th)
111.1 (8 th)	OPP PPG	112.6 (10 th)
.488 (8 th)	FG %	.491 (6 th)
.459 (5 th)	OPP FG %	.468 (9 th)
12.5 (16 th)	3PM	13.0 (14 th)
32.5 (23 rd)	3PA	33.5 (17 th)
.383 (5 th)	3PT%	.387 (2 nd)
23.5 (8 th)	FTA	22.6 (13 th)
.767 (21 st)	FT%	.817 (4 th)
44.7 (7 th)	RPG	43.0 (20 th)
27.1 (11 th)	APG	25.9 (21 st)
13.3 (12 th)	TOV	13.0 (11 th)
8.3 (3 rd)	SPG	7.8 (7 th)
5.0 (17 th)	BPG	5.1 (15 th)



ALL-TIME REG. SEASON SERIES HISTORY

	Record	2023-24
Overall Record	42-32	2-1
Home Record	25-12	0-1
Road Record	17-20	2-0
Overtime Record	1-2	--

ALL-TIME REGULAR SEASON SERIES FACTS VS. LA CLIPPERS

Current Streak	Won 1	Most Points Scored	135 points at NOP, 3/14/21
Current Home Streak	Lost 1	Most Points Allowed	134 points at LAC, 11/24/19
Current Road Streak	Won 4	Top Scorer All-Time (Pelicans)	46 points: Anthony Davis 1/14/19
Longest Win Streak	14 Wins	Top Scorer All-Time (Clippers)	40 points: Kawhi Leonard, 1/4/23
Last Home Win	122-114, 4/1/23	Last Road Win	117-106, 2/7/24
Last Home Loss	95-111, 1/5/24	Last Road Loss	119-100, 4/3/22
Pelicans Biggest Win	112-84, 11/9/09 at LAC (28)	Pelicans Biggest Loss	108-76, 3/1/14 at LAC (32)

SCHEDULE

2023-2024 VS. LA CLIPPERS (2-1)

Date	Site	Score/Result
11/24/23	at LAC	116-106 (W)
1/5/24	at NOP	95-111 (L)
2/7/24	at LAC	117-106 (W)
3/15/24	at NOP	

2022-2023 VS. LA CLIPPERS (3-0)

Date	Site	Score/Result
10/30/22	at LAC	112-91 (W)
3/25/23	at LAC	131-110 (W)
4/1/23	at NOP	122-114 (W)

CONNECTIONS

Pelicans **Head Coach Willie Green** played two seasons with the LA Clippers from 2012-14 where he appeared in 127 games, and averaged 5.7 points, 1.4 rebounds and 0.8 assists...Pelicans **Assistant Coach Jarron Collins** played for the Clippers during the 2010-11 season...Clippers **Head Coach Tyrone Lue** served as the head coach of the Cleveland Cavaliers when the team won the 2016 NBA Championship, when Pelicans **Executive Vice President of Basketball Operations David Griffin** was the Vice President of Basketball Operations for the Cavs... McCollum and Clippers **C Mason Plumlee** were teammates on the Portland Trail Blazers during the 2015-16 season and briefly during the 2016-17 season...Plumlee played under Pelicans **Assistant Coach James Borrego** for the Charlotte Hornets during the 2021-22 season...Clippers **C Ivica Zubac** was teammates with Pelicans **F Brandon Ingram** on the Lakers from 2016-19 and **F Larry Nance Jr.** during the 2017-18 season...Pelicans **Assistant Coaches Fred Vinson** and **Casey Hill** held the same position with the Clippers from 2007-10 and 2018-19, respectively...Additionally, Hill served as Head Coach of the Clippers' G League affiliate, the Agua Caliente Clippers, during the 2017-18 season...Clippers **F Paul George** and **G Russell Westbrook** and Pelicans **Player Development Coach Corey Brewer** were teammates on the Oklahoma City Thunder during the 2018-19 season...Brewer and Clippers **G James Harden** played together at the Houston Rockets from 2014-17 ... Pelicans **General Manager Trajan Langdon** was a part of the San Antonio's Spurs front office from 2012-15 and crossed paths with Clippers **F Kawhi Leonard** during his time with the Spurs...Pelicans **C Jonas Valanciunas** and Clippers **G Norman Powell** were teammates on the Toronto Raptors from 2015-19...Additionally, Powell played for the Portland Trail Blazers alongside Pelicans **G CJ McCollum** and **F Larry Nance Jr.** throughout the 2020-22 seasons... Pelicans **C Jonas Valanciunas** and Clippers **F Kawhi Leonard** were teammates on the Toronto Raptors during the 2018-19 season... Valanciunas was teammates with Clippers **F P.J. Tucker** on the Toronto Raptors during the 2016-17 season...Pelicans Assistant Coach James Borrego served as an assistant coach for the Spurs from 2015-18 while Clippers **F Kawhi Leonard** played for the team.

2023-24 PELICANS BY THE NUMBERS

PELICANS LEADERS *(leaders include ties)*

Player	10+ Pts	20+ Pts	30+ Pts	10+ Rbs	10+ Asts	10+ Blks	Double-Doubles	Triple-Doubles	High Pts	High Rbs	High Asts	High Stls	High Blks
Alvarado	9											12	6
Daniels	10			1	1		1			4	3	16	9
Hawkins	22	5	2						4			4	3
Ingram	54	32	10	2	3		3	1	21	7	36	8	13
Jones	33	3		1					2	2	3	22	17
Lewis Jr.	1											1	1
Liddell												1	1
Marshall	17									2	2	6	5
McCollum	44	21	3	1			1		10	2	11	10	16
Murphy III	28	7	1	1					6		1	7	9
Nance Jr.	8			1			1			4		12	5
Robinson-Earl	3									1		4	
Ryan	7	1											
Seabron													
Valančiūnas	47	9		33			31		6	48	4	3	23
Williamson	52	35	8	6	3		9		20	5	16	13	12
Zeller											1		2
TOTALS	335	113	24	46	7		44	1					

2023-24 DOUBLE-DOUBLE BREAKDOWN

Double-Doubles*				Triple-Doubles	
Player	Point/Assist (Career Total)	Point/Rebound (Career Total)	20/10	Point/Rebound/Assist (Career Total)	Point/Rebound/Block
Alvarado	(1)				
Daniels		1 (1)			
Ingram	2 (13)	1 (27)	2	1 (3)	
Jones		(1)			
Marshall		(4)			
McCollum	(13)	1 (9)	1	(1)	
Murphy III		(1)			
Nance Jr.		1 (60)			
Robinson-Earl		(4)			
Valančiūnas	(1)	31 (360)	7	(1)	
Williamson	3 (3)	6 (27)	7		
Zeller		(37)			

* Includes triple-doubles

LEADERS OF THE POD – 2023-24 TEAM LEADERS

CATEGORY	PLAYER	TOTAL
Points	Brandon Ingram	1239
Rebounds	Jonas Valančiūnas	608
Off. Rebounds	Jonas Valančiūnas	164
Assists	Brandon Ingram	340
Steals	Herb Jones	76
Blocks	Jonas Valančiūnas	65
3PM	CJ McCollum	159
FTM	Zion Williamson	246
FTA	Zion Williamson	354

2023-24 GAMES MISSED

PLAYER	REASON	GAMES MISSED	W/L
Jose Alvarado	Right Ankle; Sprain	14 (10/25-11/18, 12/1)	7-7
	Non-Covid Illness	1 (1/7)	1-0
	League Suspension	3 (2/25-2/28)	1-2
Izaiah Brockington	G League Assignment	1 (3/10)	1-0
Jalen Crutcher	G League Assignment	3 (2/22-2/23, 3/1)	2-1
Dyson Daniels	Left Knee; Soreness	2 (2/10-2/12)	2-0
	Left Knee; Meniscus Tear	12 (2/14-3/10)	9-3
Kaiser Gates	Inactive; Coach's Decision	3 (10/28, 11/1-11/2)	3-0
Jordan Hawkins	G League Assignment	1 (12/28)	1-0
Malcolm Hill	Inactive; Coach's Decision	1 (1/29)	0-1
	G League Assignment	2 (2/2-2/5)	2-0
	Two-Way Transfer	8 (2/22-2/23, 2/27-3/10)	6-2
Brandon Ingram	Right Knee; Soreness	3 (10/30-11/2)	2-1
	Right Achilles; Soreness	1 (1/13)	1-0
	Non-Covid Illness	2 (2/22-2/23)	1-1
Herb Jones	Right Fibula; Contusion	3 (11/8-11/12)	0-3
	Right Adductor; Soreness	2 (1/31-2/2)	2-0
Kira Lewis Jr.	G League Assignment	9 (12/15-12/21, 1/5-1/12, 1/15)	5-4
E.J. Liddell	G League Assignment	28 (11/10-11/20, 12/26-1/3, 1/15-1/23, 2/2-2/10, 2/22-2/23, 2/27-3/10)	19-9
	Inactive; Coach's Decision	17 (11/22-12/23, 1/5)	10-7
Naji Marshall	Right Knee; Contusion	9 (10/25-11/10)	4-5
	Low Back; Spasm	2 (2/7-2/9)	1-1
	League Suspension	1 (2/25)	0-1
CJ McCollum	Right Lung; Small Pneumothorax	12 (11/6-11/27)	5-7
	Rest	1 (12/2)	0-1
	Right Ankle; Sprain	1 (1/13)	1-0
	Left Ankle; Sprain	2 (2/25-2/28)	1-1
Trey Murphy III	Left Knee; Partial Meniscectomy	19 (10/25-11/29)	10-9
	Rest	1 (12/2)	0-1
	Left Knee; Soreness	4 (12/31-1/3, 1/13)	4-0
Larry Nance Jr.	Right Rib; Fracture	16 (11/14-11/20, 12/1-12/26)	10-6
	Non-Covid Illness	1 (11/29)	1-0
	Left Ankle; Soreness	1 (2/2)	1-0
Jeremiah Robinson-Earl	Inactive; Coach's Decision	9 (11/4-11/6, 12/1, 1/12, 1/15-1/23, 2/5)	4-5
	Non-Covid Illness	1 (1/3)	1-0
Matt Ryan	Right Calf; Strain	7 (11/20-12/1)	5-2
	Right Elbow; Soreness	4 (12/2-12/11)	2-2
	Right Elbow; Strain	1 (12/13)	1-0
	Right Elbow; Surgery	19 (12/15-1/23)	12-7
	Two-Way Transfer	2 (1/26-1/27)	0-2
	Inactive; Coach's Decision	4 (1/29, 2/5-2/9)	2-2
Dereon Seabron	Inactive; Coach's Decision	17 (10/25-11/1, 11/4, 11/17, 12/4-7, 12/19-1/3, 2/25)	10-7
	Two-Way Transfer	38 (11/18-12/1, 12/11-17, 1/5-2/23, 3/1-10)	26-12
Zion Williamson	Rest	4 (11/2, 11/18, 11/25, 1/13)	2-2
	Personal	1 (11/8)	0-1
	Left Ankle; Sprain	1 (12/13)	1-0
	Non-Covid Illness	1 (12/21)	1-0
	Right Quad; Contusion	1 (1/7)	1-0
	Left Foot; Bone Contusion	3 (1/26, 1/31, 2/10)	2-1
Cody Zeller	Right Ankle; Sprain	2 (12/21-12/23)	1-1
	Left Knee; Soreness	2 (2/10-2/12)	2-0
	Left Knee; Contusion	1 (2/14)	1-0
TOTAL GAMES MISSED		302	
TOTAL GAMES MISSED (INJURY/ILLNESS ONLY)		148	

PLAYER	GAMES INACTIVE	GAMES DNP-CD	GAMES DND Injury/Illness	GAMES NWT Injury/Illness	GAMES NWT Personal	League Suspension
Alvarado	13	3	2			3
Brockington	1	1				
Crutcher	3	2				
Daniels	12					
Gates	3	1				
Hawkins	1	8				
Hill	11	3				
Ingram	5		1			
Jones	5					
Lewis Jr.	9	18				
Liddell	45	11				
Marshall	10		1			1
McCollum	16					
Murphy III	24	1	1			
Nance Jr.	17		1			
Robinson-Earl	9	20	1			
Ryan	37	8				
Seabron	55	3				
Valančiūnas						
Williamson	5		4	1	1	
Zeller	3	19	2			

2023-24 STARTING LINEUPS (MOST RECENT IN BOLD)

Games Total (Game #)	GUARD (1)	GUARD (2)	FORWARD (3)	FORWARD (4)	CENTER (5)	W-L	PCT.
36 (1-2, 6, 19-20, 22-24, 26-28, 30-36, 38-39, 41-44, 46-47, 50-52, 54-55, 60-64)	McCollum	Jones	Ingram	Williamson	Valančiūnas	23-13	.639
2 (3-4)	McCollum	Hawkins	Jones	Williamson	Valančiūnas	1-1	.500
1 (5)	McCollum	Hawkins	Ryan	Jones	Valančiūnas	1-0	1.000
1 (7)	Hawkins	Jones	Ingram	Williamson	Valančiūnas	0-1	.000
1 (8)	Daniels	Hawkins	Ingram	Robinson-Earl	Valančiūnas	0-1	.000
2 (9-10)	Daniels	Hawkins	Ingram	Williamson	Valančiūnas	0-2	.000
7 (11-12, 14-16, 18, 21)	Daniels	Jones	Ingram	Williamson	Valančiūnas	5-2	.714
2 (13, 17)	Daniels	Hawkins	Jones	Ingram	Valančiūnas	0-2	.000
1 (25)	McCollum	Daniels	Jones	Ingram	Valančiūnas	1-0	1.000
4 (29, 37, 45, 53)	McCollum	Jones	Ingram	Murphy III	Valančiūnas	3-1	.750
1 (40)	Daniels	Hawkins	Jones	Marshall	Valančiūnas	1-0	1.000
1 (48)	McCollum	Daniels	Ingram	Murphy III	Valančiūnas	1-0	1.000
1 (49)	McCollum	Murphy III	Ingram	Williamson	Valančiūnas	1-0	1.000
2 (56-57)	McCollum	Jones	Murphy III	Williamson	Valančiūnas	1-1	.500
2 (58-59)	Jones	Murphy III	Ingram	Williamson	Valančiūnas	1-1	.500

2023-24 PELICANS RECORD WHEN...

CATEGORY	H	R	O	CATEGORY	H	R	O	CATEGORY	H	R	O
LEAD AFTER Q1	16-3	16-6	32-9	TRAIL AFTER Q1	1-8	5-7	6-15	TIED AFTER Q1	1-1	0-0	1-1
LEAD AFTER Q2	18-6	18-4	36-10	TRAIL AFTER Q2	0-5	3-8	3-13	TIED AFTER Q2	0-1	0-1	0-2
LEAD AFTER Q3	18-5	19-4	37-9	TRAIL AFTER Q3	0-7	0-8	0-15	TIED AFTER Q3	0-0	2-1	2-1
OUTSHOOT OPP.	18-3	19-3	37-6	OUTSHOT BY OPP.	0-8	2-9	2-17	TIED AFTER Q4	0-1	0-0	0-1
OUTREBOUND OPP.	10-4	19-3	29-7	OUTREBOUNDED BY OPP.	7-7	2-9	9-16	FG% TIED	0-1	0-0	0-1
OUTSHOOT/OUTREBOUND OPP.	10-2	17-2	27-4	OUTSHOT/OUTREBOUNDED BY OPP.	0-6	0-8	0-14	REBOUNDS TIED	1-1	0-1	1-2
MORE ASSISTS	12-3	13-1	25-4	MORE ASSISTS BY OPP.	4-7	6-11	10-18	ASSISTS TIED	2-2	2-1	4-3
MORE FT ATT.	11-5	15-7	26-12	MORE FT ATT. BY OPP.	6-6	5-6	11-12	FT ATT. TIED	1-1	1-0	2-1
MORE 3FG MADE	10-2	11-0	21-2	MORE 3FG MADE BY OPP.	7-10	7-13	14-23	3FG MADE TIED	1-0	3-0	4-0
MORE TURNOVERS	3-6	11-5	14-11	MORE TURNOVERS BY OPP.	12-6	9-7	21-13	TURNOVERS TIED	3-0	1-1	4-1
MORE PTS IN PAINT	11-6	13-6	24-12	MORE PTS IN PAINT BY OPP.	5-5	8-7	12-12	PTS IN PAINT TIED	2-1	1-0	3-1
MORE 2 ND CHANCE PTS	9-6	16-4	25-10	MORE 2 ND CHANCE PTS BY OPP.	9-6	4-9	13-15	2 ND CHANCE PTS TIED	0-0	1-0	1-0
MORE FB PTS	13-4	14-4	27-8	MORE FB PTS BY OPP.	4-8	7-9	11-17	FB PTS TIED	0-0	0-0	0-0
MORE PTS OFF TOs	16-6	12-6	28-12	MORE PTS OFF TOs BY OPP.	1-5	9-7	10-12	PTS OFF TOs TIED	1-1	0-0	1-1
MORE BENCH PTS	6-5	11-5	17-10	MORE BENCH PTS BY OPP.	12-5	9-8	21-13	BENCH PTS TIED	0-2	1-0	1-2
SHOOT UNDER 40%	0-3	1-2	1-5	OPP. SHOOTS UNDER 40%	3-0	3-0	6-0	1 ST GAME OF B2B	4-1	3-2	7-3
SHOOT 40-49%	6-7	8-5	14-12	OPP. SHOOTS 40-49%	14-9	17-5	31-14	2 ND GAME OF B2B	1-2	3-4	4-6
SHOOT 50-59%	12-2	11-6	23-8	OPP. SHOOTS 50-59%	1-3	1-8	2-11	1 DAY REST	10-8	13-8	23-16
SHOOT >60%	0-0	1-0	1-0	OPP. SHOOTS >60%	0-0	0-0	0-0	2 DAYS REST	4-2	2-1	6-3
GRAB 50+ RBS	5-2	7-0	12-2	OPP. GRAB 50+ RBS	2-4	1-3	3-7	3+ DAYS REST	3-0	2-0	5-0
GRAB 40+ RBS	14-9	18-9	32-18	OPP. GRAB 40+ RBS	11-11	7-12	18-23	ON NAT'L TV (ABC/ESPN/TNT)	0-1	4-3	4-4
GRAB <40 RBS	4-3	3-4	7-7	OPP. GRAB <40 RBS	7-1	14-1	21-2	10+ 3FG MADE	16-8	19-6	35-14
HAND OUT 25+ ASTS	15-4	14-5	29-9	OPP. HANDS OUT 25+ ASTS	16-7	10-10	26-17	OPP. 10+ 3FG MADE	17-11	17-13	34-24
SCORE BELOW 80	0-0	0-0	0-0	OPP. SCORE BELOW 80	0-0	0-0	0-0	OPP. <20 FGM IN PAINT	3-0	5-2	8-2
SCORE 80-89	0-1	0-1	0-2	OPP. SCORE 80-89	2-0	2-0	4-0	BEFORE ALL-STAR	16-10	17-12	33-22
SCORE 90-99	1-2	2-0	3-2	OPP. SCORE 90-99	1-0	4-0	5-0	AFTER ALL-STAR	2-2	4-1	6-3
SCORE 100+	17-9	19-12	36-21	OPP. SCORE 100+	15-12	15-13	30-25	AFTER TRADE DEADLINE	3-2	6-2	9-4
SCORE 110+	16-4	18-9	34-13	OPP. SCORE 110+	9-9	4-11	13-20	2 PLAYERS w/ 10+ RBS	1-2	3-1	4-3
SCORE 120+	13-2	7-2	20-4	OPP. SCORE 120+	2-5	1-9	3-14	2 PLAYERS w/ DBL-DBL	1-3	2-0	3-3
SCORE 130+	5-0	5-0	10-0	OPP. SCORE 130+	0-2	0-4	0-6	3 PLAYERS SCORE 20+ PTS	7-0	3-2	10-2
IN OCTOBER	1-1	1-0	2-1	ON SUNDAY	1-2	3-0	4-2	PLAYER SCORES 14+ BENCH PTS	6-5	10-5	16-10
IN NOVEMBER	6-3	2-5	8-8	ON MONDAY	3-1	2-4	5-5	GAMES DECIDED BY 3≤ PTS	0-4	1-2	1-6
IN DECEMBER	4-3	5-2	9-5	ON TUESDAY	3-2	2-0	5-2	GAMES DECIDED BY 4-5 PTS	2-0	2-2	4-2
IN JANUARY	3-3	5-4	8-7	ON WEDNESDAY	4-0	7-2	11-2	GAMES DECIDED BY 6-10 PTS	5-1	7-3	12-4
IN FEBRUARY	3-2	5-2	8-4	ON THURSDAY	3-0	1-1	4-1	GAMES DECIDED BY 11-19 PTS	2-5	5-3	7-8
IN MARCH	1-0	3-0	4-0	ON FRIDAY	3-4	4-3	7-7	GAMES DECIDED BY 20+ PTS	9-2	6-3	15-5
IN APRIL	0-0	0-0	0-0	ON SATURDAY	1-3	2-3	3-6	IN ASSOC. UNIFORMS (WHITE)	3-2	6-6	9-8
BI/CJ/Z COMBINE FOR 65+	7-1	4-4	11-5	McCOLLUM SCORES 20+ PTS	10-0	9-2	19-2	IN ICON ED. UNIFORMS (BLUE)	4-0	4-4	8-4
JV GRABS 10+ RBS	9-9	10-5	19-14	INGRAM SCORES 25+ PTS	8-2	6-6	14-8	IN STATEMENT ED. UNIFORMS (RED)	5-3	9-2	14-5
INGRAM HAS 6+ ASTS	10-5	12-7	22-12	ZION SCORES 25+ PTS	8-3	4-6	12-9	IN CITY ED. UNIFORMS	6-7	2-1	8-8

2023-24 NEW ORLEANS PELICANS TEAM HIGHS & LOWS

	Highs					Lows			
Total Points	153*	vs.	Utah	23-Jan	83	vs.	Oklahoma City	26-Jan	
Field Goals Made	60*	vs.	Utah	23-Jan	32		Twice		
Field Goals Att.	105	at	Toronto	5-Mar	75		Twice		
Field Goal %	.610	at	Sacramento	7-Jan	.358	at	L.A. Lakers	7-Dec	
3-Pt. Field Goals Made	25*	vs.	Charlotte	17-Jan	7		6 Times		
3-Pt. Field Goals Att.	49	at	Toronto	5-Mar	22	at	Utah	27-Nov	
Free Throws Made	33	vs.	Detroit	2-Nov	7	vs.	New York	28-Oct	
Free Throws Att.	41	at	Dallas	15-Jan	13		3 Times		
Free Throw %	1.000	vs.	Toronto	5-Feb	.438	vs.	New York	28-Oct	
Offensive Rebounds	22	at	Oklahoma City	1-Nov	4		3 Times		
Defensive Rebounds	45		3 Times		25	vs.	Golden State	30-Oct	
Total Rebounds	62	at	Toronto	5-Mar	35		3 Times		
Assists	41*	vs.	Utah	23-Jan	12	at	Houston	10-Nov	
Steals	17	vs.	Dallas	14-Nov	2		3 Times		
Turnovers	21		Twice		7	vs.	Toronto	5-Feb	
Blocked Shots	11	at	Philadelphia	8-Mar	1		3 Times		
Bench Points	73	at	Toronto	5-Mar	7	at	Houston	10-Nov	
1 st Quarter Points	48*	at	Golden State	10-Jan	14	at	Oklahoma City	1-Nov	
2 nd Quarter Points	47*	at	Washington	13-Dec	15	vs.	LA Clippers	5-Jan	
3 rd Quarter Points	44		Twice		17		Twice		
4 th Quarter Points	41		Twice		10	at	Memphis	12-Feb	
1 st Half Points	77		Twice		41	vs.	Oklahoma City	26-Jan	
2 nd Half Points	85*	at	San Antonio	17-Dec	35		Twice		
2 nd Half w/ OT Points	67^	vs.	Memphis	26-Dec					
Overtime Period Points	12^	vs.	Memphis	26-Dec					

*Franchise Record

Ties Franchise Record

^ Overtime Game

2023-24 OPPONENTS TEAM HIGHS & LOWS

	Highs					Lows			
Total Points	141	at	Milwaukee	27-Jan	84	at	Portland	10-Feb	
Field Goals Made	51		3 Times		31	at	New York	27-Feb	
Field Goals Att.	102		Twice		76		Twice		
Field Goal %	.560	at	Milwaukee	27-Jan	.357	vs.	Brooklyn	2-Jan	
3-Pt. Field Goals Made	21	vs.	Washington	14-Feb	6	at	Portland	10-Feb	
3-Pt. Field Goals Att.	53	vs.	Dallas	12-Nov	21	at	Portland	10-Feb	
Free Throws Made	29		Twice		4	vs.	Brooklyn	2-Jan	
Free Throws Att.	35		3 Times		8		3 Times		
Free Throw %	1.000	at	Indiana	28-Feb	.500		Twice		
Offensive Rebounds	21	vs.	Golden State	30-Oct	3		Twice		
Defensive Rebounds	48	at	L.A. Lakers	7-Dec	17	at	Sacramento	7-Jan	
Total Rebounds	64	vs.	Golden State	30-Oct	25	at	Sacramento	7-Jan	
Assists	37		Twice		18	at	Charlotte	15-Dec	
Steals	12		Twice		3	vs.	Sacramento	22-Nov	
Turnovers	24		Twice		5	at	Houston	31-Jan	
Blocked Shots	17^	vs.	Memphis	26-Dec	0		Twice		
Bench Points	61	at	Sacramento	7-Jan	9	at	Charlotte	15-Dec	
1 st Quarter Points	41	vs.	Phoenix	19-Jan	12	vs.	New York	28-Oct	
2 nd Quarter Points	51	at	L.A. Lakers	9-Feb	14	vs.	Utah	28-Dec	
3 rd Quarter Points	43	at	L.A. Lakers	7-Dec	14	at	Sacramento	7-Jan	
4 th Quarter Points	38		Twice		14	at	Memphis	12-Feb	
1 st Half Points	87	at	L.A. Lakers	9-Feb	34		Twice		
2 nd Half Points	75	at	Denver	6-Nov	40		Twice		
2 nd Half w/ OT Points	73^	vs.	Memphis	26-Dec					
Overtime Period Points	13^	vs.	Memphis	26-Dec					

*Franchise Record

Ties Franchise Record

^ Overtime Game

2023-24 INDIVIDUAL HIGHS

New Orleans Pelicans

Total Points	41	Brandon Ingram	vs. TOR	5-Feb
Points in a Half	26	Brandon Ingram (1 st)	at WAS	13-Dec
Points in a Quarter	20	Brandon Ingram (3 rd)	vs. TOR	5-Feb
Bench Points	34	Trey Murphy III	at TOR	5-Mar
Minutes	41:51	Brandon Ingram^	vs. MEM	26-Dec
Field Goals Made	16	Brandon Ingram	vs. TOR	5-Feb
Field Goals Attempted	25	Ingram/Williamson	Twice	
3-Point Field Goals Made	10	Trey Murphy III	at TOR	5-Mar
3-Point Field Goals Attempted	14	Jordan Hawkins/Trey Murphy III	Twice	
Free Throws Made	13	Brandon Ingram	at IND	28-Feb
Free Throws Attempted	13	Ingram/Williamson	Twice	
Offensive Rebounds	8	Jonas Valančiūnas	vs. TOR	5-Feb
Defensive Rebounds	15	Jonas Valančiūnas	at WAS	13-Dec
Total Rebounds	18	Jonas Valančiūnas	at WAS	13-Dec
Assists	11	Ingram/Williamson(2x)	3 Times	
Steals	7	Herb Jones	vs. HOU	22-Feb
Turnovers	9	Brandon Ingram	Twice	
Blocked Shots	4	Ingram/Jones/Valančiūnas	3 Times	

Opponents

Total Points	52	Devin Booker	vs. PHX	19-Dec
Points in a Half	32	Devin Booker (1 st)	vs. PHX	19-Dec
Points in a Quarter	25	Devin Booker (1 st)	vs. PHX	19-Dec
Bench Points	25	Christian Braun	vs. DEN	17-Nov
Minutes	41:24	Kyrie Irving	at DAL	15-Jan
Field Goals Made	18	Devin Booker	vs. PHX	19-Dec
Field Goals Attempted	30	Paul George/Devin Booker	Twice	
3-Point Field Goals Made	9	Tim Hardaway Jr.	at DAL	15-Jan
3-Point Field Goals Attempted	18	Donte DiVincenzo	at NYK	27-Feb
Free Throws Made	14	Alperen Şengün	vs. HOU	23-Dec
Free Throws Attempted	17	Alperen Şengün	vs. HOU	23-Dec
Offensive Rebounds	10	Mitchell Robinson	vs. NYK	28-Oct
Defensive Rebounds	16	Rudy Gobert	at MIN	8-Nov
Total Rebounds	21	Rudy Gobert	at MIN	8-Nov
Assists	18	Nikola Jokić	vs. DEN	17-Nov
Steals	5	Marcus Smart^	vs. MEM	26-Dec
Turnovers	8	Julius Randle/Luka Dončić	Twice	
Blocked Shots	5	X. Tillman^/J. Jackson Jr./A. Davis	3 Times	

Ties Franchise Record

* Franchise Record

^Overtime Game

AN INDIVIDUAL...

Had 30+ points:

NOP: 34, Trey Murphy III, at Toronto, 3/5/24
OPP: 43, Deni Avdija, vs. Washington, 2/14/24

Had 40+ points:

NOP: 41, Brandon Ingram, vs. Toronto, 2/5/24
OPP: 43, Deni Avdija, vs. Washington, 2/14/24

Had 50+ points:

NOP: 53, Anthony Davis, vs. Phoenix, 2/26/18
OPP: 52, Devin Booker, vs. Phoenix, 1/19/24

Had 15+ rebounds:

NOP: 17, Jonas Valančiūnas, vs. Chicago, 2/25/24
OPP: 15, Deni Avdija, vs. Washington, 2/14/24

Had 20+ rebounds:

NOP: 21, Jonas Valančiūnas, at Portland, 3/27/23
OPP: 21, Rudy Gobert, at Minnesota, 11/8/23

Had 25+ rebounds:

NOP: 26, Anthony Davis, at Brooklyn, 1/2/19
OPP: 27, Karl-Anthony Towns, at Minnesota, 1/12/19

Had 15+ assists:

NOP: 17, Lonzo Ball, at Portland, 3/16/21
OPP: 15, Tyus Jones, vs. Washington, 2/14/24

Had 20+ assists:

NOP: 25, Rajon Rondo, vs. Brooklyn, 12/27/17
OPP: 20, Chris Paul, at L.A. Clippers, 12/10/16

Had 10+ blocks:

NOP: 10, Anthony Davis, vs. Utah, 3/11/18
OPP: 11, Roy Hibbert, at Indiana, 11/21/12

Had 5+ steals:

NOP: 7, Herb Jones, vs. Houston, 2/22/24
OPP: 5, Marcus Smart, vs. Memphis (OT), 12/26/23

Made 15+ field goals:

NOP: 15, Zion Williamson, vs. Washington, 2/14/24
OPP: 18, Devin Booker, vs. Phoenix, 1/19/24

Made 20+ field goals:

NOP: 20, Julius Randle, vs. Portland, 3/15/19
OPP: 20, Giannis Antetokounmpo, at Milwaukee, 1/29/23

Made 5+ three-pointers:

NOP: 6, Trey Murphy III, at Atlanta, 3/10/24
OPP: 7, Bogdan Bogdanovic, at Atlanta, 3/10/24

Made 15+ free throws:

NOP: 16, Brandon Ingram, vs. Utah, 1/16/20 (OT)
OPP: 15, Damian Lillard, at Portland, 3/1/23

Made 20+ free throws:

NOP: 20, Anthony Davis, vs. Denver, 11/17/18
OPP: ---

Had a triple-double:

NOP: Brandon Ingram, vs. Charlotte, (28 points, 10 rebounds, 10 assists), 1/17/24
OPP: Nikola Jokić, at Denver, (27 points, 10 rebounds, 14 assists), 1/12/24

Had a 20/20 game:

NOP: Jonas Valančiūnas, at Minnesota (22 points, 23 rebounds), 10/25/21
OPP: Karl-Anthony Towns, at Minnesota (27 points, 27 rebounds), 1/12/19

A TEAM...

Scored 120+ points:

NOP: 139, at Toronto, (W, 139-98), 3/5/24
OPP: 123, at Indiana, (L, 114-123), 2/28/24

Scored 130+ points:

NOP: 139, at Toronto, (W, 139-98), 3/5/24
OPP: 139, at L.A. Lakers, (L, 122-139), 2/9/24

Scored 140+ points:

NOP: 153, vs. Utah, (W, 153-124), 1/23/24
OPP: 141, at Milwaukee, (L, 117-141), 1/27/24

Scored 150+ points:

NOP: 153, vs. Utah, (W, 153-124), 1/23/24
OPP: ---

Shot .600+ from the field:

NOP: .610 (50-of-82), at Sacramento, 1/7/24
OPP: .687 (57-of-83), vs. Dallas, 12/1/21

Won by 20+ points:

NOP: 41, at Toronto, (W, 139-98), 3/5/24
OPP: 24, vs. Oklahoma City, (L, 83-107), 1/26/24

Won by 30+ points:

NOP: 41, at Toronto, (W, 139-98), 3/5/24
OPP: 44, at Los Angeles Lakers, (L, 133-89), 12/7/23

Won by 40+ points:

NOP: 41, at Toronto, (W, 139-98), 3/5/24
OPP: 44, at Los Angeles Lakers, (L, 133-89), 12/7/23

Failed to make a three-pointer:

NOP: (0-9) vs. Portland (L, 84-77), 1/16/12
OPP: (0-3) vs. Charlotte (W, 73-71), 3/12/12

Overtime win:

NOP: 138-131 (OT), vs. Memphis, 4/5/23
OPP: 115-116 (OT), vs. Memphis, 12/26/23

Double-Overtime win:

NOP: 138-128 (2OT), at Brooklyn, 2/10/18
OPP: 108-110 (2OT), vs. Memphis, 12/5/16

Pelicans (single-season) ...

Won 5 straight: 3/19/23-3/27/23 (5)
Won 10 straight: 2/10/18-3/7/18 (10)
Won 5 straight at home: 11/20/23-12/11/23 (5)
Won 10 straight at home: 2/27/08-4/6/08 (11)
Won 15 straight at home: ---
Won 5 straight on the road: 12/13/23-1/10/24 (7)
Won 10 straight on the road: ---
Lost 5 straight: 11/5/23-11/12/23 (5)
Lost 10 straight: 1/16/23-2/2/23 (10)
Lost 5 straight at home: 1/6/22-1/28/23 (5)
Lost 5 straight on the road: 1/16/23-2/2/23 (6)

HOT Start: Below is a breakdown of the NBA's first half statistics and league rankings from this season and where the Pelicans rank amongst the NBA in the first half.

Category	Points	FG%	3P%	Rebounds	Assists	Steals	Plus/Minus
	59.9	50.1%	40.6%	23.2	14.5	4.3	6.0
NBA Rank	8 th	5 th	1 st	5 th	10 th	1 st	2 nd

Rated P for Pelicans: Below is a breakdown of advance rating stats from this season and where the Pelicans rank amongst the NBA.

Category	Offensive Rating	Defensive Rating	Net Rating
	117.2	111.7	5.5
NBA Rank	8 th	6 th	4 th

Pesky Pels: The Pelicans have been causing havoc on the defensive end of the ball this season.

- New Orleans is **ranked 2nd** in steals per game (8.3) and **are ranked 7th in the NBA** in deflections per game (15.2), which has led the Pelicans to be **ranked 5th in the NBA** in points off of turnovers, averaging 17.6 per game.
- Additionally, the Pelicans are **ranked 6th in the NBA** in loose balls recovered per game with 5.7 per game.
- Lastly, New Orleans is **ranked 11th in the NBA** in total charges drawn with 29 on the season and are **ranked 2nd** in contested three-point shots, averaging 19.5 per game.

BIG 3: Below is a season comparison of when the Pelicans' big three is on the court together. When Brandon Ingram, CJ McCollum and Zion Williamson are all on the floor at the same time they have posted the following stats from last season and this season.

Season	GP	PPG	APG	RPG	FG%	3PT%	FT%	Minutes	+/-
2023-24	37	41.4	10.3	15.4	50.0%	35.9%	74.5%	636	-0.4
2022-23	10	44.0	9.1	17.3	51.1%	34.6%	74.8%	172	6.0

Baby Bird: Rookie guard Jordan Hawkins has been lighting it up early for the Pelicans. Below is a look at where Hawkins ranks among all **NBA rookies this season:**

	PPG	3FG% (min. 5 3PA)	3PM	3PA	MPG
Jordan Hawkins Stats Per Game	9.1	37.0%	1.9	5.1	19.5
Ranked Among NBA Rookies	11 th	2 nd	3 rd	3 rd	15 th

Consecutive 3's: Pelicans rookie Jordan Hawkins made at least one three-pointer in 21 consecutive games to start his NBA career. This is the **most consecutive games sinking a three-pointer to start a player's career in NBA history.** Below is a look at who Hawkins surpassed:

Player (Team)	Year	3PM
Jordan Hawkins (NOP)	2023	21
Damian Lillard (POR)	2012	20
Rudy Fernández (POR)	2008	20
Chris Duarte (IND)	2021	14
Dion Waiters (CLE)	2012	13

Historical Hawk: On 11/6 at DEN, rookie Jordan Hawkins exploded for 31 points, shooting 10-of-19 (.526) from the field and 7-of-14 (.500) from three-point range.

- Jordan Hawkins became the **sixth New Orleans rookie** to record a 30-point game joining: Zion Williamson (3x), Marcus Thornton (3x), Darren Collison (2x), Trey Murphy III and J.R. Smith.
- Additionally, Hawkins tied Trey Murphy's **franchise rookie record** with seven three-pointers in a single game.
- Lastly, Hawkins' seven three pointers helped him reach 20 three-pointers made the first seven career games played. He is now tied for 1st in most three-pointers made in the first seven games of a career. Below is a look at the all-time leaderboard for most three's made in the first seven games of a career:

Player (Team)	Year	3PM
Jordan Hawkins (NOP)	2023	20
Lauri Markkanen (UTA)	2017	20
Saddiq Bey (ATL)	2020	19
Luka Dončić (DAL)	2018	19
Bennedict Mathurin (IND)	2022	19

Hawkeye: On 11/14 vs. DAL, rookie Jordan Hawkins sunk 5-of-9 (.556) from three-point range. His five made threes helped him become the **only player in NBA history** to sink 32 three-pointers in the first 11 games of their career. Below is a look at the all-time leaderboard for most three's made in the first 11 games of a player's career:

Player (Team)	Year	3PM
Jordan Hawkins (NOP)	2023	32
Bennedict Mathurin (IND)	2022	31
Luka Dončić (DAL)	2018	29
Brandon Jennings (MIL)	2009	28

PELICANS CAREER MILESTONE WATCH	
Jose Alvarado	
1,500 Points	321 to Milestone
500 Assists	75 to Milestone
250 Steals	63 to Milestone
Dyson Daniels	
1,000 Points	485 to Milestone
500 Rebounds	121 to Milestone
500 Assists	230 to Milestone
Brandon Ingram	
10,000 Points	837 to Milestone
2,500 Rebounds	64 to Milestone
2,500 Assists	486 to Milestone
4,000 FGM	666 to Milestone
Herb Jones	
2,500 Points	445 to Milestone
1,000 Rebounds	225 to Milestone
500 Assists	26 to Milestone
500 Steals	191 to Milestone
250 Blocks	100 to Milestone
Naji Marshall	
2,000 Points	366 to Milestone
1,000 Rebounds	243 to Milestone
500 Assists	55 to Milestone
CJ McCollum	
14,000 Points	203 to Milestone
3,000 Rebounds	425 to Milestone
3,000 Assists	318 to Milestone
Trey Murphy III	
3,000 Points	973 to Milestone
1,000 Rebounds	407 to Milestone
500 3PM	114 to Milestone
Larry Nance Jr.	
4,000 Points	98 to Milestone
3,500 Rebounds	336 to Milestone
1,000 Assists	61 to Milestone
300 Blocks	46 to Milestone
Jonas Valanciūnas	
12,000 Points	723 to Milestone
8,000 Rebounds	17 to Milestone
1,500 Assists	396 to Milestone
1,000 Blocks	181 to Milestone
Zion Williamson	
5,000 Points	886 to Milestone
1,500 Rebounds	408 to Milestone
1,000 Assists	316 to Milestone
2,000 FGM	410 to Milestone
Cody Zeller	
4,500 Points	127 to Milestone
3,500 Rebounds	380 to Milestone
750 Assists	13 to Milestone

Mr. Mid-Range: Brandon Ingram has been dependable from the mid-range.

- Ingram has connected on **152-of-321 (.474)** from the mid-range so far this season, **which ranks 3rd in the NBA** in total FGM from this zone.
- Additionally, Ingram is sinking 2.6 field goals per game, which is **ranked 5th in the NBA** from the mid-range.

In His Own Zone: Zion Williamson has been making opponents pay under the basket this season.

- Williamson is **ranked 2nd** in the league in restricted zone field goals per game, averaging 6.9 on the season while shooting 67.2% near the basket.
- Additionally, Williamson is averaging 17.1 points in the paint this season, which **ranked 2nd** in the NBA.
- Lastly, Williamson is **ranked 23rd in the NBA** in second chance points per game, averaging 2.8.

Can't Guard Z: Pelicans forward Zion Williamson showed his ability to score at will, regardless of the defense that is being thrown at him this season:

Defended	FGM/game (NBA Rank)	FG%
Very Tight (0-2 Feet)	2.4 (1 st)	.534
Tight (2-4 Feet)	5.1 (4 th)	.573

CJ from Downtown: Pelicans guard CJ McCollum has been shooting the three ball well this season.

- During this season, McCollum is shooting 137-of-336 (.408) on above the break three-pointers, which is **ranked 1st in the NBA** (min. 7 3PA per game).
- Additionally, McCollum is shooting 41.7% from three-point range, which is **ranked 1st in the NBA** for any player attempting seven or more threes a game.

H3RB: Pelicans guard/forward Herb Jones is having his best season yet from behind the arc.

- Among all NBA players that qualify, Herb Jones is **ranked 7th** in three-point percentage, shooting 43.5% from deep range on the season. Jones' is shooting 43.5% from three-point distance on 3.5 3PA per game are both career-highs so far this season.

Turbo Jones: On February 22, 2024, the New Orleans Pelicans beat the Houston Rockets 127-105. Pelicans guard/forward Herb Jones posted 17 points, five rebounds, four assists and a **career-high** seven steals.

- This is only the second time this season that a player has notched seven steals in a game.
- Additionally, Jones becomes the just the **fourth player in franchise history** to notch seven-plus steals in a game.

First Quarter Fire: On 3/1 vs. IND, the Pelicans started off hot, scoring 48 points on 20-of-22 (.909) from the floor in the first quarter.

- The Pelicans' 48 first quarter points, ties a franchise record for points scored in any quarter.
- Additionally, the Pelicans' 20 made field goals, marks as franchise-high for most field goals in any quarter.
- In the play-by-play era (since the 1997-98 season), 20-for-22 shooting from the floor is tied for the second-highest field goal percentage by a team in a quarter with a minimum of 20 field goals attempted.
- In the first quarter, Brandon Ingram led the way for the Pelicans, scoring 19 points, shooting 9-of-11 (.818) from the floor, including a perfect 1-of-1 from three-point range. His 19 points scored in the quarter marks his **third-highest point total for any quarter in his career**.
- Below is a list of the other occasions that a team has shot 90% or better from the floor, while making at least 20 shots in a single quarter:

Opp. & Date	Quarter	FGA-FGM (FG%)
Pelicans vs. Pacers (3/1/24)	Q1	20-22 (90.9%)
Pacers vs. Nuggets (11/9/10)	Q3	20-21 (95.2%)
Seattle vs. Golden State (12/21/01)	Q2	20-22 (90.9%)

1-of-1: On 2/5 vs. TOR, Brandon Ingram posted a **season-high** 41 points, nine assists, six rebounds and a block while committing zero turnovers in under 30 minutes of play.

- This performance marks the **first time in NBA history** that a player has posted 40-plus points, nine-plus assists, zero turnovers in 30 minutes or less.
- Ingram finished the first half with 21 points, five rebounds and four assists, while shooting 9-of-11 (.818) from the floor, including 2-of-3 (.667) from three-point range. Ingram's 81.8% field goal percentage is the **highest field goal percentage in any half of Ingram's career** (min. 10 field goal attempts).
- In the third quarter, Ingram scored 20 points, which is the **second-most points he's scored in any quarter in his career**.
- Additionally, Ingram converted 6-of-8 (.750) from three-point range in the third frame. Ingram's six made three-pointers in the third quarter marks the **most threes by any Pelicans player in franchise history in a single quarter**.
- Ingram's 20 points and five assists in the third quarter, marks the first time in franchise history a player has posted 18-plus points and five-plus assists in a single quarter.
- Lastly, Ingram became the **fourth player in New Orleans franchise history** to shoot 75% or better on 20-plus field goal attempts.

Player	Opp. & Date	Points (FG%)
Brandon Ingram	vs. TOR 2/5/24	41 (76.2%)
Jrue Holiday	at HOU 12/11/17	37 (76.2%)
E'Twaun Moore	at HOU 12/11/17	36 (75.0%)
David West	at HOU 4/14/10	35 (80.0%)

Road Warriors: On January 31, 2024, the Pelicans defeated the Houston Rockets 110-99.

- With the win, New Orleans has won a road game at each of the other four Southwest division's place this season. This is the first time in franchise history that New Orleans has defeated each of the other four Southwest divisional opponents on the road in the same season.

All-Time Franchise Points Scored: On January 23, 2024, the New Orleans Pelicans beat the Utah Jazz 153-124. The Pelicans' **153 points is a new franchise-high**.

Below is a look at the top five highest scoring games for New Orleans in franchise history:

Pelicans All-Time Points Scored Leaderboard:

Opponent	Date	Result
vs. Utah	1/23/24	W, 153-124
vs. Sacramento	10/19/18	W, 149-129
at San Antonio	12/17/23	W, 146-110
at Memphis	2/16/21	W, 144-113
at Washington	12/13/23	W, 142-122

Happy New Year: On January 2, 2024, the Pelicans started the new year off on the right foot. The Pelicans beat the Brooklyn Nets 112-85 in regulation.

- Through the first three quarters of action, New Orleans held Brooklyn to just 58 points, which marks a **low in the NBA for a team through three quarters this season**. The last team to score 58 or fewer points through the first three quarters in a regular season game was Portland (58) on March 27, 2023 vs. New Orleans.
- Additionally, the Pelicans finished the game with McCollum leading the way with 16 points.
 - The Last time in New Orleans franchise history to win a game by 25 or more points with no player scoring 20-plus points was 1/27/2012, when New Orleans beat the Orlando Magic 93-67. The leading scorer for the Pelicans in that game was Carl Landry with 17 points off the bench.

STAT LINE: On December 26, 2023, Pelicans forward Brandon Ingram posted 24 points, seven assists, six rebounds, three steals and **tied a career-high** with four blocks. This is the **third time in franchise history** that a player has posted 20-plus points, five-plus assists, five-plus rebounds, three-plus steals and four-plus blocks in a single game. The other two players to accomplish this feat were Anthony Davis (10/26/2016) and DeMarcus Cousins (2/23/2017). Additionally, this is only the 14th time in the last five years that a player has posted these numbers in a game.

Franchise Night: On December 17, 2023, the New Orleans Pelicans beat the Sacramento Kings 146-110. New Orleans' 146 points is the **second-highest point total in franchise history**. Additionally, the Pelicans converted 22-of-42 (.524) from three-point range. The Pelicans' 22 made three's is the **most in franchise history**. Lastly, the Pelicans scored 85 second half points, which is the **most points scored in a half in franchise history**.

Below is a look at the Pelicans All-Time total points scored in a game:

Pelicans All-Time Largest Victory Leaderboard:

Opponent	Date	Score
vs. Sacramento	10/19/18	W, 149-129
at San Antonio	12/17/23	W, 146-110
at Memphis	2/16/21	W, 144-113
at Washington	12/13/23	W, 142-122

2nd Quarter Eruption: On 12/13 at WAS, the Pelicans scored 47 second quarter points which marks the team's **highest-scoring second frame in franchise history**. Additionally, this marks the **second-highest scoring quarter in franchise history**. New Orleans outshot Washington during the quarter, converting 17-of-24 (.708) from the field, including 9-of-11 (.818) from behind the arc. The Pelicans also sunk a perfect 4-of-4 from the charity stripe. They held the Wizards to 11-of-21 (.524) from the field and 5-of-10 (.500) from deep. New Orleans notched four fast break points and 10 points off Washington turnovers. The Pelicans also out-rebounded the Wizards 10-3. Starters CJ McCollum and Brandon Ingram both put up 13 points in the quarter.

Inaugural In-Season Tournament: On 12/4, the Pelicans faced the Kings for the third time this season in an In-Season Tournament quarter-final. Brandon Ingram led the team with 30 points, eight boards, six assists and one steal. After falling behind early in the first quarter, New Orleans outshot Sacramento in the second frame, shooting 12-of-21 (.571) from the field, 6-of-10 (.600) from three, and 4-of-5 (.800) from the charity stripe. Leading 69-61 at the half, New Orleans maintained their lead over Sacramento for the remainder of the game. The Pelicans outscored the Kings 52-38 in the paint, and 17-13 in second chance points. The Pelicans bench proved integral in the win, totaling 29 points, three blocks, five steals and ten boards. The win marked the Pelicans' third against the Kings this season, and secured New Orleans' spot in the first-ever In-Season Tournament semifinals. The team travelled to Las Vegas, where they faced the Lakers on 12/7. The Pelicans fell 133-89 to Los Angeles, who went on to win the NBA Cup. The Pelicans return to their regularly scheduled season with a home game vs. Minnesota on Monday, 12/11.

Large Margins: Below is a list of the Pelicans' biggest wins this season.

- On November 20, 2023, the New Orleans Pelicans beat the Sacramento Kings 129-93. New Orleans won by 36 points, which is tied for the **fifth-largest** victory in franchise history.
- On December 17, 2023, the Pelicans defeated the San Antonio Spurs 146-110. The Pelicans 36-point differential is tied for the **fifth-largest** in franchise history.
- On January 10, 2024, the Pelicans took down the Golden State Warriors 141-105. Again, New Orleans' 36-point differential is tied for the **fifth-largest** in franchise history.
- On February 5, 2024, the Pelicans defeated the Raptors 138-100, marking the franchises' **fourth-largest** point differential in franchise history.
- On March 5, 2024, New Orleans exploded against the Raptors, beating Toronto 139-98. The Pelicans' 41-point differential is tied for the **third-largest** in franchise history.
- Below is a look at the Pelicans All-Time largest victories leaderboard:

Pelicans All-Time Largest Victory Leaderboard:

Opponent	Date	Score	Margin
vs. Minnesota	11/14/14	139-91	+48
vs. Golden State	11/21/22	128-93	+45
at Toronto	3/5/24	139-98	+41
at Atlanta	1/21/11	100-59	+41
vs. Toronto	2/5/24	138-100	+38
vs. Philadelphia	11/16/13	135-98	+37
vs. Portland	2/13/13	99-63	+36
vs. Sacramento	11/20/23	129-93	+36
at San Antonio	12/17/23	146-110	+36
at Golden State	1/10/24	141-105	+36

Fast & Furious: On November 14, 2023, the New Orleans Pelicans were able to get out and run in transition, scoring 46 fast break points, while the Mavericks only scored 12.

- Dating back to the 1997-98 NBA season, the Pelicans' 46 fast break points is the **sixth-most** in a single game and New Orleans' +34 fast break point differential is tied for the **fourth-most** since the 1997-98 NBA season.
- Lastly, the 46 fast break points for New Orleans is a **franchise record** for most fast break points scored in a single game.
- Below is a breakdown to see where the Pelicans' 46 fast break points stacks up against other historic games.

Pelicans All-Time Fast Break Points Scored in a Game:

DATE	Fast Break Points
11/14/2023	46
1/18/2017	38
2/23/2018	37
10/31/2019	37
2/11/2019	35

NBA All-Time Fast Break Points Scored in a Game:

Team	Fast Break Points	Date
Phoenix Suns	53	3/7/17
Toronto Raptors	53	3/8/19
Golden State Warriors	50	2/6/19
Golden State Warriors	48	1/25/18
Golden State Warriors	47	3/25/16
New Orleans Pelicans	46	11/14/23

Won't Bow Down: On November 1, 2023, the New Orleans Pelicans overcame a **22-point deficit**, which is **tied for the third-largest comeback** in franchise history. Additionally, the Pelicans 22-point comeback in Oklahoma City, marks the **largest road comeback in franchise history**.

Pelicans All-Time Largest Comeback Leaderboard:

Opponent	Date	Margin
vs. Boston Celtics	2/21/21	-24
vs. Cleveland Cavaliers	12/28/21	-23
vs. Sacramento Kings	12/15/10	-23
vs. L.A. Lakers	3/27/22	-23
vs. Brooklyn Nets	3/24/14	-22
@ Oklahoma City Thunder	11/1/23	-22

DYSON'S DEFENSE: Dyson Daniels has been an amazing defender for the Pelicans so far this season. Below is a breakdown of what Daniels is bringing to the table defensively this season:

- Daniels is **tied for 14th in the NBA** in steals per game, averaging 1.4.
- Daniels is **ranked 15th in the NBA** in deflections per game, posting 2.8 deflections per game.
- Daniels is **ranked 6th in the NBA** in defensive box plus/minus, with a 2.6 defensive box plus/minus on the season (min. 1,100 total minutes played).
- Daniels has a 34.4 steal percentage, **ranking 5th in the NBA** (min. 50 games played this season).
- On 11/25 at UTA, Daniels posted six steals in the first half, which is tied for **16th all-time in NBA history**. Additionally, Daniels is tied for **2nd in franchise history** or most steals in a single half.
- Lastly, Dyson Daniels has been a difference maker on the defensive side of the ball...Below is a breakdown of Daniels guarding key opposing players:

Player (Team)	Matchup Minutes	Points	FGM	FGA	FG%	TOV	Blocks
De'Aaron Fox (SAC)	12:56	9	3	10	30.0%	2	0
Luka Dončić (DAL)	11:50	8	3	9	33.3%	5	0
Fred VanVleet (HOU)	10:29	6	2	7	28.6%	0	0
Jordan Clarkson (UTA)	9:38	9	3	11	27.3%	4	0
Keyonte George (UTA)	6:11	6	2	9	22.2%	3	0
Malik Monk (SAC)	5:20	3	1	7	14.3%	2	0
Shai Gilgeous-Alexander (OKC)	4:17	6	3	8	37.5%	1	1
Russell Westbrook (LAC)	4:17	0	0	4	0.0%	2	2
Victor Wembanyama (SAS)	4:13	0	0	1	0.0%	3	0
Coby White (CHI)	3:59	3	1	3	33.3%	1	0
Andrew Wiggins (GSW)	3:56	2	1	3	33.3%	0	0
Nickeil Alexander-Walker (MIN)	3:26	5	2	6	33.3%	2	0
LeBron James (LAL)	3:17	5	2	7	28.6%	0	0
Paul George (LAC)	3:16	9	4	11	36.4%	0	0
Kevin Huerter (SAC)	3:09	8	3	8	37.5%	0	0
Josh Green (DAL)	2:51	0	0	3	0.0%	0	0
Dereck Livley II (DAL)	2:50	0	0	2	0.0%	1	0
Cade Cunningham (DET)	2:46	2	1	5	20.0%	2	0
Mike Conley (MIN)	2:41	3	1	3	33.3%	0	0
Austin Reaves (LAL)	2:30	4	0	1	0.0%	0	1
Keldon Johnson (SAS)	2:14	2	1	5	20.0%	1	0
Kyle Kuzma (WAS)	2:11	3	1	4	25.0%	1	0

NOT on HERB: Herb Jones has been a dominant force on the defensive end of the ball. Below is a breakdown of just how impactful Jones has been this season:

- Jones is **1-of-10 NBA players** to average at least 1.3 steals and 0.8 blocks per game.
- Jones is **tied for 19th in the NBA** in steals per game, averaging 1.3 per game.
- Jones is **1-of-6 NBA players** to have at least three games this season with five-plus steals recorded.
- Jones is ranked **23rd in the NBA** in defensive box plus/minus, with a 1.4 defensive box plus/minus on the season (min. 55 games played).
- Jones is tied for **11th in total charges drawn**, with 11 charges on the season.
- Jones is ranked **23rd in the NBA** in total steals and blocks, notching 124 steals and blocks this season.
- Jones has a 1.4 block percentage, falling in the **84th percentile** and holds a 1.9 steal percentage, falling in the **90th percentile** of all NBA forwards.
- Jones is **ranked 4th in the NBA** in contested 3PT shots per game (3.3).
- When in defensive isolation, Jones is **ranked 6th in the NBA** in points per possession, allowing 0.63 PPP (min. 55 GP).
- Lastly, Herb Jones has been a difference maker on the defensive side of the ball...Below is a breakdown of Jones guarding key opposing players:

Player (Team)	Matchup Minutes	Points	FGM	FGA	FG%	TOV	Blocks
Paul George (LAC)	12:27	13	5	16	31.3%	1	2
Dejounte Murray (ATL)	11:16	4	2	10	20.0%	2	2
Lauri Markkanen (UTA)	10:26	7	2	12	16.7%	0	0
Tyrese Haliburton (IND)	10:08	4	2	6	33.3%	0	0
Shai Gilgeous-Alexander (OKC)	9:48	4	4	12	33.3%	1	1
Malik Monk (SAC)	9:47	9	2	8	25.0%	1	2
Terry Rozier (MIA)	8:12	7	3	9	33.3%	0	1
Jerami Grant (POR)	8:04	10	3	8	37.5%	1	0
James Harden (LAC)	7:37	0	0	2	0.0%	2	0
Jordan Poole (WAS)	7:18	8	3	8	37.5%	3	0
Michael Porter Jr. (DEN)	6:15	7	3	8	37.5%	0	0
D'Angelo Russell (LAL)	5:39	0	0	4	0.0%	0	0
Kawhi Leonard (LAC)	5:30	1	0	6	0.0%	0	0
Trae Young (ATL)	5:18	0	0	2	0.0%	1	0
Jordan Clarkson (UTA)	5:04	3	0	7	0.0%	0	0
Gary Trent Jr. (TOR)	4:56	2	1	4	25.0%	0	0
Keldon Johnson (SAS)	4:23	0	0	3	0.0%	1	0
Jalen Brunson (NYK)	4:14	4	1	3	33.3%	0	0
Reggie Jackson (DEN)	4:09	0	0	3	0.0%	0	0
Harrison Barnes (SAC)	3:57	5	1	4	25.0%	0	0
Jamal Murray (DEN)	3:45	0	0	2	0.0%	0	0
Devin Vassell (SAS)	3:39	0	0	0	0.0%	0	0
Cade Cunningham (DET)	3:10	2	1	6	16.7%	1	3
Nikola Jokić (DEN)	2:36	2	1	3	33.3%	1	0
Luka Dončić (DAL)	2:33	5	1	4	25.0%	0	1
Duncan Robinson (MIA)	2:30	0	0	2	0.0%	1	0
Josh Hart (NYK)	2:28	2	1	3	33.3%	1	0
Julius Randle (NYK)	2:27	0	0	2	0.0%	1	2
Josh Giddey (OKC)	2:17	0	0	3	0.0%	0	0
Alex Caruso (CHI)	2:12	0	0	4	0.0%	0	0
Myles Turner (IND)	2:10	4	0	1	0.0%	0	0
Mikal Bridges (BKN)	2:09	0	0	1	0.0%	0	0
RJ Barrett (NYK)	2:08	2	1	3	33.3%	1	1
Dillon Brooks (HOU)	2:07	0	0	2	0.0%	0	0
Jalen Green (HOU)	2:01	2	1	4	25.0%	0	0



TRANSACTIONS

A Recap of the Pelicans' Recent Changes



MAKING CHANGES: Since being named Executive Vice President of Basketball Operations in April of 2019, David Griffin has reshaped the Pelicans roster. With no player remaining from the end of the 2018-19 season, Zion Williamson, who was selected first overall in the 2019 NBA Draft, is the longest tenured member of the roster:

March 21, 2022	Signed guard Tyrone Wallace to a second 10-day contract.
March 28, 2022	Signed guard Jose Alvarado to a multi-year contract.
March 29, 2022	Signed guard Jared Harper from the team's G League affiliate, the Birmingham Squadron, to a two-way contract.
July 6, 2022	Signed forward Zion Williamson to a multi-year contract extension.
July 9, 2022	Signed rookie guard Dyson Daniels.
September 9, 2022	Signed guard Dereon Seabron to a two-way contract...Signed guard John Petty Jr. and guard/forward Daeqwon Plowden.
September 13, 2022	Signed free agent Izaiah Brockington to a two-way contract.
September 24, 2022	Signed forwards John Butler and Zylan Cheatham...Waived Izaiah Brockington.
September 26, 2022	Signed guard CJ McCollum to a multi-year contract extension.
September 28, 2022	Signed forward Larry Nance Jr. to a multi-year contract extension...Converted the contract of forward John Butler to a two-way contract.
October 11, 2022	Signed forward Kelan Martin and guard Javonte Smart...Waived two-way forward John Butler and guard John Petty Jr.
October 15, 2022	Waived Zylan Cheatham, Kelan Martin, Daeqwon Plowden and Javonte Smart.
October 16, 2022	Signed forward E.J. Liddell to a two-way contract.
February 9, 2023	Acquired guard Josh Richardson (via San Antonio) in exchange for guard Devonte' Graham.
April 6, 2023	Waived guard Dereon Seabron.
April 9, 2023	Signed guard Dereon Seabron to a two-way contract.
July 3, 2023	Signed rookie guard Jordan Hawkins.
July 6, 2023	Signed veteran center Cody Zeller...Re-Signed Herb Jones to a multi-year contract extension...Signed E.J. Liddell to a multi-year contract.
September 30, 2023	Signed forward Kaiser Gates to a two-way contract...Signed guard Malcolm Hill, center Trey Jemison, guard/forward Tevian Jones, guard/forward Landers Nolley II and center Liam Robbins to exhibit-10 contracts.
October 12, 2023	Signed guard Jalen Crutcher to an exhibit-10 contract...Waived center Liam Robbins.
October 22, 2023	Waived guard Izaiah Brockington, guard Jalen Crutcher, guard Malcolm Hill, center Trey Jemison, guard/forward Tevian Jones...The Pelicans have been awarded the two-way contract of forward Matt Ryan off waivers.
November 3, 2023	Waived forward Kaiser Gates...Signed forward/center Jeremiah Robinson-Earl to a two-way contract.
November 9, 2023	Assigned forward E.J. Liddell to the team's G League affiliate, the Birmingham Squadron.
November 22, 2023	Recalled forward E.J. Liddell from the team's G League affiliate, the Birmingham Squadron.
December 14, 2023	Assigned guard Kira Lewis Jr. to the team's G League affiliate, the Birmingham Squadron.
December 22, 2023	Recalled guard Kira Lewis Jr. from the team's G League affiliate, the Birmingham Squadron.
December 26, 2023	Assigned forward E.J. Liddell to the team's G League affiliate, the Birmingham Squadron.
December 28, 2023	Assigned guard Jordan Hawkins to the team's G League affiliate, the Birmingham Squadron.
December 31, 2023	Recalled guard Jordan Hawkins from the team's G League affiliate, the Birmingham Squadron.
January 4, 2024	Recalled forward E.J. Liddell from the team's G League affiliate, the Birmingham Squadron.
January 5, 2024	Assigned guard Kira Lewis Jr. to the team's G League affiliate, the Birmingham Squadron.
January 13, 2024	Recalled guard Kira Lewis Jr. from the team's G League affiliate, the Birmingham Squadron.
January 15, 2024	Assigned guard Kira Lewis Jr. and forward E.J. Liddell to the team's G League affiliate, the Birmingham Squadron.
January 17, 2024	Traded guard Kira Lewis Jr. and a 2024 second-round pick to the Indiana Pacers in exchange for cash considerations.
January 27, 2024	Signed forward Malcolm Hill to a 10-day contract.
February 1, 2024	Assigned forward Malcolm Hill and forward E.J. Liddell to the team's G League affiliate, the Birmingham Squadron.
February 12, 2024	Recalled forward E.J. Liddell from the team's G League affiliate, the Birmingham Squadron.
February 17, 2024	Converted the contract of forward/center Jeremiah Robinson-Earl to a standard NBA contract.
February 21, 2024	Assigned forward E.J. Liddell to the team's G League affiliate, the Birmingham Squadron.
February 22, 2024	Signed forward Malcolm Hill to a two-way contract...Signed guard Jalen Crutcher to a 10-day contract.
February 24, 2024	Recalled guard Jalen Crutcher and forward E.J. Liddell from the team's G League affiliate, the Birmingham Squadron.
February 27, 2024	Assigned forward E.J. Liddell to the team's G League affiliate, the Birmingham Squadron.
February 29, 2024	Assigned guard Jalen Crutcher to the team's G League affiliate, the Birmingham Squadron.
March 3, 2024	Signed guard Izaiah Brockington to a 10-day contract...Assigned guard Izaiah Brockington to the team's G League affiliate, the Birmingham Squadron.
March 4, 2024	Recalled guard Izaiah Brockington from the team's G League affiliate, the Birmingham Squadron.
March 9, 2024	Assigned guard Izaiah Brockington to the team's G League affiliate, the Birmingham Squadron.
March 12, 2024	Assigned guard Jordan Hawkins to the team's G League affiliate, the Birmingham Squadron.




David Griffin ▪ Executive Vice President of Basketball Operations

- In 2022-23, the Pelicans went 42-40, the team's best record since the 2017-18 season.
 - In 2021-22, the Pelicans earned their first playoff berth of Griffin's tenure. The ninth-seed in the Western Conference, New Orleans won both Play-In Tournament games to clinch a First Round matchup against the Phoenix Suns, in which they pushed the one-seed to six games.
- On April 17, 2019, David Griffin was named the Executive Vice President of Basketball Operations, becoming the eighth individual in franchise history to lead the organization's player and personnel decisions.
- Griffin was named the Vice President of Basketball Operations for the Cleveland Cavaliers in September 2010 and was elevated to General Manager on February 6, 2014.
 - During Griffin's tenure in Cleveland, the Cavaliers reached the NBA Finals for three consecutive seasons from 2015-17, winning the NBA Championship in 2016, becoming the first team in NBA Finals history to overcome a 3-1 deficit.
 - Prior to joining Cleveland, Griffin spent 17 seasons with the Phoenix Suns, moving to the basketball operations department in 1997 after beginning in media

relations. Along the way, Griffin held titles of senior vice president of basketball operations, assistant general manager, director of player personnel, assistant director of player personnel and basketball operations assistant.

Griffin in the NBA Front Office

Years	Title
1997-00	Basketball Operations Assistant – Phoenix Suns
2000-02	Assistant Director of Player Personnel – Phoenix Suns
2002-03	Director of Player Personnel – Phoenix Suns
2003-07	Assistant General Manager – Phoenix Suns
2007-10	Senior Vice President, Basketball Operations – Phoenix Suns
2010-14	Senior Vice President, Basketball Operations – Cleveland Cavaliers
2014-17	General Manager – Cleveland Cavaliers
2019-Present	Executive Vice President of Basketball Operations – New Orleans Pelicans

COACH'S BIO:**WILLIE GREEN – DETROIT MERCY****Coaching Notes**

- Appointed head coach on July 22, 2021, his first head coaching position in the NBA. Green enters his third season with New Orleans.
- On 1/7/24 at SAC, notched his 100th career win in the NBA.
- In his second season as the Pelicans Head Coach, Green led the team to a 42-40 overall record, the team's best record since 2017-18. The Pelicans finished the regular season ranked sixth in defensive rating (112.0) and ranked 10th in net rating (1.9). Green led the Pelicans to a ninth-place finish in the Western Conference, where New Orleans fell to Oklahoma City in the Play-In Tournament.

• In his first season with the Pelicans, Green led the team to its first playoff appearance since 2018. Praised around the league for his steady and calm demeanor, Green helped the Pelicans overcome a 1-12 start to the season to earn the ninth seed and reach the postseason Play-In Tournament. The Pelicans defeated San Antonio and the LA Clippers to clinch a First Round matchup against the Phoenix Suns, in which they pushed the one-seed to six games.

• Spent the previous two seasons (2019-21) as an assistant coach for the Phoenix Suns. Helped guide the 2021 Western Conference Champions to their first NBA Finals appearance since 1993. As the Suns' defensive coordinator, Phoenix finished the regular season with the NBA's sixth-best defensive rating. He also served as the Phoenix's head coach for NBA Summer League in 2019, leading the Suns to a 3-1 record in Las Vegas.

• Helped the Warriors win back-to-back NBA Championships in 2017 and 2018 before returning to the NBA Finals in 2019. He also served as the Warriors' head coach for NBA Summer League in 2018, leading Golden State to the California Classic's only 3-0 record.

• A 12-year NBA veteran as a player, Green averaged 8.3 points, 1.8 rebounds and 1.4 assists in 731 regular season games (297 starts) with Philadelphia, New Orleans, Atlanta, the LA Clippers and Orlando from 2003-2015.

• Was selected 41st overall by Seattle in the 2003 NBA Draft.

• Was a four-year standout at the University of Detroit Mercy. A native of Detroit, he won Horizon League Player of the Year as a senior in 2003 and helped the Titans to two NIT appearances in 2001 and 2002, including a trip to the semifinals at Madison Square Garden in 2001. Green remains fourth in program history in career points scored.

Green as an NBA Head Coach

Year	Team	W	L	Pct.
2021-22	New Orleans	36	46	.439
2022-23	New Orleans	42	40	.512
2023-24	New Orleans	39	25	.609
Totals		117	111	.513

Playoffs

Year	Team	W	L	Pct.
2021-22	New Orleans	2	4	.333
Totals		2	4	.333

Green as an NBA Assistant Coach

Year	Team	W	L	Pct.
2016-17*	Golden State	67	15	.817
2017-18*	Golden State	58	24	.707
2018-19^	Golden State	57	25	.695
2019-20	Phoenix	34	39	.466
2020-21^	Phoenix	51	21	.708
Totals		267	124	.683

*Won NBA Championship


^Reached NBA Finals

Green's NBA Career

Year	Team	GP	PPG	RPG
2003-04	Philadelphia	53	6.9	1.2
2004-05	Philadelphia	57	7.7	2.3
2005-06	Philadelphia	10	7.0	1.5
2006-07	Philadelphia	74	11.3	2.1
2007-08	Philadelphia	74	12.4	2.5
2008-09	Philadelphia	81	8.5	1.6
2009-10	Philadelphia	73	8.7	1.8
2010-11	New Orleans	77	8.7	2.1
2011-12	Atlanta	53	7.6	1.5
2012-13	L.A. Clippers	72	6.3	1.3
2013-14	L.A. Clippers	55	5.0	1.4
2014-15	Orlando	52	5.9	1.5
Totals		731	8.3	1.8

ASSISTANT COACHING STAFF

James Borrego
Associate Head
Coach




Jarron Collins
Assistant Coach



Ryan Frazier
Assistant Coach



Casey Hill
Assistant Coach



Aaron Miles
Assistant Coach



Fred Vinson
Assistant Coach



Mike D'Antoni
Coaching Advisor



Corey Brewer
Player Development
Coach



Darnell Lazare
Player Development
Coach



2023-24 NEW ORLEANS PELICANS ROSTER

No.	Player	Pos	Ht	Wt	DOB	Prior to NBA/Country	NBA Exp.
15	Jose Alvarado	G	6-0	175	4/12/1998	Georgia Tech/USA	2
11	Dyson Daniels	G	6-7	203	3/17/2003	G League Ignite/Australia	1
24	Jordan Hawkins	G	6-5	192	4/29/2002	Connecticut/USA	R
33	Malcolm Hill*	F	6-6	220	10/26/1995	Illinois/USA	2
14	Brandon Ingram	F	6-8	210	9/2/1997	Duke/USA	7
5	Herb Jones	G/F	6-7	212	10/6/1998	Alabama/USA	2
32	E.J. Liddell	F	6-6	242	12/18/2000	Ohio State/USA	0
8	Naji Marshall	F	6-7	225	1/24/1998	Xavier (OH)/USA	3
3	CJ McCollum	G	6-3	202	9/19/1991	Lehigh/USA	10
25	Trey Murphy III	G/F	6-8	211	6/18/2000	Virginia/USA	2
22	Larry Nance Jr.	F	6-8	242	1/1/1993	Wyoming/USA	8
50	Jeremiah Robinson-Earl	F/C	6-9	230	11/3/2000	Villanova/USA	2
37	Matt Ryan*	F	6-7	215	4/17/1997	Chattanooga/USA	2
0	Dereon Seabron*	G	6-6	190	5/26/2000	N.C. State/USA	1
17	Jonas Valančiūnas	C	7-0	270	5/6/1992	Lietuvos Rytas/Lithuania	11
1	Zion Williamson	F	6-6	285	7/6/2000	Duke/USA	3
40	Cody Zeller	C	6-11	247	10/5/1992	Indiana/USA	10

*Two-Way Player

NUMERICAL ROSTER

Head Coach: Willie Green (Detroit Mercy)

Associate Head Coach: James Borrego (San Diego)

Assistant Coaches: Jarron Collins (Stanford), Ryan Frazier (Bucknell), Casey Hill (Trinity), Aaron Miles (Kansas), Fred Vinson (Georgia Tech)

Coaching Advisor: Mike D'Antoni (Marshall)

Player Development Coaches: Corey Brewer (Florida), Darnell Lazare (LSU)

Director of Rehabilitation: Amy Atmore (Southern California)

Director of Performance & Sports Science: Daniel Bove (Penn State)

Head Athletic Trainer: Tom Maystadt (Iowa State)

0	Dereon Seabron*	22	Larry Nance Jr.
1	Zion Williamson	24	Jordan Hawkins
3	CJ McCollum	25	Trey Murphy III
5	Herb Jones	32	E.J. Liddell
8	Naji Marshall	33	Malcolm Hill*
11	Dyson Daniels	37	Matt Ryan*
14	Brandon Ingram	40	Cody Zeller
15	Jose Alvarado	50	Jeremiah Robinson-Earl
17	Jonas Valančiūnas		

HOW THE SQUADRON WAS BUILT

via Draft

Zion Williamson (1st pick, 2019 Draft)
Herbert Jones (35th pick, 2021 Draft)
Dyson Daniels (8th pick, 2022 Draft)
Jordan Hawkins (14th pick, 2023 Draft)

via Free Agency

Naji Marshall (12/8/20)
Jose Alvarado (8/19/21)
Dereon Seabron (9/9/22)
Cody Zeller (7/6/23)
E.J. Liddell (7/6/23)
Matt Ryan (10/22/23)
Jeremiah Robinson-Earl (11/3/23)
Malcolm Hill (2/22/24)

via Trade

Brandon Ingram (from Los Angeles Lakers, 7/6/19)
Trey Murphy III (from Memphis, 8/7/21)
Jonas Valančiūnas (from Memphis, 8/7/21)
CJ McCollum (from Portland, 2/8/22)
Larry Nance Jr. (from Portland, 2/8/22)

Pronunciation Guide: Naji (NAH-zjee) Marshall, Dereon Seabron (Dare-e-on See-Bron) Jonas Valančiūnas (YO-nahs vah-lahn-CHEW-nas).

15 JOSE ALVARADO – G – HT: 6-0 WT: 175 – BORN: 4/12/98 – GEORGIA TECH – 3rd NBA SEASON**2023-24 TOTALS**

G-GS	PPG	RPG	APG	MPG	FG%	3PT%
43-0	7.0	2.2	2.0	17.2	.412	.358

LAST 5 GAMES:

OPP	MIN	FG	3FG	FT	REB (O-D-T)	AST	PF	STL	TO	BS	PTS
at IND 2/28			*	N	W	T	-	LS	*		
vs. IND 3/1	25	4-7	1-4	0-0	0-3-3	2	2	1	2	0	9
at TOR 3/5	24	2-7	1-4	0-0	0-2-2	6	1	3	2	0	5
at PHI 3/8	21	2-7	1-3	2-2	0-1-1	2	2	1	0	0	7
at ATL 3/10	17	2-4	2-3	0-0	0-2-2	1	0	1	1	0	6

2023-24 Season at a Glance:

- On 11/20 vs. SAC, made his season debut, posting five points and three assists, shooting 2-of-5 (.400) from the floor.
- On 11/22 vs. SAC, scored 10 points, shooting 4-of-9 (.444) from the field and 2-of-6 (.333) from three-point range.
- On 11/25 at UTA, scored 13 points, shooting 5-of-11 (.455) from the field and 3-of-6 (.500) from three-point range.
- On 12/4 at SAC, scored nine points off the bench on 3-of-4 (.750) from the field, including 2-of-3 (.667) from three-point range. Alvarado added three rebounds, two assists, two steals and **tied a career-high** with two blocks.
- On 12/15 at CHA, tied a **career-high** with eight rebounds to go along with eight points, one assist, a steal and a block.
- On 12/17 at SAS, scored a **season-high** 16 points, shooting 5-of-7 (.714) from the field, 3-of-5 (.600) from three-point range and 3-of-4 (.750) from the free throw line.
- On 12/31 vs. LAL, posted eight points, three rebounds, one assist, a **season-high** four steals and **tied a career-high** with two blocks.
- On 1/3 at MIN, played in a **season-high** 27 minutes, posting eight points, three rebounds, three assists and a block.
- On 1/13 at DAL, posted 14 points, four assists, two rebounds and a steal.
- On 2/5 vs. TOR, notched 11 points, four rebounds, four assists and three steals, while shooting 5-of-11 (.455) from the floor.
- On 2/22 vs. HOU, tossed out a **season-high** seven assists to go along with 11 points, two rebounds, a steal and tied a **career-high** with two blocks.

	CAREER HIGHS	2023-24 HIGHS
PTS	38 DEN 12/4/22	16 @SAS 12/17
FGM	12 DEN 12/4/22	5 (4 Times)
FGA	19 (Twice)	12 @DAL 1/13
3FGM	8 DEN 12/4/22	3 (5 Times)
3FGA	11 (Twice)	8 @DAL 1/13
FTM	7 @MIL 1/29/23	5 @CHA 12/15
FTA	8 @MIL 1/29/23	6 @CHA 12/15
OREB	3 @CHA 3/21/22	2 PHI 11/29
DREB	7 (Twice)	7 @CHA 12/15
TREB	8 (Twice)	8 @CHA 12/15
ASTS	10 HOU 3/13/22	7 HOU 2/22
STLS	6 HOU 3/13/22	4 LAL 12/31
BLKS	2 (5 Times)	2 (3 Times)
MINs	34 @CLE 1/16/23	27 @MIN 1/3

ABOUT JOSE: Alvarado is of Puerto Rican and Mexican heritage...He and his girlfriend, Flor Castillo, have a daughter named Nazanin, who was born in February 2020... Began playing basketball at age nine... Graduated May 8, 2021 with a bachelor's degree in literature, media and communications... Appeared in five games at MGM Resorts 2021 NBA Summer League for the Pelicans in Las Vegas, averaging 4.4 points, 1.8 rebounds, 2.0 assists and 1.4 steals.

11 DYSON DANIELS – G – HT: 6-7 WT: 203 – BORN: 3/17/03 – AUSTRALIA – 2nd NBA SEASON**2023-24 TOTALS**

G-GS	PPG	RPG	APG	MPG	FG%	3PT%
52-15	5.5	3.7	2.6	21.9	.438	.291

LAST 5 GAMES:

OPP	MIN	FG	3FG	FT	REB (O-D-T)	AST	PF	STL	TO	BS	PTS
at IND 2/28			I	N	A	C	T	I	V	E	
vs. IND 3/1			I	N	A	C	T	I	V	E	
at TOR 3/5			I	N	A	C	T	I	V	E	
at PHI 3/8			I	N	A	C	T	I	V	E	
at ATL 3/10			I	N	A	C	T	I	V	E	

2023-24 Season at a Glance:

- On 11/1 at OKC, swatted a **career-high** two blocks to go along with a **career-high** three offensive rebounds.
- On 11/2 vs. DET, scored 10 points, shooting a perfect 2-of-2 from behind the arc.
- On 11/8 at MIN, notched four steals to go along with seven points, five assists and three boards.
- On 11/10 at HOU, played a **career-high** 41 minutes, posting 10 points and 10 rebounds, which resulted in his **first-career** double-double.
- On 11/12 vs. DAL, scored a **career-high** 17 points, shooting 7-of-12 (.583) from the floor, including 3-of-6 (.500) from three-point range.
- On 11/25 at UTA, posted a **career-high** six steals in 34 minutes of action.
- On 1/7 vs. SAC, scored 14 points, shooting a perfect 6-of-6 from the floor, including 2-of-2 from three-point range.
- On 1/30/24 was selected to compete in the 2024 Panini Rising Stars.
- On 2/7 at LAC, posted 10 points, four rebounds, one assist, four steals and two blocks in 22 minutes of play.

	CAREER HIGHS	2023-24 HIGHS
PTS	17 DAL 11/12/23	17 DAL 11/12
FGM	7 DAL 11/12/23	7 DAL 11/12
FGA	14 UTA 11/25/23	14 UTA 11/25
3FGM	3 DAL 11/12/23	3 DAL 11/12
3FGA	6 (3 Times)	6 (3 Times)
FTM	6 @HOU 11/10/23	6 @HOU 11/10
FTA	6 (Twice)	6 (Twice)
OREB	3 (Twice)	3 (Twice)
DREB	8 (Twice)	8 @HOU 11/10
TREB	10 @HOU 11/10/23	10 @HOU 11/10
ASTS	9 TOR 11/30/22	7 (Twice)
STLS	6 UTA 11/25/23	6 UTA 11/25
BLKS	2 (4 Times)	2 (4 Times)
MINs	41 @HOU 11/10/23	41 @HOU 11/10

ABOUT DYSON: Full name is Dyson James Daniels...Favorite basketball shoe is the Freak 3's...Favorite place to eat in New Orleans is Saffron...Favorite movie is the Transformers...Favorite T.V. show is Shaun the Sheep...Likes to DJ in his free time...Serena Williams is his favorite athlete outside of basketball.

24 JORDAN HAWKINS – G – HT: 6-5 WT: 192 – BORN: 4/29/02 – UCONN – ROOKIE

2023-24 TOTALS

G-GS	PPG	RPG	APG	MPG	FG%	3PT%
55-10	9.1	2.6	1.2	19.5	.390	.370

LAST 5 GAMES:

OPP	MIN	FG	3FG	FT	REB (O-D-T)	AST	PF	STL	TO	BS	PTS
at IND 2/28	18	3-5	1-3	0-0	0-0-0	2	1	0	1	0	7
vs. IND 3/1	7	2-3	2-3	0-0	1-0-1	0	0	0	0	0	6
at TOR 3/5	10	1-6	0-2	0-0	0-2-2	0	1	0	0	0	2
at PHI 3/8		*		D	N	P	-	C	D	*	
at ATL 3/10		*		D	N	P	-	C	D	*	

2023-24 HIGHS

PTS	34 @DAL 1/13
FGM	11 @DAL 1/13
FGA	19 (3 Times)
3FGM	7 @DEN 11/6
3FGA	14 @DEN 11/6
FTM	6 @DAL 1/13
FTA	8 @DAL 1/13
OREB	4 @OKC 11/1
DREB	7 @HOU 11/10
TREB	7 (3 Times)
ASTS	4 (5 Times)
STLS	2 (4 Times)
BLKS	2 BKN 1/2
MINs	41 @HOU 11/10

2023-24 Season at a Glance:

- Made his first NBA start on 10/30 vs. GSW.
- On 10/30 vs. GSW, scored 14 points, shooting 6-of-13 (462) from the field. He added five boards and two assists.
- On 11/4 vs. ATL, scored 15 points, sinking four three pointers.
- On 11/6 at DEN, scored 31 points, converting a **career-high** seven three-pointers. He became the sixth New Orleans rookie to record a 30-point game.
- On 11/14 vs. DAL, scored a game-high 25 points, converting 8-of-17 (.471) from the floor, 5-of-12 (.417) from three-point range and a perfect 4-of-4 from the free throw line.
- On 1/2 vs. BKN, posted a **season-high** two blocks to go along with 11 points and an assist.
- On 1/10 at GSW, scored 14 points, shooting 5-of-9 (.556) from the field, including 4-of-5 (.800) from three-point range.
- On 1/13 at DAL, scored a **career-high** 34 points, shooting 11-of-19 (.579) from the field, 6-of-12 (.500) from three-point range and 6-of-8 (.750) from the free throw stripe.
- On 1/30/24 was selected to compete in the 2024 Panini Rising Stars.
- On 2/16 in both Rising Stars games, combined to score 12 points, shooting 5-of-7 (.714) from the floor and 2-of-3 (.667) from behind the arc. He added six rebounds and four assists.

ABOUT JORDAN: Jordan Dorrell Hawkins...Born April 29, 2002...Son of Jasmine and Craig Hawkins...Has two older sisters, Alexis and Chynna, and one younger sister, Paris...Played for two seasons at powerhouse high school DeMatha Catholic, which produced current NBA guards Markelle Fultz and Victor Oladipo...Cousin of Angel Reese, who helped lead LSU to the 2023 women's national championship.

33 MALCOLM HILL – F – HT: 6-6 WT: 220 – BORN: 10/26/95 – ILLINOIS – 3rd NBA SEASON

2023-24 TOTALS

G-GS	PPG	RPG	APG	MPG	FG%	3PT%
--	--	--	--	--	--	--

LAST 5 GAMES:

OPP	MIN	FG	3FG	FT	REB (O-D-T)	AST	PF	STL	TO	BS	PTS
at IND 2/28		I	N	A	C	T	I	V	E		
vs. IND 3/1		I	N	A	C	T	I	V	E		
at TOR 3/5		I	N	A	C	T	I	V	E		
at PHI 3/8		I	N	A	C	T	I	V	E		
at ATL 3/10		I	N	A	C	T	I	V	E		

2023-24 Seasons at a Glance (Birmingham Squadron – G League):

- Appeared in 27 games (all starts) this season with the Pelicans' G League affiliate, the Birmingham Squadron, averaging 21.3 points, 6.6 rebounds, and 2.8 assists in 35.4 minutes per contest.
- Was recently named NBA G League Player of the Week for games played Jan. 15 through Jan. 2, a period in which he averaged 34.7 points, 9.0 rebounds and 2.0 assists per contest.
- Scored 44 points on 1/18/24, which is the Squadron franchise record for points in a game.

CAREER HIGHS

PTS	13 @CHI 12/29/21	--
FGM	5 @CHI 12/29/21	--
FGA	8 @CHI 12/29/21	--
3FGM	3 @CHI 12/29/21	--
3FGA	5 (Twice)	--
FTM	4 @CHI 12/27/21	--
FTA	4 @CHI 12/27/21	--
OREB	4 @MEM 1/17/22	--
DREB	4 @MEM 1/17/22	--
TREB	8 @MEM 1/17/22	--
ASTS	3 @MIN 4/10/22	--
STLS	3 @CHI 12/29/21	--
BLKS	1 (3 Times)	--
MINs	30 @MEM 1/17/22	--

ABOUT MALCOLM: Parents are Malcolm and Machanda and Hill...Father played Div. II college basketball at Missouri-St. Louis...Has two younger brothers, Clayton and Anderson, and a younger sister, Paige...Played in The Basketball Tournament 2020 for House of Paig, a team composed of primarily Illinois alumni.

14 BRANDON INGRAM – F – HT: 6-8 WT: 210 – BORN: 9/2/97 – DUKE – 8TH NBA SEASON

2023-24 TOTALS

G-GS	PPG	RPG	APG	MPG	FG%	3PT%
58-58	21.4	5.1	5.9	33.2	.492	.363

LAST 5 GAMES:

OPP	MIN	FG	3FG	FT	REB (O-D-T)	AST	PF	STL	TO	BS	PTS
at IND 2/28	29	8-20	1-5	13-13	1-5-6	4	1	0	1	0	30
vs. IND 3/1	30	13-21	1-2	7-9	1-7-8	6	3	1	2	0	34
at TOR 3/5	25	5-7	0-1	2-2	1-2-3	6	3	0	2	0	12
at PHI 3/8	35	6-10	2-2	3-4	0-7-7	5	3	0	4	2	17
at ATL 3/10	32	3-9	0-1	1-2	0-7-7	10	2	1	2	0	7

2023-24 Season at a Glance:

- On 10/25 at MEM, scored 19 points on 7-of-18 (.389) shooting and 5-of-6 (.833) from the free throw line, to go along with seven rebounds, six assists, and two steals.
- On 11/6 at DEN, scored 22 points helping him pass 8,000 career points.
- On 11/10 at HOU, scored 31 points, shooting 11-of-24 (.458) from the floor, while adding six boards, five assists and one block. This marks his first 30-point game this season.
- On 11/14 vs. DAL, scored a game-high 25 points, shooting 11-of-20 (.550) from the floor and a perfect 2-of-2 from the free throw line. Ingram added seven assists, nine rebounds and two steals.
- On 11/18 vs. MIN, scored 30 points, shooting 11-of-24 (.458) from the field and 7-of-9 (.778) from the free throw line.
- On 11/20 vs. SAC, scored 31 points, converting 11-of-18 (.611) from the floor and a perfect 5-of-5 from behind the arc. In the third quarter, Ingram scored 18 points, which marks the **second-highest point total** for any quarter in his career. He sunk a perfect 4-of-4 from the three-point line in the third quarter.
- On 11/24 at LAC, scored 30 points, shooting 12-of-21 (.571) from the floor, 2-of-5 (.400) from three-point range and 4-of-6 (.667) from the free throw line. Ingram added four rebounds and five assists in 35 minutes of play.
- On 12/4 at SAC, scored 30 points on 10-of-20 (.500) from the floor, 3-of-6 (.500) from three-point distance. Ingram added eight rebounds, six assists and a steal.
- On 12/13 at WAS, scored 40 points, shooting 14-of-23 (.609) from the floor and 11-of-12 (.917) from the free throw line. In the first half, Ingram scored 26 points, which is tied for the second most points scored in any half in his career.
- On 12/19 vs. MEM, scored a team-high 34 points on 11-of-18 (.611) from the floor, a perfect 1-of-1 from three-point range and 11-of-12 (.917) from the free throw stripe. Ingram added six assists, four rebounds and two steals.
- On 12/26 vs. MEM, posted 24 points, six rebounds, seven assists, three steals and tied a **career-high** four blocks.
- On 1/17 vs. CHA, posted his **first triple-double of the season (third-career triple-double)**, scoring 28 points, hauling in 10 rebounds and tossing out 10 assists. His 10 rebounds mark a **season-high**. In the first frame, he sunk 4-of-5 (.800) from three-point range. Additionally, Ingram tossed out six assists in the first frame, which tied his **career-high** for assists in a quarter.
- On 2/5 vs. TOR, posted a **season-high** 41 points, nine assists, six rebounds and a block while committing zero turnovers in under 30 minutes of play. This performance marks the first time in NBA history that a player has posted 40-plus points, nine-plus assists, zero turnovers in 30 minutes or less. Ingram finished the first half with 21 points, five rebounds and four assists, while shooting 9-of-11 (.818) from the floor, including 2-of-3 (.667) from three-point range. Ingram's 81.8% field goal percentage is the **highest field goal percentage in any half of Ingram's career** (min. 10 field goal attempts). In the third quarter, Ingram scored 20 points, which is the **second-most points he's scored in any quarter in his career**. Additionally, Ingram converted 6-of-8 (.750) from three-point range in the third frame. Ingram's six made three-pointers in the third quarter marks the most threes by any **Pelicans player in franchise history in a single quarter**. Lastly, Ingram's 20 points and five assists in the third quarter, marks the first time in franchise history a player has posted 18-plus points and five-plus assists in a single quarter.
- On 3/1 vs. IND, finished the game with 34 points on 13-of-21 (.619) shooting, including 1-of-2 (.500) from deep. Ingram added eight rebounds and seven assists in 30 minutes played. In the first quarter, Ingram scored 19 points, shooting 9-of-11 (.818) from the floor, including a perfect 1-of-1 from three-point range. His 19 points scored in the quarter marks his third-highest point total for any quarter in his career.

	CAREER HIGHS	2023-24 HIGHS
PTS	49 UTA 1/16/20	41 TOR 2/5
FGM	18 @POR 3/1/23	16 TOR 2/5
FGA	31 IND 1/4/21	25 @MIN 11/8
3FGM	8 TOR 2/5/24	8 TOR 2/5
3FGA	12 (Twice)	11 (3 Times)
FTM	16 UTA 1/16/20	13 @IND 2/28
FTA	20 UTA 1/16/20	13 @IND 2/28
OREB	4 (4 Times)	4 @HOU 1/31
DREB	14 @HOU 10/26/19	9 CHA 1/17
TREB	15 @HOU 10/26/19	10 (Twice)
ASTS	13 (Twice)	11 PHX 1/19
STLS	4 (4 Times)	3 (5 Times)
BLKS	4 (Twice)	4 MEM 12/26
MINs	46 MEM 4/5/23	42 MEM 12/26

ABOUT BRANDON: Son of Donald and Joann Ingram...Has an older brother, Donovan (who goes by 'Bo'), and an older sister, Brittany...Hosts school supply giveaways in his home town of Kinston, NC.

5 HERB JONES – G/F – HT: 6-7 WT: 212 – BORN: 10/6/98 – ALABAMA – 3rd NBA SEASON

2023-24 TOTALS

G-GS	PPG	RPG	APG	MPG	FG%	3PT%
59-59	11.3	3.6	2.5	29.4	.514	.435

LAST 5 GAMES:

OPP	MIN	FG	3FG	FT	REB (O-D-T)	AST	PF	STL	TO	BS	PTS
at IND 2/28	38	5-9	1-3	3-4	1-3-4	1	4	0	0	1	14
vs. IND 3/1	26	3-4	0-0	0-0	0-1-1	1	2	2	0	0	6
at TOR 3/5	25	6-10	5-8	0-0	0-2-2	3	3	2	1	0	17
at PHI 3/8	31	1-4	1-3	1-1	0-3-3	3	2	0	1	1	4
at ATL 3/10	30	3-5	1-2	0-0	0-1-1	2	3	2	2	3	7

2023-24 Season at a Glance:

- On 10/25 at MEM, notched eight rebounds to go along with 13 points, three assists, one steal and one block.
- On 10/28 vs. NYK, scored 10 points on .667 shooting and a perfect 2-2 from deep.
- Led the team in blocks (3) vs. NYK on 10/28.
- On 11/02 vs. DET, scored 21 points, converting 6-of-7 (.857) from the field and a perfect 9-of-9 from the foul stripe. Posted three steals and four blocks against DET, in addition to three assists and five total rebounds.
- On 11/14 vs. DAL, returned to the starting lineup after missing three games due to a leg injury, posting 19 points, four rebounds, four assists, five steals and two blocks.
- On 11/18 vs. MIN, tied a **career-high** with eight assists to go along with 13 points, four rebounds, two steals and two blocks.
- On 12/2 at CHI, tied a **career-high** nine free throws on a **career-high** 10 free-throw attempts.
- On 12/2 at CHI, pulled down a **season-high** four offensive rebounds.
- On 12/4 at SAC, scored a **season-high** 23 points, shooting 8-of-13 (.615) from the floor, 3-of-5 (.600) from three-point distance and a perfect 4-of-4 from the free throw line. Jones added five boards, five assists and two blocks.
- On 12/11 vs. MIN, grabbed a **season-high** 10 rebounds to go along with seven points and five assists.
- On 1/3 at MIN, scored 16 points, converting 6-of-11 (.545) from the field, including 4-of-5 (.800) from behind the arc. His four made three-pointers marks a **season-high**.
- On 2/12 at MEM, scored a team-high 17 points, shooting 5-of-9 (.556) from the floor, 3-of-6 (.500) from three-point range and a perfect 4-of-4 from the free throw stripe. Jones added nine rebounds, five steals and added one assist.
- On 2/22 vs. HOU, posted 17 points, five rebounds, four assists and a **career-high** seven steals. Jones becomes the **fourth player in franchise history** to notch seven-plus steals in a game.
- On 3/5 at TOR, scored 17 points, shooting 5-of-8 (.625) from three-point range. His five made threes ties a **career-high**.

	CAREER HIGHS	2023-24 HIGHS
PTS	35 MEM 4/5/23	23 SAC 12/4
FGM	11 MEM 4/5/23	8 (3 Times)
FGA	21 MEM 4/5/23	13 (3 Times)
3FGM	5 (Twice)	5 @TOR 3/5
3FGA	8 (4 Times)	8 @TOR 3/5
FTM	9 (Twice)	9 (Twice)
FTA	10 @CHI 12/2/23	10 @CHI 12/2
OREB	6 @MIN 10/23/21	4 (Twice)
DREB	7 (6 Times)	7 MIN 12/11
TREB	11 (Twice)	10 MIN 12/11
ASTS	8 (3 Times)	8 MIN 11/18
STLS	7 HOU 2/22/24	7 HOU 2/22
BLKS	4 DET 11/2/23	4 DET 11/2
MINS	44 MEM 4/5/23	39 (Twice)

ABOUT HERB: Son of Walter Sr. and Verlander Jones...His father coached him in high school...Has one brother named Walter Jr...Majored in business management... Has two dogs Coco and Zeus...Favorite basketball shoe is the Kyrie 2...Favorite 2K is 2K14...Favorite athlete outside of basketball is Usain Bolt...Favorite movie is Apocalypto.

32 E.J. LIDDELL – F – HT: 6-6 WT: 242 – BORN: 12/18/00 – OHIO STATE – 1ST NBA SEASON

2023-24 TOTALS

G-GS	PPG	RPG	APG	MPG	FG%	FT%
8-0	0.5	0.6	0.1	2.9	.167	1.000

LAST 5 GAMES:

OPP	MIN	FG	3FG	FT	REB (O-D-T)	AST	PF	STL	TO	BS	PTS
at IND 2/28		I	N	A	C	T	I	V	E		
vs. IND 3/1		I	N	A	C	T	I	V	E		
at TOR 3/5		I	N	A	C	T	I	V	E		
at PHI 3/8		I	N	A	C	T	I	V	E		
at ATL 3/10		I	N	A	C	T	I	V	E		

2023-24 Seasons at a Glance:

- Returned on 10/28 vs. NYK after missing the entire 2022-23 season due to injury.
- On 11/8 at MIN, scored his **first-career NBA bucket**. He finished with four points in five minutes of action.
- On 1/12 at DEN, tossed out his first-career assist in just two minutes of play.

	2023-24 HIGHS
PTS	4 @MIN 11/8
FGM	1 @MIN 11/8
FGA	3 @MIN 11/8
3FGM	--
3FGA	2 @MIN 11/8
FTM	2 @MIN 11/8
FTA	2 @MIN 11/8
OREB	--
DREB	2 (Twice)
TREB	2 (Twice)
ASTS	1 @DEN 1/12
STLS	2 OKC 1/16
BLKS	1 (Twice)
MINS	5 @MIN 11/8

ABOUT E.J.: Son of Eric and Michelle Liddell...Has three siblings, Myah, Myles and Erica.

8 NAJI MARSHALL – F – HT: 6-7 WT: 225 – BORN: 1/24/98 – XAVIER (OH) – 4th NBA SEASON

2023-24 TOTALS

G-GS	PPG	RPG	APG	MPG	FG%	3PT%
52-1	7.3	3.6	2.0	18.9	.464	.393

LAST 5 GAMES:

OPP	MIN	FG	3FG	FT	REB (O-D-T)	AST	PF	STL	TO	BS	PTS
at IND 2/28	28	0-0	0-0	0-0	0-8-8	4	0	1	4	2	0
vs. IND 3/1	22	0-1	0-0	1-2	0-3-3	1	0	1	0	0	1
at TOR 3/5	20	5-10	1-4	0-0	3-4-7	4	2	1	1	0	11
at PHI 3/8	18	7-8	4-4	1-1	1-3-4	1	1	1	2	1	19
at ATL 3/10	18	3-5	1-1	0-0	0-5-5	3	0	0	0	0	7

2022-23 Season at a Glance:

- On 11/12 vs. DAL, appeared in his first game of the season, posting eight points, two rebounds and two assists, shooting 2-of-3 (.667) from the floor, 1-of-1 from behind the arc and a perfect 3-of-3 from the free throw stripe.
- On 11/14 vs. DAL, in 21 minutes of action posted 16 points, four rebounds, two assists, two blocks and a steal, while shooting 5-of-9 (.556) from the field, 1-of-4 (.250) from the three-point line and a perfect 5-of-5 from the free throw line.
- On 11/20 vs. SAC scored 11 points shooting 5-of-11 (.455) from the floor. He added seven boards and four assists.
- On 11/27 at UTA, made six field goals on a **season-high** 12 attempts. He added a **season-high** nine boards and a **season-high** three steals.
- On 12/13 at WAS, scored 16 points, shooting 6-of-11 (.545) from the field. 2-of-5 (.400) from three-point range and a perfect 2-of-2 from the free throw stripe. Marshall added seven assists which ties a **career-high**.
- On 2/10 at POR, posted 10 points, three rebounds and an assist, while shooting 4-of-5 (.800) from the floor, including a perfect 2-of-2 from three-point range.
- On 2/14 vs. WAS, scored 13 points, shooting 6-of-8 (.750) from the field and 1-of-3 (.333) from three-point range, to go along with six steals, two rebounds and an assist.
- On 3/8 at PHI, scored a **season-high** 19 points, shooting 7-of-8 (.875) from the floor, including a perfect 4-of-4 from three-point range. His seven made field goals and four made three-pointer both mark **season-highs**.

	CAREER HIGHS	2023-24 HIGHS
PTS	24 @DAL 1/7/23	19 @PHI 3/8
FGM	9 @DAL 1/7/23	7 @PHI 3/8
FGA	19 @WAS 1/9/23	12 (Twice)
3FGM	4 (3 Times)	4 (Twice)
3FGA	9 IND 12/26/22	5 (3 Times)
FTM	8 (3 Times)	5 (3 Times)
FTA	10 (4 Times)	7 @CLE 12/21
OREB	6 @MEM 5/10/21	3 (3 Times)
DREB	12 @GSW 5/14/21	8 @IND 2/28
TREB	13 @GSW 5/14/21	9 UTA 11/27
ASTS	7 (6 Times)	7 (Twice)
STLS	4 (Twice)	3 (Twice)
BLKS	2 (4 Times)	2 (Twice)
MINs	39 (Twice)	31 (Twice)

ABOUT NAJI: Majored in Liberal Arts at Xavier...Parents are Rayna Whitted and Maurice Marshall...Siblings are Maurice, Martia, Craig, Tai, Austin and Myles.

3 CJ McCOLLUM – G – HT: 6-3 WT: 202 – BORN: 9/19/91 – LEHIGH – 11th NBA SEASON

2023-24 TOTALS

G-GS	PPG	RPG	APG	MPG	FG%	3PT%
48-48	18.5	4.3	4.4	31.3	.456	.417

LAST 5 GAMES:

OPP	MIN	FG	3FG	FT	REB (O-D-T)	AST	PF	STL	TO	BS	PTS
at IND 2/28	34	9-21	5-8	0-0	2-4-6	3	3	0	1	0	23
vs. IND 3/1	25	5-11	4-7	0-0	0-4-4	1	2	2	0	2	14
at TOR 3/5	23	4-11	3-9	0-0	0-4-4	4	2	0	1	0	11
at PHI 3/8	27	5-14	0-7	0-0	0-4-4	1	2	0	3	0	10
at ATL 3/10	31	7-14	4-7	2-3	1-3-4	3	0	0	2	0	20

2023-24 Season at a Glance:

- On 10/25 at MEM, McCollum opened the season with 24 points, shooting 8-of-16 (.500) from the field, 6-of-11 (.545) from the three-point line, and a perfect 2-of-2 from the free throw line.
- On 11/01 at OKC, McCollum led the team's 22-point comeback victory with 29 points, a **season-high** 11 boards, and five assists.
- On 11/02 vs. DET, scored a **season-high** 33 points, shooting 10-of-23 (.435) from the field, 3-of-10 (.300) from deep, and 10-of-11 (.909) from the charity stripe.
- On 11/29 vs. PHI, returned to the lineup for New Orleans after missing 12 games in a row, posting 20 points, four rebounds, five assists, two steals and a block. McCollum shot 7-of-16 (.438) from the floor, including 3-of-8 (.375) from deep range.
- On 12/19 vs. MEM, scored 18 points, shooting 6-of-11 (.545) from the field, including 6-of-9 (.667) from behind the arc.
- On 12/21 at CLE, scored 18 points, shooting 7-of-15 (.467) from the floor and sunk a perfect 2-of-2 from the free throw line. McCollum tied a **season-high** with four steals.
- On 12/31 vs. LAL, notched 22 points, nine assists, five rebounds, a steal and a block, while shooting 8-of-19 (.421) from the floor and 6-of-11 (.545) from three-point range. In the first quarter, McCollum posted 15 points and four assists, while shooting 5-of-7 (.714) from three-point range distance. McCollum's five three's ties a franchise-high for three's made in a quarter and ties a career-high for three-pointers made in any quarter.
- On 1/3 at MIN, scored 24 points, shooting 8-of-16 (.500) from the field, 4-of-6 (.667) from three-point land and a perfect 4-of-4 from the foul stripe. He added three boards, five assists and a block in 30 minutes of action.
- On 1/7 vs. SAC, scored a game-high 30 points, shooting 11-of-16 (.688) from the floor and 7-of-10 (.700) from three-point range.
- On 1/23 vs. UTA, sunk a **season-high** nine three-pointers.
- On 2/7 at LAC, posted 25 points, seven rebounds, four assists and a steal, while shooting 10-of-17 (.588) from the field, including 5-of-11 (.455) from three-point range.
- On 2/22 vs. HOU, scored a game-high 28 points, shooting 11-of-22 (.500) from the floor, 4-of-10 (.400) from three-point range and 2-of-3 (.667) from the free throw line. This marks the eighth time this season McCollum has scored 25-plus points. Additionally, the Pelicans are now 18-1 when McCollum scores 20-plus points this season.

	CAREER HIGHS	2023-24 HIGHS
PTS	50 CHI 1/31/18	33 (Twice)
FGM	18 CHI 1/31/18	11 (3 Times)
FGA	31 @GSW 1/4/17	23 DET 11/2
3FGM	11 PHI 12/30/22	9 UTA 1/23
3FGA	16 (3 Times)	13 UTA 1/23
FTM	14 PHI 12/28/17	10 DET 11/2
FTA	14 PHI 12/28/17	11 DET 11/2
OREB	4 (3 Times)	2 (5 Times)
DREB	10 (Twice)	10 @OKC 11/1
TREB	11 (3 Times)	11 @OKC 11/1
ASTS	12 (Twice)	9 LAL 12/31
STLS	5 (Twice)	4 (Twice)
BLKS	4 SAC 12/4/19	3 ATL 11/4
MINs	46 MEM 7/31/20	41 MEM 12/19

ABOUT CJ : Son of Kathy Andrews and Errick McCollum...His older brother, Errick, has played nine seasons of professional basketball overseas, most recently playing for BC Khimki in Russia...Was elected as the president of the National Basketball Players Association on August 7, 2021 after serving as a vice president on the NBPA's executive committee since 2018...Participated in the 2017 NBA Africa Game in Johannesburg, South Africa...Majored in journalism at Lehigh and hopes to become a sports analyst and broadcaster...Penned an article for The Sporting News in 2012 about his decision to return to school his senior year...Is a contributing editor for The Players' Tribune and has written multiple articles for the site...Hosts his own podcast called Pull Up...Has released an Oregon pinot noir and a rosé under his signature wine label, McCollum Heritage 91...Favorite foods are french fries and his mother's lasagna.

25 TREY MURPHY III – G/F – HT: 6-8 WT: 211 – BORN: 6/18/00 – VIRGINIA – 3rd NBA SEASON

2023-24 TOTALS

G-GS	PPG	RPG	APG	MPG	FG%	3PT%
39-10	14.0	4.2	1.8	27.2	.443	.378

LAST 5 GAMES:

OPP	MIN	FG	3FG	FT	REB (O-D-T)	AST	PF	STL	TO	BS	PTS
at IND 2/28	31	4-11	2-8	1-1	1-3-4	7	0	1	0	0	11
vs. IND 3/1	28	8-14	6-12	6-9	1-6-7	1	2	2	0	0	28
at TOR 3/5	29	11-17	10-14	2-4	2-4-6	1	0	1	0	0	34
at PHI 3/8	28	3-8	2-7	2-2	1-2-3	3	1	1	0	1	10
at ATL 3/10	30	10-18	6-13	2-2	0-7-7	2	1	0	2	0	28

2023-24 Season at a Glance:

- On 12/1 vs. SAS, made his season debut, posting 18 points, converting 7-of-13 (.538) from the floor, including 4-of-10 (.400) from three-point range.
- On 12/4 at SAC, scored 16 points off the bench, shooting 6-of-13 (.462) from the field and 3-of-8 (.375) from behind the arc.
- On 12/13 at WAS, scored 27 points, shooting 7-of-10 (.700) from the floor, 6-of-7 (.857) from three-point range and 7-of-8 (.875) from the free throw line. Murphy added six rebounds and four assists.
- On 12/21 at CLE, scored 28 points, converting 10-of-16 (.625) from the floor, 6-of-10 (.600) from three-point range and a perfect 2-of-2 from the free throw stripe.
- On 1/7 at SAC, posted 11 points, five assists, two rebounds and a steal, while shooting 4-of-7 (.571) from the floor and 3-of-6 (.500) from three-point range.
- On 2/5 vs. TOR, swatted two blocks to go along with 10 points and six rebounds.
- On 2/10 at POR, scored 24 points, shooting 7-of-10 (.700) from the floor, 5-of-8 (.625) from three-point range and 5-of-6 (.833) from the foul stripe.
- On 2/22 vs. HOU, tied a **season-high** with three steals and tied a **career-high** with three blocks. Murphy III added 13 points, three rebounds and an assist.
- On 2/27 at NYK, led the way for New Orleans, scoring a game-high 26 points on 9-of-14 (.643) from the floor, 6-of-11 (.545) from three-point distance and 2-of-3 (.667) from the free throw line. Murphy added seven boards, four assists and a steal. Additionally, in the fourth quarter, Murphy scored 16 of his 26 points, shooting a perfect 5-of-5 from the field, including 4-of-4 from the three-point range.
- On 2/28 at IND, tossed out a **career-high** seven assists to go along with 11 points, four rebounds and a steal.
- On 3/5 at TOR, scored a **season-high** 34 points, shooting 11-of-17 (.647) from the floor, including 10-of-14 (.714) from three-point distance. His 10 made three-pointers ties a **career-high**. He became the 7th player in NBA history to have two-plus games with at least 10 three-pointers made, joining Steph Curry, Klay Thompson, Damian Lillard, J.R. Smith, James Harden and Zach LaVine. Additionally, he is the 7th player in NBA history to have 10 threes in a game off the bench. Lastly, Murphy became the **first player in franchise history** with three games of nine-plus threes made and is also the **only player in franchise history** with multiple games of 10-plus threes made.
- On 3/10 at ATL, scored 28 points, shooting 10-of-18 (.556) from the field, 6-of-13 (.462) from three-point range a perfect 2-of-2 from the free throw line.

	CAREER HIGHS	2023-24 HIGHS
PTS	41 POR 3/12/23	34 @TOR 3/5
FGM	13 POR 3/12/23	11 @TOR 3/5
FGA	21 NYK 4/7/23	18 @ATL 3/10
3FGM	10 (Twice)	10 @TOR 3/5
3FGA	14 (Twice)	14 @TOR 3/5
FTM	9 (Twice)	9 @DAL 1/15
FTA	12 @DAL 1/15/24	12 @DAL 1/15
OREB	4 (6 Times)	3 (Twice)
DREB	9 CHI 11/16/22	10 CHI 2/25
TREB	10 CHI 11/16/22	10 CHI 2/25
ASTS	7 @IND 2/28	7 @IND 2/28
STLS	4 CHA 3/23	3 (Twice)
BLKS	3 (3 Times)	3 HOU 2/22
MINS	46 MEM 4/5/23	37 CHI 2/25

ABOUT TREY: Son of Kenneth and Albeda Murphy...Father, Kenneth, played basketball at East Carolina from 1986-88...Was named 2020-21 All-ACC Academic Team selection...Made C-USA Commissioner's Honor Roll two straight seasons at Rice.

22 LARRY NANCE JR. – F – HT: 6-8 WT: 242 – BORN: 1/1/93 – WYOMING – 9TH NBA SEASON

2023-24 TOTALS

G-GS	PPG	RPG	APG	MPG	FG%	3PT%
46-0	5.5	5.1	1.6	18.8	.586	.438

LAST 5 GAMES:

OPP	MIN	FG	3FG	FT	REB (O-D-T)	AST	PF	STL	TO	BS	PTS
at IND 2/28	23	3-3	0-0	0-0	1-5-6	1	1	0	2	1	6
vs. IND 3/1	15	2-2	0-0	0-0	1-2-3	3	1	0	0	0	4
at TOR 3/5	16	3-5	0-0	0-0	2-4-6	2	3	1	1	1	6
at PHI 3/8	27	2-7	1-1	2-2	2-2-4	1	2	1	0	1	7
at ATL 3/10	29	4-4	0-0	2-3	1-1-2	3	1	4	0	0	10

2023-24 Season at a Glance:

- On 11/01 at OKC, scored nine points on .800 shooting, including 1-of-1 from three.
- On 11/24 at LAC, swatted a **season-high** three blocks and added four points and three boards in 20 minutes.
- On 12/28 vs. UTA, returned to the lineup after missing 13 consecutive games. Nance posted nine points, seven rebounds, a **season-high** five steals and a block in 25 minutes of action.
- On 12/31 vs. LAL, posted his 60th career double-double, scoring 11 points and hauling in a **season-high** 10 rebounds. In the third quarter, Nance Jr. scored his 3,000th career point.
- On 1/3 at MIN, posted eight points, nine boards, two assists, a steal and a block.
- On 1/12 at DEN, scored 13 points, shooting a **season-high** 3-of-4 (.750) from three-point distance.
- On 1/15 at DAL, scored a **season-high** 14 points, shooting 5-of-11 (.455) from the floor and a perfect 3-of-3 from the free throw line.
- On 2/7 at LAC, posted two points, three rebounds, three assists and four steals in 27 minutes of action.
- On 2/9 at LAL, tossed out a **season-high** six assists to go along with four points and six rebounds.
- On 3/10 at ATL, posted 10 points, two rebounds, three assists and four steals in 29 minutes of play.

	CAREER HIGHS	2023-24 HIGHS
PTS	23 ATL 2/12/20	14 (Twice)
FGM	10 (Twice)	5 (4 Times)
FGA	17 UTA 3/2/20	11 @DAL 1/15
3FGM	4 @MEM 1/7/21	3 @DEN 1/12
3FGA	6 (6 Times)	4 (Twice)
FTM	9 @MIL 2/10/17	6 @DAL 1/13
FTA	10 @MIL 2/10/17	6 @DAL 1/13
OREB	10 NYK 2/11/19	5 MIA 2/23
DREB	15 @SAC 4/4/19	8 (Twice)
TREB	19 @WAS 2/8/19	10 LAL 12/31
ASTS	9 UTA 12/29/21	6 @LAL 2/9
STLS	6 (Twice)	5 UTA 12/28
BLKS	4 @CHI 11/10/18	3 LAC 11/24
MINS	45 BKN 1/20/21	30 @MEM 2/12

ABOUT LARRY: Parents are Larry Sr. and Jaynee Nance...Has an older sister, Casey, who played basketball at the University of Dayton and a younger brother, Pete...Larry Sr., a three-time NBA All-Star, NBA All-Defensive First Team member and winner of the inaugural NBA Slam Dunk Contest in 1984, played 13 seasons in the NBA...Nance Jr. graduated with a degree from Wyoming in criminal justice...Did not play organized basketball until he was 13...Was diagnosed with Crohn's Disease as a sophomore in high school but has excelled despite of it...Looks up to former NFL quarterback David Garrard, who was diagnosed with Crohn's in 2004 while playing for the Jacksonville Jaguars.

50 JEREMIAH ROBINSON-EARL – F/C – HT: 6-9 WT: 230 – BORN: 11/3/00 – VILLANOVA – 3rd NBA SEASON

2023-24 TOTALS

G-GS	PPG	RPG	APG	MPG	FG%	3PT%
27-1	3.5	2.2	0.4	9.7	.500	.414

LAST 5 GAMES:

OPP	MIN	FG	3FG	FT	REB (O-D-T)	AST	PF	STL	TO	BS	PTS
at IND 2/28		*		D	N	P	-	C	D	*	
vs. IND 3/1	4	0-1	0-1	2-2	0-0-0	0	0	0	1	0	2
at TOR 3/5	7	0-2	0-0	0-0	0-2-2	0	0	0	0	0	0
at PHI 3/8		*		D	N	P	-	C	D	*	
at ATL 3/10		*		D	N	P	-	C	D	*	

2023-24 Season at a Glance:

- On 11/8 at MIN, started his first game he appeared in for the Pelicans, scoring 11 points, nine rebounds and an assist, while shooting 3-of-7 (.439) from the field, 1-of-2 (.500) from three-point range and a perfect 4-of-4 from the free throw line.
- On 12/21 at CLE, tied a **season-high** 11 points, shooting 5-of-6 (.833) from the floor, including 1-of-2 from deep range.
- On 12/23 vs. HOU, posted four points, three rebounds, two assists, a **season-high** two steals and swatted his first shot of the season in 22 minutes of play.
- On 2/23 vs. MIA, posted five points, six rebounds, an assist and a steal in 24 minutes of play.

	CAREER HIGHS	2023-24 HIGHS
PTS	18 @UTA 4/6/22	11 (3 Times)
FGM	7 @NYK 11/13/22	5 @CLE 12/21
FGA	13 MEM 4/9/23	8 DAL 11/12
3FGM	4 (Twice)	3 DAL 11/12
3FGA	7 @BOS 11/20/21	5 DAL 11/12
FTM	4 (5 Times)	4 (Twice)
FTA	5 @MIL 1/27/24	5 @MIL 1/27
OREB	5 (5 Times)	3 (3 Times)
DREB	10 (Twice)	6 @MIN 11/8
TREB	14 SAC 11/12/21	9 @MIN 11/8
ASTS	4 (3 Times)	2 (Twice)
STLS	3 (4 Times)	2 (Twice)
BLKS	3 @MEM 11/18/22	1 (4 Times)
MINS	40 MEM 4/9/23	28 @MIN 11/8

ABOUT JEREMIAH: Named a 2019 McDonald's All-American where he competed for the West team. Son of Katie Robinson and Lester Earl. Lester Earl played college basketball at LSU and the University of Kansas before playing professionally in Spain. Played AAU Basketball for KC Run GMC. Tabbed the 2018 Gatorade Kansas State Player of the Year. Earned a gold medal representing USA Basketball at the 2018 FIBA Americas U18 Championship. Started all six games and averaged 10.7 points and a team-leading 8.5 rebounds. Lists his gold medals as the best part of his career so far. Can play Guitar Hero on expert. Rick Fox is his celebrity lookalike. Kobe Bryant is his all-time favorite athlete. Fade to Black by Metallica is his guilty pleasure song.

37 MATT RYAN – F – HT: 6-7 WT: 215 – BORN: 4/17/97 – CHATTANOOGA – 3rd NBA SEASON

2023-24 TOTALS

G-GS	PPG	RPG	APG	MPG	FG%	3PT%
19-1	7.7	2.1	0.8	18.4	.452	.471

LAST 5 GAMES:

OPP	MIN	FG	3FG	FT	REB (O-D-T)	AST	PF	STL	TO	BS	PTS
at IND 2/28		*		D	N	P	-	C	D	*	
vs. IND 3/1	6	0-3	0-2	0-0	1-0-1	0	1	0	1	0	0
at TOR 3/5	7	2-4	2-4	0-0	0-2-2	1	1	0	0	0	6
at PHI 3/8		*		D	N	P	-	C	D	*	
at ATL 3/10		*		D	N	P	-	C	D	*	

2023-24 Season at a Glance:

- On 11/2 vs. DET, made his first career start scoring a **career-high** 20 points, shooting 7-of-10 (.700) from the field and 6-of-8 (.750) from deep.
- On 10/28 vs. NYK, dished out a **season-high** three assists.
- On 10/30 vs. GSW, scored 12 points to go along with two rebounds, two assists and one steal.
- On 11/6 at Den, scored 17 points, shooting 4-of-6 (.667) from three-point range.
- On 11/8 at MIN, made a **career-high** six free throws on a **career-high** six attempts.
- On 2/25 vs. CHI, scored 14 points, shooting 5-of-10 (.500) from the floor, including 4-of-9 (.444) from three-point range.

	CAREER HIGHS	2023-24 HIGHS
PTS	20 DET 11/2/23	20 DET 11/2
FGM	7 DET 11/2/23	7 DET 11/2
FGA	11 NOP 11/2/22	10 (Twice)
3FGM	6 DET 11/2/23	6 DET 11/2
3FGA	9 (Twice)	9 CHI 2/25
FTM	6 @MIN 11/8/23	6 @MIN 11/8
FTA	6 @MIN 11/8/23	6 @MIN 11/8
OREB	3 DAL 11/12/23	3 DAL 11/12
DREB	4 (Twice)	4 (Twice)
TREB	6 DAL 11/12/23	6 DAL 11/12
ASTS	4 @DEN 2/7/23	3 NYK 10/28
STLS	1 (12 Times)	1 (6 Times)
BLKS	1 (Twice)	1 NYK 10/28
MINS	35 DET 11/2/23	35 DET 11/2

ABOUT MATT: Born on April 17 in White Plains, N.Y....Son of Richard and Laurie Ryan...Older sister Mikela and younger brother Michael...Earned a bachelor's degree in Economics at Vandy...Received his MBA at Chattanooga.

0 DEREON SEABRON – G – HT: 6-6 WT: 190 – BORN: 5/26/00 – N.C. STATE – 2nd NBA SEASON

2023-24 TOTALS

G-GS	PPG	RPG	APG	MPG	FG%	3PT%
6-0	2.3	1.2	0.8	9.2	.308	.500

LAST 5 GAMES:

OPP	MIN	FG	3FG	FT	REB (O-D-T)	AST	PF	STL	TO	BS	PTS
at IND 2/28		*	D	N	P	-	C	D	*		
vs. IND 3/1		I	N	A	C	T	I	V	E		
at TOR 3/5		I	N	A	C	T	I	V	E		
at PHI 3/8		I	N	A	C	T	I	V	E		
at ATL 3/10		I	N	A	C	T	I	V	E		

2023-24 Season at a Glance:

- On 11/8 at MIN, played a **career-high** 17 minutes, posting a **career-high** nine points on 3-of-7 (.429) from the field, 1-of-2 (.500) from behind the arc and a perfect 2-of-2 from the free throw line.
- On 11/12 vs. DAL, notched three points, three boards a **career-high** two assists and his **first-career** block.

ABOUT DEREON: Has two younger brothers and one younger sister...Favorite basketball shoes are Kobe's...Z's Pizza is his favorite place to eat in New Orleans...Muhammad Ali is his favorite athlete outside of basketball...Favorite T.V. show is the Walking Dead.

	CAREER HIGHS	2023-24 HIGHS
PTS	9 @MIN 11/8/23	9 @MIN 11/8
FGM	3 @MIN 11/8/23	3 @MIN 11/8
FGA	7 @MIN 11/8/23	7 @MIN 11/8
3FGM	1 @MIN 11/8/23	1 @MIN 11/8
3FGA	2 @MIN 11/8/23	2 @MIN 11/8
FTM	2 (Twice)	2 (Twice)
FTA	2 (Twice)	2 (3 Times)
OREB	1 (Twice)	1 @MIN 11/8
DREB	3 DAL 11/12/23	3 DAL 11/12
TREB	3 (Twice)	3 (Twice)
ASTS	2 DAL 11/12/23	2 DAL 11/12
STLS	1 (Twice)	1 (Twice)
BLKS	1 DAL 11/12/23	1 DAL 11/12
MINS	17 @MIN 11/8/23	17 @MIN 11/8

17 JONAS VALANČIŪNAS – C – HT: 7-0 WT: 270 – BORN: 5/6/92 – LITHUANIA – 12TH NBA SEASON

2023-24 TOTALS

G-GS	PPG	RPG	APG	MPG	FG%	3PT%
64-64	13.2	9.5	2.2	24.9	.565	.354

LAST 5 GAMES:

OPP	MIN	FG	3FG	FT	REB (O-D-T)	AST	PF	STL	TO	BS	PTS
at IND 2/28	7	0-1	0-0	0-0	0-3-3	0	0	0	0	0	0
vs. IND 3/1	26	7-11	1-1	0-0	3-6-9	3	2	0	4	2	15
at TOR 3/5	20	3-6	2-2	2-2	1-9-10	1	2	0	2	1	10
at PHI 3/8	19	2-7	0-3	2-2	3-7-10	2	3	1	1	1	6
at ATL 3/10	17	1-2	0-0	2-2	0-9-9	1	1	0	2	2	4

2023-24 Season at a Glance:

- On 11/02 vs. DET, scored 23 points, shooting 9-of-16 (.463) from the field, 2-of-3 (.667) from three and 3-of-4 (.750) from the charity stripe.
- On 11/10 at HOU, swatted a **season-high** four blocks to go along with 15 points, nine rebounds and two assists.
- On 11/7 vs. DEN, scored 23 points, shooting 10-of-18 (.556) from the field and 1-of-3 (.333) from behind the arc.
- On 11/18 vs. MIN, notched his fourth double-double of the season, scoring 26 points, shooting 10-of-15 (.667) from the floor and a perfect 6-of-6 from the free throw line.
- On 12/1 vs. SAS, scored a game-high 24 points and grabbed 12 boards, posting his eighth double-double of the season.
- On 12/13 at WAS, hauled in a **season-high** 18 rebounds to go along with 16 points, three assists, one steal and a block in 33 minutes of action.
- On 12/15 at CHA, scored a **season-high** 29 points, shooting 11-of-16 (.688) from the field, 2-of-4 (.500) from three-point range and 5-of-6 (.833) from the free throw line.
- On 12/19 vs. MEM, posted 22 points, 14 rebounds, one assist, one steal and a block, while shooting 9-of-12 (.750) from the floor, a perfect 1-of-1 from three-point distance and a perfect 3-of-3 from the charity stripe.
- On 1/13 at DAL, posted 14 points, 12 rebounds, seven assists and two blocks in 28 minutes of play. He notched his 11,000th career point in the game.
- On 1/31 at HOU, posted 25 points, 14 rebounds, two assists and a block, while shooting 10-of-15 (.667) from the floor.
- On 2/5 vs. TOR, posted his 26th double-double of the season, scoring 10 points and hauling in 12 rebounds, including eight offensive boards which marks a **season-high**.
- On 2/22 vs. HOU, posted his 28th double-double of the season, scoring 20 points and hauling in 14 rebounds. He added three assists and a steal in 27 minutes of play.
- On 2/25 vs. CHI, posted his 30th double-double of the season, scoring 14 points and hauling in a game-high 17 rebounds.

	CAREER HIGHS	2023-24 HIGHS
PTS	39 @LAC 11/29/21	29 @CHA 12/15
FGM	16 (Twice)	11 @CHA 12/15
FGA	28 @PHX 3/30/19	18 DEN 11/17
3FGM	7 (Twice)	3 DAL 11/12
3FGA	10 MIL 12/19/22	5 (3 Times)
FTM	16 WAS 4/3/13	6 (6 Times)
FTA	18 WAS 4/3/13	9 (Twice)
OREB	12 IND 4/11/21	8 TOR 2/5
DREB	23 @ORL 3/22/19	15 @WAS 12/13
TREB	25 SAC 2/28/20	18 @WAS 12/13
ASTS	12 MIL 8/13/20	7 (Twice)
STLS	4 @POR 3/30/22	2 (3 Times)
BLKS	7 @MEM 4/1/16	4 @HOU 11/10
MINS	45 OKC 3/21/14	37 @CHA 12/15

ABOUT JONAS: While with the Raptors, sponsored a ticket program for youth in the Lithuanian/Canadian community and surprised youth basketball players at clinics in Toronto...Participated in the NBA and FIBA Basketball Without Borders Europe camp in Istanbul, Turkey in June 2008.

1 ZION WILLIAMSON – F – HT: 6-6 WT: 285 – BORN: 7/6/00 – DUKE – 4TH NBA SEASON

2023-24 TOTALS

G-GS	PPG	RPG	APG	MPG	FG%	FT%
53-53	22.1	5.6	5.2	30.7	.577	.695

LAST 5 GAMES:

OPP	MIN	FG	3FG	FT	REB (O-D-T)	AST	PF	STL	TO	BS	PTS
at IND 2/28	32	10-20	1-2	2-5	1-2-3	4	2	0	1	0	23
vs. IND 3/1	21	3-6	0-0	2-4	1-2-3	7	0	0	5	0	8
at TOR 3/5	26	7-11	0-0	2-2	2-6-8	9	0	1	1	2	16
at PHI 3/8	35	7-14	0-1	9-9	2-10-12	4	2	2	1	3	23
at ATL 3/10	36	10-14	0-0	7-10	2-4-6	7	2	0	1	2	27

2022-23 Season at a Glance:

- On 10/28 vs. NYK, scored 24 points, shooting 12-of-17 (.706) from the floor.
- On 11/4 vs. ATL, scored 25 points, shooting 9-of-16 (.563) from the field and 7-of-10 (.700) from the free throw line.
- On 11/6 at DEN, tossed out nine assists to go along with 20 points and 10 rebounds. This marks his second double-double of the season.
- On 11/17 vs. DEN, scored 26 points, shooting 10-of-17 (.588) from the floor and sunk his first three-pointer of the season.
- On 11/20 vs. SAC, finished the game with 26 points, shooting 12-of-16 (.750) from the floor, which is the **best field goal percentage** Williamson has posted in a game this season. In the second quarter, Williamson scored 18 points, which is the **second-highest point total** for any quarter in his career. Additionally, in the second frame, Williamson shot 8-of-11 (.727) from the floor and sunk a perfect 2-of-2 from the free throw line.
- On 11/24 vs. LAC, finished with 32 points, shooting 13-of-25 (.520) from the floor and 6-of-9 (.667) from the free throw stripe. Williamson added six boards, five assists and two steals in 34 minutes of play.
- On 11/29 vs. PHI, finished the game with 33 points, converting 11-of-12 (.917) from the field. Williamson's .917 field goal percentage marks a **season-high**. Lastly, this marks the sixth game in a row that Williamson has scored 25-plus points.
- On 12/11 vs. MIN, scored a **season-high** 36 points, shooting 13-of-17 (.765) from the floor and 10-of-12 (.833) from the free throw line.
- On 12/15 at CHA, grabbed 11 boards, to go along with 21 points and four assists.
- On 12/28 vs. UTA, notched his fifth double-double of the season, posting 21 points and hauling in a team-high 10 rebounds. He converted 10-of-14 (.714) from the floor and 1-of-3 (.333) from the free throw stripe. Tonight's double-digit rebounds performance marks Zion's second consecutive game grabbing 10-plus rebounds. This is only the fourth time in Williamson's career that he has notched two consecutive games with double digit rebounds.
- On 1/3 at MIN, scored 27 points, shooting 11-of-15 (.733) from the floor and 5-of-6 (.833) from the foul line. Williamson added six assists, four boards, one steal and a block.
- On 1/17 vs. CHA, posted 13 points, five rebounds, nine assists and **tied a season-high** with three steals.
- On 2/2 at SAS, notched 33 points, eight rebounds, four assists, a steal and a block, while shooting 12-of-21 (.571) from the floor and 9-of-13 (.692) from the free throw stripe. Additionally, Williamson hit the game-winning shot with 3.8 seconds remaining in regulation.
- On 2/14 vs. WAS, **tied a season-high** with 36 points, to go along with eight assists, six rebounds and a block, while shooting 15-of-21 (.714) from the floor and 6-of-9 (.667) from the free throw line.
- On 3/8 at PHI, hauled in a **season-high** 12 rebounds and **tied a career-high** with three blocks.

ABOUT ZION: Full name is Zion Lateef Williamson...Didn't play football in high school but was offered a scholarship by LSU...Enjoys writing poetry, listening to Jay-Z, and watching Naruto...Has a brother, Noah...His mother Sharonda ran track at Livingstone College, and his stepfather Lee Anderson played basketball at Clemson...Introduced his signature shoe, the Jordan Zion 1, on April 20, 2021...Favorite 2K is 2K13...Favorite place to eat in New Orleans is Dragos...Favorite athlete outside of basketball is Serena Williams...Favorite movie is He Got Game...Favorite TV show is Naruto.

40 CODY ZELLER – C – HT: 6-11 WT: 247 – BORN: 10/5/92 – INDIANA – 11TH NBA SEASON

2023-24 TOTALS

G-GS	PPG	RPG	APG	MPG	FG%	FT%
39-0	1.9	2.7	0.9	7.7	.417	.611

LAST 5 GAMES:

OPP	MIN	FG	3FG	FT	REB (O-D-T)	AST	PF	STL	TO	BS	PTS
at IND 2/28		*		D	N	P	-	C	D	*	
vs. IND 3/1	6	1-2	0-0	0-0	2-2-4	0	2	0	2	0	2
at TOR 3/5	4	2-4	0-0	1-1	5-1-6	1	1	0	0	1	5
at PHI 3/8		*		D	N	P	-	C	D	*	
at ATL 3/10		*		D	N	P	-	C	D	*	

2023-24 Season at a Glance:

- On 11/8 at MIN, scored four points, shooting 1-of-2 (.500) from the field and 2-of-3 (.667) from the free throw stripe. He added five boards and six rebounds in just 12 minutes of play.
- On 11/17 vs. DEN, swatted his first block of the season.
- On 11/20 vs. SAC, scored a **season-high** nine points and grabbed a **season-high** nine rebounds in 23 minutes of play.
- On 1/7 at SAC, scored seven points, shooting 2-of-3 (.667) from the field and sunk his first three-pointer of the season.
- On 3/5 at TOR, hauled in a **season-high** five offensive boards and **tied a season-high** swatting one shot.

ABOUT CODY: Full name is Cody Allen Zeller...is the son of Steve and Lorri Zeller...Has two brothers, Luke and Tyler...Is engaged to Leanna Crawford...His mother, Lorri, was inducted into the Coe College Athletic Hall of Fame for her talents in both basketball and softball...His uncle, Al Eberhard, played four seasons (1974-78) in the NBA as a member of the Detroit Pistons...Both of his brothers played basketball collegiately and professionally, with Luke attending Notre Dame (2005-09) and Tyler playing for North Carolina (2008-12)...Luke spent parts of the 2012-13 season with the Phoenix Suns and played overseas and in the NBA G League...Tyler played eight seasons in the NBA with Cleveland, Boston, Brooklyn, Milwaukee, Atlanta, Memphis and San Antonio...Cites his brothers as the individuals who made a difference in his life as he looked up to both of them...Graduated from Indiana with a major in Business Management, which he chose due to his enjoyment of business and finance...When he's not playing basketball he enjoys watching movies...Has his own charitable foundation, Like A Child, which aims to preserve the joy, curiosity and innocence of childhood by supporting organizations which provide resources for children and families to achieve their highest potential...His favorite sport other than basketball is football and he's a fan of the Indianapolis Colts...Wears size 16 sneakers.

	CAREER HIGHS	2023-24 HIGHS
PTS	43 MIN 12/28/22	36 (Twice)
FGM	16 (Twice)	15 WAS 2/14
FGA	28 PHI 4/9/21	25 LAC 11/24
3FGM	4 SAS 1/22/20	1 (5 Times)
3FGA	4 SAS 1/22/20	2 (3 Times)
FTM	14 MIN 12/28/22	11 PHI 11/29
FTA	19 (Twice)	13 @SAS 2/2
OREB	8 @SAS 2/27/21	7 @OKC 11/1
DREB	12 PHI 4/9/21	10 @PHI 3/8
TREB	15 (Twice)	12 @PHI 3/8
ASTS	11 (Twice)	11 (Twice)
STLS	5 SAS 12/27/20	3 (4 Times)
BLKS	3 (4 Times)	3 @PHI 3/8
MINS	42 (3 Times)	37 @DEN 11/6

	CAREER HIGHS	2023-24 HIGHS
PTS	28 GSW 2/25/19	9 SAC 11/20
FGM	13 GSW 2/25/19	4 SAC 11/20
FGA	15 (Twice)	7 SAC 11/20
3FGM	3 LAC 10/28/19	1 SAC 1/7
3FGA	4 (Twice)	1 (3 Times)
FTM	10 DET 12/7/15	2 (7 Times)
FTA	15 NYK 11/11/15	4 SAC 11/20
OREB	7 (3 Times)	5 @TOR 3/5
DREB	11 (4 Times)	6 SAC 11/20
TREB	15 (Twice)	9 SAC 11/20
ASTS	8 @SAS 2/1/20	6 @MIN 11/8
STLS	5 @CLE 4/3/16	2 @SAS 2/2
BLKS	5 (Twice)	1 (5 Times)
MINS	42 MIA 3/8/17	23 SAC 11/20

PELICANS ON SOCIAL MEDIA

<u>Player</u>	<u>X</u>	<u>Instagram</u>
Jose Alvarado	@AlvaradoJose15	@realrytejose
Dyson Daniels	@DysonDaniels	@dysondanielss11
Jordan Hawkins	@golive23	@_jordan5k
Malcolm Hill	@Malcolmillini21	@malcolmillini21
Brandon Ingram	@B_Ingram13	@1ngram4
Herbert Jones	@_hoopinglife	@yung.ch0
E.J. Liddell	@EasyE2432	@ejliddell
Naji Marshall	@marshall_naji8	@najimarshall
CJ McCollum	@CJMcCollum	@3jmcollum
Trey Murphy III	@treymurphy	@treymurphy
Larry Nance Jr.	@Larrydn22	@larrydn7
Jeremiah Robinson-Earl	@ThisIsJRE	@jeremiah
Matt Ryan	@Matt_Ryan04	@matt_ryan32
Dereon Seabron	@DBSeabron1	@dereonseabron1
Jonas Valanciūnas	@JValanciunas	@jvalanciunas
Zion Williamson	@Zionwilliamson	@zionwilliamson
Cody Zeller	@CodyZeller	@codyzeller



New Orleans Pelicans:

Pelicans: @PelicansNBA

Pelicans PR: @PelicansPR

Bally Sports New Orleans:

Joel Meyers: @JoelMeyersNBA

Antonio Daniels: @adaniels33

Jen Hale: @JenHale504

Pelicans Radio:

Todd Graffagnini: @NTGraff

John DeShazier: @JohnDeShazier

Erin Summers: @ErinESummers