

# WE GROW BASKETBALL HERE

# GAMENOTES



## REGULAR SEASON (48-34)

10/17	MEMPHIS	WFNI	FOX Sports Indiana	W	111-83
10/19	at Milwaukee	WFNI	FSI	L	101-118
10/20	BROOKLYN	WFNI	FSI	W	132-112
10/22	at Minnesota	WFNI	FSI	L	91-101
10/24	at San Antonio	WFNI	FSI	W	116-96
10/27	at Cleveland	WFNI	FSI	W	119-107
10/29	PORTLAND	WFNI	FSI	L	93-103
10/31	at New York	WFNI	FSI/ESPN	W	107-101
11/2	at Chicago	WFNI	FSI	W	107-105
11/3	BOSTON	WFNI	FSI	W	102-101
11/5	HOUSTON	WFNI	FSI	L	94-98
11/7	PHILADELPHIA	WFNI	FSI/ESPN	L	94-100
11/9	at Miami	WFNI	FSI	W	110-102
11/11	at Houston	WFNI	FSI	L	103-115
11/16	MIAMI	WFNI	FSI	W	99-91
11/17	ATLANTA	WFNI	FSI	W	97-89
11/19	UTAH	WFNI	FSI	W	121-94
11/21	at Charlotte	WFNI	FSI	L	109-127
11/23	SAN ANTONIO	WFNI	FSI	L	100-111
11/26	at Utah	WFNI	FSI	W	121-88
11/27	at Phoenix	WFNI	FSI	W	109-104
11/29	at L.A. Lakers	WFNI	FSI	L	96-104
12/1	at Sacramento	WFNI	FSI	L	110-111
12/4	CHICAGO	WFNI	FSI	W	96-90
12/7	at Orlando	WFNI	FSI	W	112-90
12/8	SACRAMENTO	WFNI	FSI	W	107-97
12/10	WASHINGTON	WFNI	FSI	W	109-101
12/12	MILWAUKEE	WFNI	FSI	W	113-97
12/14	at Philadelphia	WFNI	FSI/ESPN	W	113-101
12/16	NEW YORK	WFNI	FSI	W	110-99
12/18	CLEVELAND	WFNI	FSI	L	91-92
12/19	at Toronto	WFNI	FSI	L	96-99
12/21	at Brooklyn	WFNI	FSI	W	114-106
12/23	WASHINGTON	WFNI	FSI	W	105-89
12/26	at Atlanta	WFNI	FSI	W	129-121
12/28	DETROIT	WFNI	FSI	W	125-88
12/31	ATLANTA	WFNI	FSI	W	116-108
1/4	at Chicago	WFNI	FSI	W	119-116 <sup>OT</sup>
1/6	at Toronto	WFNI	FSI	L	105-121
1/8	at Cleveland	WFNI	FSI	W	123-115
1/9	at Boston	WFNI	FSI	L	108-135
1/11	at New York	WFNI	FSI/ESPN	W	121-106
1/15	PHOENIX	WFNI	FSI	W	131-97
1/17	PHILADELPHIA	WFNI	TNT	L	96-120
1/19	DALLAS	WFNI	FSI	W	111-99
1/20	CHARLOTTE	WFNI	FSI	W	120-95
1/23	TORONTO	WFNI	FSI	W	110-106
1/26	at Memphis	WFNI	FSI	L	103-106
1/28	GOLDEN STATE	WFNI	FSI	L	100-132
1/30	at Washington	WFNI	FSI/ESPN	L	89-107
1/31	at Orlando	WFNI	FSI	L	100-107
2/1	at Miami	WFNI	FSI	W	95-98
2/4	at New Orleans	WFNI	FSI	W	109-107
2/5	L.A. LAKERS	WFNI	FSI	W	136-94
2/7	L.A. CLIPPERS	WFNI	FSI	W	116-92
2/9	CLEVELAND	WFNI	FSI	W	105-90
2/11	CHARLOTTE	WFNI	FSI	W	99-90
2/13	MILWAUKEE	WFNI	FSI	L	97-106
2/22	NEW ORLEANS	WFNI	FSI	W	126-111
2/23	at Washington	WFNI	FSI	W	119-112
2/25	at Detroit	WFNI	FSI	L	109-113
2/27	at Dallas	WFNI	FSI	L	101-110
2/28	MINNESOTA	WFNI	FSI	W	122-115
3/2	ORLANDO	WFNI	FSI	L	112-117
3/5	CHICAGO	WFNI	FSI	W	105-96
3/7	at Milwaukee	WFNI	TNT	L	98-117
3/10	at Philadelphia	WFNI	ABC	L	89-106
3/12	NEW YORK	WFNI	FSI	W	103-98
3/14	OKLAHOMA CITY	WFNI	FSI	W	108-106
3/16	at Denver	WFNI	FSI	L	100-102
3/18	at Portland	WFNI	FSI/ESPN	L	98-106
3/19	at L.A. Clippers	WFNI	FSI	L	109-115
3/21	at Golden State	WFNI	FSI	L	89-112
3/24	DENVER	WFNI	FSI	W	124-88
3/27	at Oklahoma City	WFNI	FSI/ESPN	L	99-107
3/29	at Boston	WFNI	FSI	L	112-114
3/30	ORLANDO	WFNI	FSI	L	116-121
4/1	DETROIT	WFNI	FSI	W	111-102
4/3	at Detroit	WFNI	FSI	W	108-89
4/5	BOSTON	WFNI	FSI/ESPN	L	97-117
4/7	BROOKLYN	WFNI	FSI	L	96-108
4/10	at Atlanta	WFNI	FSI	W	135-134

ALL TIMES EASTERN DAYLIGHT TIME  
Games Broadcast Locally on FOX Sports Indiana and WFNI Radio (107.5 FM and 107.0 AM)  
<sup>OT</sup> OVERTIME PERIOD



## INDIANA PACERS (0-3) vs. BOSTON CELTICS (3-0)

First Round | Eastern Conference Playoffs | Game #4

Sunday, April 21, 2019 | 1:00 p.m. (ET)

Bankers Life Fieldhouse | Indianapolis, IN



## PROBABLE STARTERS

Position	No.	Player	Ht.	Wt.	Notes
Forward	44	Bojan Bogdanovic	6-8	216	<b>2018-19 Season Averages:</b> 18.0 ppg, 4.1 rpg, 2.0 apg, .497 FG%, .425 3FG%, .807 FT% <b>2019 Playoffs:</b> 16.7 ppg, 5.0 rpg, 2.7 apg, .388 FG%, .316 3FG%, .857 FT% Finished 10th in the NBA and fifth in franchise history in three-point percentage at 42.5 percent from behind the arc... Set career highs in points, rebounds, assists and steals... Finished with a season-high 37 points, the second-highest total of his NBA career, in the win over Minnesota, 2/28... Scored in double figures in 31 straight games from Nov. 3 to Jan. 9, the longest streak in his NBA career, and scored 20 or more points a career-high 32 times.
Forward	21	Thaddeus Young	6-8	221	<b>2018-19 Season Averages:</b> 12.6 ppg, 6.5 rpg, 2.5 apg, 1.5 spg, .527 FG%, .349 3FG%, .644 FT% <b>2019 Playoffs:</b> 11.0 ppg, 6.3 rpg, 4.0 apg, 3.7 spg, .424 FG%, .167 3FG%, .571 FT% Reached 5,000 rebounds for his career in the road win at Orlando, 12/7... He is one of eight active players in the NBA who have recorded 12,000 points, 5,000 rebounds, 1,000 assists and 1,000 steals in his career... Ranked 14th in the NBA in steals with 1.52 per game and 24th in field goal percentage at 52.7 percent this season... Including this season, Young has recorded more assists and steals than turnovers in all three of his seasons with the Pacers.
Center	33	Myles Turner	6-11	255	<b>2018-19 Season Averages:</b> 13.3 ppg, 7.2 rpg, 1.6 apg, 2.7 bpg, .487 FG%, .388 3FG%, .736 FT% <b>2019 Playoffs:</b> 8.7 ppg, 6.0 rpg, 2.0 apg, 1.7 bpg, .391 FG%, .250 3FG%, .556 FT% Led the NBA with a career-high 2.69 blocks per game, the league's highest average since the 2015-16 season... He became the first Pacers player since Jermaine O'Neal in 2000-01 to lead the league in blocks... Now the longest-tenured player on the Pacers roster, he has helped Indiana reach the playoffs in all four of his NBA seasons... Set a new career high with 17 double-doubles during the regular season.
Guard	23	Wesley Matthews	6-5	220	<b>2018-19 Season Averages:</b> 12.3 ppg, 2.5 rpg, 2.4 apg, .400 FG%, .373 3FG%, .810 FT% <b>2019 Playoffs:</b> 8.3 ppg, 2.7 rpg, 2.0 apg, .348 FG%, .375 3FG%, 1.000 FT% Signed with the Pacers as a free agent on Feb. 10... Scored 24 points and made six 3-pointers, most by any Pacers player this season, in the comeback win over New Orleans, 2/22... Appeared in 46 games previously this season with Dallas and New York and averaged 12.8 points, 2.3 rebounds and 2.3 assists per game.
Guard	2	Darren Collison	6-2	185	<b>2018-19 Season Averages:</b> 11.3 ppg, 3.1 rpg, 6.1 apg, 1.5 spg, .368 FG%, .409 3FG%, .828 FT% <b>2019 Playoffs:</b> 9.7 ppg, 2.0 rpg, 3.7 apg, .438 FG%, .200 3FG% Ranked 18th in the NBA in assists (6.0), seventh in assists-per-turnover ratio (3.69) and 20th in steals (1.45) during the regular season... Scored 10 points and recorded a season-high 17 assists in the win over Washington, 12/10, becoming only the second Pacers player since 2002 to record 17 or more assists in a game... Posted his second double-double of the season with 11 points and 12 assists and tied his career high with six steals at Sacramento, 12/1.

2018-19 REGULAR SEASON	Overall:	Home:	Road:
<b>Overall (Current Streak):</b>	<b>48-34 (Won 1)</b>	<b>29-12 (Lost 2)</b>	<b>19-22 (Won 2)</b>
<b>Atlantic</b>	9-9	5-4	4-5
<b>Central</b>	11-5	6-2	5-3
<b>Southeast</b>	13-5	7-2	6-3
<b>Eastern</b>	<b>33-19 (Won 1)</b>	<b>18-8 (Lost 2)</b>	<b>15-11 (Won 2)</b>
<b>Northwest</b>	5-5	4-1	1-4
<b>Pacific</b>	5-5	4-1	1-4
<b>Southwest</b>	5-5	3-2	2-3
<b>Western</b>	<b>15-15 (Lost 1)</b>	<b>11-4 (Won 6)</b>	<b>4-11 (Lost 6)</b>
<b>Overtime</b>	<b>1-0</b>	<b>0-0</b>	<b>1-0</b>

EASTERN CONFERENCE FIRST ROUND VS. BOSTON			
Date	Series	Location	Time/Result
April 14	Game 1	at Boston	L, 74-84
April 17	Game 2	at Boston	L, 91-99
April 19	Game 3	vs. Boston	L, 96-104
April 21	Game 4	vs. Boston	1:00 p.m.
April 24	Game 5	at Boston *	TBD
April 26	Game 6	vs. Boston *	TBD
April 28	Game 7	at Boston *	TBD

### RECENT TRANSACTIONS

3/24	Recalled Alize Johnson and Edmond Sumner from the Fort Wayne Mad Ants of the NBA G League
3/11	Assigned Alize Johnson and Edmond Sumner to the Fort Wayne Mad Ants of the NBA G League
3/5	Recalled Edmond Sumner from the Fort Wayne Mad Ants of the NBA G League
2/26	Assigned Edmond Sumner to the Fort Wayne Mad Ants of the NBA G League
2/25	Recalled Alize Johnson from the Fort Wayne Mad Ants of the NBA G League
2/22	Assigned Alize Johnson to the Fort Wayne Mad Ants of the NBA G League
2/14	Recalled Alize Johnson from the Fort Wayne Mad Ants of the NBA G League
2/11	Signed Edmond Sumner
2/10	Signed free agent Wesley Matthews
2/8	Waived Wade Baldwin IV and Nik Stauskas
2/7	Waived Ike Anigbogu

### INJURY REPORT

Victor Oladipo ..... Right knee surgery ..... Out

### PRONUNCIATION GUIDE

Bojan Bogdanovic.....BOY-on bog-DON-oh-vich  
Tyreke Evans.....tie-REEK  
Alize Johnson.....AL-iz-ay  
Victor Oladipo.....oh-lah-DEE-poe  
Davon Reed.....DAY-von  
Domantas Sabonis.....doh-MON-tas suh-BOE-nis

# 2018-19 INDIANA PACERS GAME NOTES

## First Round Opponent:



## Boston Celtics

2018-19 Record	Home	Road	Current Streak	Standings
49-33	28-13	21-20	Won 1	3rd in Atlantic Division, 4th in Eastern Conference
<b>Series History</b>		<b>Current Streaks</b>		<b>2018-19 Series Schedule</b>
Overall.....79-98	Overall.....Lost 3	11/3.....at Indiana.....W, 102-101		<b>2017-18 Series Results</b>
at Indiana.....52-36	at Indiana.....Lost 1	1/9.....at Boston.....L, 108-135		
at Boston.....26-56	at Boston.....Lost 2	3/29.....at Boston.....L, 112-114		
		4/5.....at Indiana.....L, 97-117		

### 2018-19 TEAM STATS COMPARISON

PACERS	RANK	CATEGORY	RANK	CELTICS
108.0	22nd	POINTS	14th	112.4
104.7	1st	OPPONENTS POINTS	8th	108.0
.475	4th	FIELD GOAL PCT.	14th	.465
.374	5th	3-PT PCT.	7th	.365
.752	22nd	FREE THROW PCT.	4th	.802
450	6th	OPPONENT FG PCT.	4th	.448
.354	14th	OPPONENT 3-PT PCT.	6th	.344
43.0	24th	REBOUNDS	22nd	44.6
43.7	5th	OPPONENTS REBOUNDS	22nd	45.9
26.0	9th	ASSISTS	5th	26.3
8.7	3rd	STEALS	4th	8.6
13.7	10th	TURNOVERS	3rd	12.8
15.7	5th	OPPONENTS TURNOVERS	7th	15.1
4.9	20th	BLOCKS	10th	5.3

### 2018-19 SEASON SERIES (1-3) INDIANA vs. BOSTON

PLAYER	FIELD GOALS				3-POINT FG		FREE THROWS		REBOUNDS				PF-DQ	STL	TO	BLK	PTS	AVG	HI	
	G-S	MIN	FG-FGA	PCT	FG-FGA	PCT	FT-FTA	PCT	OFF	DEF	TOT	AVG								AST
Diadipo, V	2-2	63	12-31	.387	7-20	.350	10-14	.714	2	13	15	7.5	3	3-0	4	5	0	41	20.5	24
Turner, M	3-3	90	14-27	.519	5-8	.625	9-10	.900	5	19	24	8.0	3	5-0	0	3	3	42	14.0	15
Sabonis, D	4-1	98	21-35	.600	1-1	1.000	12-14	.857	10	20	30	7.5	16	14-0	2	6	1	55	13.8	20
Bogdanovic, B	4-4	105	18-41	.439	7-19	.368	11-18	.611	1	9	10	2.5	8	3-0	6	6	0	54	13.5	27
Evans, T	4-0	89	19-46	.413	7-15	.467	6-11	.545	1	13	14	3.5	10	4-0	2	6	1	51	12.8	17
Young, T	4-4	114	19-46	.413	1-8	.125	3-9	.333	11	18	29	7.3	13	7-0	1	5	0	42	10.5	18
Collison, D	3-3	75	12-25	.480	3-7	.429	1-2	.500	1	2	3	1.0	13	4-0	5	3	0	28	9.3	12
Holiday, A	2-0	30	4-10	.400	2-5	.400	5-6	.833	1	2	3	1.5	3	2-0	0	3	0	15	7.5	11
Mathews, W	2-2	49	5-15	.333	2-7	.286	2-2	1.000	1	3	4	2.0	4	1-0	2	4	0	14	7.0	10
Leaf, T	4-0	52	11-24	.458	2-3	.667	3-6	.500	8	7	15	3.8	2	3-0	1	1	2	27	6.8	12
O'Quinn, K	2-0	27	6-11	.545	1-1	1.000	0-0	.000	2	4	6	3.0	4	3-0	0	2	0	13	6.5	11
McDermott, D	4-0	62	7-20	.350	3-8	.375	2-3	.667	0	5	5	1.3	2	5-0	3	0	0	19	4.8	11
Joseph, C	4-1	90	6-23	.261	1-7	.143	1-2	.500	0	9	9	2.3	19	9-0	3	2	0	14	3.5	7
Summer, E	2-0	8	1-2	.500	0-1	.000	1-1	1.000	0	0	0	0.0	0	1-0	1	1	0	3	1.5	3
Johnson, A	2-0	10	0-3	.000	0-0	.000	1-2	.500	1	2	3	1.5	0	1-0	0	0	1	0.5	1	
<b>INDIANA</b>	<b>4-20</b>	<b>960</b>	<b>155-359</b>	<b>.432</b>	<b>42-110</b>	<b>.382</b>	<b>67-100</b>	<b>.670</b>	<b>44</b>	<b>126</b>	<b>212</b>	<b>53.0</b>	<b>100</b>	<b>65-0</b>	<b>30</b>	<b>47</b>	<b>7</b>	<b>419</b>	<b>104.8</b>	<b>112</b>
PLAYER	FIELD GOALS				3-POINT FG		FREE THROWS		REBOUNDS				PF-DQ	STL	TO	BLK	PTS	AVG	HI	
	G-S	MIN	FG-FGA	PCT	FG-FGA	PCT	FT-FTA	PCT	OFF	DEF	TOT	AVG								AST
Irving, K	4-4	113	29-57	.509	9-20	.450	10-10	1.000	1	12	13	3.3	16	8-0	4	7	1	77	19.3	30
Tatum, J	4-4	116	26-51	.510	10-21	.476	5-8	.625	2	21	23	5.8	9	6-0	4	9	2	67	16.8	22
Brown, J	3-1	87	19-36	.528	4-11	.364	8-12	.667	3	15	18	6.0	4	7-0	1	4	3	50	16.7	22
Morris, M	4-1	101	22-42	.524	9-19	.474	10-10	1.000	5	18	23	5.8	6	7-0	1	3	3	63	15.8	23
Horford, A	4-4	108	22-42	.524	3-9	.333	3-4	.750	5	17	22	5.5	13	6-0	3	3	5	50	12.5	19
Hayward, G	4-1	96	20-33	.606	3-10	.300	7-8	.875	2	20	22	5.5	11	9-0	3	9	2	50	12.5	21
Baynes, A	3-2	79	13-21	.619	4-5	.800	0-0	.000	7	18	25	8.3	4	9-0	1	1	3	30	10.0	13
Theis, D	2-0	30	4-9	.444	0-3	.000	4-4	1.000	4	4	8	4.0	1	6-0	1	0	2	12	6.0	12
Wanamaker, B	2-0	23	5-7	.714	1-3	.333	1-1	1.000	0	2	2	1.0	5	2-0	0	1	0	12	6.0	9
Rozier, T	4-0	61	7-18	.389	6-11	.545	3-5	.600	1	12	13	3.3	14	2-0	1	3	0	23	5.8	12
Williams III, R	2-0	15	5-5	1.000	0-0	.000	0-1	.000	1	3	4	2.0	1	3-0	0	1	2	10	5.0	6
Smart, M	4-3	102	5-22	.227	4-15	.267	3-3	1.000	0	6	6	1.5	23	12-0	8	2	17	4.3	6	
Yabusele, G	2-0	11	2-5	.400	0-1	.000	0-0	.000	2	2	4	2.0	0	2-0	0	3	1	4	2.0	2
Ojeleye, S	2-0	17	1-6	.167	0-4	.000	0-0	.000	0	2	2	1.0	2	0-0	1	0	0	2	1.0	2
<b>BOSTON</b>	<b>4-20</b>	<b>960</b>	<b>180-354</b>	<b>.508</b>	<b>53-132</b>	<b>.402</b>	<b>54-66</b>	<b>.818</b>	<b>33</b>	<b>152</b>	<b>211</b>	<b>52.8</b>	<b>109</b>	<b>79-0</b>	<b>28</b>	<b>53</b>	<b>26</b>	<b>467</b>	<b>116.8</b>	<b>135</b>

### SERIES NOTES

- The Pacers secured the fifth seed in the Eastern Conference for the second straight season and will face the Boston Celtics in the First Round.
- Indiana and Boston meet in the playoffs for the sixth time NBA postseason history and for the first time since the 2004-05 First Round. All six playoff meetings have been in the First Round.
- The Celtics won the series in each of the first three playoff matchups before Indiana won the opening round series meetings in both the 2003-04 and 2004-05 seasons.
- The Pacers won the first regular season matchup against the Celtics at home this season before Boston won the final three meetings by an average of 13.0 points per game.

### POSTSEASON SERIES HISTORY | INDIANA VS. BOSTON

Overall Record: 12-16 Home: 6-6 Road: 6-10

#### 1991 Eastern Conference First Round

4/26/91	at BOS	L, 120-127
4/28/91	at BOS	W, 130-118
5/1/91	BOS	L, 105-112
5/3/91	BOS	W, 116-113
5/5/91	at BOS	L, 121-124

#### 1992 Eastern Conference First Round

4/23/92	at BOS	L, 113-124
4/25/92	at BOS	L, 112-119
4/27/92	BOS	L, 98-102

#### 2003 Eastern Conference First Round

4/19/03	BOS	L, 100-103
4/21/03	BOS	W, 89-77
4/24/03	at BOS	L, 83-101
4/27/03	at BOS	L, 92-102
4/29/03	BOS	W, 93-88 (OT)
5/1/03	at BOS	L, 90-110

#### 2004 Eastern Conference First Round

4/17/04	BOS	W, 104-88
4/20/04	BOS	W, 103-90
4/23/04	at BOS	W, 108-85
4/25/04	at BOS	W, 90-75

#### 2005 Eastern Conference First Round

4/23/05	at BOS	L, 82-102
4/25/05	at BOS	W, 82-79
4/28/05	BOS	W, 99-76
4/30/05	BOS	L, 79-110
5/3/05	at BOS	W, 90-85
5/5/05	BOS	L, 89-92 (OT)
5/7/05	at BOS	W, 97-70

#### 2019 Eastern Conference First Round

4/14/19	at BOS	L, 74-84
4/17/19	at BOS	L, 91-99
4/19/19	BOS	L, 96-104
4/21/19	BOS	1:00 p.m.
4/24/19	at BOS	TBD *
4/26/19	BOS	TBD *
4/28/19	at BOS	TBD *

\*If Necessary



# 2018-19 INDIANA PACERS GAME NOTES



## The Lede:

- The Pacers face an 0-3 deficit in a best-of-seven series for only the third time in their NBA postseason history. Indiana previously fell in the opening round against Cleveland in 2017 (0-4) and Chicago (1-4) in 2011.
- Through the first three games this series, Indiana is averaging 52.0 points per game in the first half while shooting 48.4 percent from the field and 40.5 percent from 3-point range. The Pacers have averaged 35.0 points on 30.5 percent shooting from the field and 26.5 percent from 3-point range in the second half of the three games. Indiana led at halftime in Games 1 and 3, and trailed by just two points at the break in Game 2.
- The Pacers are outscoring Boston by 4.0 points per game in the paint during the series. Indiana posted a 26-8 advantage in paint points in the first half of Game 3 to take a 61-59 halftime lead, but finished with only eight points in the paint in the second half.
- Tyreke Evans led seven Pacers players in double figures with 19 points during Friday's home loss to Boston. He tied his previous playoff career high for points and set a new postseason high with four 3-point field goals. Evans leads the Pacers during the series with eight 3-pointers made, and ranks seventh among all players in the NBA during the opening round in 3-point percentage at 61.5 percent.
- Thaddeus Young leads all players in the NBA in the First Round with 11 steals and an average of 3.7 per game. He is also the Pacers' third-leading scorer in the series (11.0 per game) and is averaging 4.0 assists per game.
- Domantas Sabonis scored in double figures for the first time this series with 12 points in Game 3. He also set a new playoff career high with six assists. Sabonis leads Indiana with 4.7 assists per game in the series.
- Indiana was outscored 31-12 in the fourth quarter of Game 2 Wednesday. The Pacers finished the period shooting 4-for-17 from the field, 4-for-8 from 3-point range and 0-for-2 from the free throw line. It was the first time in the team's playoff history in which it failed to make a two-point field goal in a quarter.
- Indiana finished with 74 points during its Game 1 loss at Boston Sunday. The Pacers' season low for points scored during the regular season was 89.
- The Pacers posted their lowest scoring total in a playoff game since they suffered a 90-69 loss at Atlanta on April 27, 2013, during Game 3 of their opening round series against the Hawks during the 2013 playoffs.
- Indiana finished with eight points in the third quarter of Game 1, which was the lowest-scoring total in any quarter in the team's playoff history.
- Cory Joseph led Indiana with 14 points in Sunday's loss, his highest scoring total in his two trips to the playoffs with the Pacers.

2019 POSTSEASON TEAM STATS COMPARISON				
PACERS	NBA RANK	CATEGORY	NBA RANK	CELTICS
87.0	16th	POINTS	12th	95.7
95.7	5th	OPPONENTS POINTS	1st	87.0
.398	13th	FIELD GOAL PCT.	10th	.438
.330	12th	3-PT PCT.	3rd	.400
.648	15th	FREE THROW PCT.	12th	.736
.438	7th	OPPONENT FG PCT.	4th	.438
.400	14th	OPPONENT 3-PT PCT.	5th	.400
39.3	15th	REBOUNDS	3rd	49.3
49.3	14th	OPPONENTS REBOUNDS	2nd	39.3
21.7	10th	ASSISTS	12th	21.0
9.3	3rd	STEALS	16th	5.0
12.0	6th	TURNOVERS	12th	15.7
15.7	4th	OPPONENTS TURNOVERS	11th	12.0
4.0	9th	BLOCKS	11th	3.7

2019 FIRST ROUND SERIES (0-3) INDIANA vs. BOSTON																						
PLAYER	G-GS	FIELD GOALS				3-POINT FG		FREE THROWS		REBOUNDS			PF	DQ	STL	TO	BLK	PTS	AVG	HI		
		MIN	FG-FGA	PCT	FG-FGA	PCT	FT-FTA	PCT	OFF	DEF	TOT	AVG									AST	
Bogdanovic, B	3-3	110	19-43	.388	6-19	.316	6-7	.857	3	12	15	5.0	8	4-0	8	4	0	50	16.7	23		
Evans, T	3-0	58	14-30	.467	8-13	.615	4-10	.400	0	15	15	5.0	2	4-0	1	4	1	40	13.3	19		
Young, T	3-3	95	14-33	.424	1-6	.167	4-7	.571	6	13	19	6.3	12	9-0	11	4	3	33	11.0	15		
Collison, D	3-3	84	14-32	.438	1-5	.200	0-0	.000	2	4	6	2.0	11	10-0	0	8	0	29	9.7	13		
Turner, M	3-3	92	9-23	.391	3-12	.250	5-9	.556	1	17	18	6.0	6	10-0	0	3	5	26	8.7	13		
Matthews, W	3-3	90	8-23	.348	6-16	.375	3-3	1.000	0	8	8	2.7	6	5-0	2	6	1	25	8.3	11		
Joseph, C	3-0	67	10-19	.526	3-7	.429	2-2	1.000	1	5	6	2.0	2	5-0	3	0	0	25	8.3	14		
Sabonis, D	3-0	74	6-20	.300	1-3	.333	7-10	.700	4	17	21	7.0	14	6-0	3	3	1	20	6.7	12		
Holiday, A	2-0	7	2-4	.500	1-2	.500	0-0	.000	0	0	0	0.0	0	0-0	0	0	0	5	2.5	3		
McDermott, D	3-0	29	2-10	.200	0-7	.000	2-4	.500	3	2	5	1.7	4	2-0	0	0	1	6	2.0	4		
Leaf, T	1-0	10	0-3	.000	0-1	.000	2-2	1.000	1	2	3	3.0	0	0-0	0	0	0	2	2.0	2		
Summer, E	1-0	2	0-0	.000	0-0	.000	0-0	.000	0	2	2	2.0	0	0-0	0	0	0	0	0.0	0		
O'Quinn, K	1-0	2	0-0	.000	0-0	.000	0-0	.000	0	0	0	0.0	0	0-0	0	1	0	0	0.0	0		
<b>INDIANA</b>	<b>3-15</b>	<b>720</b>	<b>98-246</b>	<b>.398</b>	<b>30-91</b>	<b>.330</b>	<b>35-54</b>	<b>.648</b>	<b>21</b>	<b>97</b>	<b>118</b>	<b>39.3</b>	<b>65</b>	<b>55-0</b>	<b>28</b>	<b>36</b>	<b>12</b>	<b>261</b>	<b>87.0</b>	<b>96</b>		
<b>PLAYER</b>	<b>G-GS</b>	<b>MIN</b>	<b>FIELD GOALS</b>		<b>3-POINT FG</b>		<b>FREE THROWS</b>		<b>REBOUNDS</b>			<b>PF</b>	<b>DQ</b>	<b>STL</b>	<b>TO</b>	<b>BLK</b>	<b>PTS</b>	<b>AVG</b>	<b>HI</b>			
Irving, K	3-3	111	26-62	.452	11-22	.500	9-10	.900	1	15	16	5.3	24	9-0	4	7	3	76	25.3	37		
Tatum, J	3-3	106	25-47	.532	7-12	.583	2-5	.400	2	12	14	4.7	4	6-0	4	7	1	59	19.7	26		
Brown, J	3-3	90	12-20	.600	4-10	.400	3-7	.429	3	18	21	7.0	2	10-0	1	6	1	31	10.3	23		
Morris, M	3-0	74	9-28	.321	5-16	.313	8-11	.727	3	15	18	6.0	2	2-0	0	2	0	31	10.3	20		
Horford, A	3-3	105	12-28	.429	4-10	.400	2-3	.667	3	26	29	9.7	13	6-0	2	8	3	30	10.0	16		
Hayward, G	3-0	91	10-26	.385	1-6	.167	8-8	1.000	2	15	17	5.7	5	7-0	2	4	0	29	9.7	13		
Rozier, T	3-0	56	5-18	.278	3-11	.273	5-7	.714	3	10	13	4.3	10	4-0	0	6	1	18	6.0	9		
Baynes, A	3-3	59	4-7	.571	1-2	.500	0-0	.000	4	10	14	4.7	3	10-0	1	3	2	9	3.0	5		
Theis, D	3-0	21	1-5	.200	0-1	.000	2-2	1.000	2	4	6	2.0	0	1-0	1	0	0	4	1.3	4		
Wanamaker, B	1-0	3	0-1	.000	0-0	.000	0-0	.000	0	0	0	0.0	0	0-0	0	1	0	0	0.0	0		
Williams III, R	1-0	2	0-0	.000	0-0	.000	0-0	.000	0	0	0	0.0	0	0-0	0	0	0	0	0.0	0		
Ojeleye, S	1-0	1	0-0	.000	0-0	.000	0-0	.000	0	0	0	0.0	0	0-0	0	0	0	0	0.0	0		
Yabusele, G	1-0	1	0-0	.000	0-0	.000	0-0	.000	0	0	0	0.0	0	0-0	0	0	0	0	0.0	0		
<b>BOSTON</b>	<b>3-15</b>	<b>720</b>	<b>106-242</b>	<b>.438</b>	<b>36-90</b>	<b>.400</b>	<b>39-53</b>	<b>.736</b>	<b>23</b>	<b>125</b>	<b>176</b>	<b>58.7</b>	<b>63</b>	<b>55-0</b>	<b>15</b>	<b>47</b>	<b>11</b>	<b>287</b>	<b>95.7</b>	<b>104</b>		

2019 PLAYOFFS GAME-BY-GAME STATISTICS																												
DATE	OPPONENT	FG	FGA	PCT	3P	3PA	PCT	FT	FTA	PCT	OR	DR	TOT	AST	PF	ST	TO	BS	1Q	2Q	3Q	4Q	1H	2H	OT	OT	OT	FINAL
April 14	INDIANA at Boston	28	84	.333	6	27	.222	12	21	.571	9	33	42	22	20	8	13	5	20	25	8	21	45	29	---	---	---	74
		28	77	.364	10	28	.357	18	22	.818	7	48	55	18	20	8	20	2	20	18	26	20	38	46	---	---	---	84
April 17	INDIANA at Boston	36	81	.444	13	34	.382	6	10	.600	4	32	36	23	16	11	12	3	33	17	29	12	50	41	---	---	---	91
		40	84	.476	11	28	.393	8	9	.889	7	41	48	22	16	3	14	5	29	23	16	31	52	47	---	---	---	99
April 19	INDIANA vs Boston	34	81	.420	11	30	.367	17	23	.739	8	32	40	20	19	9	11	4	28	33	12	23	61	35	---	---	---	96
		38	81	.469	15	34	.441	13	22	.591	9	36	45	23	19	4	13	4	41	18	21	24	69	45	---	---	---	104

2019 PLAYOFFS MISCELLANEOUS SCORING							
Date	Opponent	W/L	Points in the Paint	2nd Chance Points	Fast Break Points	Bench Points	Points Off Turnovers
4/14	at Boston	L	36-24	14-14	14-24	36-35	13-9
4/17	at Boston	L	36-48	5-10	14-16	26-21	20-23
4/19	BOSTON	L	34-22	6-13	13-10	36-26	20-10
	<b>TOTAL</b>	<b>0-3</b>	<b>106-94</b>	<b>25-37</b>	<b>41-50</b>	<b>98-82</b>	<b>53-42</b>
	<b>AVERAGE</b>		<b>35.3-31.3</b>	<b>8.3-12.3</b>	<b>13.7-16.7</b>	<b>32.7-27.7</b>	<b>17.7-14.0</b>



# 2018-19 INDIANA PACERS GAME NOTES



## PACERS IN THE PLAYOFFS

The Pacers secured a playoff spot for the fourth straight season, the eighth time in the last nine seasons and the 26th time in NBA franchise history.

Indiana has made the playoffs 24 times since the 1989-90 season, which is the most playoff appearances in the Eastern Conference over that span and second in the NBA behind the San Antonio Spurs.

Since the 1993-94 season, the Pacers have made eight Eastern Conference Finals appearances, which is the most by any team in the East over that span.

Indiana finished with a 48-34 record and will be the fifth seed in the Eastern Conference for the second consecutive season.

## LOCKING DOWN

Ranking among the NBA leaders in several defensive categories this season, the Pacers allowed the fewest points in the league this season at 104.7 per game.

The Pacers ranked in the NBA's top 10 in the following defensive categories this season:

### 2018-19 Indiana Pacers Defense

Defensive Category	Average	NBA Rank
Points allowed	104.7	1st
Point differential	+3.3	10th
Opponents' field goal percentage	.450	7th
Opponents' total rebounds	43.7	6th
Steals	8.7	3rd
Turnovers forced	15.7	5th
Personal fouls	19.4	4th
Opponents' free throws made	15.8	3rd
Opponents' free throw attempts	20.9	6th
Points off turnovers	19.0	3rd
Opponents' points off turnovers	14.9	7th
Opponents' points in the paint	44.8	4th

The Pacers held 10 opponents to under 40 percent shooting this season (10-0). Indiana finished 18th in the NBA in 2017-18 while allowing opponents to shoot 46.5 percent from the field, and held only six opponents to under 40 percent shooting with a season-low of 37.5 percent.

During Indiana's win over Memphis on Oct. 17, the Pacers held the Grizzlies to 29.8 percent (25-84) shooting from the field, an NBA season-low, including just 22 percent (9-41) in the second half.

That effort marked only the fourth time in NBA franchise history that the Pacers held an opponent to under 30 percent shooting from the field and the first time since Indiana limited the Portland Trail Blazers to a franchise-record 26.7 percent (20-75) shooting on Feb. 8, 2006.

### Lowest Field Goal Percentage by an Opponent - Single-Game - Pacers NBA Franchise History

Rank	Date	Opponent	Opp. FG	Pct.	Result
1.	Feb. 8, 2006	vs. Portland	20-75	.267	W, 101-69
2.	Dec. 5, 2000	vs. New Jersey	22-82	.268	W, 88-64
3.	Nov. 4, 2003	vs. Denver	23-79	.291	W, 71-60
4.	Oct. 17, 2018	vs. Memphis	25-84	.298	W, 111-83

## FIELD EFFICIENCY

Indiana ranked 22nd in the NBA in scoring average this season with 18.0 points per game, but ranked in the top 10 in field goal percentage and 3-point percentage the entire season.

Indiana improved its scoring average by 2.4 points per game from the 2017-18 season, and averaged 108 points per game over an entire season for the first time in 27 years when the Pacers averaged a franchise-best 112.2 points per game during the 1991-92 campaign.

The Pacers ranked fourth in the NBA this season in field goal percentage at 47.5 percent from the floor. Indiana has not finished a season shooting 48 percent or better since the 1995-96 season (.480), and the franchise record for the best team field goal percentage over a season is 49.7 percent set during the 1989-90 campaign.

The Pacers posted a 23-4 record this season when they shot 50 percent or better from the field.

Indiana ranked 29th in the NBA in 3-pointers made (9.5 per game) and 29th in 3-point attempts (25.4), but finished fifth in the league while shooting 37.4 percent from deep. The Pacers' 779 3-point field goals set a new franchise record, passing the previous high of 755 set during the 2007-08 season.

The Pacers tied their franchise record as they made 19 3-point field goals in the win over the Lakers, 2/5.

## MARGINAL EFFORTS

The Pacers won five games this season by 30 or more points, which set a new record for wins by more than 30 points in one season. Indiana previously won four games by 30 or more during the 1993-94 season.

Indiana outscored its opponents by an average of 3.3 points per game during the regular season, which ranked 10th in the NBA.

The Pacers improved their record to a season-best 20 games above .500 (40-20) on Feb. 23 with their win at Washington. This was the first season in which the Pacers reached a mark better than 16 games above .500 since the end of the 2013-14 regular season when the Pacers posted the best record in the Eastern Conference at 56-26.

The Pacers posted their largest win of the season as they defeated the Los Angeles Lakers 136-94 at home on Feb. 5. It was the team's first win by 40 or more points since March 2003, and the seventh time in NBA franchise history in which the Pacers won by at least 40.

### Wins by 40+ Points - Pacers NBA Franchise History

Rank	Date	Opponent	Margin	Score
1.	Feb. 27, 1998	vs. Portland	+65	101-69
2.	March 28, 2003	vs. Chicago	+51	140-89
3.	Dec. 10, 1999	vs. Cleveland	+48	136-88
4.	Dec. 4, 1996	at Vancouver	+47	127-80
T-5.	Feb. 20, 1980	vs. New York	+45	131-86
T-5.	April 22, 1994	vs. Philadelphia	+45	133-88
7.	Feb. 5, 2019	vs. L.A. Lakers	+42	136-94

## BALANCING ACT

Balanced scoring and production from their bench has been the key to success for the Pacers this season. Indiana led the NBA with 35 games in which six or more Pacers have scored in double figures this season (24-11 record), including 15 in which at least seven players scored 10 or more points (12-3 record).

The Pacers ranked 22nd during the 2017-18 season in bench scoring with 32.8 points per game.

Domantas Sabonis led all bench players in the NBA this season double-doubles (27 of his 30 double-doubles have come as a reserve), and ranked second in rebounding average (9.3) and field goal percentage (.590).

The Pacers finished with a season-high 66 bench points in their win over the Lakers, 2/5, and went 13-4 this season when their second unit combined to score 50 or more points. Indiana's bench ranked among the NBA's leaders in the following categories:

### 2018-19 Indiana Pacers Bench Averages

Category	Average	NBA Rank
Points	39.2	10th
Field goal percentage	.479	2nd
3-point field goal percentage	.359	5th
Rebounds	17.8	T-8th
Assists	9.9	2nd

On their way to a 132-112 home victory, nine Pacers players scored in double figures against the Brooklyn Nets Oct. 20, tying a 35-year-old NBA franchise record. The only other time Indiana placed nine players in double figures in an NBA contest came during a 141-135 win over the Detroit Pistons on Feb. 2, 1983, at Market Square Arena in Indianapolis.

### Feb. 2, 1983 vs. Detroit (W, 141-135)

Player	Points	FG
Clark Kellogg	22	9-18
George Johnson	22	10-12
Billy Knight	19	7-13
Butch Carter	16	7-13
Jerry Sichting	16	6-11
Herb Williams	14	5-9
John Duren	11	4-9
Marty Byrnes	11	4-8
Clemon Johnson	10	5-6

### Oct. 20, 2018 vs. Brooklyn (W, 132-112)

Player	Points	FG
Victor Oladipo	25	10-20
Kyle O'Quinn	16	7-12
Tyreke Evans	15	6-12
Bojan Bogdanovic	15	5-8
Myles Turner	14	4-7
Darren Collison	13	5-8
Doug McDermott	12	4-5
Cory Joseph	12	5-7
Thaddeus Young	10	5-9

## TURNING POINTS

The Pacers ranked 10th in the NBA during the regular season as they averaged 13.7 turnovers per game. That total was their second-lowest average over an 82-game schedule in NBA franchise history.

Defensively, Indiana ranked fifth in the league while forcing 15.7 turnovers per game and third with 8.7 steals per game.

Indiana posted a 36-13 record when it recorded fewer turnovers than its opponent. In addition the Pacers were 29-5 this season when they scored 20 or more points off turnovers. Indiana finished seventh in the NBA with an average of 14.9 points off mistakes.

The Pacers finished tied for sixth in the NBA in team assists-per-turnover ratio (1.90).



# 2018-19 INDIANA PACERS GAME NOTES



## DECEMBER D

The Pacers recorded the best record in the NBA in the month of December with a 12-3 mark. All 12 of Indiana's victories came by six or more points and a combined average of 13.5 points per game, while its three losses came by a total of five points.

Nate McMillan was named Eastern Conference Coach of the Month for the second time as head coach of the Pacers (April 2017) and for the sixth time in his NBA coaching career (three times with Portland, once with Seattle).

The Pacers outscored their opponents by 10.5 points per game, the widest margin in the NBA, and allowed the fewest points during the month. Indiana ranked in the top five of the NBA in the following categories in December:

December Statistics		
Category	Average	NBA Rank
Point differential	+10.5	1st
Field goal percentage	.486	2nd
Assists	27.5	5th
Steals	9.2	5th
Blocks	5.9	5th
Opponents' field goal percentage	.420	1st
Opponents' 3-point percentage	.318	2nd
Opponents' turnovers	16.7	4th
Points allowed	99.3	1st

## HOME COURT HEROES

Indiana finished the regular season with a 29-12 at Bankers Life Fieldhouse, including an 18-8 home record against Eastern Conference opponents.

The Pacers allowed the fewest points per game at home in the NBA this season while holding opponents to 100.9 points per game on 43.8 percent shooting (first in the league).

With their home win over the Cleveland Cavaliers on Feb. 9, the Pacers secured a winning record on their home court for the 30th consecutive season.

The NBA record for the most consecutive seasons with a winning record at home is held by the Phoenix Suns, who posted 34 straight winning seasons at home from 1969-2003.

Since the building's opening in 1999, the Pacers have posted a 541-268 (.669) record at Bankers Life Fieldhouse.

In Indiana's NBA history, the Pacers hold a 1,108-625 (.639) record at home, the 10th best winning percentage at home among active NBA franchises.

## SHARING THE ROCK

Indiana ranked ninth in the NBA this season in assists with an average of 26.0 per game, and improvement of 3.8 assists per game from the 2017-18 season. Their 26.0 assists per game marked the seventh-highest average in team history and the most since the 1992-93 season (26.1). The team record for most assists over an entire season was set during the 1991-92 season when the Pacers averaged 29.2 assists per game.

The Pacers recorded 30 or more assists 20 times this season (seventh in the NBA) with a 16-4 record in those games. Indiana posted a 34-12 record when recording 25 or more assists. The Pacers recorded 30 or more assists only eight times during the entire 2017-18 season.

Indiana recorded a season-high 37 assists in the win over the Lakers, 2/5, which was its highest total since March 2015. The Pacers have recorded at least 37 assists in a game only four times since 1997.

During their home win over Utah, 11/19, the Pacers finished with 35 assists as they committed only nine turnovers. That performance marked only the sixth time in NBA franchise history, and the first since the 1997-98 season, that the Pacers have recorded 35 or more assists with fewer than 10 turnovers.

### 35 or More Assists, Fewer Than 10 Turnovers - Pacers NBA Franchise History

Date	Opponent	Assists	Turnovers	Result
<b>Nov. 19, 2018</b>	<b>vs. Utah</b>	<b>35</b>	<b>9</b>	<b>W, 121-94</b>
March 27, 1998	vs. Charlotte	36	4	W, 133-96
April 13, 1994	at Philadelphia	39	9	W, 115-87
Nov. 18, 1991	vs. Detroit	39	7	W, 118-101
Jan. 15, 1990	vs. Golden State	38	9	W, 144-105
Jan. 5, 1987	at Dallas	45	5	W, 144-135

## HONOR ROLL

Victor Oladipo, Thaddeus Young and Bojan Bogdanovic all earned Eastern Conference Player of the Week awards during the regular season, marking the first time in franchise history in which three different players earned the award in one season. Prior to this season, the 2003-04 campaign was the only year in which two Pacers won a Player of the Week award when Ron Artest and Jermaine O'Neal both earned honors.

Oladipo earned the award after leading the Pacers to 3-1 week from Oct. 29-Nov. 3. He averaged 23.5 points, 10.3 rebounds, 4.0 assists and 2.0 steals per game, and capped the week by sinking the game-winning 3-pointer with 3.6 seconds remaining to lift the Pacers to a 102-101 home win over the Boston Celtics on Nov. 3.

Oladipo earned Player of the Week honors for the fourth time in his career, all of which have come in a Pacers uniform. He is one of six players in franchise history to earn the award more than once, and trails only Paul George for the most Players of the Week awards as a Pacer.

### Multiple Player of the Week Awards - Pacers NBA History

Player	No. of Times Won	Most Recent:
Paul George	5	April 9, 2017
<b>Victor Oladipo</b>	<b>4</b>	<b>Nov. 4, 2018</b>
Reggie Miller	3	April 4, 2005
Ron Artest	3	March 29, 2004
Jermaine O'Neal	2	Jan. 13, 2003
Rik Smits	2	Jan. 4, 1998

Young earned the award for the second time in his NBA career and for the first time since 2014 while with the Philadelphia 76ers. He helped the Pacers win seven consecutive games, including a 4-0 record from Dec. 10-16. He averaged 18.8 points, a team-leading 9.8 rebounds, 3.8 assists and 1.8 steals per game over that span.

Bogdanovic led the Pacers with 22.5 points from Feb. 4-9, and added 2.5 rebounds, 3.0 assists and 1.3 steals per game. He scored 20 or more points in three straight games to end the week.

In addition, Oladipo was selected to participate in his second NBA All-Star Game as he was voted as a reserve by the Eastern Conference coaches. He became only the fifth player in franchise history to be selected to multiple All-Star Games.

### Multiple All-Star Game Selections - Pacers NBA History

Player	No. of Selections	Seasons:
Jermaine O'Neal	6	2001-02; 02-03; 03-04; 04-05; 05-06; 06-07
Reggie Miller	5	1989-90; 94-95; 95-96; 97-98; 99-2000
Paul George	4	2012-13; 13-14; 15-16; 16-17
<b>Victor Oladipo</b>	<b>2</b>	<b>2017-18; 18-19</b>
Roy Hibbert	2	2011-12; 13-14

## BOARDING SCHOOL

In terms of rebounding average, the Pacers ranked 24th in the NBA with an average of 43.0 rebounds per game. However, the Pacers went 27-9 this season when outrebounding their opponents.

The Pacers recorded 50 or more rebounds in four straight games from Dec. 7-12, which was the second-longest streak in NBA franchise history (Indiana recorded 50+ rebounds in five straight games last season from Feb. 9-26).

Indiana outrebounded the Memphis Grizzlies 57-28 during its Opening Night win on Oct. 18. That effort marked the Pacers' largest rebounding advantage since the 2012-13 season and tied the fourth-largest margin in NBA franchise history.

### Rebounding Margin - Single-Game - Pacers NBA Franchise History

Rank	Date	Opponent	Pacers/Opp. Rebounds	Margin	Result
1.	Jan. 6, 1989	vs. L.A. Clippers	74-33	+41	W, 123-88
2.	March 17, 1993	vs. Milwaukee	69-31	+38	W, 114-91
3.	March 28, 2003	vs. Chicago	59-27	+32	W, 140-89
<b>T-4.</b>	<b>Oct. 17, 2018</b>	<b>vs. Memphis</b>	<b>57-28</b>	<b>+29</b>	<b>W, 111-83</b>
T-4.	Jan. 15, 2013	vs. Charlotte	60-31	+29	W, 103-76

## YOUNG, STEADY AND CONSISTENT

Now in his third season with Indiana, forward Thaddeus Young has started all 236 games in which he has appeared for the Pacers. He finished 14th in the NBA with an average of 1.5 steals per game and 24th in field goal accuracy at 42.7 percent.

Young reached 12,000 career points in the win over Detroit, 4/1, and 5,000 rebounds for his NBA career during the win at Orlando, 12/7. He is one of eight active NBA players with over 12,000 points, 5,000 rebounds, 1,000 assists and 1,000 steals in his NBA career. Of those eight players, Young is the only one who has recorded more assists and steals than turnovers during his career.

Including this year, Young has recorded more assists and steals than he has turnovers in all three of his seasons with the Pacers.

# 2018-19 INDIANA PACERS GAME NOTES

## TURNER'S BLOCK PARTY

Myles Turner led the NBA in blocked shots during the regular season with a career-high 2.69 rejections per game. Despite missing eight games due to injury, Turner led the NBA with 199 total blocks. He recorded at least one block in all but five games, and posted 11 games with five or more blocks.

Turner became the first Pacers player since Jermaine O'Neal in 2000-01 to lead the NBA in blocked shots. Entering this season, only two players in franchise history averaged more than 2.5 blocks per game over an entire season (O'Neal, 2.8 in 2000-01 and 2.6 in 2006-07; Roy Hibbert, 2.6 in 2012-13).

Beginning the year ranked 11th in Pacers NBA history in blocked shots, Turner climbed to sixth place this season. Now in his fourth NBA season, Turner finished third in the NBA in blocks in each of the last two seasons and is averaging 2.1 blocks per game over his career.

### BLOCKED SHOTS - PACERS NBA FRANCHISE HISTORY

1. Jermaine O'Neal	1,245	2000-01
2. Rik Smits	1,111	
3. Herb Williams	1,094	
4. Roy Hibbert	990	
5. Dale Davis	904	
<b>6. Myles Turner</b>	<b>575</b>	
7. Danny Granger	471	
8. Clemon Johnson	415	
9. James Edwards	391	
10. Steve Stripanovich	380	
11. Antonio Davis	377	

### BLOCKED SHOTS - SINGLE-SEASON - PACERS NBA FRANCHISE HISTORY

1. Jermaine O'Neal	228	2000-01
2. Roy Hibbert	206	2012-13
<b>T-3. Myles Turner</b>	<b>199</b>	<b>2018-19</b>
T-3. Jermaine O'Neal	199	2003-04
5. Herb Williams	184	1985-86

## SABONIS, SIXTH MAN

In his second season with the Pacers, Domantas Sabonis averaged career highs in points, rebounds, assists and field goal percentage this season.

He ranked seventh in the NBA in field goal percentage and 16th in rebounds per game. His 9.3 rebounds per game ranked second among players who started fewer than half of the games for their team this season. With 30 double-doubles, he passed his previous career high (15) for double-doubles in a season set last year.

Sabonis' field goal percentage of .590 set a new NBA franchise record for the highest field goal percentage over an entire season. Indiana has never had a player shoot better than 60 percent from the field over an entire season (minimum 150 field goals made).

### Individual Field Goal Percentage - NBA Franchise History (Min. 150 FGM)

Player	Percentage	Season
<b>1. Domantas Sabonis</b>	<b>.590</b>	<b>2018-19</b>
2. Ian Mahinmi	.589	2015-16
3. Dale Davis	.568	1992-93
4. Dale Davis	.563	1994-95
5. Brad Miller	.562	2001-02

Sabonis recorded 21 points and 16 rebounds in the win at Phoenix on Nov. 27, and followed that with 20 points and 15 rebounds against the Lakers on Nov. 29. He became only the third player in NBA franchise history to record 20+ points and 15+ rebounds in consecutive games, joining Herb Williams (1986-87) and Jermaine O'Neal (2002-03). No player in team history has achieved that feat three games in a row.

He posted eight games with at least 15 rebounds, which is the most by any Pacers player since Troy Murphy (10) during the 2009-10 season.

Sabonis set a new franchise record for the most field goals attempted without a miss in a single game as he shot 12-for-12 from the field and tied his career high with 30 points in Indiana's road win at New York, 10/31. He also tallied nine rebounds and three assists in only 21 minutes before fouling out during the victory. Sabonis tied the previous record last season (9-9), and now holds four of the six best shooting performances (most field goals attempted without a miss) in franchise history.

### Individual Field Goal Percentage - Single-Game - NBA Franchise History

Player	FGM-FGA	Opponent	Date
<b>1. Domantas Sabonis</b>	<b>12-12</b>	<b>at New York</b>	<b>Oct. 31, 2018</b>
<b>T-2. Domantas Sabonis</b>	<b>9-9</b>	<b>vs. San Antonio</b>	<b>Oct. 29, 2017</b>
T-2. Dale Davis	9-9	vs. Cleveland	Jan. 7, 1997
T-2. Vern Fleming	9-9	vs. Charlotte	Dec. 21, 1990
<b>T-5. Domantas Sabonis</b>	<b>7-7</b>	<b>at Minnesota</b>	<b>Oct. 24, 2017</b>
<b>T-5 Domantas Sabonis</b>	<b>7-7</b>	<b>vs. Brooklyn</b>	<b>Oct. 18, 2017</b>

Sabonis led all bench players in the NBA as 27 of his 30 double-doubles during the regular season came as a reserve. His total of 27 was 10 more than the next player on the list (Montrezl Harrell, 17) during the regular season, and placed him second in NBA franchise history behind Detlef Schrempf's record of 38 double-doubles off the bench during the 1991-92 season. Schrempf won his second consecutive NBA Sixth Man of the Year award that season.

### Double-Doubles off the Bench - NBA Franchise History

Player	Double-Doubles	Season
1. Detlef Schrempf	38	1991-92
<b>2. Domantas Sabonis</b>	<b>27</b>	<b>2018-19</b>
3. Detlef Schrempf	24	1990-91
4. Detlef Schrempf	16	1989-90
5. Antonio Davis	13	1996-97

## BOGEY FOR THREE

Bojan Bogdanovic enjoyed a career season in his second year with the Pacers. He posted new career highs in points, rebounds, assists, steals, field goal percentage and 3-point percentage.

Bogdanovic finished 10th in the NBA this season in 3-point percentage as he shot 42.5 percent from long distance during the regular season. He sank a career-high 164 3-point field goals during the season, which placed him 16th in NBA franchise history. His 42.5 percentage from long distance was the fifth-highest mark among players who made at least 100 threes during the regular season.

### 3-Point Percentage - NBA Franchise History (Min. 100 3-pointers Made)

Player	3FG	Pct.	Season
1. Troy Murphy	161	.450	2008-09
2. Chris Mullin	107	.440	1997-98
3. Reggie Miller	164	.429	1997-98
4. Reggie Miller	229	.427	1996-97
<b>5. Bojan Bogdanovic</b>	<b>164</b>	<b>.425</b>	<b>2018-19</b>

Bogdanovic was already enjoying a career season, but after the injury to Victor Oladipo on Jan. 23, he amplified his game as he became Indiana's primary offensive option. Over his last 34 appearances during the regular season, he averaged 20.7 points, 4.1 rebounds and 2.4 assists per game while shooting 50.3 percent from the field and 41.1 percent from 3-point range. He scored 20 or more points 19 times over that span, including three games with 30 or more. He had scored 30+ points only once in his NBA career entering this season.

### Bojan Bogdanovic Season Statistics

Dates	Games	FG	Pct	3FG	Pct.	FT-FTA	Pct	PTS	Avg.	20+	30+
Oct. 17-Jan. 23	47	266	.491	90	.437	128-156	.821	750	16.0	13	0
Jan. 26-April 10	34	256	.503	118	.411	118-149	.792	704	20.7	19	3

## McMILLESTONES

As the Pacers defeated the Atlanta Hawks on Nov. 17, Nate McMillan earned his 100th victory as head coach of the Indiana Pacers. With a 137-108 record (.560) as head coach, he currently holds the fourth-highest winning percentage in NBA franchise history.

McMillan ranks fifth among active NBA coaches in career wins. Now in his 15th season as an NBA head coach, he moved ahead of Mike Dunleavy into the top 25 in career coaching victories with the win over Detroit, 4/1.

McMillan was named Eastern Conference Coach of the Month for games played in December, his second Coach of the Month award as head coach of the Pacers (April 2017) and his sixth Coach of the Month award of his head coaching career (three times with Portland, once with Seattle).

### Head Coaching Victories Pacers NBA Franchise History

Coach	W-L	Pct.
1. Frank Vogel	250-181	.580
2. Larry Brown	190-138	.579
3. Rick Carlisle	181-147	.552
4. Larry Bird	147-67	.687
5. Bob "Slick" Leonard	142-186	.433
<b>6. Nate McMillan</b>	<b>138-108</b>	<b>.561</b>
7. Isiah Thomas	131-115	.533
8. Jack McKinney	125-203	.381
9. Jim O'Brien	121-169	.417
10. Bob Hill	113-108	.511

### Head Coaching Victories NBA History

Coach	W-L	Pct.
17. Rick Carlisle *	751-627	.545
18. John MacLeod	707-657	.518
19. Red Holzman	696-603	.536
20. Mike Fratello	667-548	.549
21. Flip Saunders	654-592	.525
22. Chuck Daly	638-437	.593
T-23. Doug Moe	628-529	.543
T-23. Mike D'Antoni *	628-499	.557
<b>25. Nate McMillan *</b>	<b>616-560</b>	<b>.524</b>
26. Mike Dunleavy	613-716	.461
* Active		



# 2018-19 INDIANA PACERS GAME NOTES



## ROAD TESTED

The Pacers finished with a 19-22 record on the road this season. The Pacers held a 17-12 record on the road before dropping 10 consecutive road games from Feb. 25-March 29. It was the team's longest road losing streak in since the 2008-09 season.

Indiana averaged 106.9 points per game on the road (23rd in the NBA) and shot 47.2 percent from the field (third) and 37.0 percent from 3-point range (fifth).

After an 0-2 start away from Indianapolis this season, the Pacers reeled off five consecutive road wins, which was the longest streak since the team won its final five road games of the 2011-12 season and tied for the second-longest streak of road victories in one season in franchise history (accomplished seven times previously).

Last season, Indiana finished with a 21-20 road record, marking only the sixth time in NBA franchise history and only the fourth time over a full 82-game schedule in which the Pacers recorded a winning record on the road.

Tipping off a four-game Western Conference road trip, the Pacers earned their largest win of the season, a 121-88 win at Utah on Nov. 26. The 33-point win marked Indiana's third-largest road victory in NBA franchise history, its fifth road win by 30 or more points in team history and its largest since the 1996-97 season.

Largest Road Victories - Pacers NBA Franchise History			
Date	Opponent	Point Differential	Result
1. Dec. 4, 1996	at Vancouver	+47	127-80
2. March 17, 1991	at Denver	+38	130-92
<b>3. Nov. 26, 2018</b>	<b>at Utah</b>	<b>+33</b>	<b>121-88</b>
4. Feb. 17, 1995	at Minnesota	+32	110-78
5. Nov. 22, 1993	at Boston	+31	102-71

## DC'S DIMES

Darren Collison led the Pacers and ranked 18th in the NBA this season with an average of 6.0 assists per game. He also ranked seventh in the league in assists-per-turnover ratio (3.67).

Last season, Collison became the first Pacers player to lead the NBA in 3-point percentage (.468), and also led the league in assists-per-turnover ratio (4.28). He became the second player in NBA history and the first since 1980-81 to lead the NBA in both of those categories.

Collison handed out 11 assists and did not commit a turnover in Indiana's road win at Utah, 11/26. Since the 1999-2000 season, there have only been 10 occasions in which a Pacers player has recorded 10 or more assists without committing a turnover. Collison has now done it twice (10 assists, 0 turnovers vs. New York, Dec. 4, 2017). He is also only the seventh player in the team's NBA history to achieve that feat more than once in a regular season game (Jamaal Tinsley (4), Travis Best (2), Mark Jackson (8), Pooh Richardson (2), Vern Fleming (6), Jerry Sichting (2)).

Collison distributed a season-high 17 assists in Indiana's win over Washington, 12/10. That mark was also his highest assists total in his four seasons with the Pacers. He became only the fourth Pacers player since the 2000-01 season (Jalen Rose, Jamaal Tinsley (three times) and Jeff Teague), and only the ninth different player in NBA franchise history to record at least 17 assists in a game.

## HOLIDAY SEASON

Rookie Aaron Holiday, Indiana's first-round selection in the 2018 NBA Draft, has been used sparingly at times this season, but he has made an impact during his time on the court.

After a stretch in which he did not play in nine consecutive games, Holiday came off the bench and played the game's final 15 minutes and totaled 12 points (4-6 FG, 3-4 3FG), three rebounds and two assists to help Indiana rally and defeat the Atlanta Hawks on Nov. 17.

Holiday proceeded to score in double figures in five consecutive games from Nov. 17-26. He became only the fifth Pacers rookie since 1990 to score in double figures in five straight games (Myles Turner, 2015-16; Brandon Rush, 2008-09; Danny Granger, 2005-06; Jamaal Tinsley, 2001-02).

Holiday reached double figures in 14 games overall this season, and the Pacers went 8-6 in those games.

## OLADIPO'S SCORING STREAK

Victor Oladipo scored 20 or more points in 13 consecutive games this season from Oct. 19-Nov. 11. His longest streak of 20+ point games during his NBA career entering this season was six towards the end of the 2017-18 season (March 25-April 3).

Only Chicago's Zach LaVine and Milwaukee's Giannis Antetokounmpo have recorded longer streaks of 20 or more points this season. His streak of 13 straight games with 20 or more points is tied for the fifth-longest streak in NBA franchise history, and tied for the 11th longest streak in the 52-year history of the team (ABA and NBA).

Oladipo ranked 21st in the NBA in scoring this season at the time of his injury with an average of 21.4 points per game. He has missed 46 games due to injury this season, but the Pacers have posted a 23-23 record in his absence. Last season, Oladipo missed seven games and the Pacers went 0-7 without him in the lineup.

## CONSECUTIVE 20+ POINT GAMES - NBA FRANCHISE HISTORY

Player	Consecutive Games	Season
1. Billy Knight	28	1976-77
2. Danny Granger	16	2008-09
T-3. Reggie Miller	14	1989-90
T-3. Danny Granger	14	2008-09 to 2009-10
T-5. Paul George	13	2015-16
<b>T-5. Victor Oladipo</b>	<b>13</b>	<b>2018-19</b>

## OLADIPO STEALS STREAK

After leading the NBA in steals last season, Victor Oladipo ranked 12th in the NBA in steals before his season-ending injury on Jan. 23.

On his way to an NBA-leading 177 steals and 2.4 thefts per game during the 2017-18 regular season season, Victor Oladipo collected at least one steal in 64 consecutive games played.

That came to an end in Indiana's Opening Night victory over Memphis Oct. 17 as Oladipo failed to record a steal, ending a streak that was tied for the fourth-longest in NBA history. He finished with 16 points, five rebounds and five assists in only 25 minutes of action.

PLAYER	CONSECUTIVE GAMES	DATES
1. Chris Paul	108	April 13, 2007-Dec. 23, 2008
2. Alvin Robertson	105	Nov. 6, 1985-Dec. 29, 1986
3. Michael Jordan	77	March 25, 1988-March 17, 1989
4. Mike Conley	64	Nov. 16, 2012-March 30, 2013
<b>4. Victor Oladipo</b>	<b>64</b>	<b>Nov. 8, 2017-April 8, 2018</b>
6. Gary Payton	63	Feb. 3, 1996-Dec. 17, 1996
7. Chris Paul	55	March 27-March 30, 2012
7. Gary Payton	55	March 26, 1995-Jan. 26, 1996

## BACK-TO-BACKS

Date	1st Half	2nd Half
Oct. 19-20	at Milwaukee (L, 101-118)	vs. Brooklyn (W, 132-112)
Nov. 2-3	at Chicago (W, 107-105)	vs. Boston (W, 102-101)
Nov. 16-17	vs. Miami (W, 99-91)	vs. Atlanta (W, 97-89)
Nov. 26-27	at Utah (W, 121-88)	at Phoenix (W, 109-104)
Dec. 7-8	at Orlando (W, 112-90)	vs. Sacramento (W, 107-97)
Dec. 18-19	vs. Cleveland (L, 91-92)	at Toronto (L, 96-99)
Jan. 8-9	at Cleveland (W, 123-115)	at Boston (L, 108-135)
Jan. 19-20	vs. Dallas (W, 111-99)	vs. Charlotte (W, 120-95)
Jan. 30-31	at Washington (L, 89-107)	at Orlando (L, 100-107)
Feb. 4-5	at New Orleans (W, 109-107)	vs. L.A. Lakers (W, 136-94)
Feb. 22-23	vs. New Orleans (W, 126-111)	at Washington (W, 119-112)
Feb. 27-28	at Dallas (L, 101-110)	vs. Minnesota (W, 122-115)
March 18-19	at Portland (L, 98-106)	at L.A. Clippers (L, 109-115)
March 29-30	at Boston (L, 112-114)	vs. Orlando (L, 116-121)

Record: 1st Game	Record: 2nd Game	1st Game at Home	1st Game on the Road	2nd Game at Home	2nd Game on the Road
8-6	9-5	3-1	5-5	7-1	2-4



# 2018-19 INDIANA PACERS GAME NOTES



## THE FORT REPORT



## 2018-19 REGULAR SEASON SCHEDULE

### NOVEMBER

Fri. 2	at Sioux Falls	L, 101-112
Fri. 9	Erie	W, 116-111
Sat. 10	Maine	W, 133-105
Wed. 14	at Wisconsin	W, 122-115
Fri. 16	at Maine	L, 95-99
Wed. 21	at Memphis	L, 118-120
Sun. 25	at Windy City	W, 105-100
Thu. 29	Raptors 905	L, 116-136

### DECEMBER

Sat. 1	Windy City	W, 98-77
Mon. 3	Canton	L, 81-96
Fri. 7	Long Island	L, 111-117
Mon. 10	Grand Rapids	W, 108-101
Thu. 13	Westchester	L, 105-131
Sat. 15	at Oklahoma City	W, 113-94
Mon. 17	Rio Grande Valley	W, 126-110
Fri. 28	Delaware	L, 100-115
Sun. 30	Greensboro	L, 104-110

### JANUARY

Wed. 2	at Westchester	W, 101-93
Fri. 4	Wisconsin	W, 125-120
Sat. 5	at Iowa	L, 99-127
Mon. 7	Stockton	W, 122-108
Fri. 11	Erie	W, 120-119
Mon. 14	Agua Caliente	W, 105-90
Fri. 18	at Grand Rapids	L, 105-123
Sat. 19	Lakeland	L, 92-107
Wed. 23	at Erie	L, 123-135
Sat. 26	at Canton	W, 116-102

### FEBRUARY

Fri. 1	Raptors 905	W, 117-112
Sat. 2	at Grand Rapids	L, 95-117
Mon. 4	at Long Island	W, 140-119
Thu. 7	Capital City	W, 121-118
Fri. 8	Windy City	L, 98-116
Sun. 10	Santa Cruz	L, 104-114
Wed. 13	at Lakeland	W, 127-123
Wed. 20	at Delaware	L, 129-140
Fri. 22	at Windy City	L, 112-119
Sat. 23	Canton	L, 99-100
Tue. 26	at Canton	L, 115-122

### MARCH

Fri. 1	at Wisconsin	L, 99-101
Mon. 4	at Delaware	L, 99-112
Wed. 6	at Long Island	L, 123-128
Fri. 8	Lakeland	W, 110-98
Mon. 11	at Raptors 905	L, 82-112
Thu. 14	at Capital City	W, 125-117
Sat. 16	at Capital City	L, 103-121
Tue. 19	Wisconsin	W, 105-100
Thu. 21	at Greensboro	W, 127-115
Sat. 23	Grand Rapids	L, 118-121

	Record	Home	Away	Streak	Division	Conference					
<b>MAD ANTS</b>	23-27	14-11	9-16	Lost 1	3rd	10th					
<b>PACERS IN FT. WAYNE</b>	<b>G</b>	<b>GS</b>	<b>PPG</b>	<b>RPG</b>	<b>APG</b>	<b>SPG</b>	<b>BPG</b>	<b>MPG</b>	<b>FG%</b>	<b>3FG%</b>	<b>FT%</b>
Ike Anigbogu	21	21	11.1	9.5	0.8	0.5	1.9	27.2	47.0	---	54.7
Alize Johnson	31	31	19.1	13.5	3.5	0.9	0.5	36.7	50.7	38.3	74.2
Davon Reed	34	34	13.9	6.3	3.1	1.4	0.4	34.5	39.8	32.6	75.3
Edmond Sumner	26	26	22.1	2.7	4.0	1.6	0.6	31.4	47.1	36.0	74.8

## HICKORY NIGHTS 2018-19

Continuing a first-of-its-kind partnership, Metro-Goldwyn-Mayer Studios (MGM) and the Indiana Pacers will bring one of the all-time great underdog stories, "Hoosiers," to the NBA hardwood. For the fourth season, the Pacers will wear Hickory uniforms inspired by the movie, and Bankers Life Fieldhouse will be transformed for four games this season to reflect the elements that helped make Hoosiers one of the most popular sports movies of all time.

The Pacers also will wear their maroon and gold Hickory jerseys on the Hickory Nights at Bankers Life Fieldhouse as well as road games at the Los Angeles Lakers (Nov. 29) and Philadelphia (March 10). The Nike Classic Edition is a modern take on the uniforms of Hickory High as worn in the 1987 cinematic classic *Hoosiers*.

This will be the fourth season of Hickory Nights recognizing legendary Indiana teams, coaches, players and cities while commemorating Hoosiers. Previous honorees have included Crawfordsville, the birthplace of Indiana basketball and New Castle, home to the Indiana Basketball Hall of Fame; Indiana high school's all-time leading boys scorer Damon Bailey; Indiana's first Miss Basketball Judi Warren and state championship teams from Marion, Indianapolis Crispus Attucks, Indianapolis Washington and Milan, whose 1954 state title inspired the film, and coaching icons John Wooden, Tony Hinkle and Jack Butcher of Loogootee.



The Hickory Nights, opponents and those to be honored are as follows:

Date	Opponent	Honoree
Nov. 16	vs. Miami	<b>Muncie Central High School</b> Winners of a record eight Indiana high school boys championships, all in the single-class era, the Bearcats also have been state runners-up seven times and have made 24 State Finals appearances. Muncie Central also produced three Mr. Basketballs, Tom Harrold in 1951, Ron Bonham in 1960 and Rick Jones in 1963, as well as Trester Award winners Jack Moore in 1978 and Sam Long in 1988.
Jan. 19	vs. Dallas	<b>Bob "Slick" Leonard</b> The Pacers will cap "Basketball Day in Indiana" by honoring their Hall of Fame coach and broadcaster Bobby "Slick" Leonard. Leonard, who played at Terre Haute Gerstmeyer High School, was a star performer for the national champion Indiana Hoosiers in 1953 and after a professional playing career, returned to Indiana to coach the Pacers to three American Basketball Association championships and 529 victories in the ABA and NBA. He now serves as color commentator for Pacers' home-game radio broadcasts where his "Boom Baby" call has become synonymous with Pacers' three-pointers. Leonard was inducted into the Naismith Hall of Fame in 2014.
Feb. 7	vs. L.A. Clippers	<b>J.R. Holmes, Jack Keefe and Donna Cheatham</b> The two winningest active boys coaches, Bloomington South's J.R. Holmes and Lawrence North's Jack Keefe, and the winningest girls coach, Donna Cheatham of Scottsburg, will be honored. In 46 years of coaching, Holmes' teams have won 786 games and two state titles at South. In 46 years, Keefe's squads have won 779 games and four state crowns at Lawrence North. Cheatham, in 43 years, has won 699 games and state titles at Scottsburg and Southwestern.
April 7	vs. Brooklyn	<b>2018-19 IHSAA State Champions</b> Continuing a Hickory Night tradition, the Pacers will honor the four girls and four boys 2019 IHSAA State Champions.

## ST. VINCENT CENTER



In August 2017, Pacers Sports & Entertainment and St. Vincent unveiled the new St. Vincent Center, the Pacers' training facility and medical office building that will provide local residents and workers improved access to high-quality care. Groundbreaking took place in December of 2015.

The 130,000 square-foot St. Vincent Center was privately financed by PS&E and is located on Delaware Street immediately east of Bankers Life Fieldhouse and adjacent to the Virginia Avenue Parking Garage. It is connected to Bankers Life Fieldhouse via a tunnel on the event level.

The St. Vincent Center houses two NBA-regulation practice courts named in honor of franchise icons Bobby "Slick" Leonard and Donnie Walsh, as well as the most modern training and medical facilities required by professional sports teams. Pacers basketball staff and scouting offices also moved to the Center.

The St. Vincent Center is the 20th stand-alone training facility built by an NBA team since 1999. Many of those facilities have partnered with local health organizations.

Most practices and select shootarounds on the morning of home games will be held at the St. Vincent Center. For more information, please contact the Pacers Media Relations department.

## NBA ALL-STAR 2021 INDIANAPOLIS

On Dec. 13, 2017, the NBA announced that Indiana will host NBA All-Star 2021. The 70th annual game will take place at Bankers Life Fieldhouse, home of the Pacers, on Sunday, Feb. 14, 2021. This will mark the second NBA All-Star in Indianapolis. The 1985 NBA midseason classic was held at the Hoosier Dome in downtown Indianapolis.

NBA Commissioner Adam Silver made the announcement during a press conference at Bankers Life Fieldhouse. He was joined by Indiana Gov. Eric J. Holcomb and Indianapolis Mayor Joe Hogsett as well as Pacers Sports & Entertainment owner Herb Simon, President and Chief Operating Officer Rick Fuson and President of Basketball Operations Kevin Pritchard.





# 2018-19 INDIANA PACERS GAME NOTES

## 2018-19 GAME-BY-GAME STATISTICS vs. OPPONENTS

DATE	OPPONENT	FG	FGA	PCT	3P	3PA	PCT	FT	FTA	PCT	OR	DR	TOT	AST	PF	ST	TO	BS	1Q	2Q	3Q	4Q	1H	2H	OT	OT	OT	FINAL
Oct. 17	INDIANA vs. Memphis	47	83	.566	10	26	.385	7	13	.538	13	44	57	29	24	2	20	7	27	29	20	35	56	55	--	--	--	111
Oct. 19	INDIANA at Milwaukee	38	87	.437	6	18	.333	19	27	.704	9	32	41	14	25	7	17	3	25	28	19	25	53	44	--	--	--	101
Oct. 20	INDIANA vs. Brooklyn	51	92	.554	16	24	.667	14	22	.636	10	30	40	21	18	12	11	5	33	34	28	37	67	65	--	--	--	132
Oct. 22	INDIANA at Minnesota	36	92	.391	8	26	.308	11	16	.688	12	33	45	18	24	6	15	6	28	21	24	18	49	42	--	--	--	91
Oct. 24	INDIANA at San Antonio	46	87	.529	17	32	.531	7	8	.875	5	35	40	34	22	9	10	5	28	34	26	28	62	54	--	--	--	116
Oct. 27	INDIANA at Cleveland	48	74	.649	5	13	.385	18	26	.692	4	20	24	28	15	13	15	3	30	30	28	31	60	59	--	--	--	119
Oct. 29	INDIANA vs. Portland	37	90	.411	6	19	.613	13	20	.650	7	28	35	19	20	8	9	5	16	33	20	24	49	44	--	--	--	93
Oct. 31	INDIANA at New York	45	83	.542	6	20	.300	11	17	.647	10	31	41	24	19	10	15	10	28	22	27	30	50	57	--	--	--	107
Nov. 2	INDIANA at Chicago	40	85	.471	7	26	.269	20	22	.909	9	33	42	21	13	8	11	9	22	38	27	20	60	47	--	--	--	107
Nov. 3	INDIANA vs. Boston	36	87	.414	11	32	.344	19	25	.760	9	37	46	23	16	10	13	2	18	27	27	30	45	57	--	--	--	102
Nov. 5	INDIANA vs. Houston	33	75	.440	8	28	.286	20	30	.667	7	32	39	17	15	8	16	3	22	33	20	19	55	39	--	--	--	94
Nov. 7	INDIANA vs. Philadelphia	37	94	.394	8	31	.258	12	17	.706	8	34	42	19	21	9	13	6	23	27	21	23	50	44	--	--	--	94
Nov. 9	INDIANA at Miami	43	79	.544	7	20	.350	17	29	.586	6	33	39	20	26	10	18	5	24	27	33	26	51	59	--	--	--	110
Nov. 11	INDIANA at Houston	36	78	.462	11	29	.379	20	26	.769	5	30	35	24	22	10	13	6	31	23	27	22	54	49	--	--	--	103
Nov. 16	INDIANA vs. Miami	36	81	.444	14	27	.519	13	15	.867	4	43	47	22	14	10	19	6	18	32	22	27	50	49	--	--	--	99
Nov. 17	INDIANA vs. Atlanta	35	88	.398	12	30	.400	15	21	.714	11	43	54	25	26	11	24	6	25	22	26	24	47	50	--	--	--	97
Nov. 19	INDIANA vs. Utah	49	93	.527	12	25	.480	11	17	.647	11	33	44	35	17	13	9	3	32	25	29	35	57	64	--	--	--	121
Nov. 21	INDIANA at Charlotte	41	84	.488	11	33	.333	16	17	.941	10	27	37	26	19	5	14	7	30	30	24	25	60	49	--	--	--	109
Nov. 23	INDIANA vs. San Antonio	46	99	.465	3	24	.125	5	9	.556	11	34	45	31	22	9	12	2	23	22	24	31	45	55	--	--	--	100
Nov. 26	INDIANA at Utah	49	84	.583	9	18	.500	14	17	.824	4	35	39	33	17	13	16	4	33	25	31	32	58	63	--	--	--	121
Nov. 27	INDIANA at Phoenix	38	90	.422	11	26	.423	22	29	.759	17	38	55	25	13	8	12	6	26	35	20	28	61	48	--	--	--	109
Nov. 29	INDIANA at L.A. Lakers	32	86	.372	10	23	.435	22	27	.815	10	34	44	23	22	14	17	4	15	35	25	21	50	46	--	--	--	96
Dec. 1	INDIANA at Sacramento	42	86	.488	7	24	.292	13	23	.565	11	39	50	25	23	8	18	11	38	18	27	21	56	48	--	--	--	104
Dec. 4	INDIANA vs. Chicago	35	76	.461	6	22	.273	20	24	.833	6	39	45	22	13	10	18	6	23	20	27	26	43	53	--	--	--	96
Dec. 7	INDIANA at Orlando	37	94	.394	11	31	.355	5	5	1.000	12	32	44	26	23	8	19	2	21	24	22	23	45	45	--	--	--	90
Dec. 8	INDIANA vs. Sacramento	44	93	.473	9	26	.346	15	18	.833	11	42	53	26	17	8	10	8	28	29	29	26	57	55	--	--	--	112
Dec. 8	INDIANA vs. Sacramento	36	89	.404	8	33	.242	10	13	.769	9	38	47	20	18	3	16	7	25	20	25	20	45	45	--	--	--	90
Dec. 8	INDIANA vs. Sacramento	40	92	.435	8	30	.267	19	22	.864	15	37	52	26	17	7	17	8	24	30	19	34	54	53	--	--	--	107
Dec. 10	INDIANA vs. Washington	38	90	.422	9	32	.281	12	15	.800	12	31	43	24	21	9	14	8	31	21	18	27	52	45	--	--	--	97
Dec. 10	INDIANA vs. Washington	41	76	.539	10	20	.500	17	22	.773	7	43	50	29	25	7	24	7	29	30	28	22	59	50	--	--	--	109
Dec. 12	INDIANA vs. Milwaukee	37	88	.420	10	30	.333	17	24	.708	6	28	34	22	13	12	3	33	17	25	26	20	50	51	--	--	--	101
Dec. 12	INDIANA vs. Milwaukee	43	91	.473	12	30	.400	15	20	.750	14	41	55	31	13	6	16	5	29	29	27	28	58	55	--	--	--	113
Dec. 14	INDIANA at Philadelphia	38	92	.413	11	43	.256	10	15	.667	9	34	43	22	18	6	12	6	23	20	27	27	43	54	--	--	--	97
Dec. 14	INDIANA at Philadelphia	42	95	.442	8	20	.400	21	24	.875	11	36	47	33	22	7	2	24	25	31	33	49	64	64	--	--	--	113
Dec. 16	INDIANA vs. New York	36	88	.409	9	36	.250	20	27	.741	17	32	49	17	21	5	16	5	34	25	18	24	59	42	--	--	--	101
Dec. 16	INDIANA vs. New York	40	87	.460	12	34	.353	18	23	.783	11	34	45	28	18	9	13	4	28	28	23	31	56	54	--	--	--	110
Dec. 18	INDIANA vs. Cleveland	37	89	.416	10	32	.312	15	22	.682	13	31	44	21	19	7	17	1	26	27	20	26	53	46	--	--	--	99
Dec. 18	INDIANA vs. Cleveland	37	93	.398	4	22	.182	13	21	.619	14	38	52	21	12	7	9	10	19	25	24	23	44	47	--	--	--	91
Dec. 19	INDIANA vs. Cleveland	38	92	.413	6	31	.194	10	13	.769	12	39	51	19	16	7	9	5	21	24	22	25	45	57	--	--	--	92
Dec. 19	INDIANA at Toronto	38	80	.475	9	20	.450	11	16	.688	9	40	49	19	21	6	23	7	34	24	27	11	58	38	--	--	--	96
Dec. 21	INDIANA at Toronto	38	93	.409	7	30	.233	16	21	.762	11	32	43	20	19	15	9	9	24	26	25	24	50	49	--	--	--	99
Dec. 21	INDIANA at Brooklyn	44	82	.537	11	26	.423	15	18	.833	6	23	29	24	26	10	12	8	37	22	25	30	59	55	--	--	--	114
Dec. 23	INDIANA at Brooklyn	33	72	.458	16	31	.516	24	34	.706	11	30	41	28	23	5	22	3	27	22	31	26	49	57	--	--	--	106
Dec. 23	INDIANA vs. Washington	43	97	.443	9	30	.300	10	12	.833	16	41	57	24	25	12	17	6	27	26	31	21	53	52	--	--	--	105
Dec. 26	INDIANA vs. Washington	28	76	.368	9	35	.257	24	26	.923	6	31	37	21	18	8	22	1	25	21	18	25	46	43	--	--	--	89
Dec. 26	INDIANA at Atlanta	46	83	.554	13	27	.481	24	33	.727	10	29	39	35	17	13	17	3	32	32	31	34	64	65	--	--	--	129
Dec. 28	INDIANA at Atlanta	45	89	.506	17	36	.472	14	18	.778	11	30	41	33	24	8	20	6	31	36	21	33	67	54	--	--	--	121
Dec. 28	INDIANA vs. Detroit	53	88	.602	5	19	.263	14	20	.700	7	36	43	33	17	11	13	5	32	26	33	34	58	67	--	--	--	125
Dec. 31	INDIANA vs. Detroit	34	91	.374	9	36	.250	11	12	.917	16	28	44	25	22	7	22	6	21	24	24	19	45	43	--	--	--	88
Dec. 31	INDIANA vs. Atlanta	42	84	.500	11	24	.458	21	29	.724	8	31	39	29	18	13	11	6	33	30	34	19	63	53	--	--	--	116
Jan. 4	INDIANA vs. Atlanta	41	95																									



# 2018-19 INDIANA PACERS GAME NOTES



## 2018-19 GAME-BY-GAME STATISTICS vs. OPPONENTS

DATE	OPPONENT	FG	FGA	PCT	3P	3PA	PCT	FT	FTA	PCT	OR	DR	TOT	AST	PF	ST	TO	BS	TQ	2Q	3Q	4Q	1H	2H	OT	OT	OT	FINAL
Jan. 11	INDIANA at New York	49/39	94/88	.521/.443	12/14	26/39	.462/.359	11/14	11/16	1.000/.875	11/8	36/29	47/37	30/22	15/18	8/14	1/5	31/22	33/30	32/34	25/24	64/52	57/69	---	---	---	121/106	
Jan. 15	INDIANA vs. Phoenix	46/40	89/95	.517/.421	12/8	25/27	.480/.296	27/9	36/18	.750/.500	11/10	33/43	52/43	31/26	17/30	11/8	17/19	7/6	38/19	34/32	34/22	35/24	62/51	69/46	---	---	---	131/97
Jan. 17	INDIANA vs. Philadelphia	39/46	97/87	.402/.529	9/18	29/34	.310/.529	10/10	12/11	.750/.909	9/12	28/42	40/51	23/38	14/10	9/8	12/18	3/6	25/28	23/26	25/34	48/54	48/68	---	---	---	96/120	
Jan. 19	INDIANA vs. Dallas	42/37	85/88	.494/.420	8/9	24/37	.333/.243	19/16	24/20	.792/.800	11/14	34/30	45/44	23/21	22/18	6/5	11/13	4/4	24/23	34/19	26/27	37/30	58/42	53/57	---	---	---	111/99
Jan. 20	INDIANA vs. Charlotte	47/33	100/82	.470/.402	14/12	27/35	.519/.343	12/17	12/25	1.000/.680	12/8	38/37	50/45	34/20	18/14	10/16	7/6	7/6	34/26	22/30	27/27	37/34	56/41	64/54	---	---	---	120/95
Jan. 23	INDIANA vs. Toronto	40/38	92/92	.435/.413	9/12	26/39	.346/.308	21/18	25/23	.840/.783	12/10	36/35	48/45	27/28	23/22	6/2	7/9	7/5	24/16	35/31	25/28	26/31	59/47	51/59	---	---	---	110/106
Jan. 26	INDIANA at Memphis	32/39	74/80	.432/.488	9/28	27/33	.333/.321	9/19	27/28	.833/.679	7/8	33/28	40/36	20/29	26/24	8/8	14/14	5/5	19/24	23/29	25/28	34/28	42/53	61/53	---	---	---	103/106
Jan. 28	INDIANA vs. Golden State	40/53	94/98	.426/.541	12/13	30/31	.400/.419	8/13	10/16	.800/.812	10/13	28/35	38/48	29/39	18/19	4/14	5/7	22/40	26/29	31/32	21/21	48/69	52/63	---	---	---	100/132	
Jan. 30	INDIANA at Washington	33/41	84/78	.393/.526	9/12	31/28	.290/.429	14/13	18/21	.778/.619	10/8	29/33	39/41	27/27	21/24	6/8	17/15	3/4	25/35	20/24	20/25	45/59	44/48	---	---	---	89/107	
Jan. 31	INDIANA at Orlando	41/38	91/82	.451/.463	4/11	19/25	.211/.440	14/20	16/22	.875/.909	6/9	36/39	42/48	26/25	18/19	8/4	2/15	2/5	19/24	29/18	25/38	27/51	48/52	52/56	---	---	---	100/107
Feb. 2	INDIANA at Miami	38/30	89/71	.427/.423	7/9	24/30	.292/.300	12/19	17/26	.706/.731	14/10	29/33	43/43	26/21	20/19	15/8	14/24	4/4	21/27	32/27	11/23	53/54	42/34	---	---	---	95/88	
Feb. 4	INDIANA at New Orleans	41/39	91/90	.451/.493	10/38	28/38	.357/.237	17/20	24/24	.708/.833	8/13	35/42	43/55	25/19	17/6	3/17	3/4	25/20	30/24	26/33	53/56	56/57	---	---	---	---	109/107	
Feb. 5	INDIANA vs. LA Lakers	56/35	99/75	.566/.467	19/4	34/21	.559/.190	5/20	8/26	.625/.769	11/3	30/31	41/34	37/25	20/14	11/19	10/2	7/26	33/20	32/27	35/21	69/46	67/48	---	---	---	136/94	
Feb. 7	INDIANA vs. LA Clippers	49/37	87/85	.563/.435	9/6	22/17	.409/.353	9/12	11/19	.818/.632	7/9	35/27	42/36	26/19	20/14	15/21	12/6	12/31	35/22	15/19	18/20	71/53	45/39	---	---	---	116/92	
Feb. 9	INDIANA vs. Cleveland	45/35	84/79	.536/.443	9/16	26/36	.346/.444	6/4	10/9	.600/.444	5/6	37/25	43/30	31/23	13/13	8/13	5/2	30/17	24/25	20/18	31/30	54/42	51/48	---	---	---	105/90	
Feb. 11	INDIANA vs. Charlotte	38/29	74/90	.514/.322	8/7	25/40	.320/.175	15/25	17/33	.882/.758	5/21	34/30	39/51	22/15	22/15	3/7	12/2	3/19	32/19	22/33	22/19	54/38	45/52	---	---	---	99/90	
Feb. 13	INDIANA vs. Milwaukee	37/38	89/86	.416/.442	10/9	27/31	.370/.290	13/21	15/25	.867/.724	10/4	39/42	43/52	22/14	23/10	6/10	11/3	18/26	29/29	32/30	18/55	47/50	51/51	---	---	---	97/106	
Feb. 22	INDIANA vs. New Orleans	44/43	93/93	.473/.462	14/8	32/27	.438/.296	24/17	35/30	.686/.567	13/15	35/37	48/52	28/25	24/25	10/5	11/18	5/5	24/35	34/23	29/17	58/71	68/40	---	---	---	126/111	
Feb. 23	INDIANA at Washington	47/42	83/79	.566/.532	11/13	25/35	.440/.371	14/15	22/21	.636/.714	12/8	29/24	29/32	21/27	13/15	23/22	0/5	29/21	36/29	30/32	50/30	65/50	54/62	---	---	---	119/112	
Feb. 25	INDIANA at Detroit	40/39	87/88	.460/.443	10/18	26/41	.385/.439	19/17	21/26	.905/.654	12/15	30/32	42/47	23/28	23/20	8/12	11/4	8/36	31/29	26/29	32/23	51/55	58/48	---	---	---	109/113	
Feb. 27	INDIANA at Dallas	37/40	77/81	.481/.494	10/16	28/37	.357/.432	17/14	21/23	.810/.609	6/10	32/32	38/42	19/27	23/11	15/17	3/1	27/28	26/25	29/31	53/53	48/57	---	---	---	---	101/110	
Feb. 28	INDIANA vs. Minnesota	40/42	84/89	.476/.472	16/8	27/26	.593/.308	26/23	31/34	.839/.676	8/22	26/35	34/57	35/16	24/24	5/19	11/7	26/35	28/30	28/25	64/60	58/55	---	---	---	---	122/115	
March 2	INDIANA vs. Orlando	42/46	77/91	.545/.505	7/10	27/28	.259/.357	21/15	24/19	.875/.789	3/11	33/30	36/41	31/28	17/20	5/7	6/9	6/27	33/28	27/34	25/28	60/55	52/62	---	---	---	112/107	
March 5	INDIANA vs. Chicago	38/36	84/93	.387/.387	11/25	16/20	.160/.24	18/24	8.33/8.33	15/15	39/34	50/49	19/16	22/20	7/7	12/10	9/7	27/17	22/25	28/33	28/42	49/54	56/60	---	---	---	105/96	
March 7	INDIANA at Milwaukee	35/43	90/86	.389/.500	14/14	37/35	.378/.400	14/21	20/21	.700/.810	6/8	34/44	40/52	26/19	16/19	10/13	7/10	7/32	26/22	22/30	26/33	50/54	48/63	---	---	---	98/117	
March 10	INDIANA at Philadelphia	31/38	83/87	.373/.437	5/7	16/23	.312/.304	22/23	37/30	.595/.767	12/13	32/39	44/52	18/26	27/10	14/13	4/3	25/26	34/21	11/34	19/51	59/55	60/55	---	---	---	89/106	
March 12	INDIANA vs. New York	37/35	85/80	.435/.438	8/13	28/28	.286/.464	21/15	29/18	.724/.833	7/8	34/41	41/49	26/22	12/23	10/4	3/20	27/29	28/23	18/21	55/52	48/46	---	---	---	---	103/98	
March 14	INDIANA vs. Oklahoma City	37/38	82/86	.451/.442	7/14	22/30	.318/.467	17/16	32/20	.844/.800	6/8	33/36	39/44	24/24	17/28	11/11	16/18	4/5	22/29	23/34	27/18	50/63	58/43	---	---	---	108/106	
March 16	INDIANA at Denver	34/39	75/82	.453/.476	6/11	24/38	.250/.289	26/20	37/20	.703/.650	8/9	33/30	41/39	20/22	19/22	6/11	2/5	2/25	36/32	15/25	25/23	60/57	40/45	---	---	---	100/102	
March 18	INDIANA at Portland	35/37	82/79	.427/.468	10/13	24/32	.417/.406	18/19	22/21	.818/.905	12/8	27/29	39/37	25/24	21/23	12/9	3/18	3/28	17/27	24/33	26/33	48/55	50/51	---	---	---	106/109	
March 19	INDIANA at L.A. Clippers	45/43	87/89	.517/.483	7/10	21/34	.333/.294	12/19	17/27	.706/.704	11/10	35/29	46/38	30/28	20/14	8/13	2/2	16/25	33/30	26/34	34/26	49/55	60/60	---	---	---	115/109	
March 21	INDIANA at Golden State	44/51	89/91	.494/.560	6/13	23/36	.361/.361	13/16	17/16	.688/.824	10/10	40/39	50/49	32/34	19/9	6/11	5/5	19/27	34/35	24/32	53/62	59/62	---	---	---	---	112/124	
March 24	INDIANA vs. Denver	51/33	91/93	.560/.355	7/29	18/24	.444/.241	14/15	17/16	.824/.938	15/15	26/26	41/41	21/21	17/17	5/7	7/7	23/23	21/21	21/21	46/46	42/42	---	---	---	---	88/88	
March 27	INDIANA at Oklahoma City	40/41	92/92	.435/.446	13/13	31/36	.419/.361	6/12	11/19	.545/.632	8/9	37/35	45/44	26/29	17/14	4/7	12/7	6/7	27/29	15/16	31/31	54/45	45/62	---	---	---	99/107	
March 29	INDIANA at Boston	42/44	90/86	.467/.512	12/13	27/27	.444/.481	16/13	23/17	.696/.765	14/7	27/36	41/43	27/19	16/8	9/14	2/5	25/35	35/26	31/25	60/63	52/51	---	---	---	---	112/114	
March 30	INDIANA vs. Orlando	48/47	91/92	.527/.511	9/15	24/38	.375/.395	11/12	17/14	.647/.857	12/9	33/28	45/37	26/16	4/9	15/7	3/4	28/32	29/24	35/34	24/21	57/56	59/65	---	---	---	116/121	
April 1	INDIANA vs. Detroit	42/38	77/88	.545/.432	10/12	22/33	.455/.364	17/14	22/19	.773/.737	7/16	35/25	42/41	27/21	20/24	9/15	8/5	23/33	36/22	28/22	24/22	59/55	52/47	---	---	---	111/102	
April 3	INDIANA at Detroit	43/31	92/80	.467/.386	6/11	21/41	.286/.268	16/16	22/24	.727/.667	10/11	34/35	44/46	31/25	18/25	9/6	11/20	4/5	18/15	26/26	30/27	44/36	64/53	---	---	---	89/89	
April 5	INDIANA vs. Boston	38/48	92/92	.4132/.522	10/7	23/27	.435/.259	11/17	19/16	.579/.875	10/7	35/42	45/37	24/15	5/15	11/3	3/27	24/24	34/34	27/26	23/26	47/58	50/59	---	---	---	97/117	
April 7	INDIANA vs. Brooklyn	41/40	85/88	.482/.455	7/11	27/36	.370/.306	4/17	7/22	.571/.773	5/17	28/35	33/52	2														



# 2018-19 INDIANA PACERS GAME NOTES



## 2018-19 MISCELLANEOUS SCORING

Date	Opponent	W/L	Points in the Paint	2nd Chance Points	Fast Break Points	Bench Points	Points Off Turnovers
10/17	MEMPHIS	W	60-16	19-11	20-6	58-32	16-11
10/19	at Milwaukee	L	42-54	4-13	10-20	45-34	18-26
10/20	BROOKLYN	W	58-40	21-24	24-19	55-51	30-12
10/22	at Minnesota	L	44-48	14-15	8-26	21-43	12-13
10/24	at San Antonio	W	46-48	10-10	17-12	59-35	23-14
10/27	at Cleveland	W	60-44	8-18	20-6	30-54	30-18
10/29	PORTLAND	L	32-40	9-6	19-12	15-54	20-6
10/31	at New York	W	64-32	17-9	8-3	44-33	20-17
11/2	at Chicago	W	50-46	8-11	16-12	34-41	19-18
11/3	BOSTON	W	36-30	17-9	14-22	37-39	17-17
11/5	HOUSTON	L	42-34	15-2	8-8	32-21	18-14
11/7	PHILADELPHIA	L	46-46	9-4	14-19	32-26	22-21
11/9	at Miami	W	50-42	12-8	15-13	44-48	29-15
11/11	at Houston	L	46-32	10-12	13-9	26-19	21-11
11/16	MIAMI	W	30-36	10-9	19-23	53-27	22-19
11/17	ATLANTA	W	34-44	15-11	13-27	40-57	18-23
11/19	UTAH	W	54-36	15-5	12-4	59-37	33-11
11/21	at Charlotte	L	60-46	15-8	15-10	45-55	13-22
11/23	SAN ANTONIO	L	68-38	14-7	19-17	42-36	18-10
11/26	at Utah	W	54-50	9-9	13-8	62-39	25-16
11/27	at Phoenix	W	48-36	16-15	16-14	46-33	16-21
11/29	at L.A. Lakers	L	38-58	13-7	20-20	47-33	13-20
12/1	at Sacramento	L	58-46	6-15	10-18	32-40	14-26
12/4	CHICAGO	W	42-42	12-12	11-11	25-29	19-17
12/7	at Orlando	W	54-40	10-10	15-12	49-32	20-5
12/8	SACRAMENTO	W	56-46	19-24	18-22	36-28	11-20
12/10	WASHINGTON	W	42-42	9-15	16-23	19-42	12-18
12/12	MILWAUKEE	W	38-48	13-8	15-19	34-25	12-17
12/14	at Philadelphia	W	56-46	19-21	11-16	39-15	33-12
12/16	NEW YORK	W	48-36	21-10	6-8	35-20	11-11
12/18	CLEVELAND	L	52-54	17-16	20-11	35-35	10-10
12/19	at Toronto	L	44-56	12-17	10-14	30-23	8-23
12/21	at Brooklyn	W	48-32	11-12	2-4	29-43	21-10
12/23	WASHINGTON	W	48-32	13-5	23-15	39-48	25-12
12/26	at Atlanta	W	56-46	11-22	23-20	54-30	24-21
12/28	DETROIT	W	68-40	6-17	16-9	53-33	30-10
12/31	ATLANTA	W	52-54	17-17	27-15	40-21	21-14
1/4	at Chicago	W	70-60	14-10	18-7	40-23	19-14
1/6	at Toronto	L	56-40	16-8	12-18	27-52	23-19
1/8	at Cleveland	W	52-40	16-16	11-13	34-51	22-13
1/9	at Boston	L	40-56	15-12	10-33	47-73	16-20
1/11	at New York	W	58-48	18-19	17-11	45-44	23-23
1/15	PHOENIX	W	60-48	12-17	27-12	58-47	29-13
1/17	PHILADELPHIA	L	48-50	12-9	16-15	31-30	18-12
1/19	DALLAS	W	56-52	19-14	13-6	54-46	21-16
1/20	CHARLOTTE	W	40-34	14-11	28-14	48-37	20-11
1/23	TORONTO	W	50-40	16-24	15-10	37-21	13-5
1/26	at Memphis	L	38-48	8-10	11-7	34-30	13-20
1/28	GOLDEN STATE	L	42-60	17-16	12-18	43-43	21-14
1/30	at Washington	L	44-40	17-11	2-2	45-58	18-29
1/31	at Orlando	L	54-36	8-12	11-15	16-40	14-15
2/2	at Miami	W	44-36	12-13	12-4	15-43	31-7
2/4	at New Orleans	W	44-54	12-15	22-16	39-34	15-7
2/5	L.A. LAKERS	W	52-54	15-6	25-15	66-41	33-6
2/7	L.A. CLIPPERS	W	64-50	13-10	24-5	34-39	34-10
2/9	CLEVELAND	W	54-32	9-5	16-9	36-43	14-8
2/11	CHARLOTTE	W	42-38	8-16	2-13	35-10	9-10
2/13	MILWAUKEE	L	32-58	17-6	10-23	37-28	14-14
2/22	NEW ORLEANS	W	44-58	19-14	14-25	48-46	25-7
2/23	at Washington	W	58-46	19-14	11-14	42-46	25-30
2/25	at Detroit	L	48-38	20-17	7-7	32-36	19-10
2/27	at Dallas	L	40-38	6-14	13-19	28-17	15-19
2/28	MINNESOTA	W	38-58	16-22	22-8	47-39	28-12
3/2	ORLANDO	L	48-54	5-20	11-17	29-45	16-16
3/5	CHICAGO	W	38-58	19-17	13-12	25-23	11-11
3/7	at Milwaukee	L	28-52	11-16	23-17	30-29	15-14
3/10	at Philadelphia	L	40-56	12-16	11-15	37-21	12-19
3/12	NEW YORK	W	40-36	10-18	15-12	24-37	17-7
3/14	OKLAHOMA CITY	W	58-38	10-9	12-20	31-25	17-13
3/16	at Denver	L	44-54	9-12	8-8	27-17	9-9
3/18	at Portland	L	36-40	10-6	22-7	30-32	16-13
3/19	at L.A. Clippers	L	62-52	12-14	8-19	53-46	9-23
3/21	at Golden State	L	42-40	14-8	4-20	53-35	18-21
3/24	DENVER	W	72-42	15-28	29-11	54-33	25-12
3/27	at Oklahoma City	L	42-50	16-18	7-9	30-10	5-9
3/29	at Boston	L	40-54	20-16	8-26	36-35	17-15
3/30	ORLANDO	L	62-44	19-12	9-15	31-45	16-26
4/1	DETROIT	W	52-34	14-22	15-15	39-22	21-24
4/3	at Detroit	W	62-36	17-23	11-8	41-19	20-11
4/5	BOSTON	L	54-54	15-11	16-26	51-50	14-14
4/7	BROOKLYN	L	46-48	6-16	15-9	54-49	19-13
4/10	at Atlanta	W	60-52	20-33	22-12	55-31	25-10
<b>TOTAL</b>		<b>48-34</b>	<b>4006-3674</b>	<b>1098-1100</b>	<b>1186-1134</b>	<b>3193-2976</b>	<b>1558-1225</b>
<b>AVERAGE</b>			<b>48.9-44.8</b>	<b>13.4-13.4</b>	<b>14.5-13.8</b>	<b>38.9-36.3</b>	<b>19.0-14.9</b>



# 2018-19 INDIANA PACERS GAME NOTES



CATEGORY	INDIANA HIGHS	INDIANA LOWS	OPPOSING TEAM HIGHS	OPPOSING TEAM LOWS	PACERS INDIVIDUAL HIGHS	OPPONENT INDIVIDUAL HIGHS
POINTS (GAME)	136, vs. LA Lakers, 2/5	89, at Washington, 1/30 at Philadelphia, 3/11	135, at Boston, 1/9	83, vs. Memphis, 10/17	37, Bojan Bogdanovic, vs. Minnesota, 2/28	42, Karl-Anthony Towns, vs. Minnesota, 2/28
1ST QUARTER POINTS	38, at Cleveland, 1/8 vs. Phoenix, 1/15	15, at LA Lakers, 11/29	40, vs. Golden State, 1/28	15, at Detroit, 4/3	15, Victor Oladipo, vs. Philadelphia, 11/7	23, Karl-Anthony Towns, vs. Minnesota, 2/28
2ND QUARTER POINTS	38, Three times Last: at Atlanta, 4/10	19, vs. Brooklyn, 4/7	44, at Houston, 11/11	15, vs. Charlotte, 1/20	17, Domantas Sabonis, at Chicago, 1/4	19, James Harden, at Houston, 11/11
FIRST HALF POINTS	73, at Atlanta, 4/10	42, at Memphis, 1/26	76, at Houston, 11/11	36, at Detroit, 4/3	26, Bojan Bogdanovic, vs. Denver, 3/24	29, Karl-Anthony Towns, vs. Minnesota, 2/28
3RD QUARTER POINTS	39, vs. New Orleans, 2/22	11, at Philadelphia, 3/11	37, at Charlotte, 11/21 at Boston, 1/9	16, vs. Atlanta, 11/17	15, Darren Collison, vs. Detroit, 12/26 Wesley Matthews, vs. NO, 2/22	18, Kemba Walker, vs. Charlotte, 2/11
4TH QUARTER POINTS	37, vs. Brooklyn, 10/20 vs. Charlotte, 1/20	11, at Toronto, 12/18 at Miami, 2/2	38, at Orlando, 1/31	11, at Miami, 2/2	14, Seven times, Last: B. Bogdanovic, at OKC, 3/27	18, Joel Embiid, at Philadelphia, 3/10
SECOND HALF POINTS	69, vs. Phoenix, 1/15	30, at Philadelphia, 3/11	72, at Cleveland, 1/8	33, vs. Atlanta, 11/17	21, Bojan Bogdanovic, vs. Minnesota, 2/28	26, Kemba Walker, vs. Charlotte, 2/11
FIELD GOALS MADE	56, vs. LA Lakers, 2/5	31, at Philadelphia, 3/11	53, vs. Golden State, 1/28	25, vs. Memphis, 10/17	14, Victor Oladipo, at Chicago, 1/4 vs. Philadelphia, 11/7	15, L. James, at LA Lakers, 11/29, K. Towns, vs. Minnesota, 2/28
FIELD GOAL ATTEMPTS	100, vs. Charlotte, 1/20	74, Three times Last: vs. Charlotte, 2/11	103, at Atlanta, 4/10	71, at Miami, 2/2	30, Victor Oladipo, at Chicago, 1/4	29, Karl-Anthony Towns, vs. Minnesota, 2/28
FIELD GOAL PERCENTAGE	.649 (48-74), at Cleveland, 10/27	.372 (32-86), at LA Lakers, 11/29	.568 (50-88), at Boston, 1/9	.298 (25-84), vs. Memphis, 10/17	1.000 (12-12), Domantas Sabonis, at New York, 10/31**	1.000 (9-9), Gordon Hayward, vs. Boston, 4/5
3-PT MADE	19, vs. LA Lakers, 2/5 *	3, vs. San Antonio, 11/23	20, at Houston, 11/11 *	4, vs. LA Lakers, 2/5 vs. Chicago, 3/5	6, Wesley Matthews, vs. NO, 2/22 Bojan Bogdanovic, at OKC, 3/27	8, James Harden, at Houston, 11/11
3-PT ATTEMPTS	37, at Milwaukee, 3/7	13, at Cleveland, 10/27	47, vs. Houston, 11/5 at Houston, 11/11	19, at San Antonio, 10/24	14, Victor Oladipo, vs. Philadelphia, 11/7	18, James Harden, at Houston, 11/11
3-PT PERCENTAGE	.667 (16-24), vs. Brooklyn, 10/20	.125 (11-23), vs. San Antonio, 11/23	.621 (18-29), at Charlotte, 11/21	.160 (4-25), vs. Chicago, 3/5	1.000 (4-4), Tyreke Evans, at Atlanta, 12/26	.833 (5-6), J. Harris, vs. BKN, 10/20 R. Rubio, vs. Utah, 11/19
FREE THROWS MADE	33, at Atlanta, 4/10	4, vs. Brooklyn, 4/7	31, at Atlanta, 4/10	4, vs. Cleveland, 2/9	12, Domantas Sabonis, vs. Oklahoma City, 3/14	14, James Harden, at Houston, 11/11
FREE THROW ATTEMPTS	39, at Atlanta, 4/10	7, vs. Brooklyn, 4/7	38, at Atlanta, 4/10	5, vs. Chicago, 12/4 ^	13, Domantas Sabonis, vs. Oklahoma City, 3/14	16, Joel Embiid, at Philadelphia, 12/14
FREE THROW PERCENTAGE	1.000 (12-12), vs. Charlotte, 1/20	.538 (7-13), vs. Memphis, 10/17	1.000 (5-5), vs. Chicago, 12/4 .952 (20-21), at San Antonio, 10/24	.444 (4-9), vs. Cleveland, 2/9	1.000 (10-10), Darren Collison, at Memphis, 11/26	1.000 (10-10), T. Hardaway, at NY, 10/31 D.J. Augustin, at Orlando, 1/31
OFFENSIVE REBOUNDS	17, at Phoenix, 11/27	3, vs. Orlando, 3/2	22, vs. Minnesota, 2/28 at Atlanta, 4/10	3, vs. Utah, 11/19 vs. LA Lakers, 2/5	7, Four times, Last: T. Young, vs. Toronto, 1/23	9, Andre Drummond, at Detroit, 2/25 John Collins, at Atlanta, 4/10
DEFENSIVE REBOUNDS	44, vs. Memphis, 10/17	20, at Cleveland, 10/27	42, at New Orleans, 2/4	21, vs. Memphis, 10/17	15, Domantas Sabonis, vs. San Antonio, 11/23	16, John Collins, at Atlanta, 4/10
TOTAL REBOUNDS	57, vs. Memphis, 10/17 vs. Washington, 12/23	24, at Cleveland, 10/27	61, at Atlanta, 4/10	28, vs. Memphis, 10/17	17, Myles Turner (twice) Last: at Milwaukee, 3/7	25, John Collins, at Atlanta, 4/10
REBOUNDING MARGIN	+29 (57-28), vs. Memphis, 10/17	-23 (34-57), vs. Minnesota, 2/28				
ASSISTS	37, vs. LA Lakers, 2/5	14, at Milwaukee, 10/19	39, vs. Golden State, 1/28	16, vs. Memphis, 10/17 at San Antonio, 10/24	17, Darren Collison, vs. Washington, 12/10	17, Kris Dunn, at Chicago, 1/4 (OT) 15, Damian Lillard, at Portland, 3/18
STEALS	14, at LA Lakers, 11/29	2, vs. Memphis, 10/17	15, vs. Atlanta, 11/17 at Toronto, 12/18	2, at Chicago, 11/2	6, Darren Collison, at Sacramento, 12/1	6, Tomas Satoransky, at Washington, 2/23
TURNOVERS	25, at Sacramento, 12/1	6, at Cleveland, 1/8	24, at Miami, 2/2	7, Three times Last: vs. Orlando, 3/30	7, Domantas Sabonis, at SAC, 12/1 Cory Joseph, vs. ATL, 11/17	9, James Harden, at Houston, 11/11
BLOCKS	12, vs. LA Clippers, 2/7	0, Three times Last: at Washington, 2/23	12, at Minnesota, 10/22	1, Three times Last: at Dallas, 2/27	7, Myles Turner, vs. Chicago, 3/5	4, Four times, Last: Brook Lopez, at Milwaukee, 3/7
BENCH POINTS	66, vs. LA Lakers, 2/5	15, vs. Portland, 10/29 at Miami, 2/2	73, at Boston, 1/9	10, vs. Charlotte, 2/11 at Oklahoma City, 3/27	30, Domantas Sabonis, at New York, 10/31	30, Terrence Ross, at Orlando, 1/31
POINTS IN THE PAINT	72, vs. Denver, 3/24	28, at Milwaukee, 3/7	60, at Chicago, 1/4 (OT) 58, Three times Last: vs. Chicago, 3/5	16, vs. Memphis, 10/17		
SECOND CHANCE POINTS	21, vs. Brooklyn, 10/20 vs. New York, 12/16	4, at Milwaukee, 10/19	33, at Atlanta, 4/10	2, vs. Houston, 11/5		
FAST BREAK POINTS	29, vs. Denver, 3/24	2, Three times, Last: vs. Charlotte, 2/11	33, at Boston, 1/9	2, at Washington, 1/30		
POINTS OFF TURNOVERS	34, vs. LA Clippers, 2/7	5, at Oklahoma City, 3/27	31, at Miami, 2/2	5, at Orlando, 12/7		
LARGEST LEAD/DEFICIT	+46 (136-90, 4th Q), vs. LA Lakers, 2/5	-35 (97-132, 4th Q), vs. Golden State, 1/28				
MARGIN AFTER 1ST QUARTER	+22 (38-16), at Cleveland, 1/8	-23 (15-38), at LA Lakers, 11/29				
MARGIN AFTER 1ST HALF	+23 (69-46), vs. LA Lakers, 2/5	-22 (54-76), at Houston, 11/11				
MARGIN AFTER 3RD QUARTER	+28 (101-73), vs. LA Lakers, 2/5	-26 (62-88), at Golden State, 3/21				
FINAL MARGIN	+42 (136-94), vs. LA Lakers, 2/5	-32 (100-132), vs. Golden State, 1/28				



# 2018-19 INDIANA PACERS GAME NOTES



## 2018-19 REGULAR SEASON BY THE NUMBERS

On Monday.....	7-6
On Tuesday.....	6-2
On Wednesday.....	9-8
On Thursday.....	3-4
On Friday.....	10-4
On Saturday.....	9-5
On Sunday.....	4-4

### BY QUARTER

Leading after 1st Quarter.....	32-6
Trailing after 1st Quarter.....	14-26
Tied after 1st Quarter.....	2-2

Leading at Halftime.....	37-9
Trailing at Halftime.....	10-23
Tied at Halftime.....	1-2

Leading after 3rd Quarter.....	44-10
Trailing after 3rd Quarter.....	3-24
Tied after 3rd Quarter.....	1-0

### GAMES IN OVERTIME

At home.....	0-0
On the road.....	1-0

### POINTS IN THE PAINT

More points in the paint.....	34-13
Fewer points in the paint.....	12-19
Tied in points in the paint.....	2-2
When Pacers score 50+ points in the paint.....	28-9
When Pacers score 40+ points in the paint.....	40-28
When opponents score 50+ points in the paint.....	11-16
When opponents score 40+ points in the paint.....	32-28

### BENCH SCORING

When Pacers bench totals 50+ points.....	13-4
When Pacers bench totals 40+ points.....	25-11
When Pacers bench totals 30+ points.....	40-25
When Pacers bench outscores opposing bench.....	33-20
When opposing bench outscores Pacers bench.....	15-12
When benches are tied in scoring.....	0-2

### FIELD GOAL SHOOTING

When Pacers make more field goals than the opponent.....	40-8
When Pacers make fewer field goals than the opponent.....	6-24
When Pacers attempt more field goals than the opponent.....	23-17
When Pacers attempt fewer field goals than the opponent.....	22-14
When Pacers shoot a higher field goal percentage than the opponent.....	43-7
When Pacers shoot a lower field goal percentage than the opponent.....	5-27

### MISCELLANEOUS NUMBERS

When the Pacers have 30+ assists.....	16-4
When the Pacers have 25+ assists.....	35-15
When the Pacers record more assists than their opponent.....	37-10
When the Pacers record more steals than their opponent.....	34-12
When the Pacers record more blocks than their opponent.....	24-11
When the Pacers make 15+ 3-pt field goals.....	4-0
When the Pacers make 10+ 3-pt field goals.....	26-14
When opponent makes 15+ 3-pt field goals.....	6-9
When opponent makes 10+ 3-pt field goals.....	28-26

### INDIVIDUAL BY THE NUMBERS

When Victor Oladipo scores 30+ points.....	1-1
When Victor Oladipo scores 20+ points.....	12-7
When Victor Oladipo records a double-double.....	4-1
When Victor Oladipo records 5+ steals.....	1-0
When Myles Turner scores 20+ points.....	5-3
When Myles Turner records a double-double.....	9-8
When Myles Turner records 4+ blocks.....	14-5
When Thaddeus Young scores 20+ points.....	9-1
When Thaddeus Young records a double-double.....	7-3
When Cory Joseph scores 10+ points.....	16-4
When Cory Joseph leads team in assists.....	8-3
When Kyle O'Quinn scores 10+ points.....	2-2
When Kyle O'Quinn leads team in rebounding.....	2-0
When Aaron Holiday scores 10+ points.....	8-6
When TJ Leaf scores 10+ points.....	2-3

### MULTIPLE PLAYER SCORING/REBOUNDING

When three or more players score 20+ points.....	2-1
When two or more players score 20+ points.....	17-7
When two or more players record 10+ rebounds.....	12-3
When two or more players record double-doubles.....	15-4

In October.....	5-3
In November.....	8-6
In December.....	12-3
In January.....	7-7
In February.....	9-3
In March.....	4-10
In April.....	3-2

### SHOOTING PERCENTAGES

Shooting 50+% FGs.....	24-4
Shooting 40-49% FGs.....	24-22
Shooting under 40% FGs.....	0-8
Shooting 40+% 3-pt FGs.....	23-8
Shooting under 40% 3-pt FGs.....	25-26
Shooting 80+% FTs.....	19-10
Shooting 70-79% FTs.....	19-11
Shooting under 70% FTs.....	10-13

### REBOUNDS

Outrebounding opponents.....	27-10
Outrebounded by opponents.....	18-23
Tied in rebounds.....	3-1
When Pacers record 50+ rebounds.....	11-1
When Pacers record 40+ rebounds.....	38-23
When Pacers record 15 or more offensive rebounds.....	3-0
When Pacers record 10 or fewer offensive rebounds.....	28-19
When Pacers allow 15 or more offensive rebounds.....	12-2
When Pacers allow 10 or fewer offensive rebounds.....	26-25

### SECOND-CHANCE POINTS

More second-chance points than opponent.....	23-17
Fewer second-chance points than opponent.....	21-16
Tied in second-chance points.....	4-0
When Pacers score 20+ second-chance points.....	3-2
When Pacers allow 20+ second-chance points.....	10-0

Scoring 79 points or less.....	0-0
Scoring 80-89 points.....	0-3
Scoring 90-99 points.....	5-14
Scoring 100-109 points.....	13-13
Scoring 110-119 points.....	16-4
Scoring 120-129 points.....	10-0
Scoring 130+ points.....	4-0

Opponent scores 79 points or less.....	0-0
Opponent scores 80-89 points.....	8-0
Opponent scores 90-99 points.....	17-3
Opponent scores 100-109 points.....	15-14
Opponent scores 110-119 points.....	6-11
Opponent scores 120-129 points.....	1-4
Opponent scores 130+ points.....	1-2

### OPPONENTS SHOOTING PERCENTAGES

Opponent shoots 50+% FGs.....	4-12
Opponent shoots 40-49% FGs.....	34-22
Opponent shoots under 40% FGs.....	10-0
Opponent shoots 40+% 3-pt FGs.....	15-15
Opponent shoots under 40% 3-pt FGs.....	33-19
Opponent shoots 80+% FTs.....	16-15
Opponent shoots 70-79% FTs.....	18-10
Opponent shoots under 70% FTs.....	14-9

### TURNOVERS

Fewer turnovers than opponent.....	34-16
More turnovers than opponent.....	14-14
Tied in turnovers.....	0-4
When Pacers record 20+ turnovers.....	4-3
When Pacers record 10 or fewer turnovers.....	10-3
When opponent records 20+ turnovers.....	10-2
When opponent records 10 or fewer turnovers.....	4-5

### POINTS OFF TURNOVERS

More points off turnovers than opponent.....	36-13
Fewer points off turnovers than opponent.....	8-16
Tied in points off turnovers.....	4-5
When Pacers score 20+ points off turnovers.....	29-5
When Pacers allow 20+ points off turnovers.....	7-12

### 3-PT FIELD GOAL SHOOTING

When Pacers make more 3-pt field goals than the opponent.....	18-5
When Pacers make fewer 3-pt field goals than the opponent.....	25-26
When Pacers attempt more 3-pt field goals than the opponent.....	7-3
When Pacers attempt fewer 3-pt field goals than the opponent.....	37-30
When Pacers shoot a higher 3-pt percentage than the opponent.....	34-11
When Pacers shoot a lower 3-pt percentage than the opponent.....	14-23

### FREE-THROW SHOOTING

When Pacers make more free throws than the opponent.....	26-12
When Pacers make fewer free throws than the opponent.....	17-21
When Pacers attempt more free throws than the opponent.....	29-18
When Pacers attempt fewer free throws than the opponent.....	17-16
When Pacers shoot a higher free throw percentage than the opponent.....	28-14
When Pacers shoot a lower free throw percentage than the opponent.....	20-20

When Pacers have 10+ steals.....	26-6
When opponent has 10+ steals.....	9-5
When Pacers have 10+ blocked shots.....	3-0
When opponent has 10+ blocked shots.....	1-3
When Pacers make 30+ free throws.....	1-1
When Pacers attempt 30+ free throws.....	6-5
When opponent makes 30+ free throws.....	1-0
When opponent attempts 30+ free throws.....	5-2

When Wesley Matthews scores 20+ points.....	1-1
When Darren Collison scores 20+ points.....	4-3
When Darren Collison records 10+ assists.....	6-3
When Darren Collison records a double-double.....	3-3
When Domantas Sabonis scores 20+ points.....	6-3
When Domantas Sabonis records 10+ rebounds.....	24-10
When Domantas Sabonis records a double-double.....	21-9
When Tyreke Evans scores 10+ points.....	26-10
When Tyreke Evans records a double-double.....	1-0
When Tyreke Evans leads team in assists.....	2-3
When Bojan Bogdanovic scores 20+ points.....	17-14
When Bojan Bogdanovic makes 3+ three-point field goals.....	22-10
When Doug McDermott scores 20+ points.....	2-0
When Doug McDermott scores 10+ points.....	14-12
When Doug McDermott makes 4+ three-point field goals.....	3-2

When all five starters score 10+ points.....	8-4
When six or more Pacers score 10+ points.....	24-11
When seven or more Pacers score 10+ points.....	12-3
When eight or more Pacers score 10+ points.....	2-0



# 2018-19 INDIANA PACERS GAME NOTES



## STARTING LINEUPS : 11

Forward	Forward	Center	Guard	Guard	Games Started	Wins	Losses	Winning Pct.	Date(s) Used
Bogdanovic	T. Young	Turner	Oladipo	Collison	32	23	9	.719	10/17-11/17; 12/12-14 1/15-23
Bogdanovic	T. Young	Turner	Matthews	Collison	17	5	11	.294	2/11-13; 2/25-3/18; 3/27-30; 4/7
Bogdanovic	T. Young	Turner	Evans	Collison	14	10	4	.714	11/19-21; 11/26-12/10 1/26; 2/15-9
Bogdanovic	T. Young	Sabonis	Oladipo	Collison	4	2	2	.500	1/6-11
Bogdanovic	T. Young	Turner	Matthews	Joseph	4	1	3	.250	3/19-24; 4/5
Bogdanovic	T. Young	Turner	Joseph	Collison	3	2	1	.667	1/31-2/4
Bogdanovic	T. Young	Turner	Evans	Joseph	2	2	0	1.000	4/1-3
Bogdanovic	T. Young	O'Quinn	Matthews	Collison	2	2	0	1.000	2/22-23
Bogdanovic	T. Young	Turner	Sumner	Collison	2	0	2	.000	1/28-30
McDermott	Leaf	O'Quinn	Evans	Collison	1	1	0	1.000	4/10
Bogdanovic	T. Young	Sabonis	Evans	Collison	1	0	1	.000	1/23

## INJURY REPORT

Player	Date(s) Injured/Out	Games Missed	Injury/Illness	Team Record
Ike Anigbogu	1/4-6	2	Sore right knee	1-1
Bojan Bogdanovic	4/10	1	Sore left hand	1-0
Darren Collison	3/19-24 4/1-5	3 6	Right quad contusion Sore groin	1-2 2-1 3-3
Tyreke Evans	12/16; 12/21-23; 4/7 1/26-31 2/27-28 3/10	4 3 2 10	Bruised right knee Sore lower back Food poisoning Upper Respiratory Infection Total	3-1 0-3 1-1 0-1 4-6
TJ Leaf	10/18-22	3	Sprained left ankle	1-2
Alize Johnson	1/5 2/25-3/7; 4/1	1 7 8	Strep Throat Sore left foot	0-1 3-4 3-5
Wesley Matthews	4/1-3 4/10	2 3	Right hamstring strain Sore toe	2-0 1-0 3-0
Doug McDermott	2/2-9	5	Bruised ribs	5-0
Kyle O'Quinn	12/26	1	Illness	1-0
Victor Oladipo	11/19-12/10 1/26-4/10	11 35 46	Sore right knee Ruptured quad tendon, right knee Total	7-4 16-19 23-23
Domantas Sabonis	10/20 12/7 2/27-3/7	1 1 5 8	Bruised right knee Illness Sprained left ankle Total	1-0 1-0 2-3 4-4
Edmond Sumner	3/5	1	Bruised left knee	1-0
Myles Turner	1/23 1/6-11 2/22-23 4/10	1 4 2 1 8	Sprained left ankle Sore right shoulder Bruised left hip Sore right ankle Total	0-1 2-2 2-0 1-0 5-3
C.J. Wilcox	10/17	1	Torn right Achilles	1-0
Thaddeus Young	4/10	1	Sore right hand	1-0
<b>TOTAL</b>		<b>103</b>		<b>48-34</b>



# 2018-19 INDIANA PACERS GAME NOTES



Name	Points			Rebounds		Assists		Double-Doubles			Triple-Doubles	Miscellaneous		Led Team (Including Ties) In:				
	10+	20+	30+	10+	15+	10+	15+	Pts.-Reb.	Pts.-Assists	Reb.-Assists	Pts.-Reb.-Assists	Fouled Out	Technical Fouls	Points	Reb.	Assists	Steals	Blocks
Anigbogu	--	--	--	--	--	--	--	--	--	--	--	--	--	--	--	--	--	--
Bogdanovic	73	32	3	--	--	--	--	--	--	--	--	1	5	30	1	--	11	1
Collison	42	7	--	--	--	9	1	--	6	--	--	--	1	3	1	37	23	3
Evans	36	4	--	1	--	--	--	1	--	--	--	--	2	5	1	6	8	4
Holiday	14	--	--	--	--	--	--	--	--	--	--	--	--	--	--	3	5	4
Johnson	--	--	--	--	--	1	--	--	--	--	--	--	--	--	1	--	--	1
Joseph	21	--	--	--	--	3	--	--	1	--	--	--	--	--	2	16	21	5
Leaf	5	1	--	--	--	1	--	--	1	--	--	--	--	1	1	--	2	3
Matthews	15	2	--	--	--	--	--	--	--	--	--	--	2	1	1	2	5	2
McDermott	26	2	--	--	--	--	--	--	--	--	--	--	--	2	--	--	1	4
Moore	--	--	--	--	--	--	--	--	--	--	--	--	--	--	--	--	--	--
O'Quinn	5	--	--	2	--	--	--	1	--	--	--	--	--	--	2	2	1	7
Oladipo	31	19	2	4	--	1	--	4	1	--	--	--	1	17	5	15	14	3
Reed	--	--	--	--	--	--	--	--	--	--	--	--	--	--	--	--	--	--
Sabonis	59	9	1	34	8	--	--	30	--	--	--	3	1	9	41	7	10	7
Sumner	2	1	--	--	--	--	--	--	--	--	--	--	--	--	--	--	3	2
Turner	56	8	--	20	3	--	--	17	--	--	--	--	1	7	22	1	6	61
T. Young	61	10	--	12	1	--	--	10	--	--	--	2	4	11	14	5	27	8

2018-19 SCORING BY QUARTERS								
Pacers	1st Quarter	2nd Quarter	1st Half	3rd Quarter	4th Quarter	2nd Half	Overtime	Total
Total	2171	2331	4502	2174	2166	4340	14	8856
Average	26.5	28.4	54.9	26.5	26.4	52.9	14.0	108.0
NBA Ranking (Avg.)	25	14	21	22	18	22	10	22
High	38	38	73	39	37	69	14	136
Low	15	19	43	11	11	30	14	89
Opponents	1st Quarter	2nd Quarter	1st Half	3rd Quarter	4th Quarter	2nd Half	Overtime	Total
Total	2194	2152	4346	2124	2103	4227	11	8584
Average	26.8	26.2	53.0	25.9	25.6	51.5	11.0	104.7
NBA Ranking (Avg.)	7	2	4	1	3	2	8	1
High	40	44	76	37	38	72	11	135
Low	15	15	36	16	11	33	11	83

Overall	1	2	3	4	5	6	7	8	9	10	11	12	13	14	15	16	17	18	19	20	21	22	23	24	25	26	27	28	29	30+
WON BY	2	3	1	1	2	2	3	8	3	1	1	3	--	--	3	2	--	--	1	2	--	1	--	1	1	--	1	1	--	5
LOST BY	2	2	2	2	2	2	2	2	2	2	1	2	--	--	--	1	2	2	1	1	--	--	1	1	--	--	1	--	--	1
Home	1	2	3	4	5	6	7	8	9	10	11	12	13	14	15	16	17	18	19	20	21	22	23	24	25	26	27	28	29	30+
WON BY	1	1	--	1	1	1	1	4	3	1	1	1	--	--	2	2	--	--	--	1	--	--	--	1	1	--	1	1	--	4
LOST BY	1	--	--	1	2	1	--	--	1	1	1	1	--	--	--	--	1	--	--	1	--	--	--	1	--	--	--	--	--	1
Road	1	2	3	4	5	6	7	8	9	10	11	12	13	14	15	16	17	18	19	20	21	22	23	24	25	26	27	28	29	30+
WON BY	1	2	1	--	1	1	2	4	--	--	--	2	--	--	1	--	--	--	1	1	--	1	--	--	--	--	--	--	--	1
LOST BY	1	2	2	1	--	1	2	2	1	1	--	1	--	--	--	1	1	2	1	--	--	--	1	--	--	--	1	--	--	--

## Indiana Pacers Head Coach

### NATE McMILLAN

**15th Season as an NBA Head Coach**

**Overall Record: 616-560 (.523)**

**Playoff Record: 17-31 (.354)**

**Third Season with Indiana**

**Record with Indiana: 136-108 (.560)**

**Playoff Record with Indiana: 3-11 (.214)**

Nate McMillan enters his third season as the Pacers' head coach after three years as the team's Associate Head Coach under Frank Vogel. His background, former player, head coach and assistant coach in the NBA, as well as an assistant with USA Basketball, made him very well qualified for this job. He has shown why in his first two seasons.

The Pacers have made the playoffs both years going 42-40 the first season before losing to Cleveland in the first round of the NBA Playoffs, 4-0. But in those four games, the Pacers only lost by an average of four points. Then last season, with seven new faces on the roster – including five who would play key minutes – the Pacers surprised the NBA. With many picking the Pacers to win around 30 games and going to the NBA Lottery, the Pacers instead became the surprise story, and one of the best stories, for the 2017-18 season. They went 48-34, earned a No. 5 seed in the playoffs and extended the Eastern Conference champion Cavaliers to seven games in a tightly-contested first-round series. The Pacers' performance earned McMillan sixth place in Coach of the Year balloting and, in September, a contract extension.

"I'm really proud of what Nate and our coaching staff have done," said Pacers President of Basketball Operations Kevin Pritchard. "Nate is very deserving of this extension. We have a wonderful culture and he has been a big part of implementing that culture. He's a dedicated leader, a very good coach and we're lucky to have him here with the Pacers."

"I'm very appreciative of Kevin and Mr. Simon (team owner, Herb Simon) for this show of faith in what we are doing," said McMillan. "Going back two years ago when I was hired, the trust Larry (Bird) and Mr. Simon had in myself and my staff meant a lot. Now with this extension, it's an affirmation of what we all – front office, coaches, players, staff – are trying to accomplish."

The 54-year-old (8/3/64) McMillan has a vast basketball background as a player and a coach. After playing collegiately at North Carolina State, McMillan was drafted by Seattle (30th overall) in the 1986 NBA Draft. He played his entire 12-year career with the Sonics and had his number (10) retired. He is second in franchise history in assists and steals and ranks in the top 10 in eight other categories. He was named to the NBA's All-Defensive team twice (1994 and '95) and led the league in steals in the 1994-95 season with 2.96 per game. In his 12 seasons with the Sonics, they reached the playoffs 11 times.

After his playing days, McMillan was a Seattle assistant coach for two years and became the interim coach in 2000. He remained the Sonics' coach until 2005 and then became Portland's head coach until he was let go in March 2012. In 2008-09, he led the Trail Blazers to 54-28 record, sixth-best record in franchise history and helped the Trail Blazers reach the playoffs in three of his six seasons. McMillan compiled a 458-429 (.516) record as a head coach for both teams. He also served as an assistant coach for the U.S. National Team where he won gold medals in the 2006 FIBA World Championships, the 2008 Beijing Olympics and the 2012 London Olympics.

While many believe McMillan's strength as a player, defense, carried over to his coaching, McMillan says, "I've been labeled a defensive guy. Yeah, I played defense, but you have to be able to play both sides of the ball, and if you expect your players to be two-way guys, you better be able to coach both ways. I coach both ways."

And since his first time around as a coach, McMillan has done what all good coaches have done: go to school.

"I've learned a lot," he said. "My approach is a little different than it was in 2005. Things have changed. The players have changed. How you coach these players has changed. The biggest thing is being able to adapt. There's a lot of old school in me. I won't lose all of that, but I understand you have to adapt to this generation of players as far as how you communicate with them, prepare them."

McMillan was also inducted into the National Junior College Basketball Hall of Fame in 2001 after playing at Chowan College before transferring to North Carolina State.

He and his wife, Michelle, have two children, Janelle and Brittany.



### Assistant Coach

#### BILL BAYNO

Bill Bayno is in his third season with the Pacers with a long coaching career at all levels in his background.

The 56-year-old (5/18/62) Bayno is no stranger to head coach Nate McMillan, having been an assistant to McMillan two different times when he was the head coach at Portland. After that, Bayno was an assistant with the Minnesota Timberwolves and the Toronto Raptors. He has been the director for the Adidas Nations Camp in Long Beach, Cal., and the Adidas Euro Camp in Treviso, Italy, since 2011.

Originally from Goshen, NY, Bayno played collegiately at UMass for two seasons before transferring to Sacred Heart where he was a Division II All-American.

From there, he worked in the college ranks at Seton Hall, Kansas, Baptist College, UMass and UNLV (where he was head coach from 1995-2000 and is the third-winningest coach in school history). At UNLV, the Rebels reached the NCAA tournament twice and the NIT tourney twice in Bayno's five years. In 2000, UNLV won the Mountain West Conference regular season and tournament championships and Bayno was co-coach of the year.

After UNLV, Bayno coached professionally in two pro basketball minor leagues (ABA, CBA), in the Philippine Basketball Association and in Puerto Rico before joining McMillan's staff in 2005. In 2008-09, he returned to the college ranks as head coach at Loyola Marymount, then re-joined McMillan in Portland in 2009.

### Assistant Coach

#### DAN BURKE

Dan Burke is in his 30th year in professional basketball and his 21st season with the Pacers, currently making him the longest tenured assistant coach with the same team in the NBA. During his first eight seasons with the Pacers the 59-year-old (4/3/59) had served as assistant coach and scouting director.

Prior to joining the Pacers, Burke spent eight years with the Portland Trail Blazers (1989-1997) as video coordinator and scout. At one point during his NBA career, Burke was fortunate enough to be with teams that made the NBA playoffs for 17 straight years. While in Portland the Trail Blazers competed in two NBA Finals (1990 and 1992) and three consecutive Western Conference finals.

With Indiana, Burke enjoyed being part of teams that advanced to five Eastern Conference Finals and an appearance in the 2000 NBA Finals. Burke has been fortunate to work with a variety of coaches including Larry Bird, Rick Carlisle, Rick Adelman, Mike Brown, PJ Carlesimo, Isaiah Thomas, Jim O'Brien, Frank Vogel and Nate McMillan.

Born in Lynwood, Calif., Burke calls Sherwood, Ore., home. He graduated from Portland State with a bachelor's degree in history and in social science. He enjoys time with his family, various outdoor activities, fishing, traveling, & reading.

Burke is married to Peggy and they have two daughters, Melissa and Lindsey.

### Assistant Coach

#### POPEYE JONES

Popeye Jones is in his sixth season as a Pacers' assistant coach after having spent his post-NBA career the three previous years with the Brooklyn/New Jersey Nets (one season in player development, two as an assistant coach) and the Dallas Mavericks in player development.

The 48-year-old Jones (6/17/70) played collegiately at Murray State, where he ranks fourth on the school's all-time scoring list, first in rebounding, led the nation in rebounding in 1990-91 and had his number (54) retired. He was a 1992 second-round pick of the Houston Rockets, who traded his rights to Dallas. He played one season in Italy before joining the Mavericks in 1993 and ended up playing with Toronto, Boston, Denver, Washington and Golden State before retiring in 2004.

Jones was inducted in the Tennessee Sports Hall of Fame in May 2014.

He has three sons, Justin, Seth and Caleb. Seth plays with the Columbus Blue Jackets in the National Hockey League and made his first NHL All-Star team in 2017. Caleb also plays hockey and was a fourth-round draft choice of Edmonton. He currently plays in the Oilers' minor league system.

Jones is married to Kelsey.

### Assistant Coach

#### DAVID McCLURE

David McClure is in his third season with the Pacers, having been the Player Development Coach his first two seasons. The 32-year-old McClure played collegiately at Duke from 2005-09. He played professionally in the G League for one season and four years in Lithuania. Prior to joining the Pacers, he spent two seasons with the San Antonio Spurs in player development.

The son of Jim and Betty McClure, David was born in Danbury, Conn. He grew up in Ridgefield, Conn., and went to high school at Trinity Catholic. The youngest of two children, he has an older sister, Laura.






# 2018-19 INDIANA PACERS GAME NOTES



## #44 BOJAN BOGDANOVIĆ



Forward	6-8	230	4/18/89	Croatia	4 Years NBA
	Playoff Career Highs		Regular Season Career Highs		2018-19 Season Highs
PTS	30, vs. CLE, 4/20/18		44, vs. PHI, 3/15/16		37, vs. MIN, 2/28
FGM	11, vs. CLE, 4/20		17, vs. PHI, 3/15/16		13(3x), vs. DEN, 3/24
FGA	21, at BOS, 4/17/19		27, vs. PHI, 3/15/16		22, vs. MIN, 2/28
3FGM	7, vs. CLE, 4/20/18		8, vs. ORL, 3/5/17		6, at OKC, 3/27
3FGA	9, vs. CLE, 4/20/18		12, vs. ORL, 3/5/17		10, vs. LAL, 2/5
FTM	5, at ATL, 4/22/17		16, at PHO, 3/7/17		9, at ATL, 12/26
FTA	6, at ATL, 4/26/17		16, at PHI, 3/7/17		11, vs. OKC, 3/14
OR	3, vs. ATL, 4/26/17		4(2x), vs. BOS, 1/4/16		2(8x), vs. MIN, 2/28
DR	8, vs. BOS, 5/4/17		8 (2x), vs. BOS, 11/23/16		7(4x), vs. ORL, 3/31
TR	10, vs. BOS, 5/4/17		12, vs. BOS, 1/4/16		9, at TOR, 1/6
A	4(3x), vs. BOS, 4/19/19		7, vs. MIL, 3/13/16		6(2x), vs. DET, 4/1
STL	4, at CLE, 4/17/19		3(10x), vs. DET, 4/1/19		3(7x), vs. DET, 4/1
TO	4, at CLE, 4/25/18		7, vs. MIL, 3/13/16		5(2x), vs. LAL, 2/5
BLK	1(3x), at ATL, 4/28/17		2(2x), vs. BOS, 1/4/16		1, at DET, 4/3
MIN	44, vs. ATL, 4/27/15		49, vs. MIL, 3/20/15		40, at CHI, 1/4

Started 81 games and posted career highs in points (18.0), rebounds (4.1), assists (2.0), steals (0.9), field goal percentage (.497) and 3-point percentage (.425).

Ranked 38th in field goal percentage and 10th in 3-point percentage. His 42.5 percent mark from long distance ranks fifth in franchise history among players who have made at least 100 3-pointers in a season.

Finished with a career-high 164 3-point field goals during the season, which ranks 16th in team history.

Scored 20 or more points a career-high 32 times. He reached 30 or more points three times, a feat he had only accomplished once entering this season.

Set a season high with 37 points, his highest total in his two years with the Pacers, as he shot 13-for-22 from the field in the win over Minnesota, 2/28.

Set a new career high for points in a half with 26 before halftime during his 35-point outing in the win over Denver, 3/24.

Scored in double figures in 31 consecutive games, the longest streak of his NBA career, from Nov. 3 to Jan. 9.

Earned his first Player of the Week award as he led the Pacers with 22.5 points and added 2.5 rebounds, 3.0 assists and 1.3 steals per game during a 4-0 week from Feb. 4-9.

### PLAYOFF GAME LOGS

Date	OPP	MIN	FG	3FG	FT	OR	DR	TR	A	PF	STL	TO	BS	PTS
4/14	at bos	34:37	4-11	0-3	4-4	0	2	2	1	1	2	1	0	12
4/17	at bos	35:22	9-21	4-8	1-2	2	6	8	3	1	4	2	0	23
4/19	BOS	40:16	6-17	2-8	1-1	1	4	5	4	2	2	1	0	15

### 2018-19 SEASON AVERAGES

G	GS	PPG	RPG	APG	SPG	TOPG	BPG	MPG	FG%	3FG%	FT%
81	81	18.0	4.1	2.0	0.9	1.7	0.01	31.8	.497	.425	.807

### 2019 PLAYOFFS AVERAGES

G	GS	PPG	RPG	APG	SPG	TOPG	BPG	MPG	FG%	3FG%	FT%
3	3	16.7	5.0	2.7	2.7	1.3	0.0	36.8	.388	.316	.857

Started 76 games and averaged 11.2 points, 3.1 rebounds, a team-leading 6.0 assists and 1.5 steals per game.

Finished 18th in the NBA in assists per game and seventh in assists-per-turnover ratio (3.67).

Shot 46.7 percent from the field, 40.7 percent from 3-point range and 83.2 percent from the free throw line.

Scored in double figures in 42 games, including seven with 20 or more.

Set a season high with 24 points to go with nine assists against the Magic, 3/30.

Recorded 10 or more assists in nine games with five double-doubles.

He scored eight points, recorded 11 assists and did not commit a turnover in the road win over Utah, 11/26, marking the second time in his career (10 assists, 0 turnovers vs. New York, Dec. 4, 2017) in which he recorded 10 or more assists with no turnovers. He became only the seventh Pacers player to achieve that feat more than once.

Finished with 10 points and 17 assists, his third-highest total of his career and most he has recorded in an Indiana uniform during the home win over Washington, 12/10... He became only the second Pacers player since 2002 to record 17 or more assists in a game.

## Guard 6-2 185 8/23/87 UCLA 9 Years NBA

	Playoff Career Highs		Regular Season Career Highs		2018-19 Season Highs
PTS	23, at CLE, 4/29/18		35, at DAL, 2/28/10		24, vs. ORL, 3/31
FGM	9(2x), at CLE, 4/29/18		15, at DAL, 2/28/10		10, vs. ORL, 3/31
FGA	15, at CHI, 4/16/11		23, vs. UTA, 2/17/10		15(2x), vs. ORL, 3/31
3FGM	3, vs. CLE, 4/27/18		5(2x), at POR, 1/18/18		3(5x), vs. CHI, 3/5
3FGA	5, vs. CLE, 4/22/18		10, vs. OKC, 1/7/15		6(3x), at NO, 2/4
FTM	8, at GS, 5/1/14		12, at MEM, 11/15/17		10, at MEM, 1/26
FTA	8, at GS, 5/1/14		13(3x), at MEM, 11/15/17		10, at MEM, 1/26
OR	2(4x), vs. OKC, 5/15/14		5, vs. SAC, 4/12/14		3, vs. MIN, 2/28
DR	5(4x), vs. CLE, 4/22/18		12, vs. IND, 2/19/10		8, vs. CHI, 12/4
TR	7, vs. OKC, 5/11/14		13, vs. IND, 2/19/10		8, vs. CHI, 12/4
A	10, vs. GS, 4/21/14		20, vs. GS, 3/8/10		17, vs. WAS, 12/10
STL	4, at MIA, 5/22/12		6(2x), at SAC, 12/1/18		6, at SAC, 12/1
TO	4, vs. CHI, 4/21/11		10, vs. BOS, 2/10/10		6, at SAC, 12/1
BLK	1(3x), vs. GS, 4/19/14		3, vs. HOU, 11/4/13		2, at MIA, 11/9
MIN	40, at CLE, 4/29/18		48, at LAC, 3/15/10		39, vs. OKC, 3/14

### PLAYOFF GAME LOGS

Date	OPP	MIN	FG	3FG	FT	OR	DR	TR	A	PF	STL	TO	BS	PTS
4/14	at bos	24:47	3-11	0-2	0-0	0	1	1	5	4	0	3	0	6
4/17	at bos	32:59	6-10	1-2	0-0	1	1	2	3	2	0	3	0	13
4/19	BOS	26:24	5-11	0-1	0-0	1	2	3	3	4	0	2	0	10

### 2018-19 SEASON AVERAGES

G	GS	PPG	RPG	APG	SPG	TOPG	BPG	MPG	FG%	3FG%	FT%
76	76	11.2	3.1	6.0	1.5	1.6	0.1	28.2	.467	.407	.832

### 2019 PLAYOFFS AVERAGES

G	GS	PPG	RPG	APG	SPG	TOPG	BPG	MPG	FG%	3FG%	FT%
3	3	9.7	2.0	3.7	0.0	2.7	0.0	28.1	.438	.200	---

## #2 DARREN COLLISON





# 2018-19 INDIANA PACERS GAME NOTES



## #12 TYREKE EVANS



Guard	6-6	220	9/19/89	Memphis	9 Years NBA
	Playoff Career Highs			Regular Season Career Highs	
PTS	19(2x), vs. BOS, 4/19/19		41, vs. OKC, 4/14/14		27, at ATL, 4/10
FGM	8, vs. GS, 4/23/15		14(3x), vs. OKC, 12/2/14		9(2x), at ATL, 4/10
FGA	18, vs. GS, 4/23/15		29, at GS, 1/21/11		17, at GS, 3/21
3FGM	4, vs. BOS, 4/19/19		6, vs. LAC, 12/23/17		5(3x), at ATL, 4/10
3FGA	6(2x), vs. BOS, 4/19/19		11, vs. LAC, 12/23/17		8, at ATL, 4/10
FTM	7, at GS, 4/20/15		16, at UTA, 11/7/09		7, vs. PHO, 1/15
FTA	12, at GS, 4/20/15		19, at UTA, 11/7/09		8, vs. PHO, 1/15
OR	2, vs. GS, 4/25/15		4(5x), vs. CHA, 10/30/17		3(2x), vs. DET, 12/28
DR	9, at GS, 4/20/15		11(2x), vs. OKC, 12/9/17		9, vs. MIA, 11/16
TR	10, at GS, 4/20/15		13(2x), vs. OKC, 12/9/17		10, vs. MIA, 11/16
A	8, vs. GS, 4/23/15		16, at OKC, 12/9/17		7, at LAC, 3/19
STL	3, vs. GS, 4/23/15		6, at HOU, 3/26/12		4, at PHO, 11/27
TO	4, vs. GS, 4/23/15		8, vs. MIL, 3/19/10		6, at LAL, 11/29
BLK	1(2x), at BOS, 4/14/19		3(8x), vs. MIN, 12/4/17		2, vs. NO, 2/22
MIN	41, at GS, 4/20/15		48, at GS, 1/21/11		33, vs. WAS, 12/10

Averaged 10.2 points, 2.9 and 2.4 assists per game in 69 games played and 18 starts during his first season with the Pacers.

Scored in double figures in 36 games as the Pacers posted a 26-10 record in those games. He reached 20 or more points four times.

Set a season high with 27 points as he shot 9-for-14 from the field and 5-for-8 from 3-point range to go with a team-high five assists in the season finale at Atlanta, 4/10.

Scored 23 points and grabbed a season-high 10 rebounds as he recorded his lone double-double of the season in the win over Miami, 11/16.

Scored 19 points, sank five 3-point field goals, and handed out five assists in the road win at San Antonio, 10/25.

Finished with 19 points and recorded a season-best seven assists in 28 minutes off the bench against the Clippers, 3/19.

### PLAYOFF GAME LOGS

Date	OPP	MIN	FG	3FG	FT	OR	DR	TR	A	PF	STL	TO	BS	PTS
4/14	at bos	17:14	3-11	1-3	1-4	0	6	6	1	1	0	1	1	8
4/17	at bos	18:50	5-9	3-4	0-2	0	7	7	0	2	1	2	0	13
4/19	BOS	21:58	6-10	4-6	3-4	0	2	2	1	1	0	1	0	19

### 2018-19 SEASON AVERAGES

G	GS	PPG	RPG	APG	SPG	TOPG	BPG	MPG	FG%	3FG%	FT%
69	18	10.2	2.9	2.4	0.8	1.7	0.3	20.3	38.9	35.6	71.9

### 2019 PLAYOFFS AVERAGES

G	GS	PPG	RPG	APG	SPG	TOPG	BPG	MPG	FG%	3FG%	FT%
3	0	13.3	5.0	0.7	0.3	1.3	0.3	19.3	46.7	61.5	40.0

Selected by the Pacers with the 23rd pick in the 2018 NBA Draft.

Averaged 5.9 points, 1.3 rebounds and 1.7 assists over 12.9 minutes per game in 50 appearances off the bench. Shot 40.1 percent from the field, 33.9 percent from 3-point range and 82.0 percent from the free throw line.

Finished 18th among NBA rookies in assists and 10th in 3-point percentage.

Scored in double figures 14 times during the regular season, including five straight games from Nov. 17-26.

Came off the bench and played the final 15:14 against Atlanta, 11/17, and helped fuel the Pacers' win with 12 points (4-6 FG, 3-4 3FG), three rebounds and two assists...He had totaled five points, one rebound and two assists over his previous five appearances and 16 minutes entering the game against Atlanta.


He followed that the next game against Utah, 11/19, by scoring a season-high 19 points on 7-for-10 shooting (2-4 3FG, 3-5 FT), to go with seven rebounds in 21 minutes off the bench.

Scored six points and handed out a season-high seven assists against Brooklyn, 4/7.

Has two older brothers, Justin and Jrue, and one older sister, Lauren...Sister, Lauren, spent two seasons on the UCLA women's basketball team (2012-13, 2013-14)...His oldest brother, Justin, played four years of college basketball at Washington (2008-11) and is now on the Chicago Bulls' roster...His sister-in-law, Lauren (Cheney) Holiday, is an Indianapolis native and attended Ben Davis High School.

Guard	6-1	185	9/30/96	UCLA	Rookie
	Playoff Career Highs			Regular Season Career Highs	
PTS	3, at BOS, 4/14/19			19, vs. UTA, 11/19	
FGM	1(2x), at BOS, 4/17/19			7(2x), vs. LAL, 2/5	
FGA	3, at BOS, 4/17/19			14, vs. SA, 11/23	
3FGM	1, at BOS, 4/14/19			4, vs. GS, 1/28	
3FGA	2, at BOS, 4/17/19			8, at WAS, 1/30	
FTM	---			6, at CHA, 11/21	
FTA	---			6, at CHA, 11/21	
OR	0			1(5x), vs. BOS, 4/5	
DR	0			7, vs. UTA, 11/19	
TR	0			7(2x), at ORL, 12/7	
A	0			7, vs. BKN, 4/7	
STL	0			3, vs. SAC, 12/8	
TO	0			3(2x), vs. BOS, 4/5	
BLK	0			2(2x), vs. PHO, 1/15	
MIN	6, at BOS, 4/17/19			29, at DET, 4/3	

## #3 AARON HOLIDAY



### PLAYOFF GAME LOGS

Date	OPP	MIN	FG	3FG	FT	OR	DR	TR	A	PF	STL	TO	BS	PTS
4/14	at bos	1:36	1-1	1-1	0-0	0	0	0	0	0	0	0	0	3
4/17	at bos	5:31	1-3	0-2	0-0	0	0	0	0	0	0	0	0	2
4/19	BOS													DNP - Coach's Decision

### 2018-19 SEASON AVERAGES

G	GS	PPG	RPG	APG	SPG	TOPG	BPG	MPG	FG%	3FG%	FT%
50	0	5.9	1.3	1.7	0.4	0.8	0.3	15.9	40.1	33.9	82.0

### 2019 PLAYOFFS AVERAGES


G	GS	PPG	RPG	APG	SPG	TOPG	BPG	MPG	FG%	3FG%	FT%
2	0	2.5	0.0	0.0	0.0	0.0	0.0	3.6	50.0	50.0	---



# 2018-19 INDIANA PACERS GAME NOTES



## #24 ALIZE JOHNSON



Forward	6-9	212	4/22/96	Missouri State	Rookie
Playoff Career Highs			Regular Season Career Highs		
PTS	---	---	---	7, at ATL, 4/10	
FGM	---	---	---	2, at ATL, 4/10	
FGA	---	---	---	5, at ATL, 4/10	
3FGM	---	---	---	1, vs. PHO, 1/15	
3FGA	---	---	---	1(2x), vs. GS, 1/28	
FTM	---	---	---	3, at ATL, 4/10	
FTA	---	---	---	4, at ATL, 4/10	
OR	---	---	---	3, at ATL, 4/10	
DR	---	---	---	8, at ATL, 4/10	
TR	---	---	---	11, at ATL, 4/10	
A	---	---	---	1, at ATL, 4/10	
STL	---	---	---	1, at ATL, 4/10	
TO	---	---	---	0	
BLK	---	---	---	2, at ATL, 4/10	
MIN	---	---	---	25, at ATL, 4/10	

Last appearance: vs. Golden State, 1/28

Johnson was selected by the Pacers with the 50th overall pick in the second round of the 2018 NBA Draft.

He made 14 total appearances off the bench and totaled 13 points, 19 rebounds, one assist, one steal and three blocks in 4.6 minutes per game.

Made his NBA debut and finished with two points and three rebounds in four minutes off the bench at Milwaukee, 10/19.

Sank his first-career 3-point attempt in the win over Phoenix, 1/15.

Scored seven points, pulled down a team-high 11 rebounds and blocked two shots in 25 minutes off the bench during the season finale at Atlanta, 4/10.

Made 30 starts while on assignment with the Fort Wayne Mad Ants in the NBA G League...Averaged 18.6 points, 13.6 rebounds and 3.6 assists per game...Shot 50.6 percent from the field and 37.6 percent from 3-point range in G League play...Ranked fourth in the NBA G League in rebounding average.

After two seasons in junior college at Frank Phillips College in Borger, Texas, Johnson finished his college career by averaging 14.9 points, 11.1 rebounds and 2.4 assists over 66 games (all starts) at Missouri State.

PLAYOFF GAME LOGS																
Date	OPP	MIN	FG	3FG	FT	OR	DR	TR	A	PF	STL	TO	BS	PTS		
4/14	at bos															
4/17	at bos															
4/19	BOS															

2018-19 SEASON AVERAGES												
G	GS	PPG	RPG	APG	SPG	TOPG	BPG	MPG	FG%	3FG%	FT%	
14	0	0.9	1.4	0.1	0.1	0.0	0.2	4.7	.250	.500	.500	

2018-19 G LEAGUE SEASON AVERAGES (FORT WAYNE MAD ANTS)												
G	GS	PPG	RPG	APG	SPG	TOPG	BPG	MPG	FG%	3FG%	FT%	
30	30	18.6	13.6	3.6	0.9	2.4	0.4	36.7	.506	.376	.731	

Appeared in all 82 games for the second consecutive season and made nine starts.

Averaged 6.5 points, 3.4 rebounds, a career-high 3.9 assists and 1.2 steals in 25.2 minutes per game.

Finished fifth in the NBA in assists-per-turnover ratio (4.01).

Scored in double figures in 21 games with a high of 18 points against the Spurs, 11/23.

Narrowly missed recording his first triple-double as he scored 10 points, tied his season high with nine rebounds and handed out a season-best 10 assists in 31 minutes off the bench in the win over the Cavaliers, 2/9.

Scored eight points and handed out a season-high 12 assists while committing zero turnovers in the win over Minnesota, 2/28.

Made the start, scored six points and matched his season high with 12 assists in the road win at Detroit, 4/3.


Set a new career high with five steals to go with four points and five assists in the win over Atlanta, 11/17.

Guard	6-3	190	8/20/91	Texas/Canada	7 Years NBA
Playoff Career Highs			Regular Season Career Highs		2018-19 Season Highs
PTS	22, at CLE, 5/3/17	33, at BKN, 1/17/17	18, vs. SA, 11/23		
FGM	9, at CLE, 5/3/17	15, at BKN, 1/17/17	8, vs. SA, 11/23		
FGA	17, at MIA, 5/9/16	22, at BKN, 1/17/17	15, vs. SA, 11/23		
3FGM	3(2x), vs. MIL, 4/18/17	5, at MIN, 10/24/17	4, at SA, 10/24		
3FGA	4(5x), at BOS, 4/14/19	6(6x), at SA, 10/24/18	6, at SA, 10/24		
FTM	7, vs. IND, 4/16/16	8, vs. LAL, 12/7/15	4, at MEM, 1/26		
FTA	8, vs. IND, 4/16/16	10, vs. LAL, 12/7/15	4, at MEM, 1/26		
OR	2(2x), vs. IND, 4/26/16	4, at ATL, 1/24/14	2(5x), at WAS, 2/23		
DR	6, vs. CLE, 5/7/17	9(3x), vs. CLE, 12/18/18	9, vs. CLE, 12/18		
TR	6(2x), vs. CLE, 5/7/17	11, at BKN, 2/14/18	9(3x), vs. CLE, 2/9		
A	12, vs. CLE, 5/7/17	13, vs. ORL, 3/27/17	12(2x), at DET, 4/3		
STL	3(2x), at CLE, 4/15/18	5, vs. ATL, 11/17/18	5, vs. ATL, 11/17		
TO	3(4x), vs. MIL, 4/15/17	7, vs. ATL, 11/17/18	7, vs. ATL, 11/17		
BLK	2, at LAL, 4/26/13	3, vs. MIA, 3/12/16	2(2x), vs. MIN, 2/28		
MIN	40, vs. CLE, 5/7/17	43(2x), vs. CHI, 3/21/17	37, at ORL, 1/31		

PLAYOFF GAME LOGS																
Date	OPP	MIN	FG	3FG	FT	OR	DR	TR	A	PF	STL	TO	BS	PTS		
4/14	at bos	23:05	5-9	2-4	2-2	1	1	2	1	2	0	0	0	14		
4/17	at bos	20:47	3-6	0-1	0-0	0	1	1	0	2	1	0	0	6		
4/19	BOS	23:06	2-4	1-2	0-0	0	3	3	1	1	2	0	0	5		

2018-19 SEASON AVERAGES												
G	GS	PPG	RPG	APG	SPG	TOPG	BPG	MPG	FG%	3FG%	FT%	
82	10	6.5	3.4	3.9	1.2	1.0	0.3	25.2	41.23	3.22	69.8	

2019 PLAYOFFS AVERAGES												
G	GS	PPG	RPG	APG	SPG	TOPG	BPG	MPG	FG%	3FG%	FT%	
3	0	8.3	2.0	0.7	1.0	0.0	0.0	22.3	52.6	42.9	100.0	




## #6 CORY JOSEPH



# 2018-19 INDIANA PACERS GAME NOTES



#22  
TJ  
LEAF



Forward	6-10	225	4/30/97	UCLA	1 Year NBA
	Playoff Career Highs			Regular Season Career Highs	
PTS	2, at BOS, 4/14/19			28, at ATL, 4/10/19	
FGM	0			12, at ATL, 4/10/19	
FGA	3, at BOS, 4/14/19			19, at ATL, 4/10/19	
3FGM	0			3, vs. CHI, 1/6/18	
3FGA	1, at BOS, 4/14/19			3(5x), vs. SA, 11/23/18	
FTM	2, at BOS, 4/14/19			4, at ATL, 4/10/19	
FTA	2, at BOS, 4/14/19			5(2x), at ATL, 4/10/19	
OR	1, at BOS, 4/14/19			5, at ATL, 4/10/19	
DR	2, at BOS, 4/14/19			5(2x), at ATL, 4/10/19	
TR	3, at BOS, 4/14/19			10, at ATL, 4/10/19	
A	0			2(5x), at ATL, 4/10/19	
STL	0			2, at ATL, 4/10/19	
TO	0			2, at ATL, 4/10/19	
BLK	0			2(4x), at ATL, 4/10/19	
MIN	10, at BOS, 4/14/19			34, at ATL, 4/10/19	

Made 58 appearances and one start in his second NBA season and averaged 3.9 points and 2.2 rebounds over 9.0 minutes per game.

Shot 54.1 percent from the field, 25.8 percent from 3-point range and 61.3 percent from the free throw line during the regular season.

Made his first career start, set career highs and recorded his first NBA double-double as he led the Pacers with 28 points on 12-for-19 shooting to go with 10 rebounds in the win at Atlanta, 4/10.

Scored 18 points on 7-for-12 shooting in the win over Minnesota, 2/28.

Finished with 12 points as he shot 5-for-7 from the field in 15 minutes off the bench at Washington, 1/30.

Added 12 points on 5-for-7 shooting and grabbed four rebounds in only 11 minutes off the bench at Boston, 3/29.

Sprained his left ankle in the season-opener against Memphis, 10/17, and missed the next three games (Oct. 18-22).

### PLAYOFF GAME LOGS

Date	OPP	MIN	FG	3FG	FT	OR	DR	TR	A	PF	STL	TO	BS	PTS
4/14	at bos	9:46	0-3	0-1	2-2	1	2	3	0	0	0	0	0	2
4/17	at bos													DNP - Coach's Decision
4/19	BOS													DNP - Coach's Decision

2018-19 SEASON AVERAGES												
G	GS	PPG	RPG	APG	SPG	TOPG	BPG	MPG	FG%	3FG%	FT%	
58	1	3.9	2.2	0.4	0.2	0.2	0.3	9.0	54.1	25.8	61.3	
2019 PLAYOFFS AVERAGES												
G	GS	PPG	RPG	APG	SPG	TOPG	BPG	MPG	FG%	3FG%	FT%	
1	0	2.0	3.0	0.0	0.0	0.0	0.0	9.8	0.00	0.00	1.000	

Signed with the Pacers as a free agent on Feb. 10.

Capped a 16-point, seven-rebound performance with the game-winning offensive rebound and put-back with 1.6 seconds remaining to lift Indiana to a 108-106 win over Oklahoma City, 3/14.

Scored in double figures 15 times for the Pacers with a high mark of 24 points in the win over the Pelicans, 2/22. He made six 3-pointers against New Orleans, tied for the most by any Pacers player during the regular season.

Began his 10th NBA season (his fourth in Dallas) with the Mavericks as he started 44 games and averaged 13.1 points, 2.3 rebounds and 2.3 assists per game for Dallas.

Scored a season-high 25 points as he sank seven 3-pointers at Golden State, 12/22.

Was traded to New York on Jan. 31 along with DeAndre Jordan and Dennis Smith Jr. in exchange for Trey Burke, Tim Hardaway Jr., Courtney Lee and Kristaps Porzingis.

Played two games and made one start for the Knicks as he averaged 7.0 points, 1.5 rebounds and 2.5 assists per game... He was waived by the Knicks on Feb. 7.

After originally going undrafted during the 2009 NBA Draft, Matthews has averaged 13.8 points, 3.1 rebounds, 2.2 assists and 1.1 steals per game and is a 38.2 percent shooter from 3-point range over his 10 NBA seasons.

Guard	6-5	220	10/14/86	Marquette	9 Years NBA
	Playoff Career Highs			Regular Season Career Highs	
PTS	27, at HOU, 4/30/14			36(2x), at WAS, 12/6/15	
FGM	9, at HOU, 4/30/14			12(3x), at WAS, 12/6/15	
FGA	18, at HOU, 4/30/14			25, at HOU, 10/30/16	
3FGM	5, at HOU, 4/30/14			10, at WAS, 12/6/15	
3FGA	10, vs. SA, 5/10/14			17, at WAS, 12/6/15	
FTM	13, vs. DEN, 4/20/10			12, at HOU, 3/9/14	
FTA	15, vs. DEN, 4/20/10			13, at HOU, 3/9/14	
OR	2(6x), at OKC, 4/25/16			3(12x), vs. OKC, 2/28/18	
DR	6(4x), vs. OKC, 4/18/16			11, at DEN, 11/1/13	
TR	8, vs. SA, 5/12/14			12, 11/1/13	
A	5, at BOS, 4/17/19			10, at CLE, 12/1/12	
STL	4, vs. HOU, 4/27/14			5(3x), at PHO, 1/31/18	
TO	4, at HOU, 4/20/14			6, vs. PHO, 4/14/10	
BLK	3, at HOU, 4/30/14			4, at MIL, 1/21/19	
MIN	42(3x), vs. HOU, 4/27/14			50(2x), at SA, 12/19/14	

#23  
WESLEY  
MATTHEWS



### PLAYOFF GAME LOGS

Date	OPP	MIN	FG	3FG	FT	OR	DR	TR	A	PF	STL	TO	BS	PTS
4/14	at bos	29:22	3-8	2-6	0-0	0	1	1	1	1	1	3	1	8
4/17	at bos	27:59	2-8	2-6	0-0	0	3	3	5	3	0	2	0	6
4/19	BOS	32:11	3-7	2-4	3-3	0	4	4	0	1	1	1	0	11

2018-19 SEASON AVERAGES (TOTAL)												
G	GS	PPG	RPG	APG	SPG	TOPG	BPG	MPG	FG%	3FG%	FT%	
69	68	12.2	2.5	2.3	0.8	1.3	0.3	30.3	40.0	37.2	81.0	
2019 PLAYOFFS AVERAGES												
G	GS	PPG	RPG	APG	SPG	TOPG	BPG	MPG	FG%	3FG%	FT%	
3	3	8.3	2.7	2.0	0.7	2.0	0.3	29.8	34.8	37.5	1.000	



# 2018-19 INDIANA PACERS GAME NOTES



## #20 DOUG McDERMOTT



Forward	6-8	225	1/3/92	Creighton	4 Years NBA
	Playoff Career Highs		Regular Season Career Highs		2018-19 Season Highs
PTS	11, at HOU, 4/19/17		31, at MEM, 1/15/17		21(2x), at PHO, 11/27
FGM	4, at HOU, 4/19/17		13, vs. TOR, 2/19/16		8(2x), at LAC, 3/19
FGA	6, at HOU, 4/19/17		17(3x), vs. TOR, 1/7/17		13, at UTA, 11/26
3FGM	3, at HOU, 4/19/17		5(5x), at PHO, 11/27/18		5, at PHO, 11/27
3FGA	5, at BOS, 4/14/19		8(3x), vs. BKN, 3/17/16		7(2x), at WAS, 1/30
FTM	2(2x), at BOS, 4/17/19		10, at MEM, 1/15/17		4(2x), vs. UTA, 11/19
FTA	2(3x), at BOS, 4/17/19		11, at MEM, 1/15/17		5, vs. NO, 2/22
OR	3, at BOS, 4/14/19		4(3x), at CHI, 3/2/18		2, vs. ORL, 3/30
DR	2, at HOU, 4/25/17		8, vs. TOR, 1/7/17		5(2x), vs. GS, 1/28
TR	4, at BOS, 4/14/19		10, vs. TOR, 1/7/17		6(2x), vs. GS, 1/28
A	2(2x), at BOS, 4/17/19		4(6x), vs. CHA, 1/20/19		4, vs. CHA, 1/20
STL	1, vs. HOU, 4/23/17		1(68x), at ATL, 4/10/19		1(18x), at ATL, 4/10
TO	1(2x), vs. HOU, 4/23/17		3(8x), vs. UTA, 3/22/17		3(2x), at LAC, 3/19
BLK	1(2x), at BOS, 4/14/19		2(2x), at CHA, 11/21/18		2, at CHA, 11/21
MIN	19, vs. HOU, 4/23/17		42, at BKN, 3/17/18		32, at ATL, 4/10

Led the Pacers in scoring and posted season highs with 21 points and six rebounds in just 23 minutes off the bench in the road win at Utah, 11/26...Followed that performance with 21 points as he tied his career high with five 3-pointers the next night at Phoenix, 11/27.

Appeared in 77 games and made one start in his first season with the Pacers and averaged 7.3 points and 1.4 rebounds over 17.3 minutes per game.

Shot 49.1 percent from the field, 40.8 percent from 3-point range and 83.5 percent from the free throw line.

McDermott finished 14th in the NBA in 3-point percentage at 40.8 percent from long distance. He shot 49.1 percent from 3-point range over 39 road appearances this season, which led the league in that category.

Scored in double figures 26 times with a season high of 21 points twice during the regular season.

Led the Pacers in scoring and posted season highs with 21 points and six rebounds in just 23 minutes off the bench in the road win at Utah, 11/26...Followed that performance with 21 points as he tied his career high with five 3-pointers the next night at Phoenix, 11/27.

Made his only start of the season as he finished with 13 points, five rebounds in two assists in the win at Atlanta, 4/10.

### PLAYOFF GAME LOGS

Date	OPP	MIN	FG	3FG	FT	OR	DR	TR	A	PF	STL	TO	BS	PTS
4/14	at bos	12:47	1-7	0-5	0-2	3	1	4	2	0	0	0	1	2
4/17	at bos	11:25	1-3	0-2	2-2	0	1	1	2	0	0	0	0	4
4/19	BOS	5:01	0-0	0-0	0-0	0	0	0	0	2	0	0	0	0

### 2018-19 SEASON AVERAGES

G	GS	PPG	RPG	APG	SPG	TOPG	BPG	MPG	FG%	3FG%	FT%
77	1	7.3	1.4	0.9	0.2	0.5	0.1	17.3	49.1	40.8	83.5

### 2019 PLAYOFFS AVERAGES

G	GS	PPG	RPG	APG	SPG	TOPG	BPG	MPG	FG%	3FG%	FT%
3	0	2.0	1.7	1.3	0.0	0.0	0.3	9.7	20.0	0.00	50.0

Made 45 appearances and three starts in his first season with the Pacers. He averaged 3.5 points, 2.6 rebounds and 1.2 assists over 8.3 minutes per game.

Shot 50.7 percent from the field and 81.0 percent from the free throw line during the regular season.

Posted his first double-double of the season with 12 points and a season-high 10 rebounds in 27 minutes off the bench at Orlando, 12/7.

Earned his first start of the season against New Orleans, 2/22, and finished with eight points while tying his season high with 10 rebounds in the victory...Started again the next night at Washington, 2/23, and added eight points, six rebounds and a season-high five assists.

Scored a season-best 16 points and led the team with eight rebounds in the win over Brooklyn, 10/20.

## Center 6-10 250 3/26/90 Norfolk State 6 Years NBA

	Playoff Career Highs	Regular Season Career Highs	2018-19 Season Highs
PTS	0	23(2x), vs. BKN, 3/16/17	16, vs. BKN, 10/20
FGM	---	11, at CHA, 3/27/13	7, vs. BKN, 10/20
FGA	---	20, at CHA, 4/4/14	12, vs. BKN, 10/20
3FGM	---	2(3x), vs. POR, 3/1/16	1, at BOS, 1/9
3FGA	---	4(2x), vs. CHI, 2/8/15	2, at CLE, 1/8
FTM	---	9, vs. DEN, 10/30/17	3, at TOR, 1/6
FTA	---	10, vs. DEN, 10/30/17	4, at TOR, 1/6
OR	0	8, vs. MIL, 4/7/18	5, vs. BKN, 10/20
DR	0	13, at HOU, 11/25/17	8, at ORL, 12/7
TR	0	16(2x), vs. MIL, 4/7/18	10(2x), vs. NO, 2/22
A	0	7, at MIL, 2/18/14	5, at WAS, 2/23
STL	0	5, vs. PHL, 2/25/17	2(2x), vs. NO, 2/22
TO	1, at BOS, 4/14/19	5, at ATL, 12/26/15	4, vs. LAC, 2/7
BLK	0	6, vs. DET, 2/5/14	4, at TOR, 1/6
MIN	2, at BOS, 4/14/19	42, at CHA, 3/27/13	27, at ORL, 12/7

### PLAYOFF GAME LOGS

Date	OPP	MIN	FG	3FG	FT	OR	DR	TR	A	PF	STL	TO	BS	PTS
4/14	at bos	1:36	0-0	0-0	0-0	0	0	0	0	0	0	1	0	0
4/17	at bos													
4/19	BOS													


### 2018-19 SEASON AVERAGES

G	GS	PPG	RPG	APG	SPG	TOPG	BPG	MPG	FG%	3FG%	FT%
45	3	3.5	2.6	1.2	0.2	0.7	0.6	8.3	50.7	0.83	81.0

### 2019 PLAYOFFS AVERAGES

G	GS	PPG	RPG	APG	SPG	TOPG	BPG	MPG	FG%	3FG%	FT%
1	0	0.0	0.0	0.0	0.0	1.0	0.0	1.6	---	---	---

## #10 KYLE O'QUINN





# 2018-19 INDIANA PACERS GAME NOTES



## #4 VICTOR OLADIPO



Guard	6-4	210	5/4/92	Indiana	5 Years NBA
	Playoff Career Highs		Regular Season Career Highs		2018-19 Season Highs
PTS	32, at CLE, 4/15/18		47, vs. DEN, 12/10/17		36(2x), at CHI, 1/4
FGM	11(2x), vs. CLE, 4/27/18		16, vs. CLE, 3/18/16		14(2x), at CHI, 1/4
FGA	21, at CLE, 4/29/18		30, vs. PHI, 11/7/18		30, vs. PHI, 11/7
3FGM	6(2x), vs. CLE, 4/27/18		6(4x), vs. DEN, 12/10/17		5(2x), at BKN, 12/21
3FGA	9(2x), at CLE, 4/29/18		14, vs. PHI, 11/7/18		14, vs. PHI, 11/7
FTM	7(2x), at CLE, 4/25/18		13, vs. NY, 11/25/15		8, vs. BOS, 11/3
FTA	9(2x), at CLE, 4/29/18		15, vs. NY, 11/25/15		8(2x), vs. NY, 12/16
OR	1(5x), vs. CLE, 4/27/18		4(2x), vs. DAL, 1/19/19		4, vs. DAL, 1/19
DR	12(2x), at CLE, 4/29/18		13(2x), vs. DET, 11/17/17		12, at CHI, 11/2
TR	13, vs. CLE, 4/27/18		15, vs. DET, 11/17/17		14, at CHI, 11/2
A	10, vs. CLE, 4/27/18		14, vs. NY, 2/21/14		10, at MIA, 11/9
STL	4(2x), vs. CLE, 4/27/18		7, at ORL, 11/20/17		5, vs. NY, 12/16
TO	6, at CLE, 4/18/18		10, vs. MIL, 3/5/18		6, at TOR, 12/19
BLK	2(2x), vs. CLE, 4/22/18		4(3x), vs. ORL, 11/27/17		3, vs. PHI, 11/7
MIN	41(3x), at CLE, 4/29/18		57, vs. CHI, 1/15/14		40, at HOU, 11/11

Suffered a season-ending knee injury in the second quarter of Indiana's game against Toronto on Jan. 23...At the time of his injury, he was ranked 28th in the NBA in scoring and 12th in steals.

Tied his season high with 36 points, including nine in overtime and the game-winning 3-pointer with 0.3 seconds remaining in the win at Chicago, 1/4.

Sank the game-winning 3-pointer with 3.6 seconds remaining, and made a steal on Boston's final possession to lift Indiana to a 102-101 home win over the Celtics, 11/3.

Scored 20 or more points in 13 consecutive games from Oct. 19-Nov. 11, which was the longest consecutive streak in his NBA career and tied for the fifth-longest streak in Pacers NBA franchise history.

Suffered a season ending injury on Jan. 23 against Toronto. The Pacers posted a 23-23 record without Oladipo in the lineup after going 0-7 without him last season.

In his first season with Indiana in 2017-18, Oladipo set career highs in nearly every statistical categories on his way to earning All-NBA Third Team and NBA All-Defensive Team honors, along with the NBA Most Improved Player award.

Ranked ninth in the NBA in scoring last season and led the league in steals with 2.4 steals per game. His 177 steals were the most in the NBA since the 2013-14 season.

PLAYOFF GAME LOGS																
Date	OPP	MIN	FG	3FG	FT	OR	DR	TR	A	PF	STL	TO	BS	PTS		
4/14	at bos														Inactive - Ruptured quad tendon, right knee	
4/17	at bos														Inactive - Ruptured quad tendon, right knee	
4/19	BOS														Inactive - Ruptured quad tendon, right knee	

2018-19 SEASON AVERAGES												
G	GS	PPG	RPG	APG	SPG	TOPG	BPG	MPG	FG%	3FG%	FT%	
36	36	18.8	5.6	5.2	1.7	2.3	0.3	31.9	42.3	34.3	73.0	

Signed a two-way contract with the Pacers Oct. 19, 2018. He will not be part of the Pacers' playoff roster.

Posted season highs with seven points on 3-for-8 shooting and four rebounds in 23 minutes off the bench in the win at Atlanta, 4/10.

Made his Pacers debut as he played the final two minutes in the win over Utah, 11/19.

Scored his first points of the season as he sank a 3-pointer against Golden State, 1/28.

Started 34 games for the Fort Wayne Mad Ants during G League play and averaged 13.9 points, 6.3 rebounds, 3.1 assists and 1.4 steals per game.

Selected by the Suns with in the second round (32nd overall) of the 2017 NBA Draft. Reed played 21 games (one start) for Phoenix during his rookie season in 2017-18... Averaged 3.0 points and .19 rebounds over 11.5 minutes per game.

Played 131 games (98 starts) over four seasons at the University of Miami and averaged 10.3 points, 3.6 rebounds and 1.7 assists over his college career...Ended his college career ranked fourth in program history in games played (131), fifth in career three-point percentage (.395), fifth in minutes played (3,679), seventh in three-point field goals made (202) and 14th in scoring (1,343).

Guard	6-5	208	6/11/95	Miami	1 Year NBA
	Career Highs		2018-19 Season Highs		
PTS	16, at CHA, 3/10/18				7, at ATL, 4/10
FGM	5, at CHA, 3/10/18				3, at ATL, 4/10
FGA	8, at CHA, 3/10/18				8, at ATL, 4/10
3FGM	4, at CHA, 3/10/18				1(2x), at ATL, 4/10
3FGA	4, at CHA, 3/10/18				3, at ATL, 4/10
FTM	2(3x), vs. GS, 4/8/18				---
FTA	2(6x), vs. GS, 4/8/18				---
OR	1(4x), at ATL, 4/10/19				1(2x), at ATL, 4/10
DR	6, at CHA, 3/10/18				3, at ATL, 4/10
TR	6, at CHA, 3/10/18				4, at ATL, 4/10
A	2(4x), vs. GS, 4/8/18				1(3x), at ATL, 4/10
STL	5, at ORL, 3/24/18				1, at ATL, 4/10
TO	2(2x), vs. GS, 4/8/18				1, at WAS, 1/30
BLK	1(2x), vs. LAC, 3/28/18				0
MIN	25, vs. CHA, 3/10/18				23, at ATL, 4/10

## #32 DAVON REED



PLAYOFF GAME LOGS																
Date	OPP	MIN	FG	3FG	FT	OR	DR	TR	A	PF	STL	TO	BS	PTS		
Two-way Contract - Not on playoff roster																

2018-19 SEASON AVERAGES												
G	GS	PPG	RPG	APG	SPG	TOPG	BPG	MPG	FG%	3FG%	FT%	
10	0	1.2	0.6	0.3	0.1	0.1	0.0	4.7	.417	.500	---	
2018-19 G LEAGUE AVERAGES (FORT WAYNE MAD ANTS)												
G	GS	PPG	RPG	APG	SPG	TOPG	BPG	MPG	FG%	3FG%	FT%	
34	34	13.9	6.3	3.1	1.4	2.4	0.4	34.5	.398	.326	.753	



# 2018-19 INDIANA PACERS GAME NOTES



## #11 DOMANTAS SABONIS



Forward	6-11	252	5/3/96	Gonzaga/Lithuania	2 Years NBA		
	Playoff Career Highs			Regular Season Career Highs		2018-19 Season Highs	
PTS	22, at CLE, 4/25/18			30(2x), at NY, 10/31/18		30, at NY, 10/31	
FGM	9(2x), vs. CLE, 4/27/18			13, at CHA, 4/8/18		12, at NY, 10/31	
FGA	12(2x), at CLE, 4/25/18			21, at CHA, 4/8/18		14(5x), at NY, 1/11	
3FGM	1(2x), vs. BOS, 4/19/19			4 (3x), at BOS, 12/23/16		2, vs. UTA, 11/19	
3FGA	2(3x), vs. BOS, 4/19/19			7, vs. MIA, 11/7/16		2(2x), at MIA, 2/2	
FTM	6, at CLE, 4/25/18			12, vs. OKC, 3/14/19		12, vs. OKC, 3/14	
FTA	8, at CLE, 4/25/18			13, vs. OKC, 3/14/19		13, vs. OKC, 3/14	
OR	4, vs. CLE, 4/27/18			8, at OKC, 10/25/17		7(2x), vs. CLE, 12/18	
DR	7, at BOS, 4/14/19			15, vs. SA, 11/23/18		15, vs. SA, 11/23	
TR	9, at BOS, 4/14/19			16(6x), at LAC, 3/19/19		16(6x), at LAC, 3/19	
A	6, vs. BOS, 4/19/19			9, vs. UTA, 11/19/18		9, vs. UTA, 11/19	
STL	2, at BOS, 4/17/19			4, at WAS, 2/23/19		4, at WAS, 2/23	
TO	2(3x), at BOS, 4/14/19			7, at SAC, 12/11/18		7, at SAC, 12/11	
BLK	1(4x), vs. BOS, 4/19/19			3(2x), at CHI, 12/29/17		2(3x), vs. WAS, 12/23	
MIN	33, at CLE, 4/25/18			38, at CHA, 4/8/18		34(2x), at CLE, 1/8	

Set new career highs in nearly every statistical category as he averaged 14.1 points, 9.3 rebounds and 2.9 assists per game in 74 appearances and five starts during the regular season.

Finished seventh in the NBA in field goal percentage and set a new franchise record by shooting 59.0 percent from the field.

Ranked 16th in the NBA and second among all bench players in rebounding average.

He led all bench players during the regular season in double-doubles as 27 of his 30 during the regular season came as a reserve. His 27 double-doubles off the bench were the second-most by a Pacers player behind Detlef Schrempf's 38 double-doubles set during the 1991-92 season.

Tied his career high with 30 points and set a new franchise record for field goals attempted without a miss as he shot a perfect 12-for-12 from the field in the win at New York, 10/31.

Matched his career high with 16 rebounds five times during the regular season.

Recorded 21 points and 16 rebounds in the win at Phoenix on Nov. 27, and followed that with 20 points and 15 rebounds against the Lakers on Nov. 29. He became only the third player in NBA franchise history to record 20+ points and 15+ rebounds in consecutive games, joining Herb Williams (1986-87) and Jermaine O'Neal (2002-03).

Flirted with the first triple-double of his NBA career as he finished with 19 points, nine rebounds and a career-high nine assists in the win over the Jazz, 11/19.

### PLAYOFF GAME LOGS

Date	OPP	MIN	FG	3FG	FT	OR	DR	TR	A	PF	STL	TO	BS	PTS
4/14	at bos	27:30	3-9	0-0	1-2	2	7	9	3	3	0	2	0	7
4/17	at bos	22:02	0-1	0-0	1-2	0	5	5	5	1	2	0	0	1
4/19	BOS	24:57	3-10	1-3	5-6	2	5	7	6	2	1	1	1	12

### 2018-19 SEASON AVERAGES

G	GS	PPG	RPG	APG	SPG	TOPG	BPG	MPG	FG%	3FG%	FT%
74	5	14.1	9.3	2.9	0.7	2.2	0.4	24.8	.590	.529	.715

### 2019 PLAYOFFS AVERAGES

G	GS	PPG	RPG	APG	SPG	TOPG	BPG	MPG	FG%	3FG%	FT%
3	0	6.7	7.0	4.7	1.0	1.0	0.3	24.8	.300	.333	.700

After spending his entire rookie season and the first 56 games in 2018-19 under a two-way contract, Sumner's contract was signed to a contract on Feb. 11.

Played 23 games and made two starts for the Pacers and averaged 2.9 points over 9.2 minutes per game.

Set a career high with 22 points as he shot 5-for-14 from the field, 3-for-7 from 3-point range and 9-for-11 from the free throw line at Atlanta, 4/10. He sank three free throws with 0.3 seconds remaining to lift Indiana to a 135-134 victory.

Scored in double figures for the first time in his NBA career with 17 points as he shot 7-for-11 from the field and 3-for-4 from 3-point range in the win over the Lakers, 2/5...He had scored 21 points and made one 3-pointer all season entering that game.

Made his first NBA start against the Warriors, 1/28, and finished with two points, three rebounds, two steals and two blocks in 28 minutes.

Made 26 starts in the NBA G League while on assignment with the Fort Wayne Mad Ants. He averaged 22.1 points, 2.7 rebounds, 4.0 assists and 1.6 steals per game. Ranked 11th in the G League in scoring average.

Shot 47.1 percent from the field, 36.0 percent from 3-point range and 74.8 percent from the free throw line in G League play.

Guard	6-5	188	12/31/95	Xavier	1 Year NBA		
	Playoff Career Highs			Regular Season Career Highs		2018-19 Season Highs	
PTS	0			22, at ATL, 4/10/19		22, at ATL, 4/10	
FGM	---			7, vs. LAL, 2/5/19		7, vs. LAL, 2/5	
FGA	---			14, at ATL, 4/10/19		14, at ATL, 4/10	
3FGM	---			3(2x), at ATL, 4/10		3(2x), at ATL, 4/10	
3FGA	---			7, at ATL, 4/10/19		7, at ATL, 4/10	
FTM	---			9, at ATL, 4/10/19		9, at ATL, 4/10	
FTA	---			11, at ATL, 4/10/19		11, at ATL, 4/10	
OR	0			2(3x), at ATL, 4/10/19		2(3x), at ATL, 4/10	
DR	2, at BOS, 4/14/19			4, at WAS, 1/30/19		4, at WAS, 1/30	
TR	2, at BOS, 4/14/19			5, at WAS, 1/30/19		5, at WAS, 1/30	
A	0			2(2x), at ORL, 1/31/19		2(2x), at ORL, 1/31	
STL	0			2(4x), at ATL, 4/10/19		2(4x), at ATL, 4/10	
TO	0			2, at ATL, 4/10/19		2, at ATL, 4/10	
BLK	0			2, vs. GS, 1/28/19		2, vs. GS, 1/28	
MIN	2, at BOS, 4/14/19			30, at ATL, 4/10/19		30, at ATL, 4/10	

### PLAYOFF GAME LOGS

Date	OPP	MIN	FG	3FG	FT	OR	DR	TR	A	PF	STL	TO	BS	PTS
4/14	at bos	1:36	0-0	0-0	0-0	0	2	2	0	0	0	0	0	0
4/17	at bos													DNP - Coach's Decision
4/19	BOS													DNP - Coach's Decision


### 2018-19 SEASON AVERAGES

G	GS	PPG	RPG	APG	SPG	TOPG	BPG	MPG	FG%	3FG%	FT%
23	2	2.9	1.0	0.4	0.5	0.4	0.2	9.2	.344	.259	.625

### 2019 PLAYOFFS AVERAGES

G	GS	PPG	RPG	APG	SPG	TOPG	BPG	MPG	FG%	3FG%	FT%
1	0	0.0	2.0	0.0	0.0	0.0	0.0	1.6	---	---	---

## #5 EDMOND SUMNER





# 2018-19 INDIANA PACERS GAME NOTES



## #33 MYLES TURNER



Forward/Center	6-11	255	3/24/96	Texas	3 Years NBA
	Playoff Career Highs		Regular Season Career Highs		2018-19 Season Highs
PTS	20, vs. CLE, 4/23/17		31, at GS, 1/22/16		28, at POR, 3/18
FGM	8, vs. CLE, 4/23/17		13, vs. DAL, 10/26/16		11, vs. WAS, 12/10
FGA	13, vs. TOR, 4/23/16		22, vs. MIL, 12/12/18		22, vs. MIL, 12/12
3FGM	3, vs. CLE, 4/22/18		4(4x), at MIL, 3/7/19		4(2x), at MIL, 3/7
3FGA	5, vs. BOS, 4/19/19		11, at MIL, 3/7/19		11, at MIL, 3/7
FTM	5, at BOS, 4/17/19		11, at OKG, 11/20/16		9, at DEN, 3/16
FTA	6, vs. CLE, 4/23/17		12(3x), vs. MEM, 1/31/18		11, at DEN, 3/16
OR	5, vs. TOR, 4/21/16		7, vs. WAS, 12/23/18		7, vs. WAS, 12/23
DR	9, vs. CLE, 4/23/17		15, vs. NO, 3/24/16		14, at MIL, 3/7
TR	10, vs. CLE, 4/20/18		17(2x), at MIL, 3/7/19		17(2x), at MIL, 3/7
A	2(6x), vs. BOS, 4/19/19		6(2x), vs. CHI, 12/6/17		4(8x), vs. ATL, 12/31
STL	4, at CLE, 4/15/17		4(3x), at DAL, 2/27/19		4(2x), at DAL, 2/27
TO	3(7x), at CLE, 4/25/18		5, at LAL, 1/20/17		4(2x), vs. SAC, 12/8
BLK	5, at TOR, 4/16/16		7, vs. CHI, 3/5/19		7, vs. CHI, 3/5
MIN	37, at CLE, 4/17/17		47, at CLE, 4/2/17		39, vs. WAS, 12/10

Averaged 13.3 points, 7.2 rebounds, 1.6 assists and a career-high 2.7 blocks over 28.6 minutes per game in 74 starts.

Shot 48.7 percent from the field, a career-best 38.8 percent from 3-point range and 73.6 percent from the free throw line.

Led the NBA with 199 blocked shots, which is tied for third in Pacers franchise history for blocks in a season. He also became the first Pacers player since Jermaine O'Neal in 2000-01 to lead the NBA in blocks. Turner recorded at least one block in all but five games and five or more blocks in 11 contests.

Scored 20 or more points eight times and set a new career high with 17 double-doubles.

Set new career highs in 3-pointers made (76) and 3-point percentage (.388) and ranked second in the NBA among starting centers in 3-point accuracy.

Scored a season-high 28 points and pulled down 10 rebounds at Portland, 3/18.

Set a new career high with 17 rebounds to go with 18 points against Washington, 2/23. Matched that total as he scored 22 points and grabbed 17 rebounds at Milwaukee, 3/7.

Posted a double-double with 10 points and 11 rebounds and set a new career high with seven blocks in the win over Chicago, 3/5.

PLAYOFF GAME LOGS															
Date	OPP	MIN	FG	3FG	FT	OR	DR	TR	A	PF	STL	TO	BS	PTS	
4/14	at bos	30:00	2-6	0-2	1-4	1	7	8	2	4	0	0	1	5	
4/17	at bos	32:30	3-7	2-5	0-0	0	3	3	2	3	0	2	2	8	
4/19	BOS	29:26	4-10	1-5	4-5	0	7	7	2	3	0	1	2	13	

2018-19 SEASON AVERAGES												
G	GS	PPG	RPG	APG	SPG	TOPG	BPG	MPG	FG%	3FG%	FT%	
74	74	13.3	7.2	1.6	0.8	1.4	2.7	28.6	.487	.388	.736	
2019 PLAYOFFS AVERAGES												
G	GS	PPG	RPG	APG	SPG	TOPG	BPG	MPG	FG%	3FG%	FT%	
3	3	8.7	6.0	2.0	0.0	1.0	1.7	30.6	.391	.250	.556	

Started 81 games and averaged 12.6 points, 6.4 rebounds and a career-high 2.5 assists per game.

Ranked 14th in the NBA with a team-high 1.52 steals per game, and finished 24th in the league in field goal percentage at 52.7 percent.

Joined Vern Fleming (3), Paul George (5) and Reggie Miller (5) as the only players in franchise history to record at least 100 steals in three consecutive seasons.

Posted 10 double-doubles on the season, his highest total in his three seasons with Indiana.

Scored 20 or more points 10 times during the regular season as Indiana posted a 9-1 record in those games.

Recorded his highest scoring total in his career with the Pacers as he finished with 27 points on 11-for-17 shooting against Philadelphia, 1/17.

Scored 23 points and grabbed 15 rebounds, his most as a Pacer, to lead Indiana to its home win over Toronto, 1/23.

Grabbed his 5,000th career rebound in the road win at Orlando, 12/7. He is now one of eight active players in the NBA with over 12,000 points, 5,000 rebounds, 1,000 assists and 1,000 steals.

Named Eastern Conference Player of the Week for the second time in his NBA career after leading the Pacers to a 4-0 week from Dec. 10-16. He averaged 18.8 points, a team-leading 9.8 rebounds, 3.8 assists and 1.8 steals per game over that span.

Forward	6-8	230	6/21/88	Georgia Tech	11 Years NBA
	Playoff Career Highs		Regular Season Career Highs		2018-19 Season Highs
PTS	22, vs. BOS, 5/16/12		32, at TOR, 3/7/10		27, vs. PHI, 1/17
FGM	10, vs. BOS, 5/16/12		14(5x), vs. DAL, 12/23/15		11(2x), vs. PHI, 1/17
FGA	20(2x), at MIA, 4/18/11		31, vs. IND, 3/14/14		19(2x), vs. TOR, 1/23
3FGM	3, vs. ORL, 4/26/09		6, vs. POR, 12/10/16		3(3x), vs. MIN, 2/28
3FGA	5, at BOS, 4/17/19		9, vs. NY, 3/21/14		6, at MIL, 3/7
FTM	4(5x), vs. BOS, 5/18/12		11, vs. MIN, 3/25/09		8, at PHI, 12/14
FTA	6(3x), at CLE, 4/17/17		14, vs. MIN, 3/25/09		9, at PHI, 12/14
OR	10, vs. CLE, 4/20/17		8(4x), vs. NY, 2/11/18		7, vs. TOR, 1/23
DR	12, vs. CLE, 4/22/18		13, vs. SAC, 2/5/16		10, vs. WAS, 12/10
TR	16, vs. CLE, 4/22/18		16, vs. PHI, 3/15/16		15, vs. TOR, 1/23
A	6(2x), at BOS, 4/14/19		10, vs. IND, 3/14/14		8, vs. LAL, 2/5
STL	6, at CLE, 4/17/17		8, vs. OKC, 1/25/14		5(4x), vs. LAC, 2/7
TO	4(3x), vs. ATL, 4/25/15		6(5x), vs. CHA, 3/22/16		5(2x), vs. DET, 4/1
BLK	2(3x), vs. CLE, 4/22/18		4(5x), at MEM, 12/26/12		3, at NY, 10/31
MIN	43, vs. ORL, 4/26/09		53, vs. MIL, 3/20/15		41, at CHI, 1/4

PLAYOFF GAME LOGS															
Date	OPP	MIN	FG	3FG	FT	OR	DR	TR	A	PF	STL	TO	BS	PTS	
4/14	at bos	26:04	3-8	0-0	1-1	1	3	4	6	4	5	2	1	7	
4/17	at bos	32:35	6-13	1-5	2-2	1	5	6	3	2	3	0	1	15	
4/19	BOS	36:41	5-12	0-1	1-4	4	5	9	3	3	3	2	1	11	

2018-19 SEASON AVERAGES												
G	GS	PPG	RPG	APG	SPG	TOPG	RPG	MPG	FG%	3FG%	FT%	
81	81	12.6	6.5	2.5	1.5	1.5	0.4	30.7	.527	.349	.644	
2019 PLAYOFFS AVERAGES												
G	GS	PPG	RPG	APG	SPG	TOPG	RPG	MPG	FG%	3FG%	FT%	
3	3	11.0	6.3	4.0	3.7	1.3	1.0	31.8	.424	.167	.571	

## #21 THADDEUS YOUNG







# 2018-19 INDIANA PACERS ROSTER

NO.	PLAYER	POS	HT	WT	BIRTHDATE	COLLEGE/NATIVE COUNTRY	YEARS OF NBA EXPERIENCE	TWITTER HANDLE
44	Bojan Bogdanović	F	6-8	216	4/18/89	Croatia	4	@44Bojan
2	Darren Collison	G	6-0	175	8/23/87	UCLA	9	@Darren_Collison
12	Tyreke Evans	G	6-6	220	9/19/89	Memphis	9	@TyrekeEvans
3	Aaron Holiday	G	6-1	185	9/30/96	UCLA	R	@The_4th_Holiday
24	Alize Johnson	F	6-9	212	4/22/96	Missouri State	R	@AlizeJohnson
6	Cory Joseph	G	6-3	193	8/20/91	Texas/Canada	7	@Cory_Joe
22	TJ Leaf	F	6-10	225	4/30/97	UCLA	1	@leafsquad22
23	Wesley Matthews	G	6-5	220	10/14/86	Marquette	9	@WesleyWes23
20	Doug McDermott	F	6-8	225	1/3/92	Creighton	4	@dougmcdermott
10	Kyle O'Quinn	C	6-10	250	3/26/90	Norfolk State	6	@Kyle_OQuinn
4	Victor Oladipo	G	6-4	210	5/4/92	Indiana	5	@VicOladipo
11	Domantas Sabonis	F	6-11	240	5/3/96	Gonzaga/Lithuania	2	@DSabonis11
5	Edmond Sumner	G	6-6	188	12/31/95	Xavier	1	@EdmondSumner
33	Myles Turner	F/C	6-11	250	3/24/96	Texas	3	@Original_Turner
21	Thaddeus Young	F	6-8	221	6/21/88	Georgia Tech	11	@yungsmoove21

**HEAD COACH:****ASSISTANT COACHES:****SENIOR DIRECTOR OF MEDICAL OPERATIONS/HEAD ATHLETIC TRAINER:****ASSOCIATE HEAD ATHLETIC TRAINER/PHYSICAL THERAPIST:****DIRECTOR OF SPORTS PERFORMANCE/ASSISTANT ATHLETIC TRAINER:****ASSISTANT SPORTS PERFORMANCE COACH:****EQUIPMENT MANAGER:****STAFF PHYSICAL THERAPIST/ASSISTANT ATHLETIC TRAINER:****VIDEO COORDINATOR:****ASSISTANT VIDEO COORDINATORS:****MASSAGE THERAPIST:**

Nate McMillan, North Carolina State

Bill Bayno, Sacred Heart

Dan Burke, Portland State

Popeye Jones, Murray State

David McClure, Duke

Josh Corbeil, Boston University

Carl Eaton, Lock Haven

Shawn Windle, Maine at Presque Isle

Andy Martin, IUPUI

Josh Conder, Indiana State

Patrick Gilbert, Northeastern

Tim Dather, Indiana

Ben Eblen, Alabama

Jared Bartling, South Dakota

Josh Henderson, Vanderbilt

Andrei Mikhailau

**NUMERICAL ROSTER**

2	Darren Collison	6	Cory Joseph	20	Doug McDermott	24	Alize Johnson
3	Aaron Holiday	10	Kyle O'Quinn	21	Thaddeus Young	33	Myles Turner
4	Victor Oladipo	11	Domantas Sabonis	22	T.J. Leaf	44	Bojan Bogdanovic
5	Edmond Sumner	12	Tyreke Evans	23	Wesley Matthews		

**PRONUNCIATION GUIDE**

Bojan Bogdanović	BOY-on bog-DON-oh-vich
Josh Corbeil	core-BEEL
Alize Johnson	AL-iz-zay
Victor Oladipo	oh-lah-DEE-po
Davon Reed	DAY-von
Domantas Sabonis	doh-MON-tas suh-BOH-nis

