



# GAME NOTES

## Los Angeles Lakers (45-34) vs. Golden State Warriors (43-35)

Regular Season Game #80 • Home Game #42

TV: TNT • Spectrum SportsNet

Radio: ESPN LA 710 • 1330 KWKW

Tuesday, April 9, 2024 • Crypto.com Arena (Los Angeles, Calif.) • 7 p.m. PT



DATE	OPPONENT	TIME/RESULT	TV/REC
10/24	at Denver	L, 107-119	0-1
10/26	Phoenix	W, 100-95	1-1
10/29	at Sacramento	L, 127-132 (OT)	1-2
10/30	Orlando	W, 106-103	2-2
11/1	LA Clippers	W, 130-125 (OT)	3-2
11/4	at Orlando	L, 101-120	3-3
11/6	at Miami	L, 107-108	3-4
11/8	at Houston	L, 94-128	3-5
11/10	at Phoenix*	W, 122-119	4-5 (1-0)
11/12	Portland	W, 116-110	5-5
11/14	Memphis*	W, 134-107	6-5 (2-0)
11/15	Sacramento	L, 110-125	6-6
11/17	at Portland*	W, 107-95	7-6 (3-0)
11/19	Houston	W, 105-104	8-6
11/21	Utah*	W, 131-99	9-6 (4-0)
11/22	Dallas	L, 101-104	9-7
11/25	at Cleveland	W, 121-115	10-7
11/27	at Philadelphia	L, 94-138	10-8
11/29	at Detroit	W, 133-107	11-8
11/30	at Oklahoma City	L, 110-133	11-9
12/2	Houston	W, 107-97	12-9
12/5	Phoenix*	W, 106-103	13-9 (5-0)
12/7	New Orleans*	W, 133-89	14-9 (6-0)
12/9	Indiana*	W, 123-109	14-9 (7-0)
12/12	at Dallas	L, 125-127	14-10
12/13	at San Antonio	W, 122-119	15-10
12/15	at San Antonio	L, 115-129	15-11
12/18	New York	L, 109-114	15-12
12/20	at Chicago	L, 108-124	15-13
12/21	at Minnesota	L, 111-118	15-14
12/23	at Oklahoma City	W, 129-120	16-14
12/25	Boston	L, 115-126	16-15
12/28	Charlotte	W, 133-112	17-15
12/30	at Minnesota	L, 106-108	17-16
12/31	at New Orleans	L, 109-129	17-17
1/3	Miami	L, 96-110	17-18
1/5	Memphis	L, 113-127	17-19
1/7	LA Clippers	W, 106-103	18-19
1/9	Toronto	W, 132-131	19-19
1/11	Phoenix	L, 109-127	19-20
1/13	at Utah	L, 125-132	19-21
1/15	Oklahoma City	W, 112-105	20-21
1/17	Dallas	W, 127-110	21-21
1/19	Brooklyn	L, 112-130	21-22
1/21	Portland	W, 134-110	22-22
1/23	at LA Clippers	L, 116-127	22-23
1/25	Chicago	W, 141-132	23-23
1/27	at Golden State	W, 145-144 (2OT)	24-23
1/29	at Houston	L, 119-135	24-24
1/30	at Atlanta	L, 122-138	24-25
2/1	at Boston	W, 114-105	25-25
2/3	at New York	W, 113-105	26-25
2/5	at Charlotte	W, 124-118	27-25
2/8	Denver	L, 106-114	27-26
2/9	New Orleans	W, 139-122	28-26
2/13	Detroit	W, 125-111	29-26
2/14	at Utah	W, 138-122	30-26
2/22	at Golden State	L, 110-128	30-27
2/23	San Antonio	W, 123-118	31-27
2/25	at Phoenix	L, 113-123	31-28
2/28	at LA Clippers	W, 116-112	32-28
2/29	Washington	W, 134-131 (OT)	33-28
3/2	Denver	L, 114-124	33-29
3/4	Oklahoma City	W, 116-104	34-29
3/6	Sacramento	L, 120-130	34-30
3/8	Milwaukee	W, 123-122	35-30
3/10	Minnesota	W, 120-109	36-30
3/13	at Sacramento	L, 107-120	36-31
3/16	Golden State	L, 121-128	36-32
3/18	Atlanta	W, 136-105	37-32
3/22	Philadelphia	W, 101-94	38-32
3/24	Indiana	W, 150-145	39-32
3/26	at Milwaukee	W, 128-124 (2OT)	40-32
3/27	at Memphis	W, 136-124	41-32
3/29	at Indiana	L, 90-109	41-33
3/31	at Brooklyn	W, 116-104	42-33
4/2	at Toronto	W, 128-111	43-33
4/3	at Washington	W, 125-120	44-33
4/6	Cleveland	W, 116-97	45-33
4/7	Minnesota	L, 117-127	45-34
4/9	Golden State	7:00 PM	TNT/SPEC
4/12	at Memphis	5:00 PM	SPEC
4/14	at New Orleans	12:30 PM	SPEC

\*In-Season Tournament

### LAST GAME 'S STARTERS

<b>Austin Reaves</b> #15 F • 6-5 • 206 Oklahoma	GP/GS	PPG	RPG	APG	FG%	3FG%	FT%	MPG
	79/54	15.8	4.4	5.6	.482	.359	.861	32.2
	<b>LAST GAME:</b> 14 points, 3 rebounds, 2 assists and 1 steal in 35 minutes vs. Minnesota • Re-signed with Los Angeles on July 6, 2023 • Has appeared in 204 career NBA games (95 starts), all with the Lakers • Has not missed a game this season							
<b>Rui Hachimura</b> #28 F • 6-8 • 230 Gonzaga	GP/GS	PPG	RPG	APG	FG%	3FG%	FT%	MPG
	65/36	13.5	4.2	1.1	.541	.427	.727	26.6
	<b>LAST GAME:</b> 30 points, 6 rebounds and 1 assist in 36 minutes vs. Minnesota • Re-signed with the Lakers on July 6, 2023 • Originally acquired by Los Angeles on Jan. 23, 2023 via trade from Washington • Has appeared in 275 career games (163 starts) with Los Angeles and Washington							
<b>Anthony Davis</b> #3 C • 6-10 • 253 Kentucky	GP/GS	PPG	RPG	APG	FG%	3FG%	FT%	MPG
	74/74	24.5	12.6	3.5	.555	.280	.816	35.5
	<b>LAST GAME:</b> 4 points, 4 rebounds, 3 assists and 2 steals in 12 minutes vs. Minnesota • Ranks third in the NBA in rebounds per game (12.6) and fourth in blocks per game (2.4) • Became the 30th player in NBA history to record 1,700 careers blocks on April 6 • Named Western Conference Player of the Week on March 25							
<b>Spencer Dinwiddie</b> #26 G • 6-5 • 215 Colorado	GP/GS	PPG	RPG	APG	FG%	3FG%	FT%	MPG
	73/52	10.6	2.7	4.8	.390	.333	.799	28.7
	<b>LAST GAME:</b> 18 points, 5 rebounds and 7 assists in 36 minutes vs. Minnesota • Signed with Los Angeles as a free agent on Feb. 10 • Stints: Brooklyn (2022-24, 2016-21), Dallas (2022-23), Washington (2021-22) and Detroit (2014-16) • Los Angeles native and a graduate of LA's William Howard Taft High School							
<b>D'Angelo Russell</b> #1 G • 6-4 • 200 Ohio State	GP/GS	PPG	RPG	APG	FG%	3FG%	FT%	MPG
	73/66	18.2	3.2	6.3	.459	.419	.821	32.5
	<b>LAST GAME:</b> 15 points, 7 rebounds, 11 assists and 1 steal in 39 minutes vs. Minnesota • Re-signed with Los Angeles on July 7, 2023 • Surpassed 10,000 career points on March 31 at Brooklyn • Holds Lakers franchise record for most 3-pointers made in a season (currently 219 3FG this season)							
<b>PRONUNCIATIONS:</b> JD DuBois (dew-bwah), Rui Hachimura (ROO-ee hah-chee-MURR-uh), Jalen Hood-Schifino (shuh-FEE-no), Taurean Prince (TORE-ee-in), Schuyler Rimmer (SKY-luhr)								

### 2023-24 REGULAR SEASON RECORDS

	RECORD	HOME (STREAK)	ROAD (STREAK)	OVERTIME	STREAK
OVERALL	45-34	28-13 (L1)	17-21 (W3)	4-1	L1
PACIFIC	7-9	4-4 (L3)	3-5 (L1)	2-1	L3
WESTERN	25-24	17-9 (L2)	8-15 (W1)	2-1	L1
EASTERN	20-10	11-4 (W8)	9-6 (W3)	-	W4

### LAKERS STATUS REPORT vs. GSW • APRIL 9

• **Anthony Davis** (left eye soreness) and **LeBron James** (flu-like symptoms) are **QUESTIONABLE**

• **Jalen Hood-Schifino** (lumbar disc surgery), **Jarred Vanderbilt** (right midfoot sprain) and **Christian Wood** (left knee surgery) are **OUT**

### 2023-24 TEAM LEADERS

CATEGORY	PLAYER
Scoring	Davis – 1,810 (24.5)
Rebounds	Davis – 936 (12.6)
Assists	James – 556 (8.2)
Steals	Davis – 88 (1.2)
Blocks	Davis – 176 (2.4)
FG	Davis – 689
FG%	Davis – .554
3FG	Russell – 219
3FG%	Russell – .419
FT	Davis – 404
FT%	Reaves – .861

IN-GAME STATS UPDATES ARE AVAILABLE TO CREDENTIALLED MEDIA ON X AT @LAKERS\_MR

2023-24 LOS ANGELES LAKERS ROSTER

NO.	NAME	POS	HT	WT	DOB	PRIOR TO NBA / COUNTRY	YRS
14	Colin Castleton (2W)	C	6-11	231	5/25/00	Florida / USA	R
10	Max Christie	G	6-5	190	2/10/03	Michigan State / USA	1
3	Anthony Davis	F	6-10	253	3/11/93	Kentucky / USA	11
26	Spencer Dinwiddie	G	6-5	215	4/6/93	Colorado / USA	9
20	Harry Giles III (2W)	F/C	6-10	240	4/22/98	Duke / USA	3
28	Rui Hachimura	F	6-8	230	2/8/98	Gonzaga / Japan	4
11	Jaxson Hayes	C	7-0	217	5/23/00	Texas / USA	4
0	Jalen Hood-Schifino	G	6-6	215	6/19/03	Indiana / USA	R
23	LeBron James	F	6-9	250	12/30/84	St. Vincent-St. Mary (OH) / USA	20
21	Maxwell Lewis	F	6-7	205	7/27/02	Pepperdine / USA	R
4	Skylar Mays (2W)	G	6-4	205	9/5/97	LSU / USA	3
12	Taurean Prince	F	6-6	216	3/22/94	Baylor / USA	7
15	Austin Reaves	G	6-5	206	5/29/98	Oklahoma / USA	2
5	Cam Reddish	F	6-8	218	9/1/99	Duke / USA	4
1	D'Angelo Russell	G	6-4	200	2/23/96	Ohio State / USA	8
2	Jarred Vanderbilt	F	6-9	214	4/3/99	Kentucky / USA	5
7	Gabe Vincent	G	6-3	195	6/14/96	UC Santa Barbara / USA	4
35	Christian Wood	F/C	6-10	223	9/27/95	UNLV / USA	7

**HEAD COACH:**

Darvin Ham (Texas Tech)

**ASSISTANT COACHES:**

Chris Jent (Ohio State), Phil Handy (Hawaii), Jordan Ott (Penn State),  
JD DuBois (Utah), Schuyler Rimmer (Florida), Zach Peterson (Michigan State), DeMarre Carroll (Missouri)

**ATHLETIC TRAINER:**

Roger Sancho (Texas)

NUMERICAL ROSTER				HOW THE LAKERS WERE BUILT			
<b>0</b>	Hood-Schifino	<b>12</b>	Prince	<b><u>VIA FREE AGENCY</u></b>	2018-19:	LeBron James (re-signed 8/18/22)	
<b>1</b>	Russell	<b>14</b>	Castleton		2021-22:	Austin Reaves (re-signed 7/6/23)	
<b>2</b>	Vanderbilt	<b>15</b>	Reaves		2023-24:	Colin Castleton, Spencer Dinwiddie, Harry Giles III, Jaxson Hayes, Skylar Mays, Taurean Prince, Cam Reddish, Gabe Vincent, Christian Wood	
<b>3</b>	Davis	<b>20</b>	Giles III	<b><u>VIA TRADE (Acquired From)</u></b>	2019-20:	Anthony Davis (New Orleans; re-signed 8/6/23)	
<b>4</b>	Mays	<b>21</b>	Lewis		2022-23:	Rui Hachimura (Washington; re-signed 7/6/23), D'Angelo Russell (Minnesota; re-signed 7/7/23), Jarred Vanderbilt (Utah, re-signed 9/18/23)	
<b>5</b>	Reddish	<b>23</b>	James		2023-24:	Maxwell Lewis (Denver)	
<b>7</b>	Vincent	<b>26</b>	Dinwiddie	<b><u>VIA DRAFT (Pick)</u></b>	2022-23:	Max Christie (35th)	
<b>10</b>	Christie	<b>28</b>	Hachimura		2023-24:	Jalen Hood-Schifino (17th)	
<b>11</b>	Hayes	<b>35</b>	Wood				

OPPONENT BREAKDOWN

ALL-TIME RECORD vs. GOLDEN STATE WARRIORS



HOME	ROAD	NEUTRAL	OVERALL
151-52	95-106	16-17	262-175

ALL-TIME SERIES FACTS					
Current Streak	Lost 2	Last Home Loss	March 16, 2024 (121-128)	Most Points Allowed	149 @ Golden St., 11/23/16
Current Home Streak	Lost 1	Last Road Loss	Feb. 22, 2024 (110-128)	Fewest Points Scored	76 vs. Philadelphia, 1/3/55 76 @ Golden St., 11/18/93 76 vs. Golden St., 4/3/99
Current Road Streak	Lost 1	Largest Winning Margin	63 vs. Golden St., 3/19/72 (162-99)	Fewest Points Allowed	72 vs. Golden St., 11/2/03
Last Home Win	March 5, 2023 (113-105)	Largest Losing Margin	43 @ Golden St., 11/23/16 (106-149)	High Individual Game (LAL)	63, E. Baylor @ Philadelphia, 12/8/61 52, E. Baylor vs. San Francisco, 12/15/62
Last Road Win	Jan. 27, 2024 (145-144, 2OT)	Most Points Scored	162 vs. Golden St., 3/19/72	High Individual Game (GSW)	78, Chamberlain @ Philadelphia, 12/8/61 72, Chamberlain vs. San Francisco, 11/3/62

SEASON & SERIES NOTES: CONNECTIONS

**All-Time Series Notes:** The Lakers and Warriors have met 437 times in the regular season, where L.A. holds a 262-175 advantage ... In the Los Angeles era, the Lakers are 211-135 against the Warriors ... In recent series history, the Lakers defeated the Warriors on Christmas 2019, 127-101, to end a seven-game losing streak to the in-state foe ... The 26-point victory in that matchup was the largest Lakers win in the series since Nov. 21, 2010 (117-89) ... In 2017-18, two of the four regular season matchups went into overtime, marking the first season since 2006-07 in which Los Angeles has played at least two overtime games against the same opponent in a single season ... The Lakers hold the all-time series advantage in overtime games, 10-9

**Connections:** Lakers G **D'Angelo Russell** played for the Warriors for part of the 2019-20 season ... Warriors G **Gary Payton II** played for the Lakers during the 2017-18 season ... Payton II played for the South Bay Lakers during the 2017-18 season and again during the 2019-20 season ... Payton II and Lakers F **Rui Hachimura** were teammates for part of the 2019-20 season with the Washington Wizards ... Lakers F/C **Christian Wood** and Warriors F/C **Usman Garuba** were teammates for the 2021-22 season with the Houston Rockets ... Warriors G **Klay Thompson**, who played his prep basketball locally at Santa Margarita High School in Orange County, is the son of former Lakers C/F and current radio color analyst **Mychal Thompson** ... Warriors F **Kevon Looney** played collegiately at UCLA for his lone collegiate season (2014-15)

2023-24 SCHEDULE (1-2)

GAME	OUTCOME/TIME
1/27/24 @ Golden State	145-144 (2OT, W)
2/22/24 @ Golden State	110-128 (L)
3/16/24 vs. Golden State	121-128 (L)
4/9/24 vs. Golden State	7 p.m.

LAST SEASON'S RESULTS (3-1)

GAME	OUTCOME
10/18/22 @ Golden State	109-123 (L)
2/11/23 @ Golden State	109-103 (W)
2/23/23 vs. Golden State	124-111 (W)
3/5/23 vs. Golden State	113-105 (W)

## UPCOMING REGULAR SEASON OPPONENTS



**GAME  
#81**

### LOS ANGELES LAKERS at MEMPHIS GRIZZLIES

Friday, April 12, 2024 • 5 p.m. PT  
FedExForum • Memphis, Tenn.

	HOME	ROAD	NEUTRAL	OVERALL
All-Time Totals	37-16	28-24	-	65-40

**All-Time Series Notes:** The two teams have met 105 times in the regular season and 83 times since the Grizzlies moved to Memphis ... The Lakers lead the all-time series 65-40 and have a 43-39 record versus the Grizzlies since the team moved to Memphis ... The Lakers win on March 24, 2018 at Memphis snapped a seven-game road losing streak for L.A. ... The Lakers are 28-16 all-time at Crypto.com Arena against the Grizzlies during the regular season ... On March 13, 2012 in Memphis, the Lakers came back from a 17-point second-half deficit to defeat the Grizzlies in double-overtime, the last overtime showdown between these teams ... The Lakers took down the Grizzlies in the first round of the 2023 NBA Playoffs in six games, which was the first time the two teams have met in the postseason

#### 2023-24 SCHEDULE (2-1)

GAME	OUTCOME/TIME
11/14/23 vs. Memphis (IST)	134-107 (W)
1/5/24 vs. Memphis	113-127 (L)
3/27/24 @ Memphis	136-124 (W)
4/12/24 @ Memphis	5 p.m.

#### LAST SEASON'S RESULTS (2-1)

GAME	OUTCOME
1/20/23 vs. Memphis	W, 122-121
2/28/23 @ Memphis	L, 109-121
3/7/23 vs. Memphis	W, 112-103



**GAME  
#82**

### LOS ANGELES LAKERS at NEW ORLEANS PELICANS

Sunday, April 14, 2024 • 12:30 p.m. PT  
Smoothie King Center • New Orleans, La.

	HOME	ROAD	NEUTRAL	OVERALL
All-Time Totals	25-11	20-17	1-0	46-28

**All-Time Series Notes:** Los Angeles has an all-time record of 46-28 versus New Orleans ... Since the Pelicans' move to New Orleans from Charlotte prior to the 2002-03 season, the Lakers have gone 20-15 at Smoothie King Center and were 0-2 at Ford Center in Oklahoma City during the Pelicans' temporary relocation from 2005-07... The Lakers are 25-11 all-time against New Orleans at Crypto.com Arena in the regular season ... In the first matchup of the 2019-20 season, Anthony Davis scored 41 points to set an NBA record for most points scored against a former team ... In 2006, the Lakers and Pelicans took part in the city of New Orleans' first professional sports game following Hurricane Katrina when they met at the New Orleans Arena on March 8, when the Lakers won, 113-107, behind 40 points from Kobe Bryant ... In 2006-07, Bryant scored a series record 50 points March 23, 2007, becoming just the second player in NBA history to score 50+ points in four consecutive games ... The Lakers beat the Pelicans, 133-89, in the Semifinals of the inaugural NBA In-Season Tournament in the 2023-24 season

#### 2023-24 SCHEDULE (2-1)

GAME	OUTCOME/TIME
12/7/23 vs. New Orleans (IST)	133-89 (W)
12/31/23 @ New Orleans	109-129 (L)
2/9/24 vs. New Orleans	139-122 (W)
4/14/24 @ New Orleans	12:30 p.m.

#### LAST SEASON'S RESULTS (3-1)

GAME	OUTCOME
11/2/22 vs. New Orleans	120-117 (W, OT)
2/4/23 @ New Orleans	126-131 (L)
2/15/23 vs. New Orleans	120-102 (W)
3/14/23 @ New Orleans	123-108 (W)

## SEASON TRANSACTIONS

(6/22) Selected Jalen Hood-Schifino with the 17th overall pick in the 2023 NBA Draft ... Acquired Maxwell Lewis from the Denver Nuggets as part of a four-team trade, sending Mojave King and cash considerations to the Indiana Pacers ... (6/27) Extended qualifying offers to Rui Hachimura and Austin Reaves ... (6/29) Waived Mo Bamba and Shaquille Harrison ... (7/3) Signed Colin Castleton and D'Moi Hodge to two-way contracts ... (7/6) Re-signed Rui Hachimura and Austin Reaves ... Signed Jaxson Hayes, Taurean Prince, Cam Reddish and Gabe Vincent ... (7/7) Re-signed D'Angelo Russell ... (7/8) Signed Jalen Hood-Schifino and Maxwell Lewis ... (7/26) Waived Cole Swider ... Signed Alex Fudge to a two-way contract ... (8/6) Signed Anthony Davis to a contract extension ... (9/6) Signed Christian Wood ... (9/7) Signed Damion Baugh, Bryce Hamilton, Scotty Pippen Jr. and Vincent Valerio-Bodon ... (9/18) Signed Jarred Vanderbilt to a contract extension ... Waived Hamilton ... (10/16) Waived Baugh, Pippen Jr. and Valerio-Bodon ... (10/18) Signed Louis King ... (10/19) Waived King ... Signed Quindary Weatherspoon ... (10/20) Waived Weatherspoon ... (10/31) Assigned Maxwell Lewis to the South Bay Lakers ... (11/1) Recalled Lewis from South Bay ... (11/11) Assigned Lewis to South Bay ... (11/12) Recalled Lewis from South Bay ... Assigned Lewis to South Bay ... (11/14) Recalled Lewis from South Bay ... (11/15) Assigned Lewis to South Bay ... Recalled Lewis ... (11/18) Assigned Lewis to South Bay ... (11/21) Recalled Lewis ... (12/4) Assigned Lewis to South Bay ... Recalled Lewis ... (12/5) Assigned Jalen Hood-Schifino and Maxwell Lewis to South Bay ... Recalled Hood-Schifino and Lewis ... (12/10) Assigned Maxwell Lewis to South Bay ... Recalled Lewis ... (12/11) Assigned Lewis to South Bay ... (12/16) Recalled Lewis to LAL ... Assigned Lewis to South Bay (12/26) ... (1/5) Recalled Lewis to LAL ... (1/6) Assigned Jalen Hood-Schifino and Maxwell Lewis to South Bay ... Waived Alex Fudge and D'Moi Hodge ... Signed Dylan Windler to a Two-Way contract ... (1/7) Recalled Hood-Schifino and Lewis from South Bay ... Assigned Hood-Schifino and Lewis to South Bay ... (1/8) Signed Skylar Mays to a Two-Way contract ... Recalled Hood-Schifino and Lewis from South Bay ... (1/9) Assigned Hood-Schifino and Lewis to South Bay ... Recalled Hood-Schifino and Lewis ... (1/11) Assigned Hood-Schifino and Lewis to South Bay ... Recalled Hood-Schifino and Lewis ... Assigned Hood-Schifino and Lewis to South Bay ... (1/12) Recalled Hood-Schifino ... (1/14) Assigned Hood-Schifino to South Bay ... (1/19) Recalled Hood-Schifino and Lewis from South Bay ... Assigned Hood-Schifino and Lewis to South Bay ... (1/21) Recalled Hood-Schifino and Lewis ... Assigned Hood-Schifino and Lewis to South Bay ... (1/23) Recalled Hood-Schifino and Lewis ... Assigned Hood-Schifino and Lewis to South Bay ... (1/25) Recalled Hood-Schifino and Lewis ... Assigned Hood-Schifino to South Bay ... (1/21) Recalled Hood-Schifino ... (2/8) Assigned Hood-Schifino and Lewis to South Bay ... (1/25) Recalled Hood-Schifino and Lewis ... (2/10) Assigned Hood-Schifino and Lewis to South Bay ... Signed Spencer Dinwiddie ... (2/13) Recalled Hood-Schifino and Lewis ... Assigned Hood-Schifino and Lewis to South Bay ... (2/14) Recalled Hood-Schifino and Lewis ... (2/22) Assigned Lewis to South Bay ... (2/23) Recalled Lewis from South Bay ... (2/24) Assigned Hood-Schifino and Lewis to South Bay ... (3/1) Waived Dylan Windler ... (3/2) Signed Harry Giles III to a two-way contract ... (3/4) Recalled Hood-Schifino and Lewis ... Assigned Hood-Schifino and Lewis to South Bay ... (3/6) Recalled Hood-Schifino and Lewis ... Assigned Hood-Schifino and Lewis ... (3/7) Recalled Hood-Schifino and Lewis ... (3/8) Assigned Hood-Schifino and Lewis ... (3/9) Recalled Hood-Schifino and Lewis ... (3/10) Assigned Lewis to South Bay ... (3/11) Recalled Lewis ... (3/14) Assigned Lewis to South Bay ... (3/15) Recalled Lewis ... (3/19) Assigned Lewis to South Bay ... (3/24) Recalled Lewis

**LOS ANGELES LAKERS** | 17-time World Champions



## IN-SEASON TOURNAMENT CHAMPIONS



### IN-SEASON TOURNAMENT RECORDS

	RECORD	HOME	ROAD	NEUTRAL	STREAK
<b>OVERALL</b>	7-0	3-0	2-0	2-0	W7
<b>GROUP PLAY</b>	4-0	2-0	2-0	0-0	W4

**THE PATH TO VICTORY:** The Lakers took home the inaugural NBA Cup in 2023, blazing through their competition with a perfect 7-0 record in tournament play. Los Angeles competed in Western Group A as part of the NBA's first-ever In-Season Tournament, a group that consists of the Memphis Grizzlies, Phoenix Suns, Utah Jazz and Portland Trail Blazers. Each team played four designated Group Play games – one game against each opponent in its group, with two games at home and two on the road.

**Game 1:** The Lakers squared off against the Phoenix Suns on Friday, Nov. 10, at Footprint Center for Los Angeles' first game of the In-Season Tournament Group Play, and the purple and gold came out victorious, 122-119. LeBron James led the way with a team-high 32 points (11-17 FG, 3-4 3FG, 7-11 FT) to go with 11 rebounds, six assists, one steal and one block in 36 minutes, while Anthony Davis also recorded a double-double, his sixth of the season, with 18 points (5-14 FG, 8-8 FT), 11 rebounds, four assists and one block in 36 minutes. Cam Reddish, starting in place of Austin Reaves, hit five triples and dropped 17 points to give LA the spark they needed and snap their three-game losing streak.

**Game 2:** The Lakers improved to 2-0 in the In-Season Tournament Group Play stage following a 134-107 victory over the Memphis Grizzlies at Crypto.com Arena on Tuesday, Nov. 14. Los Angeles had their highest-scoring game of the season as seven players scored in double figures. D'Angelo Russell led the way for the Lakers, scoring 24 points (8-12 FG, 6-8 3FG, 2-3 FT) in 27 minutes. Rui Hachimura added 23 points (8-10 FG, 3-3 3FG, 4-4 FT), playing 24 minutes after coming off the bench. Austin Reaves recorded a double-double scoring 16 points (5-9 FG, 4-4 3FG, 2-3 FT) to go along with 12 rebounds. Anthony Davis also recorded a double-double, his eighth of the season, as he dropped 19 points (7-11 FG, 5-6 FT) and grabbed 11 boards. LeBron James made his return after missing a game due to a left calf contusion and scored 16 points (6-11 FG, 3-6 3FG), grabbed nine rebounds and dished out six assists in 23 minutes. Santi Aldama paced the Grizzlies with 24 points (9-15 FG, 3-8 3FG), but it was not enough to keep up with the sharp-shooting Lakers, whose 22 3-pointers tied the franchise record (Feb. 7, 2019 at Boston).

**Game 3:** In the Lakers' third game of In-Season Tournament Group Play, Los Angeles took down the Trail Blazers, 107-95, in Portland to improve to a perfect 3-0 record. The purple and gold took the lead from the jump and never trailed in the game in large part due to LeBron James' monstrous performance, recording 35 points (13-22 FG, 5-9 3FG, 4-6 FT), five rebounds, nine assists and two steals in 35 minutes. Anthony Davis (16 points, 14 rebounds) and Christian Wood (10 points, 10 rebounds) complimented James' performance with double-doubles, and the Lakers remained undefeated in Group Play. Jerami Grant paced the Blazers with 24 points (8-20 FG, 4-9 3FG, 4-4 FT), four rebounds, three assists and one steal in 40 minutes of play.

**Game 4:** The Lakers had their biggest win of the season and clinched a spot in the In-Season Tournament Quarterfinals with a perfect 4-0 record thanks to a 131-99 victory over the Utah Jazz. Anthony Davis led the way for L.A., recording his 11th double-double of the season with 26 points (11-14 FG, 4-4 FT) and 16 rebounds. Davis tallied his double-double in the first half (17 PTS, 10 REB), marking the 21st time in his career he has accomplished the feat in the first half. Six other Lakers scored in double figures including D'Angelo Russell (20 PTS), LeBron James (17 PTS), and Austin Reaves (19 PTS). Omer Yurtseven led the way for Utah as he had 18 points (8-11 FG) off the bench. The purple and gold improved to 9-6 on the season and will host the Dallas Mavericks tomorrow night on the second night of a back-to-back.

**Game 5 (Quarterfinals):** The Lakers took down the Phoenix Suns, 106-103, to advance to the In-Season Tournament Semifinals in Las Vegas. L.A. led by as many 15 points in the first half, but Phoenix came storming back; there were 14 lead changes in game with it all coming down to the final seconds, but the purple and gold squeaked out the victory to remain undefeated in the IST with a perfect 5-0 record. LeBron James recorded a double-double, his sixth of the season, with 31 points (12-25 FG, 2-4 3FG, 5-6 FT) to go along with 11 assists. Anthony Davis tallied his 18th double-double with 27 points (10-26 FG, 7-8 FT) and 15 boards. Austin Reaves added 20 points (7-16 FG, 3-8 3FG), including a clutch 3-pointer with 15.3 seconds remaining to put the Lakers up by four. Kevin Durant led the Suns with 31 points (12-17 FG, 4-7 3FG), but it was not enough for Phoenix as they were knocked out of the IST.

**Game 6 (Semifinals):** In a highly anticipated semifinals matchup of the NBA's first-ever In-Season Tournament in Las Vegas, the Lakers took down the New Orleans Pelicans, 133-89. The 44-point differential is the largest win of the season for the purple and gold and led by none other than LeBron James, who posted 30 points (9-12 FG, 4-4 3FG, 8-8 FT) to go with five rebounds and eight assists in 23 minutes. Anthony Davis recorded his 19th double-double of the season with 16 points and 15 rebounds and was one of six Lakers players who scored in double figures, including Taurean Prince who recorded 15 points with five 3-pointers made on eight attempts. L.A. outscored New Orleans 43-17 in the third quarter, the most scored and least allowed in the third frame all season by the Lakers, and the Lakers advanced to the In-Season Tournament Championship game.



**Game 7 (Finals):** The Lakers became the first-ever NBA In-Season Tournament Champions as they took down the Indiana Pacers, 123-109, on Saturday, Dec. 9, at T-Mobile Arena in Las Vegas. Anthony Davis led the way for the purple and gold with a dominant double-double performance of 41 points (16-24 FG, 9-13 FT) and 20 rebounds in 41 minutes. LeBron James, voted after the game as the In-Season Tournament's Most Valuable Player, put up 24 points (10-21 FG, 4-5 FT), grabbed 11 boards and added four assists and two steals in 35 minutes as he and Davis were both named to the NBA's All-Tournament Team after the game. Austin Reaves led the bench unit with a season-high 28 points (9-15 FG, 10-12 FT), and the Lakers took home the In-Season Tournament trophy with a perfect 7-0 record in tournament play. Stats recorded in this game did not count towards regular season or postseason stats.

**DEFENSIVE ANCHOR:** Anthony Davis has made a strong case for himself this season for Defensive Player of the Year. As of April 4, Davis tallied 695 total defensive rebounds and averaged 9.7 defensive rebounds per game, placing him 2nd in the NBA in both categories. He had swatted 170 blocks for an average of 2.4 rejections per game as of April 4, ranking fourth in both categories in the NBA. The defensive anchor has used his length to disrupt shots all season long, contesting 805 total shots as of April 4 as well (ranked 3rd in the NBA). Davis still averages over a steal a game as well at 1.2 as opposing teams continue to gameplan their offenses around Davis' size and athleticism. Davis would be no stranger to a defensive honor as he has been named to the All-Defensive First Team twice (2018, 2020), All-Defensive Second Team twice (2015, 2017) and has led the league in blocks for a season three times (2014, 2015, 2018).



**ROAD WARRIORS:** On the Lakers six-game road trip to close out March and start April, the purple and gold grabbed five wins out of six contests before heading back to Los Angeles. The Lakers started the trip in Milwaukee where they grabbed a 128-124 2OT victory. Three Lakers achieved new career highs in minutes as Anthony Davis totaled 52, D'Angelo Russell tallied 50 and Austin Reaves recorded 48. Davis dropped 34 points (12-31 FG, 3-8 3FG, 7-7 FT) to go along with 23 rebounds, four blocks, two assists and two steals. The next night, L.A. traveled to Memphis as they took down the Grizzlies, 136-124. Rui Hachimura totaled 32 points (11-14 FG, 7-8 3FG, 3-4 FT), 10 rebounds, two blocks and one assist in 38 minutes to lead the charge. The next win of the trip came on Easter Sunday in Brooklyn as they took down the Nets, 116-104. LeBron James led the Lakers with 40 points (13-17 FG, 9-10 3FG, 5-6 FT), seven rebounds and five assists in 37 minutes. James' nine 3-pointers tied the most in his career and his .900 3FG percentage set a new franchise high with a minimum of 10 attempts, overtaking Jordan Farmar, Jordan Clarkson and Glen Rice who held the record at .800. The purple and gold took the show north of the border on April 2, defeating the Toronto Raptors, 128-111. Russell led the Lakers with 25 points (9-17 FG, 7-14 3FG), seven assists and two rebounds in 33 minutes. To finish the trip, the Lakers traveled to the nation's capital where they beat the Washington Wizards, 125-120. All five starters recorded 15+ points, highlighted by Davis with 35 (10-17 FG, 15-15 FT), 18 rebounds, three blocks, two steals and one assist in 38 minutes. L.A.'s 5-1 record set a new best among road trips of four or more games for the season.

**DLOADING...** D'Angelo Russell scored his 10,000th career point on March 31 in the Lakers' 116-104 win over the Brooklyn Nets. Russell became the 397th player in NBA history to achieve the mark. This season, Russell has set a new franchise high in 3FG, overtaking Nick Van Exel's record of 183 3FG that was set in 1994-95. He is currently on pace to become the third player in NBA history to make 200+ 3-pointers, dish 400+ assists and shoot 40 percent or better from beyond the arc, joining Stephen Curry and Damian Lillard. As of March 3, Russell has 212 3PM, 448 assists and is shooting 42.1 percent from three.

**A BUCK FIFTY:** On Sunday, March 24, the Lakers scored 150 points for the first time since Jan. 2, 1987, in a 150-145 victory over the Indiana Pacers. Four Lakers scored 25+ points, a feat that had not been accomplished in the NBA since Feb. 12, 2021, by four members of the Utah Jazz (Jordan Clarkson, Rudy Gobert, Joe Ingles and Donovan Mitchell). Anthony Davis led the purple and gold with 36 points (15-21 FG, 1-2 3FG, 5-5FT) followed by LeBron James, who dropped 26 points (8-19 FG, 2-4 3FG, 8-8 FT). Spencer Dinwiddie tallied a Lakers season-high 26 points (8-11 FG, 2-3 3FG, 8-9 FT) and Austin Reaves capped off the quartet with 25 points (6-13 FG, 2-5 3FG, 11-12 FT). Those four became the first Lakers quartet to each score 25+ points since Wilt Chamberlain, Keith Erickson, Happy Hairston and Jerry West did so on Jan. 24, 1971. The Lakers' starting five totaled 122 points, the most by any Lakers starting unit this season.

**3'LO:** D'Angelo Russell became the Lakers' all-time franchise leader for most 3-point field goals in a season on March 22 at Crypto.com Arena. Russell passed Nick Van Exel, whose record of 183 3-pointers had stood strong since the 1994-95 season. Russell tied Van Exel's record with his sixth 3-pointer of the night on March 18 against the Hawks, leading to 27 points (8-14 FG, 6-10 3FG) as the purple and gold secured a 136-105 victory. Russell then sank his 184th 3-pointer of the season the very next game at home against the 76ers, firmly putting his name atop Lakers history. Russell also holds the record for the most made 3-pointers in a season in Brooklyn Nets history when he made 234 3-pointers in the 2018-19 season.

**BIRTHDAY EVE PRESENT:** On the eve of his 31st birthday, Anthony Davis had a career night to lead the Lakers to a 120-109 victory over the Minnesota Timberwolves on March 10, 2024. Davis recorded 27 points (9-17 FG, 9-13 FT), 25 rebounds, five assists, seven steals and three blocks in 39 minutes. Davis became 1the first player in NBA history to record 25+ points, 25+ rebounds, 5+ assists, 5+ steals and 3+ blocks in a game. His 25 boards were good for a season high, and his seven steals marked a new career high. Davis had a big night on the offensive glass as well as his 10 offensive rebounds tied a career high and marked a new season high. The 31-year-old grabbed the most boards by a Laker since Dwight Howard recorded 26 rebounds on Jan. 6, 2013, vs. Denver. Lou Williams was the last Laker to record seven steals on Dec. 2, 2015, until Davis did so against the Timberwolves. This was the first game that Davis has scored 25+ points and grabbed 25+ rebounds in his career.



**CROSS-HALL RIVALRY FINALE:** The Lakers took on the Clippers for the last time in the regular season as co-tenants of Crypto.com Arena on Feb. 28, 2024, giving one of the most memorable matchups in the series' history. The Lakers erased a 21-point fourth quarter deficit that saw LeBron James outscore the Clippers in the final frame, 19-16. James finished with 34 points (13-21 FG, 7-12 3FG, 1-1 FT), eight assists, six rebounds and two blocks in 37 minutes. The Lakers and Clippers have shared an arena in DTLA since 1999, when it was previously known at Staples Center. The Clippers hold an all-time 50-47 record against the Lakers at Crypto.com Arena. These 97 contests were filled with some stellar performances by Laker greats. On Mar. 6, 2000, Shaquille O'Neal celebrated his 28th birthday with a monster performance, dropping 61 points (24-35 FG), grabbing 23 rebounds and dishing out three assists in 45 minutes to lead the Lakers to a 123-103 victory. Kobe Bryant's best game against the Clippers came on Jan. 7, 2006, as he totaled 50 points (17-41 FG, 7-15 3FG, 9-10 FT), eight rebounds, eight assists and one steal in 45 minutes. Bryant's left-handed runner in the paint with 11.4 seconds remaining in the fourth quarter propelled the Lakers to a 112-109 victory. In the 24 seasons that the two teams have played in the same arena, the Lakers have hung six championship banners.

**CLICKING ON ALL CYLINDERS:** In the 16-game stretch from Jan. 14 through Feb. 14, the Lakers shot up the NBA ranks in several categories with a strong 11-5 record to show for it. The purple and gold led all teams in assists per game with 30.4 and fast break points per game with 20.6. The Lakers ranked second in points per game (123.3), field goal percentage (.509 FG%), steals per game (8.3) and points in the paint per game (58.0). L.A. also ranked fifth in the league in offensive rating at 119.1, sixth in 3-point percentage at .395 3FG% and sixth in blocks per game with 6.0.



**SUPER (ALL) STARS:** LeBron James and Anthony Davis were both selected to the 2024 NBA All-Star Game in Indianapolis after stellar starts to the season. James set a new NBA record for most All-Star Game appearances with 20 as he was voted captain for the Western Conference and received the most votes out of any player in the West. Through his first 49 games this season, James averaged 24.8 points, 7.8 assists, 7.2 rebounds and 1.3 steals in 34.9 minutes. Davis earned his ninth All-Star honors as he averaged 24.9 points, 12.2 rebounds, 3.8 assists, 2.5 blocks and 1.1 steals in 35.7 minutes in his first 52 games this season. On Sunday, Feb. 18, James totaled eight points (4-10 FG), four rebounds and three assists in 14 All-Star Game minutes and Davis tallied six points (3-5 FG), eight rebounds, eight assists and one block in 22 minutes.

**A NEW FACE COMING HOME:** The Lakers signed free agent guard and California native Spencer Dinwiddie on Saturday, Feb. 10 to serve as a key playmaker in the second unit. In 514 career NBA games (311 starts) prior to LA across nine-plus seasons with Brooklyn (2022-24, 2016-21), Dallas (2022-23), Washington (2021-22) and Detroit (2014-16), the 30-year-old owned career averages of 13.6 points, 3.1 rebounds and 5.3 assists in 28.0 minutes. An attendee of Los Angeles' William Howard Taft High School, Dinwiddie was named the John R. Wooden California High School Player of the Year in 2011.

**HISTORIC NIGHT:** The Lakers took down the New Orleans Pelicans, 139-122, on Friday, Feb. 9, and made history along the way. All five Lakers starters scored at least 20 points for the third time in franchise history, with the last time occurring on Nov. 11, 1984, vs. Portland. The Lakers also became the first team to have all five starters score at least 20 points since 1993, per StatMuse. Los Angeles came out running with one of the best performances in a half in franchise history as they dropped 87 points, the second-most points in any half by the Lakers all-time (franchise record is 91). The purple and gold reached the mark thanks to 51 points in the second quarter, which tied the most points in any quarter in franchise history (also occurred on Mar. 25, 2014, against the New York Knicks). The Lakers shot 67.4 percent (29-43 FG) from the field in the first half and 55 percent (11-20 3FG) from beyond the arc to fuel the historic performance.

**AND THE GRAMMY GOES TO...** The Lakers went 4-2 on their annual "Grammy Trip" to close out January and start the month of February. The purple and gold began the stretch with a double-OT thriller against the Golden State Warriors that saw L.A. come out victorious, 145-144. LeBron James set a career high in rebounds as he grabbed 20 boards (previous high was 19 against the Charlotte Bobcats on Jan. 11, 2008) to go along with 36 points. The Lakers' next victory came on Feb. 1 against the Boston Celtics, 114-105. Missing James and Anthony Davis, Austin Reaves put up a season-high 32 points (10-18 FG, 7-10 3FG, 5-7 FT) and five other Lakers scored in double figures to take down their rival on the road. James and Davis both returned to the lineup on Feb. 3 against the New York Knicks, helping L.A. snap the Knicks' nine-game win streak. James dropped 24 points (10-19 FG, 2-5 3FG, 2-2 FT) while Davis grabbed 18 rebounds and swatted four blocks to propel the Lakers to a 113-105 victory in Madison Square Garden. To finish the trip, the Lakers took down the Charlotte Hornets, 124-118, thanks to a historic night from Davis; he recorded 26 points (12-16 FG, 2-2 FT), 15 rebounds, 11 assists and three blocks in 37 minutes, marking his second triple-double of the season and third of his career. Davis became the first Laker ever to record 25+ points, 15+ rebounds, 10+ assists and shoot 75 percent or better from the field in a game.



**KOBE STATUE:** The Lakers added another statue to Star Plaza on Feb. 8 as Kobe Bryant was immortalized amongst some of the best in franchise history. The Hall-of-Famer spent his entire 20-year career in Los Angeles with the purple and gold, winning five NBA titles (2000, 2001, 2002, 2009, 2010). Bryant was the 2008 NBA Most Valuable Player as he averaged 26.8 points, 5.2 rebounds, 4.9 assists and 1.5 steals in 82 games. He was awarded NBA Finals MVP in 2009 where he averaged 32.4 points, 7.4 rebounds, 5.6 assists, 1.4 steals and 1.4 blocks in the series that saw the Lakers take down the Orlando Magic in five games. Bryant was awarded NBA Finals MVP in back-to-back years as he posted averages of 28.6 points, 8.0 rebounds, 3.9 assists and 2.1 steals in 41.3 minutes in the seven-game duel against the Boston Celtics in 2010 that resulted in the Lakers' 16th championship banner. The franchise icon was an 18-time NBA All-Star that racked up 15-time All-NBA Team selections, including 11 First-Team selections, 12-time All-Defensive Team selections, including nine First Team nods, four NBA All-Star Game MVPs, two scoring titles, NBA All-Rookie Team selection and the 1997 NBA Slam Dunk Contest champion. Bryant was the first player in NBA history to have two numbers retired by the same team as his No. 8 and No. 24 were lifted to the rafters of Staples Center on Dec. 18, 2017.

**SHOOTERS SHOOT:** The Lakers set multiple season highs in their home victory over the Bulls on Thursday, Jan. 25. Los Angeles shot a season-high 60.9 percent from the field (53-87 FG) and a season-high 64.5 percent from 3-point range (20-31 3FG) to fuel the team to a then-season-high 141 points. The purple and gold made 53 field goals on the night, which was the most made by the team in any game this season, and the performance marked the third time in Lakers franchise history that the team reached 20 3-pointers. Los Angeles' best quarter was the second frame, where the team shot a season-high for any quarter - 83.3 percent from the field (15-18 FG). The victory came together with D'Angelo Russell's season-high eight 3-pointers with 29 points (10-18 FG, 8-13 3FG), four assists, one steal and one block. LeBron James followed suit with 25 points (10-19 FG, 3-4 3FG 2-2 FT), four rebounds, 12 assists and two steals, while Anthony Davis secured his 36th double-double of the season with 22 points (10-18 FG, 2-5 FT), 11 rebounds, six assists and one block. Jarred Vanderbilt carried the bench unit and set his Lakers career-high of 17 points (8-11 FG, 1-1 3FG) to go with five rebounds and three steals.

**SHARING IS CARING:** The Lakers won four of six games stretching from Jan. 7-17 with victories over Dallas, Oklahoma City, Toronto and LA Clippers in large part due to an uptick in assists. In those six games, the purple and gold averaged 30.5 assists, up from their season average at the time of 27.8. The Lakers dished out 30+ assists in five of six games, and LeBron James shared the ball more than anyone during that stretch; he averaged 8.4 assists in five of the six games he played in during that span, including 12 assists on Jan. 9 vs. Toronto. The Lakers' 33 assists on Jan. 17 against the Mavericks served as a catalyst for L.A.'s 32 fastbreak points, the most put up by the team all season at the time.

**50 DAYS OF CHRISTMAS:** The Lakers played on Christmas Day for the 25th straight year and the 50th time overall. They hold a 24-26 record on the holiday, most recently falling to the Boston Celtics, 115-126, in LA. The Lakers' 24 victories are the most all-time by any team on Christmas Day. The Celtics and Lakers met this year on Christmas Day for the first time since 2008 and the third time since 1960 (when the Lakers moved to Los Angeles from Minneapolis). That Boston-Los Angeles game 15 years ago was a rematch of the previous season's NBA Finals, with the Lakers snapping the defending NBA champion Celtics' 19-game winning streak and Phil Jackson recording his 1,000th victory as a head coach.



## Lakers Christmas Day Single-Game Highs:

PTS: 47 – Jerry West (at New York in 1963)  
 REB: 22 – Wilt Chamberlain (vs. Boston in 1970)  
 AST: 12 – Nick Van Exel (at Phoenix in 1996)

**HONORED:** LeBron James and Anthony Davis were both named to the 2023 All-Tournament Team for their performances in Group Play and the Knockout Rounds of the inaugural NBA In-Season Tournament. James was voted as the In-Season Tournament Most Valuable Player with averages of 26.4 points, 8.0 rebounds, 7.6 assists and 1.6 steals in 30.7 minutes in seven games. James made more field goals (67) than any other player in the tournament and led the league with a +116 plus/minus. Davis helped guide the purple and gold to an undefeated tournament record, averaging 23.3 points, 14.6 rebounds, 3.7 assists, 1.0 steals and 2.9 blocks in 33.9 minutes. No performance was bigger in the tournament than Davis' 41-point, 20-rebound showing in the IST Finals. L.A. honored James, Davis, and the rest of the team for their accomplishments on Dec. 18 with a unique, add-a-year In-Season Tournament banner and ceremony.





## LEBRON LATEST

**40K:** On Saturday, March 2, LeBron James became the first player in NBA history to reach 40,000 career points. He came into the game needing to score nine points to reach the milestone, and he did so with 10:39 remaining in the second quarter with a driving left-handed layup. He finished the game with 26 points (12-20 FG, 2-5 3FG), nine assists, four rebounds and three steals in 37 minutes. James became the NBA's all-time leading scorer last season against the Oklahoma City Thunder on Feb. 7, 2023, at Crypto.com Arena, passing Kareem Abdul-Jabbar (38,387 points).

**PLENTY OF TWENTY:** LeBron James achieved yet another milestone in his 20th season as he became the NBA's all-time leader in games with 20+ points. James recorded the 1,135th 20-point performance of his career on Oct. 28, 2022, at Minnesota, passing Karl Malone for the most such games in NBA history. James tallied a 37-game streak of 20-point games (11/6/22-2/15/23), good for the third longest streak of his career and longest since he had 38 straight 20-point games from April 15, 2012 through Jan. 8, 2013.

**OH3-O MY:** In addition to climbing the ranks of 20-point games, LeBron James is also approaching the all-time leaders in 30-point games. James passed Wilt Chamberlain for the second-most 30-point games in NBA history with a 33-point performance on 12/13 vs. Boston. Michael Jordan is now the only player in league history to have more 30-point outings than James.

**DAILY DOUBLE DIGITS:** LeBron James opened his 21st season in the NBA with two consecutive 21-point performances, ensuring that his double-digit scoring streak would continue.

- With a 26-point performance on his 36th birthday on Dec. 30, 2020, James extended his double-digit scoring streak to 1,000 consecutive games, becoming the first player in league history to reach that mark.
- James' double-digit scoring streak – which began on Jan. 6, 2007 – has far eclipsed Michael Jordan's previous NBA record of 866 consecutive 10-point performances from 1986-2001.
- James has finished with 10+ points in all but eight regular season contests in his career.
- In league history, there have only been seven streaks in which a player has finished in double figures in 500+ consecutive contests.

**LEBRON IN THE NBA'S TOP-10 REGULAR SEASON WINS LIST:** With a 133-129 in Milwaukee on Dec. 2, Lakers forward LeBron James tallied his 900th career regular season win, ranking seventh on the NBA's all-time victories list. James passed Dirk Nowitzki on Feb. 23, 2023 for sixth place on the list. The Akron, Ohio, native sits 39 wins away from moving past NBA legend for second all-time. The active leader in wins, James is one of seven players in NBA history to achieve the 900 career wins milestone.

NBA'S ALL-TIME REGULAR SEASON FIELD GOALS MADE LIST		
RANK	PLAYER	POINTS
1	Kareem Abdul-Jabbar	15,837
<b>2</b>	<b>LEBRON JAMES</b>	<b>14,799</b>
3	Karl Malone	13,528

NBA'S ALL-TIME REGULAR SEASON ASSISTS LIST		
RANK	PLAYER	POINTS
1	John Stockton	15,806
2	Jason Kidd	12,091
3	Chris Paul	11,869
<b>4</b>	<b>LEBRON JAMES</b>	<b>10,976</b>

NBA'S ALL-TIME REGULAR SEASON STEALS LIST		
RANK	PLAYER	POINTS
7	Scottie Pippen	2,307
<b>8</b>	<b>LEBRON JAMES</b>	<b>2,266</b>
9	Clyde Drexler	2,207

NBA'S ALL-TIME REGULAR SEASON LEADING SCORERS		
RANK	PLAYER	POINTS
<b>1</b>	<b>LEBRON JAMES</b>	<b>40,376</b>
2	Kareem Abdul-Jabbar	38,387
3	Karl Malone	36,928

MOST 20-POINT GAMES IN NBA HISTORY		
RANK	PLAYER	GAMES
<b>1</b>	<b>LEBRON JAMES</b>	<b>1,234</b>
2	Karl Malone	1,134
3	Kareem Abdul-Jabbar	1,122

MOST 30-POINT GAMES IN NBA HISTORY		
RANK	PLAYER	GAMES
<b>1</b>	<b>LEBRON JAMES</b>	<b>672</b>
2	Michael Jordan	671
3	Wilt Chamberlain	557

NBA'S DOUBLE-DIGIT SCORING STREAKS OF 500+ GAMES				
	PLAYER	FIRST	LAST	GAMES
<b>1</b>	<b>LEBRON JAMES</b>	<b>1/6/07</b>	<b>4/6/24</b>	<b>1,219</b>
2	Michael Jordan	3/25/86	12/26/01	866
3	Kareem Abdul-Jabbar	12/4/77	12/2/87	787
4	Karl Malone	12/18/91	3/26/99	575
5	Kevin Durant	3/14/09	2/27/17	562

NBA'S ALL-TIME REGULAR SEASON WINS LIST		
RANK	PLAYER (Years Active)	WINS
3	Tim Duncan (1997-2016)	1,001
<b>4</b>	<b>LEBRON JAMES (2003-pres.)</b>	<b>963</b>
5	John Stockton (1984-2003)	953
6	Karl Malone (1985-2004)	952

NBA'S ALL-TIME REGULAR SEASON MINUTES PLAYED LIST		
RANK	PLAYER	POINTS
1	Kareem Abdul-Jabbar	57,446
<b>2</b>	<b>LEBRON JAMES</b>	<b>56,482</b>
3	Karl Malone	54,852

NBA'S ALL-TIME REGULAR SEASON GAMES STARTED LIST		
RANK	PLAYER	POINTS
<b>1</b>	<b>LEBRON JAMES</b>	<b>1,487</b>
2	Kareem Abdul-Jabbar	1,476
3	Karl Malone	1,471

NBA'S ALL-TIME REGULAR SEASON 3-POINTERS LIST		
RANK	PLAYER	POINTS
6	Kyle Korver	2,450
7	Klay Thompson	2,452
<b>8</b>	<b>LEBRON JAMES</b>	<b>2,406</b>



REGULAR SEASON CUMULATIVE STATISTICS

Through April 07 (45-34)LOS ANGELES LAKERS2023-24 REGULAR SEASON STATISTICS

PLAYER				-FIELD GOALS-			-3-POINT FG--			-FREE THROWS-			--REBOUNDS--			PF	DQ	STL	TO	BLK	PTS	AVG	
	G	GS	MIN	FG	FGA	PCT	FG	FGA	PCT	FT	FTA	PCT	OFF	DEF	TOT								AST
James	68	68	2390	647	1207	.536	145	351	.413	285	382	.746	56	435	491	556	77	0	80	229	37	1724	25.4
Davis	74	74	2625	689	1244	.554	28	100	.280	404	495	.816	231	705	936	258	171	1	88	152	176	1810	24.5
Russell	73	66	2375	481	1047	.459	219	523	.419	151	184	.821	28	202	230	461	149	0	67	154	34	1332	18.2
Reaves	79	54	2540	436	905	.482	144	401	.359	229	266	.861	54	290	344	441	143	1	65	170	22	1245	15.8
Hachimura	65	36	1731	346	639	.541	93	218	.427	93	128	.727	53	218	271	74	99	0	37	44	23	878	13.5
Dinwiddie (TOT)	73	52	2097	245	628	.390	120	360	.333	163	204	.799	30	169	199	354	134	0	51	89	22	773	10.6
Dinwiddie (LAL)	25	4	623	50	129	.388	31	82	.378	38	44	.864	4	37	41	66	48	0	13	27	13	169	6.8
Prince	75	49	2045	246	552	.446	137	346	.396	48	66	.727	20	204	224	118	143	0	56	70	35	677	9.0
Wood	50	1	872	123	264	.466	35	114	.307	66	94	.702	39	215	254	49	72	0	16	50	33	347	6.9
Reddish	47	26	974	91	232	.392	37	110	.336	41	54	.759	27	72	99	47	63	0	47	31	14	260	5.5
Vanderbilt	29	6	581	59	114	.518	8	27	.296	24	36	.667	41	97	138	36	43	0	36	28	5	150	5.2
Christie	65	7	940	102	240	.425	42	118	.356	36	46	.783	15	126	141	60	57	0	20	35	17	282	4.3
Hayes	67	4	831	120	167	.719	0	8	.000	50	80	.625	66	134	200	32	118	1	33	41	27	290	4.3
Mays (TOT)	36	5	430	63	158	.399	16	54	.296	13	17	.765	10	33	43	84	26	0	21	20	4	155	4.3
Mays (LAL)	15	0	74	10	20	.500	2	5	.400	0	0	---	1	5	6	9	6	0	7	2	1	22	1.5
Vincent	8	0	170	13	39	.333	2	20	.100	1	2	.500	3	4	7	18	16	0	7	4	0	29	3.6
Giles III (TOT)	22	0	98	23	50	.460	3	14	.214	7	13	.538	12	16	28	6	15	0	2	6	3	56	2.5
Giles III (LAL)	6	0	17	1	6	.167	0	3	.000	0	0	---	0	2	2	0	0	0	1	0	0	2	0.3
Hodge	7	0	41	5	15	.333	3	12	.250	1	2	.500	0	0	0	5	4	0	1	1	1	14	2.0
Hood-Schifino	21	0	109	10	45	.222	2	15	.133	12	20	.600	2	11	13	8	13	0	3	9	2	34	1.6
Castleton	14	0	56	8	13	.615	0	0	---	6	6	1.000	5	6	11	3	10	0	1	3	0	22	1.6
Windler	8	0	28	4	9	.444	4	8	.500	0	0	---	0	3	3	6	2	0	0	0	0	12	1.5
Fudge	4	0	14	1	6	.167	0	2	.000	2	2	1.000	2	0	2	0	1	0	0	1	0	4	1.0
Lewis	32	0	99	4	20	.200	1	8	.125	0	0	---	2	2	4	5	4	0	2	9	1	9	0.3
LAKERS	79		-19147	3446	6913	.498	933	2471	.378	1487	1907	.780	649	2768	3417	2252	1239	3	580	1104	441	9312	117.9
OPPONENTS	79		-19147	3512	7426	.473	1112	2992	.372	1132	1420	.797	863	2626	3489	2234	1558	15	648	1051	375	9268	117.3

PLAYER	-- SINGLE-GAME HIGHS --								----- AVERAGE PER GAME -----								----- -CAREER HIGHS (C=SET, T=TIED THIS SEASON) -							
	MIN	REB	AST	ST	TO	BL	PTS		MIN	REB	AST	STL	TO		BLK	PTS		FG	FGA	FT	FTA	REB	AST	PTS
James	48	20	14	5	8	3	40		35.1	7.2	8.2	1.18	3.4		0.54	25.4		23	36	24	28	20C	19	61
Davis	52	25	11	7	6	7	41		35.5	12.6	3.5	1.19	2.1		2.38	24.5		24	35	26	27	26	11C	59
Russell	50	9	17	5	6	3	44		32.5	3.2	6.3	0.92	2.1		0.47	18.2		19	37	11	13	11	17C	52
Reaves	48	14	14	3	5	3	32		32.2	4.4	5.6	0.82	2.2		0.28	15.8		10C	20C	16	18	16	14C	35
Hachimura	39	14	4	4	5	2	36		26.6	4.2	1.1	0.57	0.7		0.35	13.5		13T	25	7	9	14C	6	36C
Dinwiddie (TOT)	42	9	14	4	4	3	29		28.7	2.7	4.8	0.70	1.2		0.30	10.6		14	31	14	17	12	16	41
Dinwiddie (LAL)	42	7	7	3	4	3	26		24.9	1.6	2.6	0.52	1.1		0.52	6.8								
Prince	41	8	6	3	4	2	20		27.3	3.0	1.6	0.75	0.9		0.47	9.0		13	26	10	10	14	8	38
Wood	30	11	4	2	3	3	17		17.4	5.1	1.0	0.32	1.0		0.66	6.9		14	24	12	14	21	8	39
Reddish	39	7	7	5	5	3	18		20.7	2.1	1.0	1.00	0.7		0.30	5.5		11	23	8	10	8	8	34
Vanderbilt	41	9	5	4	3	1	17		20.0	4.8	1.2	1.24	1.0		0.17	5.2		10	14	7	10	19	8	21
Christie	33	8	6	2	2	2	14		14.5	2.2	0.9	0.31	0.5		0.26	4.3		6	12C	5C	6C	9	6C	14T
Hayes	34	12	3	5	3	3	19		12.4	3.0	0.5	0.49	0.6		0.40	4.3		10	16	8	12	12T	4	23
Mays (TOT)	37	5	12	2	3	2	18		11.9	1.2	2.3	0.58	0.6		0.11	4.3		9	17	5	5	11	12T	24
Mays (LAL)	16	1	2	2	1	1	12		4.9	0.4	0.6	0.47	0.1		0.07	1.5								
Vincent	35	3	6	3	2	0	9		21.3	0.9	2.3	0.88	0.5		0.00	3.6		11	20	6	7	8	10	28
Giles III (TOT)	15	6	2	1	1	1	11		4.5	1.3	0.3	0.09	0.3		0.14	2.5		10	17	5	9	12	6	23
Giles III (LAL)	5	1	0	1	0	0	2		2.8	0.3	0.0	0.17	0.0		0.00	0.3								
Hodge	10	0	3	1	1	1	5		5.9	0.0	0.7	0.14	0.1		0.14	2.0		2C	3C	1C	2C	0	3C	5C
Hood-Schifino	19	4	2	1	1	1	10		5.2	0.6	0.4	0.14	0.4		0.10	1.6		3C	6C	3C	6C	4C	2C	10C
Castleton	14	3	2	1	1	0	6		4.0	0.8	0.2	0.07	0.2		0.00	1.6		3C	3C	2C	2C	3C	2C	6C
Windler	8	1	1	0	0	0	6		3.5	0.4	0.8	0.00	0.0		0.00	1.5		5	10	4	4	10	4	15
Fudge	4	1	0	0	1	0	2		3.6	0.5	0.0	0.00	0.3		0.00	1.0		1C	3C	2C	2C	1C	0	2C
Lewis	8	1	2	2	2	1	3		3.1	0.1	0.2	0.06	0.3		0.03	0.3		1C	4C	0	0	1C	2C	3C
LAKERS	293	69	41	14	23	11	150		242.4	43.3	28.5	7.34	14.0		5.58	117.9		69	138	52	69	91	51	162
OPPONENTS	293	61	39	20	24	12	145		242.4	44.2	28.3	8.20	13.3		4.75	117.3		72	153	56	67	105	48	173

2023-24 TEAM LEADERS

	DOUBLE-FIGURE POINTS				DOUBLE-FIGURES		DOUBLE-	TRIPLE-	TEAM LEADER (tied for team lead)					
	10-19	20-29	30-39	40+	10+ REB	10+ AST	DOUBLES	DOUBLES	PTS	REB	AST	STL	BLK	MIN
Christie	7		1							1 (1)		6 (6)	5 (4)	1
Davis	14	37	16	3	62	2	62	1	31 (1)	63 (5)	4 (1)	26 (11)	59 (16)	35
Dinwiddie	5	1										4 (3)	2	
Hachimura	30	9	2		3		3		4	1 (1)		7 (2)	5 (4)	2
Hayes	8				3		2			4		7 (4)	8 (7)	
Hood-Schifino	1												1 (1)	
James	13	37	15	3	12	15	23	4	29 (2)	10 (4)	43 (4)	18 (8)	10 (9)	13
Lewis												1		
Mays	1											1 (1)	1 (1)	
Prince	32	1										8 (5)	10 (8)	5
Reaves	48	18	1		5	6	9	1	3	6 (2)	15 (5)	9 (7)	4 (2)	2
Reddish	9											10 (6)	3 (2)	
Russell	33	24	4	1		10	9		18 (2)	1 (1)	24 (4)	16 (11)	6 (4)	20
Vanderbilt	6									1		9 (5)	2 (2)	
Vincent												1 (1)		
Wood	15				5		2			2 (1)		2 (2)	8 (5)	

14	COLIN CASTLETON (Two-Way Contract)										C • 6-11 • 231 • FLORIDA • 5/25/00 • 1ST SEASON									
LAST FIVE GAMES	DATE	OPPONENT	W/L	MIN	FG	FGA	3FG	3FGA	FT	FTA	OR	DR	TOT	A	PF	ST	TO	BS	+/-	PTS
	3/31	at Brooklyn	W	05:46	0	1	0	0	0	0	0	1	1	0	3	1	1	0	-4	0
	4/2	at Toronto	W	06:06	0	1	0	0	0	0	0	0	0	0	0	0	1	0	-12	0
	4/3	at Washington	W	01:04	0	0	0	0	0	0	0	0	0	0	0	0	0	0	-8	0
	4/6	vs. Cleveland	W	01:07	0	0	0	0	0	0	1	0	1	0	0	0	0	0	0	0
	4/7	vs. Minnesota	L	02:03	1	1	0	0	2	2	0	0	0	0	0	0	0	0	6	4

#### 2023-24

Has appeared in 14 games, averaging 1.6 points in 4.1 minutes ... Made his NBA debut on 11/4 at ORL ... Scored a career-high 6 points on 3-3 field goal shooting on 12/15 at SAS ... Missed 12 games with a right wrist fracture (2/29-3/26) ... DNP-CD seven times (10/26, 10/30-11/1, 11/6, 12/13, 2/22) ... Missed 43 games (10/24, 10/29, 11/10-11/29, 12/2, 12/12, 12/18-1/11, 1/15-1/19, 1/23-2/9, 2/25-2/28) due to G League Two-Way ... Inactive three times (12/5-12/7, 2/22)

#### GAMES ACTIVE

21

(50 MAX)

#### CAREER HIGHS

PTS .....6 at SAS (12/15)  
 FG .....3 at SAS (12/15)  
 3FG .....N/A  
 FT .....2, three times, last vs. MIN (4/7)  
 OR .....2 at HOU (11/8)  
 DR .....2 at OKC (11/30)  
 TOT .....3 at OKC (11/30)  
 AST .....2 at HOU (11/8)  
 STL .....1 at BKN (3/31)  
 BLK .....N/A  
 MIN .....14 at HOU (11/8)

#### CAREER:

- Signed a two-way contract with the Lakers on July 3, 2023
- Appeared in 122 collegiate games across five seasons with Florida (2020-23) and Michigan (2018-20)
- Averaged 10.4 points, 5.6 rebounds, 1.2 assists and 1.7 blocks in college

10	MAX CHRISTIE										G • 6-5 • 190 • MICHIGAN STATE • 2/10/03 • 2ND SEASON									
LAST FIVE GAMES	DATE	OPPONENT	W/L	MIN	FG	FGA	3FG	3FGA	FT	FTA	OR	DR	TOT	A	PF	ST	TO	BS	+/-	PTS
	3/31	at Brooklyn	W	02:57	0	2	0	2	0	0	0	0	0	0	0	1	0	0	-4	0
	4/2	at Toronto	W	20:10	5	10	2	4	0	0	2	5	7	3	1	2	0	1	8	12
	4/3	at Washington	W	04:15	0	3	0	1	0	0	0	0	0	0	0	0	0	0	-3	0
	4/6	vs. Cleveland	W	01:33	0	1	0	1	0	0	0	0	0	1	0	0	0	0	3	0
	4/7	vs. Minnesota	L	05:10	0	1	0	1	2	2	0	1	1	1	0	0	0	0	-1	2

#### 2023-24

Has appeared in 65 games (seven starts), averaging 4.3 points and 2.2 rebounds in 14.5 minutes ... Scored in double figures seven times ... Led the team in rebounding once, steals six times and blocks five times ... Tied his career high with 14 points twice this season, including a performance of 5-12 FG and 2-2 FT to go with five rebounds on 1/3 vs. MIA ... Tallied a career-high six assists on 2/22 at GSW ... Had a career-high two blocks on 12/28 vs. CHA ... DNP-CD 11 times (10/26-10/30, 11/10, 11/19, 12/18, 12/21-12/25, 12/30, 3/2) ... Missed three games due to a right ankle sprain (2/9-2/14)

#### CAREER:

- Named to the NBA 2K24 All-Summer League Second Team
- Drafted by the Lakers with the 35th overall pick in the 2022 NBA Draft
- In his one year at Michigan State, he appeared in 35 games (35 starts), averaging 9.3 points, 3.5 rebounds and 1.5 assists
- Big Ten All-Freshman honoree (2022)

#### 2023-24 HIGHS

14, twice, last vs. PHX (1/11) .....PTS ...14, 3 times, last vs. PHX (1/11/24)  
 5, 3 times, last at TOR (4/2) ..... FG .....6 at DEN (1/9/23)  
 3 vs. HOU (12/2) ..... 3FG .....3 vs. HOU (12/2/23)  
 5, twice, last vs. PHX (1/11) ..... FT .....5 at DET (11/29/23)  
 2, 3 times, last at TOR (4/2) ..... OR .....2, 5 times, last at TOR (2/4/24)  
 7, 4 times, last vs. PHX (1/11) ..... DR .....9 vs. BKN (11/13/22)  
 8 at HOU (11/8) ..... TOT .....9 vs. BKN (11/13/22)  
 6 at GSW (2/22) ..... AST .....6 at GSW (2/22/24)  
 2, 3 times, last at TOR (4/2) ..... STL .....2, 5 times, last at TOR (4/2/24)  
 2, 3 times, last at NYK (2/3) ..... BLK .....2, 3 times, last at NYK (2/3/24)  
 33 at CLE (11/25) ..... MIN .....33 at CLE (11/25/23)

3				ANTHONY DAVIS										F • 6-10 • 253 • KENTUCKY • 3/11/93 • 12TH SEASON									
LAST FIVE GAMES	DATE	OPPONENT	W/L	MIN	FG	FGA	3FG	3FGA	FT	FTA	OR	DR	TOT	A	PF	ST	TO	BS	+/-	PTS			
	3/31	at Brooklyn	W	35:03	9	12	1	3	5	6	1	13	14	0	3	0	4	3	18	24			
	4/2	at Toronto	W	27:31	10	20	0	4	1	4	2	10	12	1	3	0	5	0	14	21			
	4/3	at Washington	W	38:08	10	17	0	1	15	15	3	15	18	1	1	2	2	3	29	35			
	4/6	vs. Cleveland	W	36:19	7	11	1	1	7	9	4	9	13	4	2	3	0	6	8	22			
	4/7	vs. Minnesota	L	12:00	2	6	0	0	0	0	3	1	4	3	2	2	1	0	4	4			

**2023-24**  
Has appeared in 74 games (74 starts), averaging 24.5 points, 12.6 rebounds, 3.5 assists, 1.2 steals and 2.4 blocks in 35.5 minutes ... Led the team in scoring 31 times, rebounds 63 times, assists four times, steals 26 times and blocks 59 times ... Scored in double figures 70 times, including 56 games with 20+ points, 19 games with 30+ points and three games with 40+ points ... Tallied 61 double-doubles, including two tripe-doubles ... Recorded double-digit rebounds 61 times, including two games with 20+ rebounds ... Had double-digit assists twice ... Tallied 27 points, a season-high 25 rebounds, including a career-high-tying 10 offensive rebounds, five assists, a career-high seven steals and three blocks on 3/10 vs. MIN ... Dropped a season-high 41 points (13-17 FG, 2-2 3FG, 13-14 FT) to go with 11 rebounds, six assists and one block in 40 minutes in a home victory vs. TOR (1/9) ... Scored a then-season-high 40 points (15-26 FG, 2-4 3FG, 8-10 FT) to go with 13 rebounds, four assists and one block on Christmas Day vs. Boston ... Had 37 points (15-21 FG, 1-2 3FG, 6-10 FT) to go with 11 rebounds and two blocks in 37 minutes at Dallas on 12/12 ... Tied his then-season-high the next day (12/13) at San Antonio with 37 points on 13-23 field goal shooting, including 2-3 from 3-point range and 9-12 from the line ... Named NBA Western Conference Player of the Week on March 25 ... Missed two games due to left adductor/hip spasm (11/8, 12/15), two games due to bilateral Achilles tendinopathy & left hip spasm (1/30-2/1) and one game due to left knee hyperextension



2023-24 HIGHS										CAREER HIGHS									
41 vs. TOR (1/9) ..... PTS .....										59 at DET (2/21/16)									
15, twice, last vs. BOS (12/25) ..... FG .....										24 at DET (2/21/16)									
3, twice, last at MIL (3/26) ..... 3FG .....										4, 12 times, last at MEM (1/5/21)									
15 at WAS (4/3) ..... FT .....										26 vs. MEM (10/29/19)									
10 vs. MIN (3/10) ..... OR .....										10, twice, last vs. MIN (3/10/24)									
17 vs. ORL (10/30) ..... DR .....										21 at BKN (1/2/19)									
25 vs. MIN (3/10) ..... TOT .....										26 at BKN (1/2/19)									
11* at CHA (2/5) ..... AST .....										11 at UTA (1/13/24)									
7 vs. MIN (3/10) ..... STL .....										7 vs. MIN (3/10/24)									
7 at ORL (11/4) ..... BLK .....										10 vs. UTA (3/11/18)									
52 at MIL (11/1) ..... MIN .....										52 at MIL (3/26/24)									

**CAREER:**  
 • Signed a contract extension with Los Angeles on Aug. 6, 2023  
 • One-time NBA Champion (2020)  
 • Four-time All-NBA First Team selection and nine-time NBA All-Star  
 • Four-time All-Defensive Team selection (two First Team honors)  
 • Named to the NBA's 75th Anniversary Team  
 • Three-time NBA blocks leader  
 • Named to NBA In-Season All-Tournament Team  
 • Appeared in 40 games (40 starts) in one season at the University of Kentucky, averaging 14.2 points, 10.4 rebounds, 1.3 assists, 1.4 steals and 4.7 blocks, earning NCAA Tournament Most Outstanding Player honors as well as AP Player of the Year

26				SPENCER DINWIDDIE										G • 6-5 • 215 • COLORADO • 4/6/93 • 10TH SEASON									
LAST FIVE GAMES	DATE	OPPONENT	W/L	MIN	FG	FGA	3FG	3FGA	FT	FTA	OR	DR	TOT	A	PF	ST	TO	BS	+/-	PTS			
	3/31	at Brooklyn	W	21:11	0	2	0	2	0	0	1	1	2	2	1	0	3	1	1	0			
	4/2	at Toronto	W	24:58	3	6	3	6	0	0	0	1	1	1	3	1	0	3	20	9			
	4/3	at Washington	W	19:09	1	4	0	3	2	2	0	2	2	1	1	0	1	0	8	4			
	4/6	vs. Cleveland	W	25:03	2	5	2	4	0	0	0	2	2	2	0	3	0	0	11	6			
	4/7	vs. Minnesota	L	35:35	4	7	3	5	7	7	1	4	5	7	2	0	2	0	-2	18			

**2023-24**  
**(Los Angeles)** Appeared in 25 games (four starts), averaging 6.8 points, 1.6 rebounds and 2.6 assists in 24.9 minutes ... Led the team in steals five times ... Led team in blocks three times ... Scored in double figures five times, including one game with 20+ points ... Scored a Lakers season-high 26 points on 8-11 FG shooting to go with two rebounds, five assists, one steal and two blocks in a home win vs. IND on 3/24 ... **(Brooklyn Nets):** Appeared in 48 games (all starts), posting averages of 12.6 points, 3.3 rebounds and 6.0 assists in 30.7 minutes ... Scored a season-high 29 points with 10 made field goals on 11/14 vs. ORL ... Inactive twice (11/1, 12/27)

**CAREER:**  
 • In 514 career NBA games (311 starts) prior to LA across nine-plus seasons with Brooklyn (2022-24, 2016-21), Dallas (2022-23), Washington (2021-22) and Detroit (2014-16), the 30-year-old owned career averages of 13.6 points, 3.1 rebounds and 5.3 assists in 28.0 minutes  
 • Has competed in 28 career NBA Playoff contests (seven starts) with the Nets (2023, 2019), Mavericks (2022) and Pistons (2016), averaging 14.1 points, 2.5 rebounds and 3.6 assists in 28.3 minutes while shooting 42.5 percent from the field, 40.6 percent from 3-point range and 77.7 percent from the foul line  
 • Originally selected with the 38th overall pick in the 2014 NBA Draft by the Detroit Pistons following three collegiate seasons (2011-14) at the University of Colorado  
 • A graduate of Los Angeles' William Howard Taft High School, Dinwiddie was named the John R. Wooden California High School Player of the Year in 2011

2023-24 HIGHS										CAREER HIGHS									
29 vs. ORL (11/14) ..... PTS .....										41 vs. SAS (12/19/19)									
10 vs. ORL (11/14) ..... FG .....										14 vs. SAS (12/19/19)									
6 at DAL (10/27) ..... 3FG .....										7, twice, last at WAS (11/10/22)									
10 vs. TOR (11/28) ..... FT .....										14, twice, last vs. CHI (3/8/20)									
3 at OKC (12/31) ..... OR .....										5 at PHI (2/2/22)									
8 vs. TOR (11/28) ..... DR .....										10 at ORL (11/13/21)									
9 vs. TOR (11/28) ..... TOT .....										12 at PHI (2/2/22)									
14 at GSW (12/16) ..... AST .....										16, twice, at DET (4/5/23)									
4, twice, last vs. WAS (12/8) ..... STL .....										4, 4 times, last vs. WAS (12/8/23)									
3 at TOR (4/2) ..... BLK .....										3, 3 times, last at TOR (4/2/24)									
42, twice, last at MIL (3/26) ..... MIN .....										51 at LAL (1/12/23)									

20

HARRY GILES III (Two-Way Contract)

F/C • 6-10 • 240 • DUKE • 4/22/98 • 4TH SEASON

LAST FIVE GAMES	DATE	OPPONENT	W/L	MIN	FG	FGA	3FG	3FGA	FT	FTA	OR	DR	TOT	A	PF	ST	TO	BS	+/-	PTS
	3/31	at Brooklyn	W	Inactive																
	4/2	at Toronto	W	Inactive																
	4/3	at Washington	W	Inactive																
	4/6	vs. Cleveland	W	Inactive																
	4/7	vs, Minnesota	L	Inactive																

**2023-24**  
(Los Angeles) Has appeared in six games, averaging 2.8 minutes ... Led team in steals once ... DNP-CD five times (3/8, 3/16, 3/22-3/26) ... Inactive six times (3/29-4/7)... **(Brooklyn Nets):** Appeared in 16 games this season for Brooklyn, averaging 3.4 points and 1.6 rebounds in 5.1 minutes per game

**CAREER:**

- Signed a Two-Way contract with the Lakers on March 2, 2024
- Selected 20th overall by Portland in the 2017 NBA Draft before being traded to Sacramento on draft night; signed as a free agent with Brooklyn on 9/6/23
- Over three seasons with the Kings (2018-20) and Trail Blazers (2020-21), averaged 5.9 points, 3.8 rebounds and 1.2 assists in 12.9 minutes over 142 contests (17 starts)
- Appeared in the postseason with Portland during a 2021 first round matchup against Denver
- A Winston-Salem, N.C., native, spent one season (2016-17) at Duke University where he appeared in 26 games (six starts) and helped lead the Blue Devils to an ACC Tournament Championship

2023-24 HIGHS	CAREER HIGHS
11 at DEN (12/14) ..... PTS .....	23 at SAC (8/2/20)
4, twice, last at DEN (12/14) ..... FG .....	10 vs. ATL (1/30/19)
1, 3 times, last at PHI (2/3) ..... 3FG .....	3 vs. OKC (4/3/21)
3 at DEN (12/14) ..... FT .....5, 5 times, last at ORL (8/2/20)	
3 at DEN (12/14) ..... OR .....5 at PHI (2/4/21)	
3 at DEN (12/14) ..... DR ..... 11 at LAC (2/22/20)	
6 at DEN (12/14) ..... TOT .....12, twice, last at LAC (2/22/20)	
2 at PHI (2/3) ..... AST ..... 6, twice, last at CHI (1/24/20)	
1 at DEN (12/14) ..... STL ..... 4 vs. UTA (11/25/18)	
1, 3 times, last at NOP (1/2) ..... BLK .....3, twice, last vs. CHI (3/17/19)	
15 at DEN (12/14) ..... MIN .....	32 at LAC (2/22/20)

28

RUI HACHIMURA

F • 6-8 • 230 • GONZAGA • 2/8/98 • 5TH SEASON

LAST FIVE GAMES	DATE	OPPONENT	W/L	MIN	FG	FGA	3FG	3FGA	FT	FTA	OR	DR	TOT	A	PF	ST	TO	BS	+/-	PTS
	3/31	at Brooklyn	W	37:23	8	12	1	4	3	4	2	8	10	4	3	0	0	1	9	20
	4/2	at Toronto	W	25:53	6	9	2	4	0	0	1	3	4	4	1	1	0	0	6	14
	4/3	at Washington	W	27:28	9	12	1	2	0	1	2	5	7	1	2	0	2	1	21	19
	4/6	vs. Cleveland	W	27:07	3	9	1	5	0	2	0	5	5	0	0	0	1	1	-7	7
	4/7	vs. Minnesota	L	36:00	11	17	4	5	4	4	2	4	6	1	3	0	0	0	1	30

**2023-24**  
Has appeared in 65 games (34 starts), averaging 13.5 points, 4.2 rebounds and 1.1 assists in 26.6 minutes ... Scored in double figures 42 times, including 12 games with 20+ points and three games with 30+ points ... Led the team in scoring four times, rebounds once, steals seven times and blocks five times ... Recorded two double-doubles ... Tallied 10+ rebounds in two games ... Dropped a career-high 36 points (13-19 FG, 6-8 3FG, 4-5 FT) to go with two rebounds, one assist and one block in 34 minutes at Utah on 2/14 ... Had a career-high four steals on 11/10 at PHX ... Missed one game to due a left eye contusion (10/30), three games due to concussion protocol (11/1-11/6), four games due to a nasal fracture (11/25-11/30) and five games due to a left calf strain (1/3-1/11) ... DNP-CD once (12/2)

**CAREER:**

- Re-signed with the Lakers on July 6, 2023
- Originally acquired by Los Angeles on Jan. 23, 2023 via trade from Washington in exchange for Kendrick Nunn and three second-round picks
- Has appeared in 275 career games (163 starts) with Los Angeles and Washington
- Named 2019 West Coast Conference Player of the Year at Gonzaga, averaging 19.7 points and 6.5 rebounds during his junior season

2023-24 HIGHS	CAREER HIGHS
36 at UTA (2/14) ..... PTS .....	36 at UTA (2/14/24)
13, twice, last vs. SAC (3/6) ..... FG .....	13, 4 times, last vs. UTA (3/6/24)
7 at MEM (3/27) ..... 3FG .....	7 at MEM (3/26/24)
6, twice, last at HOU (1/29) ..... FT ...7, 4 times, last vs. PHX (12/28/22)	
4 at MIL (3/26) ..... OR .....4, 8 times, last at MIL (3/26/24)	
10, twice, last at MEM (3/27) ..... DR .....	11 vs. MIL (3/13/21)
14 at MIL (3/26) ..... TOT .....	14 at MIL (3/26/24)
4, 3 times, last at TOR (4/2) ..... AST .....	6 vs. IND (8/3/20)
4 at PHX (11/10) ..... STL .....	4 at PHX (11/10/23)
2, three times, last at MEM (3/27) .. BLK .....	3, twice, last at HOU (4/2/23)
39 at MIL (3/26) ..... MIN .....	46 vs. MIL (2/24/20)



11 JAXSON HAYES				C • 7-0 • 217 • TEXAS • 5/23/00 • 5TH SEASON																
LAST FIVE GAMES	DATE	OPPONENT	W/L	MIN	FG	FGA	3FG	3FGA	FT	FTA	OR	DR	TOT	A	PF	ST	TO	BS	+/-	PTS
	3/31	at Brooklyn	W	DND - left calf contusion																
	4/2	at Toronto	W	18:33	3	5	0	0	1	1	4	3	7	2	4	0	1	0	6	7
	4/3	at Washington	W	09:52	1	1	0	0	1	2	0	0	0	2	1	0	1	0	-24	3
	4/6	vs. Cleveland	W	11:41	2	2	0	0	0	0	1	2	3	0	2	1	1	2	11	4
	4/7	vs. Minnesota	L	32:36	8	9	0	0	3	5	2	8	10	0	3	5	3	1	-14	19

2023-24	2023-24 HIGHS	CAREER HIGHS
Has appeared in 67 games (four starts), averaging 4.3 points and 3.0 rebounds in 12.5 minutes ... Scored in double figures eight times ... Recorded two double-doubles ... Posted 10+ rebounds three times ... Led the team in rebounds four times, steals seven times and blocks eight times ... Tallied a career-high five steals on 4/7 vs. MIN ... Missed two games due to a left ankle sprain (11/6-11/8), one game due to left elbow soreness (11/30) and one game due to a left calf contusion (3/31) ... DNP-CD eight times (12/30, 1/5-1/9, 1/13-1/15, 1/25-1/27)	19 vs. MIN (4/7) .....PTS..... 23, twice, last at SAC (4/5/22) 8 vs. MIN (4/7).....FG.....10 at SAC (4/5/22) N/A .....3FG.....3, 3 times, last at SAS (3/18/22) 4, 3 times, last vs. MIL (3/8).....FT ..... 8 vs. LAC (1/18/20) 6 at BOS (2/1) .....OR ..... 7 at LAC (4/3/22) 10 vs. GSW (3/16) .....DR.....10 vs. GSW (3/16/24) 12 vs. GSW (3/16) .....TOT 12, 4 times, last vs. GSW (3/16/24) 3 at NYK (2/3) .....AST.. 4, 3 times, last at OKC (12/23/22) 5 vs. MIN (4/7) .....STL .....5 vs. MIN (4/7/24) 3 vs. MEM (11/14) .....BLK .....6 at CHA (5/9/21) 34 at BOS (2/1) .....MIN..... 38, twice, last at NOP (3/21/22)	
<b>CAREER:</b>		
• Signed with the Lakers on July 6, 2022		
• Drafted by the Atlanta Hawks with the 8th overall pick in the 2019 NBA Draft and traded to the Pelicans on July 6, 2019		
• Appeared in 242 career games (47 starts) across four seasons with the New Orleans Pelicans		
• Averaged 10.0 points, 5.0 rebounds and 2.2 blocks in 32 games (all starts) at the University of Texas, earning All-Big 12 Team honors, Big 12 All-Defense Team, Big 12 All-Freshman Team and Big 12 Rookie of the Year		


0				JALEN HOOD-SCHIFINO																	G • 6-6 • 215 • INDIANA • 6/19/03 • 1ST SEASON										
LAST FIVE GAMES	DATE	OPPONENT	W/L	MIN	FG	FGA	3FG	3FGA	FT	FTA	OR	DR	TOT	A	PF	ST	TO	BS	+/-	PTS											
	3/31	at Brooklyn	W	Inactive - lumbar disc surgery																											
	4/2	at Toronto	W	Inactive - lumbar disc surgery																											
	4/3	at Washington	W	Inactive - lumbar disc surgery																											
	4/6	vs. Cleveland	W	Inactive - lumbar disc surgery																											
	4/7	vs. Minnesota	L	Inactive - lumbar disc surgery																											

2023-24	CAREER HIGHS
Has appeared in 21 games, averaging 1.6 points in 5.2 minutes ... Made his season debut on 11/27 at PHI ... Scored in double figures once ... Led the team in blocks once ... Missed 13 games (10/24-11/17) due to a right patella contusion, six games due to low back spasm (12/12-12/21) and 10 games due to lumbar disc surgery (3/22-4/7) ... DND (right patella contusion) two times (11/19-11/21) ... Missed nine games due to G League Assignment (1/15-1/17, 2/14, 2/25-3/2, 3/13-3/18) ... DNP-CD 17 times (11/22-11/25, 12/5, 12/23-12/25, 12/30, 1/5-1/9, 1/13, 1/25-1/27, 2/3-2/8, 3/8-3/10)	PTS ..... 10 at DET (11/29) FG .....3 at DET (11/29) 3FG..... 1, twice, last at GSW (2/22) FT .....3 at DET (11/29) OR ..... 1, twice, last vs. MIA (1/3) DR.....3 vs. NOP (12/7) TOT ..... 4 vs. NOP (12/7) AST ..... 2 at PHI (11/27) STL.....1, 3 times, last vs. POR (1/21) BLK ..... 1, twice, last at HOU (1/29) MIN ..... 19 at OKC (11/30)
<b>CAREER:</b>	
• Drafted by the Lakers with the 17th overall pick in the 2023 NBA Draft	
• Appeared in 32 games (32 starts) in one season at the University of Indiana, averaging 13.5 points, 4.1 rebounds and 3.7 assists and earning 2022-23 All-Big Ten, Big Ten All-Freshman and 2022-23 Big Ten Rookie of the Year honors	

23		LEBRON JAMES		F • 6-9 • 250 • ST. VINCENT-ST. MARY (OH) • 12/30/84 • 21ST SEASON																
LAST FIVE GAMES	DATE	OPPONENT	W/L	MIN	FG	FGA	3FG	3FGA	FT	FTA	OR	DR	TOT	A	PF	ST	TO	BS	+/-	PTS
	3/31	at Brooklyn	W	37:12	13	17	9	10	5	6	1	6	7	5	0	0	4	0	22	40
	4/2	at Toronto	W	28:47	10	12	1	1	2	5	0	4	4	9	0	0	1	0	13	23
	4/3	at Washington	W	36:11	9	18	0	1	7	9	2	5	7	9	2	3	4	0	9	25
	4/6	vs. Cleveland	W	35:54	10	18	1	5	3	5	0	5	5	12	1	1	5	1	10	24
	4/7	vs. Minnesota	L	Inactive - flu-like symptoms																

### 2023-24

Has appeared in 68 games (68 starts), averaging 25.4 points, 7.2 rebounds, 8.2 assists and 1.2 steals in 35.1 minutes ... Led the team in scoring 29 times, rebounds 10 times, assists 43 times, steals 18 times and blocks 10 times ... Scored in double figures 68 times, including 55 games with 20+ points, 18 games with 30+ points and three games with 40+ points ... Holds an NBA-record double-digit scoring streak that stands at 1,219 regular season games ... Recorded 24 double-doubles, including four triple-doubles ... Tallied 10+ rebounds in 11 games and 10+ assists in 15 games ... Scored a season-high 40 points (13-20 FG, 5-5 3FG, 9-9 FT) to go with seven rebounds, seven assists, two steals and two blocks in 37 minutes on 12/23 at OKC ... Tallied his third triple-double of the season on 1/27 at GSW with 36 points (14-25 FG, 2-4 3FG, 6-6 FT), 20 rebounds and 12 assists, becoming the oldest player in NBA history to have 30 points and 20 rebounds in a game ... With a triple-double on 11/15 vs. SAC, James passed Jason Kidd for fifth most triple-doubles in NBA history (108) ... James became the only player to record a triple-double in their 21st season in NBA history ... With the game on 10/30 vs. Orlando, James moved to 8th place in the NBA's all-time regular season games played list with 1,425 ... Missed two games with a left calf contusion (11/12, 12/13), one game due to flu-like symptoms (4/7) and eight games with left ankle peroneal tendinopathy (12/21, 1/13, 1/23, 2/1, 2/14-2/22, 3/8, 3/26)



2023-24 HIGHS	CAREER HIGHS
40, three times, last at BKN (3/31). PTS.....	61 vs. CHA (3/3/14)
15 vs. GSW (3/16) .....FG.....	23 at WAS (11/3/17)
9 at BKN (3/31) .....3FG.....	9, twice, last at BKN (3/31/24)
10 vs. SAC (3/6).....FT.....	24 at MIA (3/12/06)
5 vs. BKN (1/19) .....OR.....	7, twice, last at CLE (3/20/13)
19 at GSW (1/27) .....DR.....	19 at GSW (1/27/24)
20 at GSW (1/27) .....TOT.....	20 at GSW (1/27/24)
14, twice, last vs. NOP (2/9).....AST.....	19, twice, last vs. ORL (1/15/20)
5, twice, last vs. MEM (1/5) .....STL.....	7 at MEM (12/13/04)
3 at MIA (11/6) .....BLK.....	5, twice, last vs. CHI (3/16/04)
48 at GSW (1/27) .....MIN.....	55 vs. MEM (11/29/03)

### CAREER:

- NBA's all-time leading scorer
- Four-time NBA Champion and NBA Finals MVP (2012, 2013, 2016, 2020)
- Four-time NBA Most Valuable Player (2009, 2010, 2012, 2013)
- Named to the NBA's 75th Anniversary Team
- 18-time All-NBA honoree, including 13 First Team selections
- 20-time NBA All-Star and 3-time All-Star Game MVP
- Named NBA In-Season Tournament MVP and earned In-Season All-Tournament Team honors after averaging 26.4 points, 8.0 rebounds, and 7.6 as-
- ists in seven games
- Christmas Day career leader in points (460) and games played (17) and the co-leader in victories with Dwyane Wade (10 each)
- Two-time Olympic gold medal winner with Team USA
- 2003 NBA Rookie of the Year

21				MAXWELL LEWIS				F • 6-7 • 205 • PEPPERDINE • 7/27/02 • 1ST SEASON															
LAST FIVE GAMES	DATE	OPPONENT	W/L	MIN	FG	FGA	3FG	3FGA	FT	FTA	OR	DR	TOT	A	PF	ST	TO	BS	+/-	PTS			
	3/31	at Brooklyn	W	2:57	0	1	0	1	0	0	0	0	0	0	0	0	1	1	-4	0			
	4/2	at Toronto	W	6:06	1	4	0	1	0	0	1	0	1	0	0	0	0	0	-12	2			
	4/3	at Washington	W	01:04	0	0	0	0	0	0	0	0	0	0	0	0	1	0	-8	0			
	6/4	vs. Cleveland	W	01:33	0	0	0	0	0	0	0	0	0	0	0	0	0	0	3	0			
	4/7	vs. Minnesota	L	02:03	0	1	0	1	0	0	0	0	0	0	0	0	0	0	6	0			

### 2023-24

Has appeared in 31 games, averaging 3.1 minutes per game ... Made his NBA debut on 10/24 at DEN ... Led the team in steals once ... DNP-CD 25 times (10/26, 10/29-11/1, 11/6, 11/10-11/12, 11/22-11/25, 12/5, 12/18, 12/21-12/25, 1/5-1/9, 1/27, 2/3-2/9, 3/8, 3/16, 3/24-3/26) ... Missed one game due to left knee soreness (1/11) ... Missed one game due to a non-COVID illness (1/25) ... Missed 19 games due to G League Assignment (11/19-11/21 12/12-12/15, 12/28-1/3, 1/13-1/17, 2/14-2/22, 2/25-3/2, 3/22)

### CAREER:

- Acquired by the Lakers as part of a four-team trade on June 22, 2023, after being drafted by the Denver Nuggets with the 40th overall pick in the 2023 NBA Draft
- Appeared in 52 games across two seasons at Pepperdine (2021-23)
- Averaged 14.6 points, 4.7 rebounds and 2.2 assists in 26.6 minutes in college

### CAREER HIGHS

PTS .....3 vs. NOP (12/7)

FG..... 1, 4 times, last at TOR (4/2)

3FG.....1 vs. NOP (12/7)

FT.....N/A

OR..... 1, twice, last at TOR (4/2)

DR..... 1,, twice, last vs. NOP (12/7)

TOT..... 1, 5 times, last at TOR (4/2)

AST.....2, twice, last vs. ATL (3/18)

STL..... 2 at DET (11/29)

BLK ..... 1 at BKN (3/31)

MIN ..... 8 at HOU (11/8)

4	SKYLAR MAYS (Two-Way Contract)										G • 6-4 • 205 • LSU • 9/5/97 • 4TH SEASON									
LAST FIVE GAMES	DATE	OPPONENT	W/L	MIN	FG	FGA	3FG	3FGA	FT	FTA	OR	DR	TOT	A	PF	ST	TO	BS	+/-	PTS
	3/31	at Brooklyn	W	Inactive																
	4/2	at Toronto	W	Inactive																
	4/3	at Washington	W	Inactive																
	4/6	vs. Cleveland	W	Inactive																
	4/7	vs. Minnesota	L	02:03	0	0	0	0	0	0	0	0	0	0	0	1	0	0	6	0

2023-24	GAMES ACTIVE	2023-24 HIGHS	CAREER HIGHS
<b>(Los Angeles Lakers):</b> Has appeared in 15 games, averaging 1.5 points in 4.9 minutes ... Scored in double figures once ... Led the team in steals once and blocks once ... DNP-CD eight times (1/9, 1/15, 2/5, 2/28-2/19, 3/2, 3/8, 3/16, 3/22) ... Missed one game due to G League Two-Way (1/23) ... Inactive 16 times (1/19-1/21, 1/25-1/29, 2/3, 2/13, 2/23, 3/4-3/6, 3/26, 3/29-4/6) ... <b>(Portland Trail Blazers):</b> Appeared in 21 games (five starts), averaging 6.3 points, 1.8 rebounds and 3.6 assists in 17.0 minutes ... Scored in double figures six times ... Had 10+ assists three times ... Recorded two double-doubles ... Posted 15 points and a career-high tying 12 assists at the Lakers on Nov. 12, marking the first time he has recorded consecutive double-doubles in his career after finishing with 18 points and 11 rebounds at Sacramento on Nov. 8	<div>49</div> <div>(50 MAX)</div>	18 at SAC (11/8).....PTS.....24 at MEM (4/4/23) 8 at SAC (11/8) .....FG.....9 at MEM (4/4/23) 3 vs. LAL (11/17).....3FG.....4, 3 times, last at MEM (4/4/23) 3 vs. CLE (11/15).....FT .....5 vs. GSW (4/9/23) 3 vs. LAL (11/17).....OR .....4 at PHI (12/23/21) 5 at UTA (11/14).....DR.....7, twice, last at MEM (4/4/23) 5, 3 times, last at DAL (1/3) .....TOT.....11 at PHI (12/23/21) 12 at LAL (11/12).....AST.....12, twice, last at LAL (11/12/23) 2, 5 times, last vs. ATL (3/18) .....STL.....3 vs. GSW (4/9/23) 2 at UTA (11/14).....BLK.....2, twice, last at UTA (11/14/23) 37 at SAC (11/8) .....MIN.....41 vs. GSW (4/9/23)	

CAREER:
<ul style="list-style-type: none"> <li>• Signed a Two-Way contract with the Lakers on Jan. 8, 2024</li> <li>• In three-plus campaigns prior to LA with Portland (2022-24) and Atlanta (2020-22), the Louisiana native played in 88 career NBA contests (16 starts) and averaged 4.9 points, 1.3 rebounds and 2.0 assists in 11.8 minutes</li> <li>• Competing in the NBA G League with Mexico City (2022-23), Delaware (2022-23) and College Park (2021-22), Mays owns career averages of 14.4 points, 3.8 rebounds and 5.1 assists in 27.8 minutes per game in 30 total contests (15 starts)</li> <li>• 50th overall pick in the 2020 NBA Draft by the Hawks following four collegiate seasons (2016-20) at LSU, where he was named First-Team All-SEC as a senior and Second-Team All-SEC as a junior with the Tigers</li> </ul>

12	TAUREAN PRINCE										F • 6-6 • 216 • BAYLOR • 3/22/94 • 8TH SEASON									
LAST FIVE GAMES	DATE	OPPONENT	W/L	MIN	FG	FGA	3FG	3FGA	FT	FTA	OR	DR	TOT	A	PF	ST	TO	BS	+/-	PTS
	3/31	at Brooklyn	W	14:56	0	2	0	1	0	0	0	2	2	0	0	0	0	0	-5	0
	4/2	at Toronto	W	24:11	3	8	2	2	0	0	2	3	5	5	2	2	1	1	13	8
	4/3	at Washington	W	15:54	2	4	1	3	0	0	1	6	7	1	1	1	1	0	-8	5
	4/6	vs. Cleveland	W	20:53	7	9	4	5	0	0	0	4	4	1	1	1	1	0	26	18
	4/7	vs. Minnesota	L	24:48	2	5	0	2	2	2	1	2	3	2	0	0	4	1	-22	6

2023-24	2023-24 HIGHS	CAREER HIGHS
Has appeared in 75 games (49 starts), averaging 9.0 points, 3.0 rebounds and 1.6 assists in 27.3 minutes ... Scored in double figures 33 times, including one game with 20+ points ... Led the team in steals eight times and blocks 10 times ... Played a career-high 41 minutes on 10/29 at Sacramento ... Missed two games due to left patellar tendonitis (11/1-11/4), one game due to left knee soreness (1/21) and one game due to personal reasons (3/22)	20 at SAC (10/29).....PTS.....38, twice, last at MIL (3/17/18) 7, twice, last vs. CLE (4/6).....FG.....13 at MIL (3/17/18) 5, 4 times, last vs. BOS (12/25) .....3FG.....8 at NYK (3/20/23) 3, 4 times, last vs. NOP (2/9).....FT .....10 at CLE (11/13/22) 3 vs. HOU (11/19).....OR .....6 vs. WAS (12/27/17) 8 at BOS (2/1) .....DR.....12 at MIN (12/30/19) 8 at BOS (2/1) .....TOT .....14 at MIN (12/30/19) 6 at CLE (11/25) .....AST.....8, twice, last vs. ORL (4/1/18) 3, 3 times, last at MIN (12/30).....STL.....4, 5 times, last at SAC (2/8/22) 2, 5 times, last vs. SAC (3/6).....BLK.....4 vs. MEM (3/16/17) 41 at SAC (10/29).....MIN.....41 at SAC (10/29/23)	

CAREER:
<ul style="list-style-type: none"> <li>• Signed with the Lakers on July 6, 2023</li> <li>• Has appeared in 499 career games (272 starts) with LA, Atlanta, Brooklyn, Cleveland &amp; Minnesota</li> <li>• Selected by the Atlanta Hawks with the 12th pick in the 2016 NBA Draft out of Baylor</li> <li>• Appeared in 129 career games (42 starts) at Baylor, earning All-Big 12 Team honors twice and the Big 12 6th Man of the Year Award for the 2014-15 season</li> <li>• Averaged 10.2 points, 4.2 rebounds and 1.1 assists in four collegiate seasons</li> </ul>

15				AUSTIN REAVES																	G • 6-5 • 206 • OKLAHOMA • 5/29/98 • 3RD SEASON																
LAST FIVE GAMES	DATE	OPPONENT	W/L	MIN	FG	FGA	3FG	3FGA	FT	FTA	OR	DR	TOT	A	PF	ST	TO	BS	+/-	PTS																	
	3/31	at Brooklyn	W	34:38	5	11	0	4	2	2	1	6	7	6	0	1	1	0	26	12																	
	4/2	at Toronto	W	25:12	2	9	1	5	2	2	1	3	4	6	2	0	1	3	6	7																	
	4/3	at Washington	W	35:02	7	15	2	6	0	0	2	2	4	4	1	2	1	0	7	16																	
	4/6	vs. Cleveland	W	33:29	3	6	1	4	0	0	0	2	2	6	3	1	3	0	-6	7																	
	4/7	vs. Minnesota	L	35:02	4	14	2	8	4	6	0	3	3	2	3	1	4	0	-17	14																	

2023-24

Has appeared in 79 games (54 starts), averaging 15.8 points, 4.4 rebounds and 5.6 assists in 32.2 minutes ... Scored in double figures 65 times, including 19 games with 20+ points and one game with 30+ points ... Recorded nine double-doubles, including one triple-double, five games of 10+ rebounds and six games with 10+ asssists ... Led the team in points three times, rebounds six times, assists 15 times, steals nine times and blocks three times ... Scored a season-high 32 points (10-18 FG, 7-19 3FG, 5-7 FT) to go with two rebounds and three assists in 35 minutes in a win at BOS on 2/1 ... Dished out a career-high 14 assists on 3/2 vs. DEN ... Dropped a then-season-high 28 points (10-19 FG, 3-8 3FG, 5-7 FT) to go with six assists and two steals in 32 minutes at ATL on 1/30 ... Has not missed a game this season

2023-24 HIGHS	CAREER HIGHS
32 at BOS (2/1) .....	PTS.....35 vs. ORL (3/19/23)
10, 4 times, last at MIL (3/26) .....	FG.... 10, 4 times, last at MIL (3/26/24)
7, twice, last at SAC (3/13) .....	3FG..... 7, twice, last at SAC (3/13/24)
8 at GSW (1/27) .....	FT .....
4 twice, last vs. BOS (12/25) .....	OR .....
12, twice, last at IND (3/29).....	DR.....12, twice, last at IND (3/29/24)
14 at MIL (3/26) .....	TOT..... 16 at DEN (4/10/22)
14 vs. DEN (3/2) .....	AST.....14 vs. DEN (3/2/24)
3, 4 times, last at UTA (2/14).....	STL.....3, 4 times, last at UTA (2/14/24)
3 at TOR (4/2).....	BLK.....3 at TOR (4/2/24)
48 at MIL (3/26).....	MIN.....48 at MIL (3/26/24)

CAREER:

- Re-signed with the Lakers on July 6, 2023
- Played in eight games for Team USA during the FIBA Men’s World Cup in the summer of 2023, leading the bench unit with 13.8 points per game while shooting 57 percent from the field and 50 percent beyond the arc
- Appeared in 64 games (22 starts) for LA last season, averaging 13.0 points, 3.0 rebounds and 3.4 assists in 28.8 minutes per game
- Originally signed with the Lakers on a two-way contract on Aug. 3, 2021

5				CAM REDDISH										F • 6-8 • 218 • DUKE • 9/1/99 • 5TH SEASON									
LAST FIVE GAMES	DATE	OPPONENT	W/L	MIN	FG	FGA	3FG	3FGA	FT	FTA	OR	DR	TOT	A	PF	ST	TO	BS	+/-	PTS			
	3/31	at Brooklyn	W	02:04	0	0	0	0	0	0	0	0	0	0	0	0	0	0	-3	0			
	4/2	at Toronto	W	Inactive - personal reasons																			
	4/3	at Washington	W	DNP - CD																			
	4/6	vs. Cleveland	W	DNP - CD																			
	4/7	vs. Minnesota	L	13:49	2	4	1	2	0	0	1	1	2	0	1	0	0	0	-14	5			

2023-24

Has appeared in 47 games (26 starts), averaging 5.5 points, 2.1 rebounds, 1.0 assists and 1.0 steals in 20.7 minutes ... Led the team in steals 10 times and blocks four times ... Scored in double figures nine times ... Missed two games due to left adductor soreness (11/22-11/25), one game due to a left groin strain (11/27), one game due to right groin soreness (11/30), one game due to right knee soreness (12/15), two games due to left groin soreness (12/28, 12/31), three games due to left knee effusion (1/15-1/19) and 17 games due to a right ankle sprain (1/25-2/25, 3/10-3/18) ... Missed one game due to personal reasons (4/2) ... DNP-CD three times (3/6, 4/3-4/6)

CAREER:

- Signed with the Lakers on July 6, 2023
- Has appeared in 220 career games (108 starts) with LA, Portland, New York and Atlanta
- Drafted by the Hawks with the 10th overall pick in the 2019 NBA Draft
- Appeared in 36 games (35 starts) in one season at Duke, averaging 13.5 points, 3.7 rebounds, 1.9 assists and 1.6 steals

2023-24 HIGHS	CAREER HIGHS
18 vs. POR (11/12).....	PTS..... 34 vs. ORL (12/22/21)
7, twice, last vs. SAC (11/15) .....	FG... 11, 3 times, last vs. CHI (12/27/21)
5, at PHX (11/10) .....	3FG.....8 vs. CHI (12/27/21)
4, twice, last vs. IND (3/24).....	FT .....8, 3 times, last at MIN (1/22/21)
2, 4 times, last vs. DEN (3/2).....	OR.....4 vs. MIL (11/14/21)
6 vs. POR (11/12) .....	DR.....7, 3 times, last vs. LAC (1/22/20)
7 vs. POR (11/12) .....	TOT... 8, 3 times, last vs. LAC (1/22/20)
7 at OKC (12/23) .....	AST..... 8 at DET (3/6/23)
5 vs. SAC (11/15) .....	STL.. 5, 3 times, last vs. SAC (11/15/23)
3 vs. LAC (1/23) .....	BLK.....3, twice, last vs. LAC (1/23/24)
39 vs. HOU (11/19).....	MIN.....42 vs. ORL (12/22/21)



1	D'ANGELO RUSSELL										G • 6-4 • 200 • OHIO STATE • 2/23/96 • 9TH SEASON									
LAST FIVE GAMES	DATE	OPPONENT	W/L	MIN	FG	FGA	3FG	3FGA	FT	FTA	OR	DR	TOT	A	PF	ST	TO	BS	+/-	PTS
	3/31	at Brooklyn	W	31:52	6	13	4	11	2	4	0	6	6	6	3	4	4	0	5	18
	4/2	at Toronto	W	32:33	9	17	7	14	0	0	0	2	2	7	1	0	4	0	23	25
	4/3	at Washington	W	37:32	7	16	4	10	0	0	0	3	3	2	0	2	2	0	8	18
	4/6	vs. Cleveland	W	31:00	11	17	6	12	0	0	0	5	5	2	2	1	6	1	21	28
	4/7	vs. Minnesota	L	38:51	5	19	1	7	4	4	0	7	7	11	0	1	1	0	-3	15

2023-24	2023-24 HIGHS	CAREER HIGHS
Has appeared in 73 games (66 starts), averaging 18.2 points, 3.2 rebounds and 6.3 assists in 32.5 minutes ... Led the team in scoring 18 times, assists 24 times, rebounds once, steals 16 times and blocks five times ... Scored in double figures 61 times, including 29 games with 20+ points, five games with 30+ points and one game with 40+ points ... Recorded nine double-doubles and 10 games with 10+ assists ... Dropped a season-high 44 points (17-15 FG, 9-12 3FG, 1-1 FT) to go along with nine assists, six rebounds and one block in 38 minutes vs. MIL on 3/8 ... Posted a then-season-high 39 points (15-26 FG, 6-13 3FG, 3-3 FT) to go with three rebounds, eight assists, one steal and two blocks in 41 minutes at UTA on 1/13 ... Tallied a career-high 17 assists in a win at UTA on 2/14 ... Missed two games due to non-COVID illness (12/15, 3/24), three games due to a tailbone contusion (12/31-1/5) and one game due to left knee soreness (2/8)	44 vs. MIL (3/8) .....PTS.....52 at MIN (11/8/19) 17 vs. MIL (3/8) .....FG.....19 at MIN (11/8/19) 9 vs. MIL (3/8) .....3FG.....9, 4 times, last vs. MIL (3/8/24) 10 at MIL (3/26) .....FT .....11 at NOP (4/8/16) 3 vs. SAC (11/15) .....OR .....5 at ATL (12/4/15) 8 at UTA (2/14) .....DR..... 9, 5 times, last vs. ORL (2/3/23) 9 at UTA (2/14) .....TOT..... 11 at TOR (3/23/18) 17 at UTA (2/14) .....AST..... 17 at UTA (2/14/24) 5 vs. HOU (12/2) .....STL .....7 vs. LAL (10/28/22) 3, twice, last at MIN (12/21) .....BLK... 3, 4 times, last at MIN (12/21/23) 50 at MIL (3/26) .....MIN..... 50 at MIL (3/26/24)	

CAREER:	
• Re-signed with Los Angeles on July 7, 2023	
• Acquired via trade on Feb. 8, 2023, from Minnesota	
• Originally selected with the No. 2 overall pick in the 2015 NBA Draft by the Lakers	
• Named an All-Star during the 2018-19 season with the Brooklyn Nets, where he averaged 21.1 points and 7.0 assists	

3-PT FIELD GOALS MADE IN A SEASON BY A LAKER			
	PLAYER	SEASON	3PM
1	D'Angelo Russell	2023-24	219
2	Nick Van Exel	1994-95	183
3	Kobe Bryant	2005-06	180

3-PT FIELD GOAL % IN A SEASON BY A LAKER				
	PLAYER	SEASON	3-PT %	3PM
4	Byron Scott	1986-87	.436	65
5	Byron Scott	1984-85	.433	26
6	D'Angelo Russell	2023-24	.419	219

2	JARRED VANDERBILT										F • 6-9 • 214 • KENTUCKY • 4/3/99 • 5TH SEASON									
LAST FIVE GAMES	DATE	OPPONENT	W/L	MIN	FG	FGA	3FG	3FGA	FT	FTA	OR	DR	TOT	A	PF	ST	TO	BS	+/-	PTS
	3/31	at Brooklyn	W	Inactive - right midfoot sprain																
	4/2	at Toronto	W	DND - right midfoot sprain																
	4/3	at Washington	W	Inactive - right midfoot sprain																
	4/6	vs. Cleveland	W	Inactive - right midfoot sprain																
	4/7	vs. Minnesota	L	Inactive - right midfoot sprain																

2023-24	2023-24 HIGHS	CAREER HIGHS
Has appeared in 29 games (six starts), averaging 5.2 points, 4.8 rebounds, 1.2 assists and 1.2 steals in 20.0 minutes ... Led the team in rebounds once, steals nine times and blocks twice ... Scored in double figures five times ... Scored a season-high 17 points (8-11 FG, 1-1 3FG) to go with five rebounds, three steals and one block in 27 minutes vs. CHI on 1/25 ... Missed 20 games (10/24-11/30) due to left heel bursitis, two games (2/3-2/5) due to right foot soreness and 27 games (2/8-4/7) due to a right midfoot sprain ... DND (low back spasm) once (12/12)	17 vs. CHI (1/25) .....PTS..... 21 at HOU (1/9/22) 8 vs. CHI (1/25) .....FG.....10 at HOU (1/9/22) 2, twice, last at BOS (2/1) .....3FG.....4 vs. POR (12/3/22) 6 at GSW (1/27) .....FT ..... 7 at MIN (1/16/23) 6 at LAC (1/23) .....OR .... 8, 3 times, last at DAL (2/26/23) 8 vs. DAL (1/17) .....DR..... 13 at HOU (1/9/22) 9, 4 times, last at GSW (1/27) .....TOT..... 19 at HOU (1/9/22) 5 at GSW (1/27) .....AST ..... 8 vs. PHX (11/18/22) 4 at GSW (1/27) .....STL .....5, twice, last vs. BKN (1/23/22) 1, 5 times, last vs. CHI (1/25) .....BLK..... 4 vs. BKN (4/13/21) 41 at GSW (1/27) .....MIN.....38, twice, last vs. CHA (2/15/22)	

CAREER:	
• Signed a contract extension with Los Angeles on Sept. 18, 2023	
• Acquired by the Lakers on Feb. 9, 2023, from the Utah Jazz as part of a three-team trade	
• Has appeared in 273 games (168 starts) for the Lakers, Jazz, Timberwolves and Nuggets	

7				GABE VINCENT																	G • 6-3 • 195 • UC SANTA BARBARA • 6/14/96 • 5TH SEASON																
LAST FIVE GAMES	DATE	OPPONENT	W/L	MIN	FG	FGA	3FG	3FGA	FT	FTA	OR	DR	TOT	A	PF	ST	TO	BS	+/-	PT																	
	3/31	at Brooklyn	W	14:01	1	4	0	2	0	0	0	1	1	1	2	1	1	0	-1	2																	
	4/2	at Toronto	W	Inactive - left knee injury recovery																																	
	4/3	at Washington	W	14:21	0	1	0	1	0	0	1	0	1	0	1	0	1	0	-6	0																	
	4/6	vs. Cleveland	W	14:21	0	2	0	0	0	0	0	0	0	2	1	0	0	0	15	0																	
	4/7	vs. Minnesota	L	Inactive - left knee injury recovery																																	

**2023-24**  
 Has appeared in eight games, averaging 3.6 points and 2.3 assists in 21.3 minutes per game ... Led the team in steals once ... Missed 26 games due to left knee effusion (11/1-12/18, 12/21-12/25), 43 games due to left knee surgery (12/28-3/29) and two games due to left knee injury recovery (4/2, 4/7)

**CAREER:**  
 • Signed with the Lakers on July 6, 2023  
 • Appeared in 195 career games with the Heat, averaging 7.7 points, 1.7 rebounds and 2.3 assists in 21.0 minutes  
 • Shot 33.9 percent from 3-point range with Miami (288-849 3FG)  
 • 2019-20 NBA G League Most Improved Player

2023-24 HIGHS	CAREER HIGHS
9 vs. ORL (10/30).....PTS.....	28 vs. MIL (1/12/23)
4 vs. ORL (10/30).....FG.....	11 vs. MIL (1/14/23)
1, twice, last at CHI (12/20).....3FG.....	7, twice, last vs. LAC (1/28/22)
1 vs. PHX (10/26).....FT.....	6, 3 times, last at BKN (2/15/23)
1, 3 times, last at WAS (4/3).....OR.....	3 vs. GSW (11/1/22)
2 vs. PHX (10/26).....DR.....	7 vs. TOR (10/22/22)
3 vs. PHX (10/26).....TOT.....	8 vs. GSW (11/1/22)
6 vs. PHX (10/26).....AST.....	10 at DET (5/16/21)
3 vs. PHX (10/26).....STL.....	5 vs. MIL (1/14/23)
N/A.....BLK.....	2 vs. TOR (1/17/22)
35 vs. PHX (10/26).....MIN.....	45 vs. TOR (1/29/22)

35				CHRISTIAN WOOD										F/C • 6-10 • 223 • UNLV • 9/27/95 • 8TH SEASON															
LAST FIVE GAMES	DATE	OPPONENT	W/L	MIN	FG	FGA	3FG	3FGA	FT	FTA	OR	DR	TOT	A	PF	ST	TO	BS	+/-	PTS									
	3/31	at Brooklyn	W	Inactive - left knee surgery																									
	4/2	at Toronto	W	Inactive - left knee surgery																									
	4/3	at Washington	W	Inactive - left knee surgery																									
	4/6	vs. Cleveland	W	Inactive - left knee surgery																									
	4/7	vs. Minnesota	L	Inactive - left knee surgery																									

**2023-24**  
 Has appeared in 50 games (one start), averaging 6.9 points, 5.1 rebounds and 1.0 assists in 17.4 minutes ... Led the team in rebounds twice, steals once and blocks seven times ... Scored in double figures 13 times ... Tallied double-digit rebounds five times ... Tallied two double-doubles ... Scored a season-high 17 points (6-10 FG, 2-5 3FG) on 12/15 at SAS ... DNP-CD five times (12/5, 12/12, 12/18, 12/23-12/25) ... Missed one game (1/11) with a migraine, 13 games with left knee effusion (2/22-3/18) and 10 games with left knee surgery (3/22-4/7)

**CAREER:**  
 • Signed with the Lakers on Sept. 6, 2023  
 • Has appeared in 339 career games (140 starts) for the Lakers, Mavericks, Rockets, Pistons, Pelicans, Bucks, Hornets and 76ers  
 • After two seasons at UNLV (2013-15), Wood went undrafted in the 2015 NBA Draft before signing with the Philadelphia 76ers to begin his professional career  
 • On Dec. 25, 2022, in his first Christmas Day game, Wood recorded 30 points, eight rebounds, seven assists, four steals and two blocks in a 124-115 Dallas Mavericks victory over the Lakers

2023-24 HIGHS	CAREER HIGHS
17 at SAS (12/15).....PTS.....	39 vs. WAS (3/21/22)
6, twice, last at SAS (12/15).....FG..	14, 3 times, last vs. WAS (3/21/22)
3, twice, last vs. CHA (12/28).....3FG.....	8 vs. WAS (3/21/22)
5, twice, last at OKC (11/30).....FT.....	12 vs. MEM (10/22/22)
4 vs. MIA (1/3).....OR.....	6, 5 times, last vs. IND (4/14/21)
9, 3 times, last vs. LAC (1/7).....DR.....	18 vs. OKC (11/29/21)
11 vs. LAC (11/1).....TOT.....	21 vs. OKC (11/29/21)
4 vs. CHA (12/28).....AST.....	8 at LAL (3/17/23)
2 at HOU (1/29).....STL.....	4, 4 times, last at LAL (3/17/23)
3, 3 times, last vs. POR (1/21).....BLK.....	6 vs. ATL (3/26/19)
30 at SAS (12/15).....MIN.....	47 at LAL (1/12/23)

HEAD COACH DARVIN HAM

- In second season with Los Angeles
- Won first NBA championship of his coaching career with a Finals victory over the Phoenix Suns (4-2) as an assistant coach with the Milwaukee Bucks in 2021
- Named Lakers head coach on June 3, 2022, becoming the 28th head coach in franchise history and the 24th since the team relocated to L.A. in 1960
- In second season as head coach, after serving as an assistant with Milwaukee, Atlanta and Los Angeles
- Spent two seasons with the Lakers as an assistant coach from 2011-13
- Began his coaching career as an assistant coach with the New Mexico Thunderbirds in 2008, eventually taking over as general manager and head coach of the team in 2010
- Enjoyed an eight-year NBA playing career (1996-98, 1999-2005), suiting up with Detroit, Atlanta, Milwaukee, Washington, Indiana and Denver
- Won a championship as a member of the Detroit Pistons in 2004
- Graduated from Texas Tech and also played internationally in Spain, the Philippines and Puerto Rico

HAM'S RECORD			
YEAR	TEAM	REG. SEASON	PLAYOFFS
2022-23	LAL	43-40 (.524)	8-8 (.500)
2023-24	LAL	45-34 (.570)	--
TOTALS		88-74 (.543)	8-8 (.500)

COACH'S CHALLENGES (35)

DATE	TIME	RESULT	DETAILS
10/26/23	10:13, 1st	Successful	D.Russell S.FOUL (J.VanDuyne): Call Overturned
10/29/23	06:21, 3rd	Successful	K.Huerter P.FOUL (D.Richardson): Call Overturned
11/1/23	00:17, 4th	Unsuccessful	C.Reddish S.FOUL (C.Blair): Call Stands
11/4/23	06:24, 2nd	Successful	L.James S.FOUL (M.Smith): Call Overturned
11/10/23	05:01, 2nd	Unsuccessful	L.James S.FOUL (K.Scott): Call Stands
11/15/23	1:54, 3rd	Unsuccessful	J.Hayes Violation: Defensive Goaltending (A.Moyer-Gleich): Call Confirmed
11/19/23	3:16, 2nd	Unsuccessful	A.Davis Offensive (M.Smith): Call Stands
11/21/23	2:04, 4th	Successful	D.Russell S.FOUL (D.Richardson): Call Overturned
12/2/23	4:59, 3rd	Unsuccessful	J.Vanderbilt S.FOUL (J.Orr): Call Stands
12/25/23	2:45, 1st	Successful	BOS Rebound - Call Overturned
12/25/23	1:32, 2nd	Successful	L.James S.FOUL (K.Lane): Call Overturned
12/28/23	5:43, 2nd	Unsuccessful	A.Reaves S.FOUL (T.Washington): Call Stands
12/30/23	0:01, 3rd	Successful	D.Russell S.FOUL (D.Mosher): Call Overturned
12/30/23	9:26, 4th	Unsuccessful	L.James S.FOUL (B.Barnaky): Call Stands
1/3/24	3:53, 2nd	Unsuccessful	L.James S.FOUL (C.Blair): Call Stands
1/7/24	10:42, 4th	Unsuccessful	C.Wood S.FOUL (J.VanDuyne): Call Stands
1/9/24	3:24, 3rd	Successful	D.Russell S.FOUL (T.Ricks): Call Overturned
1/11/24	1:27, 2nd	Successful	M.Christie S.FOUL (G.Petratis): Call Overturned
1/15/24	8:02, 1st	Unsuccessful	T.Prince P.FOUL (J.Tiven): Call Stands
1/27/24	1:27, 4th	Unsuccessful	A.Davis S.FOUL (M.Ervin): Call Stands
2/5/24	4:49, 2nd	Successful	A.Davis S.FOUL (T.Brothers): Call Overturned
2/8/24	3:17, 3rd	Unsuccessful	C.Wood S.FOUL (E.Scott): Call Stands
2/9/24	6:57, 3rd	Successful	A.Davis S.FOUL (S.Wright): Call Overturned
2/14/24	7:24, 3rd	Unsuccessful	T.Prince P.FOUL (C.Blair): Call Confirmed
2/25/24	9:51, 3rd	Successful	L.James P.FOUL (N.Sago): Call Overturned
2/29/24	1:41, OT	Successful	L.James P.FOUL (J.Sterling): Call Overturned
3/2/24	5:20, 4th	Successful	Out Of Bounds: Call Overturned: Miscellaneous
3/8/24	0:52, 4th	Successful	S.Dinwiddie P.FOUL (S.Mitchell): Call Overturned
3/16/24	1:50, 4th	Successful	Stoppage - Out Of Bounds: Call Overturned
3/22/24	3:23, 3rd	Successful	A.Davis S.FOUL (A.Nagy): Call Overturned
3/22/24	1:50, 4th	Unsuccessful	A.Davis S.FOUL (E.Dalen): Call Stands
3/24/24	7:44, 2nd	Successful	J.Hayes S.FOUL (G.Petratis): Call Overturned
3/24/24	6:42, 4th	Unsuccessful	A.Reaves S.FOUL (G.Petratis): Call Stands
4/2/24	1:56, 2nd	Unsuccessful	A.Davis Offensive (C.Blair): Call Confirmed
4/3/24	10:38, 4th	Unsuccessful	Stoppage - Out Of Bounds: Call Stands

STARTING LINEUPS (19)

most recent in bold

Lineup #	Game #	PG	SG	SF	PF	C	G	W-L	PCT.
1	1-4,7, 41-43, 46-48	Russell	Reaves	Prince	James	Davis	11	6-5	.545
2	5-6	Russell	Reaves	Reddish	James	Davis	2	1-1	.500
3	8	Russell	Reaves	Reddish	James	Wood	1	0-1	0.000
4	9, 11-15, 21-24, 27-28	Russell	Prince	Reddish	James	Davis	12	8-4	.667
5	10, 25, 29	Russell	Prince	Reddish	Hachimura	Davis	3	2-1	.667
6	16-20	Russell	Christie	Prince	James	Davis	5	2-3	.400
7	26	Reaves	Christie	Prince	James	Hayes	1	0-1	.000
8	30-31, 33	James	Prince	Reddish	Vanderbilt	Davis	3	1-2	.333
9	32, 34	James	Prince	Hachimura	Vanderbilt	Davis	2	1-1	.500
10	35-39	Reaves	Prince	Reddish	James	Davis	5	2-3	.400
11	40	Russell	Reaves	Prince	Reddish	Davis	1	0-1	0.000
12	44, 51-52, 54-55, 58-64, 66-70, 74-78	Russell	Reaves	Hachimura	James	Davis	22	16-6	.727
13	45, 56-57	Russell	Reaves	Prince	Hachimura	Davis	3	1-2	0.333
14	49	Russell	Reaves	Prince	James	Hayes	1	0-1	0.000
15	50	Russell	Reaves	Prince	Vanderbilt	Hayes	1	1-0	1.000
16	53	Reaves	Christie	Hachimura	James	Davis	1	0-1	0.000
17	<b>65, 72, 79</b>	<b>Russell</b>	<b>Reaves</b>	<b>Dinwiddie</b>	<b>Hachimura</b>	<b>Davis</b>	<b>3</b>	<b>2-1</b>	<b>.667</b>
18	71	Dinwiddie	Reaves	Hachimura	James	Davis	1	1-0	1.000
19	73	Russell	Reaves	Hachimura	James	Hayes	1	1-0	1.000

RECORD AS A STARTER

PLAYER	G	W-L
M. Christie	7	2-5
A. Davis	74	43-31
S. Dinwiddie	4	3-1
R. Hachimura	35	23-12
J. Hayes	4	2-2
L. James	67	38-29
T. Prince	49	24-25
A. Reaves	53	30-23
C. Reddish	26	14-12
D. Russell	65	39-26
J. Vanderbilt	6	3-3
C. Wood	1	0-1

2023-24 HOME ATTENDANCE

GAMES AT CRYPTO.COM ARENA	41
SELLOUTS	36
STREAK	9

EJECTIONS (2)

NAME	DATE	TIME (OFFICIAL)
Russell	11/6	7:52, 4th
Vanderbilt	1/29	10:17, 2nd

FLAGRANT FOULS (4)

NAME	DATE	TIME
Hachimura	11/14	2:49, 1st
James	4/3	3:12, 2nd
Prince	1/17	0:58, 2nd
Reddish	11/14	6:50, 3rd
Wood	1/7	8:08, 2nd

TECHNICAL FOULS (35)

NAME	TOTAL	TIME
Davis	3	11/14 vs. MEM (4:57, 1st) 12/28 vs. CHA (2:05, 2nd) 2/3 at NYK (9:29, 3rd)
Dinwiddie	3	3/10 vs. MIN (3:05, 3rd) 3/27 at MEM (10:38, 4th) 4/7 vs. MIN (9:45, 2nd)
Hachimura	1	12/30 at MIN (4:29, 1st)
Ham	2	11/6 vs. MIA (0:39, 3rd) 2/29 vs. WAS (4:25, 4th)
Handy	1	3/6 vs. SAC (6:56, 3rd)
Hayes	1	11/1 vs. LAC (10:07, 4th)
James	6	11/19 vs. HOU (10:48, 3rd) 11/25 at CLE (1:12, 4th) 11/29 at DET (6:14, 3rd) 12/2 vs. HOU (8:35, 4th) 1/19 vs. BKN (11:11, 4th) 1/25 vs. CHI (7:12, 3rd)
Jent	1	3/27 at MEM (5:30, 3rd)
Prince	6	11/12 vs. POR (1:40, 3rd) 12/23 at OKC (6:30, 4th) 1/5/24 vs. MEM (4:44, 3rd) 1/27/24 at GSW (6:55, 3rd) 2/13/24 vs. DET (1:23, 3rd) 3/4/24 vs. OKC (9:28, 3rd)
Reaves	1	3/4/24 vs. OKC (10:23, 1st)
Reddish	1	12/2 vs. HOU (8:35, 4th)
Russell	5	11/1 vs. LAC (3:49, 2nd) 11/6 at MIA (7:52, 4th) 11/6 at MIA (7:52, 4th) 11/14 vs. MEM (4:57, 1st) 1/13 at UTA (2:15, 2nd) 1/29 at HOU (2:13, 4th)
Vanderbilt	2	1/29 at HOU (10:17, 2nd) 1/29 at HOU (10:17, 2nd)
Wood	1	12/2 vs. HOU (1:02, 2nd)

GAMES MISSED DUE TO INJURY / ILLNESS (272)

PLAYER	DETAILS	DATES OUT	GAMES	W-L
Castleton	Right wrist sprain	2/29-3/26	12	8-4
Christie	Right ankle sprain	2/9-2/14	3	3-0
Davis	Left adductor/hip spasm	11/8, 12/15	2	0-2
	Bilateral Achilles tendinopathy & left hip spasm	1/30-2/1	2	1-1
	Left knee hyperextension	3/27	1	1-0
Hachimura	Left eye contusion	10/30	1	1-0
	Concussion protocol	11/1-11/6	3	1-2
	Nasal fracture	11/25-11/30	4	2-2
	Left calf strain	1/3-1/11	5	2-3
Hayes	Left ankle sprain	11/6-11/8	2	0-2
	Left elbow soreness	11/30	1	0-1
	Left calf contusion	3/31	1	1-0
Hood-Schifino	Right patella contusion	10/24-11/21	15	9-6
	Low back spasm	12/12-12/21	6	1-5
	Lumbar disc surgery	3/22-4/7	10	8-2
James	Left calf contusion	11/12, 12/13	2	2-0
	Left ankle peroneal tendinopathy	12/21, 1/13, 1/23, 2/1, 2/14-2/22	8	4-4
		3/8, 3/26		
	Flu-like symptoms	4/7	1	0-1
Lewis	Left hamstring soreness	1/11	1	0-1
	Non-COVID illness	1/25	1	1-0
Prince	Left patellar tendonitis	11/1-11/4	2	1-1
	Left knee soreness	1/21	1	1-0
	Personal reasons	3/22	1	1-0
Reddish	Left adductor soreness	11/22-11/25	2	1-1
	Left groin strain	11/27	1	0-1
	Right groin soreness	11/30	1	0-1
	Right knee soreness	12/15	1	0-1
	Left groin soreness	12/28, 12/31	2	1-1
	Left knee effusion	1/15-1/19	3	2-1
	Right ankle sprain	1/25-2/25, 3/10-3/18	18	11-7
	Personal reasons	4/2	1	1-0
Russell	Non-COVID illness	12/15, 3/24	2	1-1
	Tailbone contusion	12/31-1/5	3	0-3
	Left knee soreness	2/8	1	0-1
Vanderbilt	Left heel bursitis	10/24-11/30	20	11-9
	Low back spasm	12/12	1	0-1
	Right foot soreness	2/3-2/5	2	2-0
	Right midfoot sprain	2/8-4/7	28	18-10
Vincent	Left knee effusion	11/1-12/18, 12/21-12/25	26	14-12
	Left knee surgery	12/28-3/29, 4/2, 4/7	46	27-19
Wood	Migraine	1/11	1	0-1
	Left knee effusion	2/22-3/18	14	7-7

GAMES MISSED DUE TO NON-INJURY (71)

PLAYER	DETAILS	DATES OUT	GAMES	W-L
Castleton	G League Two-Way	10/24, 10/29, 11/10-11/29, 12/2, 12/12 12/18-1/11, 1/15-1/19, 1/25-2/9, 2/25-2/28	41	21-20
Hood-Schifino	G League Assignment	1/15-1/17, 2/14, 2/25-3/2, 3/13-3/18	10	6-4
Lewis	G League Assignment	11/19-11/21, 12/12-12/15, 12/28-1/3, 1/13-1/17, 2/14-2/22, 2/25-3/2, 3/22	19	10-9
Mays	G League Two-Way	1/23	1	0-1



THE LAST TIME... (REGULAR SEASON)

LAKERS

A player had a triple-double  
A player had a 20-point, 20-rebound game  
A player had a 20-point, 15-assist game  
A player had 40+ points  
A player had 50+ points  
A player had 60+ points  
A player had 20+ rebounds  
A player had 25+ rebounds  
A player had 15+ assists  
A player had 20+ assists  
A player converted a four-point play  
A player was perfect from the field (min. 10 FGA)  
A team scored 140+ points  
A team scored less than 75 points  
A team had 40+ assists  
A team had 60+ rebounds  
A team shot .650+ from the field  
A team did not miss a free throw (min. 10 FTA)  
A team did not make a three-pointer  
A team had two players score 30+ points  
A team had four players with 10+ rebounds  
A team had two players with 10+ assists  
A team had four players record a double-double  
A team scored 10 or fewer points in a quarter

Played an overtime game  
Played a double-overtime game  
Played a triple-overtime game  
Played a quadruple-overtime game

3/26/24 @ MIL (Austin Reaves, 29p/14r/10a)  
3/26/24 @ MIL (Anthony Davis, 29p/23r)  
1/7/23 @ SAC (Russell Westbrook, 23p/15a)  
3/31/24 @ BKN (LeBron James, 40)  
12/4/22 @ WAS (Anthony Davis, 55)  
4/13/16 vs. UTA (Kobe Bryant, 60)  
3/26/24 @ MIL (Anthony Davis, 23)  
3/10/24 vs. MIN (Anthony Davis, 25)  
2/14/24 @ UTA (D'Angelo Russell, 17)  
1/5/97 @ VAN (Nick Van Exel, 23)  
3/16/24 vs. GSW (LeBron James)  
12/17/19 @ IND (Dwight Howard, 10-10)  
3/24/24 vs. IND (150)  
1/22/17 @ DAL (73)  
12/28/23 vs. CHA (41)  
3/26/24 @ MIL (69)  
1/4/08 vs. PHI (.662)  
12/28/23 vs. CHA (14-14)  
1/5/12 @ POR (0-11)  
2/29/24 vs. WAS (James, 31; Davis, 40)  
4/2/13 vs. DAL (Clark, Howard, Bryant, Gasol)  
3/27/24 @ MEM (Reaves, 11; James, 12)  
3/26/24 @ MIL (Davis, Hachimura, Reaves, Russell)  
3/18/16 vs. PHX (10, 2nd Qtr.)

OPPONENTS

3/26/24 @ MIL (Antetokounmpo, 29p/21r/11a)  
3/26/24 @ MIL (Antetokounmpo, 29p/21r)  
10/26/21 @ SAS (Dejounte Murray, 21p/15a)  
3/6/24 vs. SAC (De'Aaron Fox, 44)  
12/13/18 @ HOU (James Harden, 50)  
12/17/06 vs. WAS (Gilbert Arenas, 60)  
3/26/24 @ MIL (Antetokounmpo, 21)  
3/4/15 @ MIA (Hassan Whiteside, 25)  
1/9/23 @ DEN (Nikola Jokic, 16)  
4/2/19 @ OKC (Russell Westbrook, 21)  
3/16/24 vs. GSW (Steph Curry)  
3/2/24 vs. DEN (Michael Porter Jr., 10-10)  
3/24/24 vs. IND (145)  
1/31/12 vs. CHA (73)  
1/21/19 vs. GSW (41)  
3/26/24 @ MIL (61)  
3/28/14 @ MIN (.671)  
4/7/22 @ GSW (10-10)  
2/13/05 @ CLE (0-5)  
2/5/24 @ CHA (Bridges, 41; Miller, 33)  
2/8/13 @ CHA (Mullens, Kidd-Gilchrist, Biyombo, Henderson)  
3/8/24 vs. MIL (Antetokounmpo, 12; Lillard, 12)  
3/6/14 vs. LAC (Griffin, Barnes, Jordan, Paul)  
12/12/21 vs. ORL (10, 3rd Qtr.)

3/26/24 @ MIL (128-124)  
3/26/24 @ MIL (128-124)  
11/26/21 vs. SAC (137-141)  
1/29/80 @ CLE (153-154)

LAKERS vs. THE NBA

OPPONENT	HOME	ROAD	OVERALL
Atlanta	1-0	0-1	1-1
Boston	0-1	1-0	1-1
Brooklyn	0-1	1-0	1-1
Charlotte	2-0	1-0	1-0
Chicago	1-0	0-1	1-1
Cleveland	1-0	1-0	2-0
Dallas	1-1	0-1	1-2
Denver	0-2	0-1	0-3
Detroit	1-0	1-0	2-0
Golden State	0-1	1-1	1-2
Houston	2-0	0-2	2-2
Indiana	1-0	0-1	1-1
LA Clippers	2-0	1-1	3-1
Memphis	1-1	1-0	2-1
Miami	0-1	0-1	0-2
Milwaukee	1-0	1-0	2-0
Minnesota	1-1	0-2	1-3
New Orleans	2-0	0-1	2-1
New York	0-1	1-0	1-1
Oklahoma City	2-0	1-1	3-1
Orlando	1-0	0-1	1-1
Philadelphia	1-0	0-1	1-1
Phoenix	2-1	1-1	3-2
Portland	2-0	1-0	3-0
Sacramento	0-2	0-2	0-4
San Antonio	1-0	1-1	2-1
Toronto	1-0	1-0	2-0
Utah	1-0	1-1	2-1
Washington	1-0	1-0	2-0

MISCELLANEOUS STATISTICS

CATEGORY	LAKERS	OPPONENT
Largest Lead	44, 12/7 vs. NOP	46, 11/27 @ PHI
Largest Win	44, 12/7 vs. NOP	44, 11/27 @ PHI
Largest Comeback	21, 2/28 @ LAC	19, 3/6 vs. SAC
Starters Scoring High	122*, 3/24 vs. IND	113, 2/29 vs. WAS
Starters Scoring Low	54, 11/8 @ HOU	59, 10/30 vs. ORL
Bench Scoring High	64, 11/22 vs. UTA	72, 11/14 vs. HOU
Bench Scoring Low	2, 3/31 @ BKN	12, 11/17 @ POR
Most Consecutive Points	19, 4/6 vs. CLE (3rd Qtr.)	18, 11/27 @ PHI (4th Qtr.)
Most Double-Figure Scorers	7*, 3/27 at MEM	8*, 3/24 vs. IND
Lead Changes	23, 1/9 vs. TOR	
Times Tied	16, 1/27 at GSW	

MARGIN OF VICTORY / DEFEAT

	W	L		W	L		W	L		W	L
1	4	1	11	1	2	21	1	-	31	1	-
2	-	2	12	4	1	22	-	-	32	1	-
3	6	1	13	-	1	23	-	1	33	-	-
4	2	-	14	1	3	24	1	-	34	-	1
5	5	2	15	-	1	25	-	-	35	-	-
6	3	-	16	1	3	26	1	-	36	-	-
7	2	3	17	3	-	27	1	-	37	-	-
8	-	2	18	-	3	28	-	-	38	-	-
9	3	-	19	1	2	29	-	-	39	-	-
10	1	4	20	-	1	30	-	-	40+	1	1

## 2023-24 INDIVIDUAL SUPERLATIVES

LAKERS		OPPONENTS	
<b>HIGHS</b>		<b>HIGHS</b>	
Points	44, D'Angelo Russell, 3/8 vs. MIL	Points	46, Stephen Curry, 1/27 @ GSW
Points (Qtr.)	21, D'Angelo Russell, 3/8 vs. MIL (4th)	Points (Qtr.)	20*, Bradley Beal, 1/11 vs. PHX (3rd)
Points (Half)	28, D'Angelo Russell, 3/8 vs. MIL (2nd)	Points (Half)	27, Pascal Siakam, 3/24 vs. IND (2nd)
Bench Points	24, Rui Hachimura, 11/8 @ HOU	Bench Points	34, Jordan Poole, 2/29 vs. WAS
FG	17, D'Angelo Russell, 3/8 vs. MIL	FG	19, De'Aaron Fox, 3/6 vs. SAC
FGA	31, Anthony Davis, 3/26 @ MIL	FGA	32, De'Aaron Fox, 3/6 vs. SAC
3FG	9, LeBron James, 3/31 @ BKN	3FG	8, Bradley Beal, 1/11 vs. PHX
3FGA	14, D'Angelo Russell, 4/2 @ TOR	3FGA	16, Donte DiVincenzo, 2/3 at NYK
FT	15, Anthony Davis, 4/3 @ WAS	FT	12*, Jayson Tatum, 12/25 vs. BOS
FTA	15, Anthony Davis, 4/3 @ WAS	FTA	13*, Jayson Tatum, 12/25 vs. BOS
Rebounds	25, Anthony Davis, 3/10 vs. MIN	Rebounds	22, Jusuf Nurkic, 2/25 @ PHX
Offensive Reb.	10, Anthony Davis, 3/10 vs. MIN	Offensive Reb.	10, Ivica Zubac, 1/7 vs. LAC
Defensive Reb.	19, LeBron James, 1/27 @ GSW	Defensive Reb.	16, Damontas Sabonis, 3/6 vs. SAC
Assists	17, D'Angelo Russell, 2/14 vs. UTA	Assists	17, Luka Doncic, 12/12 @ DAL
Steals	7, Anthony Davis, 3/10 vs. MIN	Steals	5*, Darius Garland, 4/6 vs. CLE
Blocks	7, Anthony Davis, 11/4 at ORL	Blocks	6, Victor Wembanyama, 12/13 @ SAS
Minutes	52, Anthony Davis, 3/26 @ MIL	Minutes	49, Damian Lillard, 3/26 @ MIL
+/-	36, LeBron James, 12/7 vs. NOP	+/-	32*, Grayson Allen, 1/11 vs. PHX

## 2023-24 TEAM HIGHS / LOWS

LAKERS			OPPONENTS		
<b>HIGHS</b>			<b>HIGHS</b>		
<b>POINTS</b>			<b>POINTS</b>		
Points	150, 3/24 vs. IND	90, 3/29 @ IND	Points	145, 3/24 vs. IND	87, 12/7 vs. NOP
1st Qtr.	39*, 4/3 at WAS	16, 3/26 @ MIL	1st Qtr.	45, 2/25 @ PHX	11, 3/31 @ BKN
2nd Qtr.	51, 2/9 vs. NOP	21*, 1/5 vs. MEM	2nd Qtr.	46, 4/7 vs. MIN	14, 12/2 vs. HOU
1st Half	87, 2/9 vs. NOP	42, 3/26 @ MIL	1st Half	79, 4/7 vs. MIN	41, 11/21 vs. UTA
3rd Qtr.	44, 3/24 vs. IND	17, 3/13 @ SAC	3rd Qtr.	41, 12/25 vs. BOS	17, 12/7 vs. NOP
Thru 3	116, 3/24 vs. IND	67, 1/3 vs. MIA	Thru 3	109, 11/15 vs. SAC	71, 12/7 vs. NOP
4th Qtr.	44, 1/9 vs. TOR	14, 11/27 @ PHI	4th Qtr.	46, 3/24 vs. IND	11, 10/26 vs. PHX
2nd Half	81, 1/9 vs. TOR	41*, 3/29 @ IND	2nd Half	78, 1/9 vs. TOR	35, 12/7 vs. NOP
OT	16, 3/26 @ MIL	8, 2/29 vs. WAS	OT	17, 10/29 @ SAC	5, 2/29 vs. WAS
2OT	15, 1/27 @ GSW	11, 3/26 @ MIL	2OT	14, 1/27 @ GSW	7, 3/26 @ MIL
Win Margin	44, 12/7 vs. NOP	1*, 3/8 vs. MIL	Win Margin	44, 11/27 @ PHI	1, 11/6 @ MIA
FG	53*, 2/29 vs. WAS	32, 3/22 vs. PHI	FG	59, 3/24 vs. IND	33, 3/22 vs. PHI
FGA	108, 3/26 @ MIL	77, 3/31 @ BKN	FGA	119*, 3/26 @ MIL	75, 12/5 vs. PHX
FG %	.609, 1/25 vs. CHI	.389, 3/26 @ MIL	FG %	.591, 1/23 @ LAC	.344, 3/22 vs. PHI
3-Pt. FG	22, 11/14 vs. MEM	4*, 1/3 vs. MIA	3-Pt. FG	23*, 1/27 @ GSW	7, 12/7 vs. NOP
3-Pt. FGA	45, 10/29 @ SAC	19, 11/12 vs. POR	3-Pt. FGA	58, 1/27 @ GSW	25, 12/5 vs. PHX
3-Pt. FG %	.645, 1/25 vs. CHI	.133, 1/3 vs. MIA	3-Pt. FG %	.529, 12/20 @ CHI	.216, 3/22 vs. PHI
FT	38*, 3/24 vs. IND	4, 2/25 @ PHX	FT	36, 1/13 @ UTA	5, 3/2 vs. DEN
FTA	43*, 3/24 vs. IND	8, 2/25 @ PHX	FTA	39, 1/13 @ UTA	7*, 3/2 vs. DEN
FT %	1.000, 12/28 vs. CHA	.500, 4/2 @ TOR	FT %	1.000, 2/1 @ BOS	.607, 12/28 vs. CHA
Offensive Reb.	21, 12/5 vs. PHX	3*, 3/6 vs. SAC	Offensive Reb.	19*, 11/17 @ POR	5*, 4/2 @ TOR
Defensive Reb.	54, 3/26 @ MIL	24, 12/5 vs. PHX	Defensive Reb.	46, 3/26 @ MIL	20, 11/14 vs. MEM
Rebounds	69, 3/26 @ MIL	30, 1/25 vs. CHI	Rebounds	61, 3/26 @ MIL	33, 11/14 vs. MEM
Assists	41, 12/28 vs. CHA	17, 11/4 @ ORL	Assists	39, 3/24 vs. IND	16, 10/26 vs. PHX
Steals	14*, 12/13 @ SAS	1*, 3/22 vs. PHI	Steals	20, 11/15 vs. SAC	1, 2/3 @ NYK
Blocks	11*, 4/6 vs. CLE	1*, 1/17 vs. DAL	Blocks	12, 2/1 @ BOS	1*, 2/28 @ LAC
Turnovers	23, 11/15 vs. SAC	5*, 3/8 vs. MIL	Turnovers	24, 10/26 vs. PHX	4, 11/22 vs. DAL
Pts. In The Paint	82, 2/29 vs. WAS	32, 2/1 @ BOS	Pts. In The Paint	76, 3/6 vs. SAC	34*, 12/2 vs. HOU
2nd-Chance Pts.	20, 11/14 vs. MEM	2, 2/4 @ NYK	2nd-Chance Pts.	36, 11/4 at ORL	2, 4/3 @ WAS
Fast Break Pts.	35, 1/21 vs. POR	5, 11/4 at ORL	Fast Break Pts.	34, 4/3 @ WAS	5, 11/29 @ DET
Off Opp. Turnover	30, 2/28 @ LAC	3, 12/25 vs. BOS	Off Opp. Turnover	30, 11/15 @ SAC	5, 12/18 vs. NYK
FG % (Qtr.)	.833, 1/25 vs. CHI (2nd)	.278, 3/6 vs. SAC (2nd)	FG % (Qtr.)	.783, 3/6 vs. SAC (2nd)	.158, 11/22 vs. DAL (4th)
Rebounds (Qtr.)	20, 11/21 vs. UTA (1st)	3, 2/9 vs. NOP (1st)	Rebounds (Qtr.)	21, 12/2 vs. HOU (4th)	5*, 1/15 OKC (3rd)
Assists (Qtr.)	13*, 12/23 @ OKC (2nd)	3*, 4/3 @ WAS (1st)	Assists (Qtr.)	14*, 3/24 vs. IND (4th)	1, 10/26 vs. PHX (4th)
FG% (Half)	.674, 2/9 vs. NOP (1st)	.333, 3/26 @ MIL (1st)	FG% (Half)	.638 1/9 vs. TOR (2nd)	.271, 12/7 vs. NOP (2nd)
Rebounds (Half)	37, 3/10 vs. MIN (2nd)	9, 2/9 vs. NOP (1st)	Rebounds (Half)	35, 12/2 vs. HOU (2nd)	12, 1/9 vs. TOR (2nd)
Assists (Half)	22*, 12/28 vs. CHA (2nd)	7, 3/31 @ BKN (2nd)	Assists (Half)	22, 3/24 vs. IND (2nd)	6, 11/1 vs. LAC (2nd)

## THE LAKERS WHEN...


Overall	45-34	Against teams with a .500+ record (day of game)	24-27
As home team (including IST semifinals game in LV)	28-13	Against teams with a sub-.500 record	21-7
As road team	17-21	Following a loss	22-11
Leading (or tied) after first quarter	28-11	On first game of back-to-back	8-7
Behind after first quarter	17-23	On second game of back-to-back	8-7
Leading (or tied) at halftime	33-5		
Behind at halftime	12-29	vs. Western Conference	25-24
Leading (or tied) after third quarter	35-3	vs. Pacific Division	7-9
Behind after third quarter	10-31	vs. Northwest Division	9-8
		vs. Southwest Division	9-7
Decided by three points or less	10-4	vs. Eastern Conference	20-10
Decided by single digits	26-10	vs. Atlantic Division	7-4
Decided by 10 points or more	19-24	vs. Central Division	8-2
More rebounds than opponent (or tied)	31-8	vs. Southeast Division	5-4
Fewer rebounds than opponent	14-26		
Grab 50 or more rebounds	11-3	October	2-2
More assists than opponent (or tied)	34-7	November	9-7
Fewer assists than opponent	11-27	December	6-8
Dish 30 or more assists	23-7	January	7-8
More FTA than opponent (or tied)	37-25	February	9-3
Fewer FTA than opponent	8-9	March	9-5
More 3FG than opponent (or tied)	24-6	April	3-1
Fewer 3FG than opponent	21-28		
More blocks than opponent (or tied)	32-19	Monday	5-5
Fewer blocks than opponent	13-15	Tuesday	7-4
More turnovers than opponent (or tied)	22-22	Wednesday	8-7
Fewer turnovers than opponent	23-12	Thursday	6-5
Outshooting opponent (or tied)	39-10	Friday	6-4
Outshot by opponent	6-24	Saturday	6-5
		Sunday	7-4
More bench points than opponent (or tied)	23-10		
Fewer bench points than opponent	22-24	On national TV	21-19
More points in the paint than opponent (or tied)	35-16	On TNT	6-6
Fewer points in the paint than opponent	10-18	On ESPN	6-7
More second-chance points than opponent (or tied)	16-7	On ABC	2-3
Fewer second-chance points than opponent	29-27	On NBA TV	7-4
More fast break points than opponent (or tied)	26-14		
Fewer fast break points than opponent	19-20	In Icon (gold) jersey	21-15
Shooting .500 or better from the floor	34-10	In Statement (purple) jersey	4-9
Shooting below .500	11-24	In Association (white) jersey	13-7
Opponent shoots .500 or better from the floor	7-19	In City Edition (black) jersey	7-2
Opponent shoots below .500	38-15	In Mamba jersey	0-1
Scoring 100+ points	45-30		
Scoring 99 points or less	0-4		
Opponents score 100+ points	38-34		
Opponents score 99 points or less	7-0		
Playing in an overtime game	4-1		
All five Lakers starters score in double figures	16-5		
A Lakers player scores 40 points	5-2		
A Lakers player scores 50 points	0-0		
Three Lakers players score 20 or more points	20-10		
Two Lakers players score 30 or more points	2-2		
Two Lakers players have 10 or more assists	3-0		
Two Lakers players have a double-double	18-12		
Three Lakers players have a double-double	3-2		
A Lakers player has a triple-double	4-3		
LeBron James scores 30 or more points	12-6		
LeBron James has 10 or more assists	9-7		
Anthony Davis scores 20 or more points	36-20		
Anthony Davis has a double-double	40-21		



## 2023-24 IDENTIFICATION CHART



**MAX CHRISTIE**  
#10



**ANTHONY DAVIS**  
#3



**SPENCER DINWIDDIE**  
#26




**RUI HACHIMURA**  
#28



**JAXSON HAYES**  
#11



**JALEN HOOD-SCHIFINO**  
#0



**LEBRON JAMES**  
#23



**MAXWELL LEWIS**  
#21




**TAUREAN PRINCE**  
#12



**AUSTIN REAVES**  
#15



**CAM REDDISH**  
#5



**D'ANGELO RUSSELL**  
#1




**JARRED VANDERBILT**  
#2



**GABE VINCENT**  
#7



**CHRISTIAN WOOD**  
#35



**COLIN CASTLETON**  
#14



**HARRY GILES III**  
#20



**SKYLAR MAYS**  
#4