



CHARLOTTE HORNETS

(24-20)

AT

BOSTON CELTICS

(23-22)



WEDNESDAY • JANUARY 19, 2022 • 7:30 PM (ET) • TD GARDEN, BOSTON, MA

NO	DATE	OPP	TIME/SCORE	TV,+/-
1	10/20	IND	W, 123-122	+1
2	10/22	at CLE	W, 123-112	+16
3	10/24	at BKN	W, 111-95	+16
4	10/25	BOS	L, 140-129 ^{OT}	-11
5	10/27	at ORL	W, 120-111	+9
6	10/29	at MIA	L, 99-114	-15
7	10/31	POR	W, 125-113	+12
8	11/1	CLE	L, 110-113	-3
9	11/3	at GSW	L, 92-114	-22
10	11/5	at SAC	L, 110-140	-30
11	11/7	at LAC	L, 106-120	-14
12	11/8	at LAL	L, 123-126 ^{OT}	-3
13	11/10	at MEM	W, 118-108	+10
14	11/12	NYK	W, 104-96	+8
15	11/14	GSW	W, 106-102	+4
16	11/17	WAS	W, 97-87	+10
17	11/19	IND	W, 121-118	+3
18	11/20	at ATL	L, 105-115	-10
19	11/22	at WAS	W, 109-103	+6
20	11/24	at ORL	W, 106-99	+7
21	11/26	MIN	W, 133-115	+18
22	11/27	at HOU	L, 143-146 ^{OT}	-3
23	11/29	at CHI	L, 119-133	-14
24	12/1	at MIL	L, 125-127	-2
25	12/5	at ATL	W, 130-127	+3
26	12/6	PHI	L, 124-127 ^{OT}	-3
27	12/8	PHI	L, 106-110	-4
28	12/10	SAC	W, 124-123	+1
29	12/13	at DAL	L, 96-120	-24
30	12/15	at SAS	W, 131-115	+16
31	12/17	at POR	L, 116-125	-9
32	12/19	at PHX	L, 106-137	-31
33	12/20	at UTA	L, 102-112	-10
34	12/23	at DEN	W, 115-107	+8
35	12/27	HOU	W, 123-99	+24
36	12/29	at IND	W, 116-108	+8
37	1/2	PHX	L, 99-133	-34
38	1/3	at WAS	L, 121-124	-3
39	1/5	DET	W, 140-111	+29
40	1/8	MIL	W, 114-106	+8
41	1/10	MIL	W, 103-99	+4
42	1/12	at PHI	W, 109-98	+11
43	1/14	ORL	L, 109-116	-7
44	1/17	at NYK	W, 97-87	+10
45	1/19	at BOS	7:30 PM	ESPN/BSSE
46	1/21	OKC	7:00 PM	BSSE
47	1/23	ATL	7:00 PM	BSSE
48	1/25	at TOR	7:00 PM	BSSE
49	1/26	at IND	7:00 PM	BSSE
50	1/28	LAL	7:00 PM	BSSE
51	1/30	LAC	1:00 PM	BSSE
52	2/2	at BOS	7:30 PM	BSSE
53	2/4	CLE	7:00 PM	BSSE
54	2/5	MIA	7:00 PM	BSSE
55	2/7	TOR	7:00 PM	BSSE
56	2/9	CHI	7:30 PM	ESPN/BSSE
57	2/11	at DET	7:00 PM	BSSE
58	2/12	MEM	7:00 PM	BSSE
59	2/15	at MIN	8:00 PM	BSSE
60	2/17	MIA	7:00 PM	BSSE
61	2/25	TOR	7:00 PM	BSSE
62	2/27	DET	7:00 PM	BSSE
63	2/28	at MIL	8:00 PM	NBATV/BSSE
64	3/2	at CLE	7:00 PM	BSSE
65	3/5	SAS	7:00 PM	BSSE
66	3/8	BKN	7:00 PM	BSSE
67	3/9	BOS	7:00 PM	BSSE
68	3/11	at NOP	8:00 PM	BSSE
69	3/14	at OKC	8:00 PM	BSSE
70	3/16	ATL	7:00 PM	BSSE
71	3/19	DAL	7:00 PM	NBATV/BSSE
72	3/21	NOP	7:00 PM	BSSE
73	3/23	NYK	7:00 PM	BSSE
74	3/25	UTA	7:00 PM	BSSE
75	3/27	at BKN	7:30 PM	BSSE
76	3/28	DEN	7:00 PM	BSSE
77	3/30	at NYK	7:30 PM	BSSE
78	4/2	at PHI	12:30 PM	BSSE
79	4/5	at MIA	7:30 PM	BSSE
80	4/7	ORL	7:00 PM	BSSE
81	4/8	at CHI	8:00 PM	BSSE
82	4/10	WAS	TBD	BSSE

All times are based in Eastern Time Zone

TONIGHT'S BROADCAST: ESPN - Mike Breen (play-by-play), Doris Burke (color), Cassidy Hubbarth (sideline)
 Bally Sports Southeast - Eric Collins (play-by-play), Dell Curry (color), Ashley ShahAhmadi (sideline)
RADIO: WFNZ 102.5 FM / 610 AM - Sam Farber

CHARLOTTE HORNETS LAST GAME STARTERS

PLAYER INFORMATION	2021-22 STATS	BUZZWORTHY
20 GORDON HAYWARD F • 6-7 • 230 • Butler	PPG: 17.3 RPG: 4.7 APG: 3.7 Last game: 16 points (6-16 G, 3-8 3pt, 1-3 FT), 2 rebounds, 4 assists, 2 steals in 36 minutes	<ul style="list-style-type: none"> Scored 41 points in three quarters at SAS on Dec. 15, 2021, second player this season and in franchise history (since '97-98) Recorded a career-high 44 points on Jan. 6, 2021 at ATL Hit the 10,000-point mark in his career at NOP on Jan. 8; currently has 11,418 career points
0 MILES BRIDGES F • 6-7 • 225 • Michigan State	PPG: 20.0 RPG: 7.3 APG: 3.6 Last game: 38 points (14-20 FG, 5-9 3pt, 5-5 FT), 12 rebounds, 5 assists, 1 steal, 1 block in 39 minutes	<ul style="list-style-type: none"> Has seven 30-point games and 22 20-point games this season, 23rd in the NBA in scoring Named Eastern Conference Player of the Week on 10/25 for games played from 10/19-10/24 Increased his scoring average from last season (12.7) to this season by +7.3 points per game.
24 MASON PLUMLEE C • 7-0 • 250 • Duke	PPG: 6.6 RPG: 7.0 APG: 2.8 Last game: 5 points (2-2 FG, 1-3 FT), 2 rebounds, 3 assists, 1 steal in 28 minutes	<ul style="list-style-type: none"> Went a perfect 7-for-7 for a season-high 15 points to go with three blocks vs. HOU on Had two triple-doubles during the 2020-21 season, one of four centers with multiple triple-doubles along with Jokic, Adebayo and Vucevic Averaged a career-high 9.3 rebounds per game last season
11 CODY MARTIN F • 6-6 • 200 • Nevada	PPG: 8.4 RPG: 4.2 APG: 2.7 Last game: 9 points (3-11 FG, 2-5 3pt, 1-3 FT), 7 rebounds, 4 assists, 1 block in 46 minutes	<ul style="list-style-type: none"> Ranks tied for 19th in steals (1.44) and fourth in charges drawn (0.31) per game; fifth in total charges drawn (12) Had a career-high 21 points on 8-of-13 shooting at San Antonio on Dec. 15 Scored 10+ points in four straight games (12/5-12/10)
3 TERRY ROZIER G • 6-1 • 195 • Louisville	PPG: 18.4 RPG: 4.1 APG: 3.6 Last game: 22 points (8-18 FG, 4-11 3pt, 2-2 FT), 6 rebounds, 7 assists, 1 steal in 35 minutes	<ul style="list-style-type: none"> Recorded 42 points and a career-high 10 3PM at CLE on 12/23, set an NBA record for 3s in a season opener Has 498 made 3s with CHA, passing Nic Batum (496) on Jan. 17 for fifth in franchise history Ranks 20th (104) in total 3s this season and 12th in 3s (3.0) per game

INFORMATION

TABLE OF CONTENTS

- Roster/Pronunciations/Transactions
- Overall Stats, Leaders, Wins vs. Losses Stats
- Tonight's/Next Opponents
- Hornets Recent/ Previous Box Scores
- Hornets Game Notes: Player Notes
- Hornets Game Notes: Team Notes
- Swarm Notes/Assignments & Recalls
- Hornets Head Coach and Player Information
- Players & Broadcasters Social Media Info
- Starting Lineups, Games Missed
- Inactive List & Coaches Challenges
- Misc. Stats, Breakdown, Technicals/Flagrants
- CHA/Opp. Game, Half, Quarters Highs/Lows
- Hornets/Opponents Game-by-Game Stats

INJURIES/NOTES:

- Arnoldas Kulboka (Transferred to G League) - OUT
 - Scottie Lewis (Transferred to G League) - OUT
 - Kelly Oubre Jr. (Return from Health and Safety Protocols) - QUESTIONABLE
- For injury updates, follow @HornetsPR on Twitter **HERE**.
 Official daily injury reports **HERE**.

HEAD COACH JAMES BORREGO PREGAME MEDIA AVAILABILITY:

90 minutes prior to game, 6:00 p.m. ET

Hornets Official Twitter **HERE**

Hornets 2021-22 Media Guide **HERE**

	RECORD	HOME	ROAD	OVERTIME
OVERALL	24-20	12-6	12-14	0-4
EASTERN	16-10	7-5	9-5	0-2
WESTERN	8-10	5-1	3-9	0-2
SOUTHEAST	5-4	1-1	4-3	0-0
ATLANTIC	4-3	1-3	3-0	0-2
CENTRAL	7-3	5-1	2-2	0-0
SOUTHWEST	3-2	1-0	2-2	0-1
NORTHWEST	3-2	2-0	1-2	0-0
PACIFIC	2-6	2-1	0-5	0-1

CURRENT STREAKS

OVERALL: W1 **HOME:** L1 **ROAD:** W2

HORNETS IN BACK-TO-BACK GAMES: 5-11 **First game:** 5-3 **Second Game:** 0-8

Swept: 0 Split: 5 Been Swept: 3

2021-22 CHARLOTTE HORNETS ROSTER

NO.	PLAYER	POSITION	HEIGHT	WEIGHT	BIRTHDATE	PRIOR TO NBA/COUNTRY	YEARS PRO
2	LaMelo Ball	G	6-7	185	08/22/01	Illawarra/USA	1
5	James Bouknight	G	6-4	185	09/18/00	Connecticut/USA	R
0	Miles Bridges	F	6-7	225	03/21/98	Michigan State/USA	3
22	Vernon Carey Jr.	C	6-9	258	02/25/01	Duke/USA	1
20	Gordon Hayward	F	6-7	230	03/23/90	Butler/USA	11
23	Kai Jones	F/C	6-10	225	01/19/01	Texas/Bahamas	R
98	Arnoldas Kulboka ^{2-W}	F	6-10	225	01/04/98	Bilbao Basket (Spain)/Lithuania	R
16	Scottie Lewis ^{2-W}	G	6-4	190	03/12/00	Florida/USA	R
11	Cody Martin	F	6-6	200	09/28/95	Nevada/USA	2
6	Jalen McDaniels	F	6-9	212	01/31/98	San Diego State/USA	2
12	Kelly Oubre Jr.	F/G	6-6	205	12/09/95	Kansas/USA	6
24	Mason Plumlee	C	7-0	250	03/05/90	Duke/USA	8
14	Nick Richards	C	7-0	250	11/29/97	Kentucky/Jamaica	1
3	Terry Rozier	G	6-1	195	03/17/94	Louisville/USA	6
10	Ish Smith	G	6-0	180	07/05/88	Wake Forest/USA	11
21	JT Thor	F	6-9	205	08/26/02	Auburn/USA	R
25	PJ Washington	F	6-7	230	08/23/98	Kentucky/USA	2

^{2-W} Denotes Two-Way contract player

Head Coach: James Borrego (College - San Diego)

Assistant Coaches: Jay Triano (College - Simon Fraser)

Chad Iske (College - Kansas)

Marlon Garnett (College - Santa Clara)

Jay Hernandez (College - Hofstra)

Dutch Gaitley (College - Temple)

Nick Friedman (College - Miami)

Norman Richardson (College - Hofstra)

Director of Health Care & Sports Performance: Joe Sharpe (College - Old Dominion)

Associate Head Athletic Trainer: Quinton Sawyer (College - North Carolina)

Assistant Athletic Trainer: Nina Hsieh (College - Cal State Fullerton)

Director of Applied Sports Science: Daniel Taylor (College - Franklin Pierce College)

Director of Rehabilitation: Jameel Battle (College - Western Kentucky)

Strength & Conditioning Coach: Adam Linens (College - North Carolina)

Assistant Strength & Conditioning Coach: Jason Meiring (College - Colorado Mesa University)



PRONUNCIATION GUIDE: LaMelo (Luh-Mell-O) Ball, James Bouknight (book-night), Kai (Kye) Jones, Arnoldas Kulboka (are-NALL-duss COOL-buh-kuh),

HOW THE HORNETS WERE BUILT: Hornets President of Basketball Operations and General Manager Mitch Kupchak has made several moves since joining Charlotte in the front office in 2018. Here's a quick look at how the 2021-22 Hornets training camp roster was created:

CHARLOTTE HORNETS 2021-22 NUMERICAL ROSTER

0	Miles Bridges
2	LaMelo Ball
3	Terry Rozier
5	James Bouknight
6	Jalen McDaniels
10	Ish Smith
11	Cody Martin
12	Kelly Oubre Jr.
14	Nick Richards
16	Scottie Lewis
20	Gordon Hayward
21	JT Thor
22	Vernon Carey Jr.
23	Kai Jones
24	Mason Plumlee
25	PJ Washington
98	Arnoldas Kulboka

LaMelo Ball	Selected in the first round (3rd overall) of the 2020 NBA Draft by the Charlotte Hornets (11/18/20)
James Bouknight	Selected in the first round (11th overall) of the 2021 NBA Draft by the Charlotte Hornets (8/3/21)
Miles Bridges	Acquired in a trade with the Los Angeles Clippers who selected him in the first round (12th overall) of the 2018 NBA Draft along with two future second-round draft picks in exchange for Shai Gilgeous-Alexander (11th overall pick) on draft night (6/21/18)
Vernon Carey Jr.	Selected in the second round (32nd overall) of 2020 NBA Draft by the Charlotte Hornets (11/18/20)
Gordan Hayward	Acquired in a trade with the Boston Celtics along with 2023 and 2024 second-round draft picks in exchange for a 2022 second-round draft pick (11/29/20)
Kai Jones	Acquired in a trade with the New York Knicks who selected him in the first round (19th overall) of the 2021 NBA Draft in exchange for a 2022 protected first-round pick on draft night (8/3/21)
Arnoldas Kulboka	Selected in the second round (55th overall) of the 2018 NBA Draft (6/21/18)
Scottie Lewis	Selected in the second round (56th overall) of the 2021 NBA Draft (6/21/18)
Cody Martin	Selected in the second round (36th overall) of the 2019 NBA Draft (6/20/19)
Jalen McDaniels	Selected in the second round (52nd overall) of the 2019 NBA Draft (6/20/19)
Kelly Oubre Jr.	Signed a deal as a free agent with Charlotte (8/7/21)
Mason Plumlee	Acquired in a trade with the Detroit Pistons along with JT Thor (37th overall) in exchange for the draft rights to Balsa Koprivica (8/6/21)
Nick Richards	Acquired with the New Orleans Pelicans who selected him in the second round (42nd overall) of the 2020 NBA Draft in exchange for a 2024 second-round pick on draft night (11/18/20)
Terry Rozier	Acquired from Boston Celtics along with a 2020 second-round pick in exchange for Kemba Walker and a 2020 second-round pick (7/6/19)
Ish Smith	Signed a deal as a free agent with Charlotte (8/7/21)
JT Thor	Acquired in a trade with the Detroit Pistons who selected him in the first round (37th overall) of the 2021 NBA Draft along with Mason Plumlee in exchange for Balsa Koprivica (8/6/21)
PJ Washington	Selected in the first round (12th overall) of the 2019 NBA Draft by the Charlotte Hornets (6/20/19)

HORNETS 2021-22 REGULAR SEASON STATISTICS

THROUGH JANUARY 17 (24-20)

CHARLOTTE HORNETS

2021-2022 REGULAR SEASON STATISTICS

PLAYER	G	GS	MIN	-FIELD GOALS-			-3-POINT-			-FREE THROWS-			--REBOUNDS--			PF	DQ	STL	TO	BLK	PTS	AVG	
				FG	FGA	PCT	FG	FGA	PCT	FT	FTA	PCT	OFF	DEF	TOT								AST
BRIDGES	42	42	1520	317	660	.480	83	255	.325	123	160	.769	54	253	307	152	109	0	47	76	37	840	20.0
BALL	37	37	1180	260	617	.421	100	271	.369	96	109	.881	59	208	267	283	112	3	62	111	15	716	19.4
ROZIER	35	35	1138	237	546	.434	104	275	.378	65	80	.813	25	118	143	127	48	0	42	38	15	643	18.4
HAYWARD	43	43	1439	269	573	.469	79	202	.391	125	148	.845	33	169	202	161	74	0	40	75	22	742	17.3
OUBRE	40	10	1128	243	530	.458	116	311	.373	62	92	.674	39	118	157	49	98	0	44	43	14	664	16.6
WASHINGTON	27	3	659	93	212	.439	47	119	.395	30	43	.698	39	110	149	61	71	1	20	39	27	263	9.7
MARTIN	39	6	1057	119	251	.474	42	89	.472	49	68	.721	50	115	165	106	63	0	56	35	20	329	8.4
PLUMLEE	35	35	870	101	163	.620	0	1	.000	28	76	.368	78	166	244	98	107	4	30	39	28	230	6.6
MCDANIELS	37	2	660	92	189	.487	30	84	.357	29	44	.659	29	103	132	42	65	0	20	29	14	243	6.6
SMITH	29	1	409	58	149	.389	8	20	.400	12	19	.632	4	37	41	78	27	0	18	31	7	136	4.7
RICHARDS	32	5	289	50	73	.685	0	0	---	24	29	.828	27	41	68	11	44	0	9	18	19	124	3.9
BOUKNIGHT	18	0	147	23	67	.343	11	28	.393	8	10	.800	14	13	27	14	12	0	1	6	0	65	3.6
CAREY	2	1	12	3	6	.500	0	0	---	1	1	1.000	2	1	3	0	1	0	1	1	0	7	3.5
THOR	10	0	109	9	25	.360	3	16	.188	5	8	.625	5	9	14	6	14	0	4	4	6	26	2.6
JONES	12	0	33	4	6	.667	0	1	.000	1	4	.250	1	5	6	2	2	0	0	5	0	9	0.8
LEWIS	2	0	7	0	0	---	0	0	---	1	2	.500	0	0	0	1	0	0	1	0	0	1	0.5
KULBOKA	1	0	3	0	0	---	0	0	---	0	0	---	0	0	0	0	0	0	0	0	0	0	0.0
HORNETS	44	-	10660	1878	4067	.462	623	1672	.373	659	893	.738	459	1466	1925	1191	847	8	395	571	224	5038	114.5
OPPONENTS	44	-	10660	1843	3963	.465	627	1750	.358	740	956	.774	485	1620	2105	1143	834	3	325	683	215	5053	114.8

PLAYER	MIN	REB	AST	ST	TO	BL	PTS	AVERAGE PER GAME							-CAREER HIGHS (C=SET, T=TIED THIS SEASON)-						
								MIN	REB	AST	STL	TO	BLK	PTS	FG	FGA	FT	FTA	REB	AST	PTS
BRIDGES	43	14	11	4	5	3	38	36.2	7.3	3.6	1.12	1.8	0.88	20.0	15C	28C	11C	12C	16	11C	38C
BALL	42	17	14	5	7	2	36	31.9	7.2	7.6	1.68	3.0	0.41	19.4	14	27	9	10	17C	14C	36C
ROZIER	43	8	8	6	3	2	35	32.5	4.1	3.6	1.20	1.1	0.43	18.4	16	29	9	12	11	11	43
HAYWARD	44	11	9	3	5	3	41	33.5	4.7	3.7	0.93	1.7	0.51	17.3	17	27	14	16	15	12	44
OUBRE	43	10	5	4	4	2	37	28.2	3.9	1.2	1.10	1.1	0.35	16.6	14	25	12	17	15	7	40
WASHINGTON	38	11	7	4	5	3	18	24.4	5.5	2.3	0.74	1.4	1.00	9.7	15	22	12	13	13	7C	42
MARTIN	46	8	6	4	4	3	21	27.1	4.2	2.7	1.44	0.9	0.51	8.4	8C	13C	6C	6T	11	9	21C
PLUMLEE	37	14	7	3	4	3	15	24.9	7.0	2.8	0.86	1.1	0.80	6.6	10	15	10	16	21	12	27
MCDANIELS	33	10	4	3	3	2	16	17.8	3.6	1.1	0.54	0.8	0.38	6.6	9	14	5T	6T	12	5	21
SMITH	32	5	8	2	4	2	18	14.1	1.4	2.7	0.62	1.1	0.24	4.7	15	28	7	8	14	16	32
RICHARDS	21	7	2	3	3	3	12	9.0	2.1	0.3	0.28	0.6	0.59	3.9	5C	5C	3C	3T	7C	2C	12C
BOUKNIGHT	26	6	3	1	2	0	24	8.2	1.5	0.8	0.06	0.3	0.00	3.6	9C	14C	3C	4C	6C	3C	24C
CAREY	11	2	0	1	1	0	7	5.9	1.5	0.0	0.50	0.5	0.00	3.5	9	14	4	4	6	1	21
THOR	28	4	3	2	1	3	8	10.9	1.4	0.6	0.40	0.4	0.60	2.6	3C	6C	2C	2C	4C	3C	8C
JONES	6	2	1	0	2	0	3	2.8	0.5	0.2	0.00	0.4	0.00	0.8	1C	2C	1C	2C	2C	1C	3C
LEWIS	4	0	1	1	0	0	1	3.3	0.0	0.5	0.50	0.0	0.00	0.5	0C	0C	1C	2C	0C	1C	1C
KULBOKA	3	0	0	0	0	0	0	2.7	0.0	0.0	0.00	0.0	0.00	0.0	0C	0C	0C	0C	0C	0C	0C
HORNETS	265	59	39	14	19	12	143	242.3	43.8	27.1	8.98	13.0	5.09	114.5	58	112	43	55	68	42	143C
OPPONENTS	265	68	36	15	21	10	146	242.3	47.8	26.0	7.39	15.5	4.89	114.8	62	117	43	56	75	47	146T

2021-22 HORNETS REGULAR SEASON OFFENSIVE LEADERS (INCLUDES TIES)

Player	Points				Rebounds		Assists	Double-Double	Triple-Double	Points	Individual Game Leaders			
	10+	20+	30+	40+	10+	20+	10+	Double-Double	Triple-Double		Rebounds	Assists	Steals	Blocks
BALL	34	17	4		7		9	13	2	11	11	24	12	3
BOUKNIGHT	3	1											1	
BRIDGES	39	22	7		8		1	8		13	13	6	8	14
CAREY JR.														
HAYWARD	34	15	3	1	1			1		6		5	8	6
JONES														
KULBOKA														
LEWIS														
MARTIN		1												
MCDANIELS	18										1	2	6	5
OUBRE JR.	9				1			1		5	1	2	3	5
PLUMLEE	29	14	3		1			1		5	9	2	7	4
RICHARDS	6				8			4			1	2	5	8
ROZIER	1										1	1	3	5
SMITH	29	16	4							9	1	1	5	2
THOR	5											2	1	2
WASHINGTON	13				2			1			6	1	2	8

2021-22 HORNETS WINS VS. LOSSES STATISTICS

IN WINS			IN LOSSES		
Most consecutive wins	5	11/10-11/19	Most consecutive losses	5	11/1-11/8
Most consecutive home wins	5	11/12-11/26	Most consecutive home losses	2	12/6-12/8
Most consecutive road wins	3	10/22-10/27	Most consecutive road losses	5	10/29-11/8
Largest margin of victory at home	29	1/5 vs. DET (140-111)	Largest margin of defeat at home	34	1/2 vs. PHX (99-133)
Largest margin of victory on road	29	1/5 vs. DET (140-111)	Largest margin of defeat on road	34	1/2 vs. PHX (99-133)
Largest lead in a game at home	36	1/5 vs. DET (140-111)	Largest deficit in a game at home	43	1/2 vs. PHX (99-133)
Largest lead in a game on road	36	1/5 vs. DET (140-111)	Largest deficit in a game on road	43	1/2 vs. PHX (99-133)
Largest deficit overcome at home	30	12/15 at SAS (131-115)	Largest blown lead in a loss at home	36	12/19 at PHX (106-137)
Largest deficit overcome on road	23	10/20 vs. IND (123-122)	Largest blown lead in a loss on road	18	12/1 at MIL (125-127)
Wire-to-wire wins	23	10/20 vs. IND (123-122)		12 (2)	10/25 vs. BOS (129-140 ^{OT})
	19	12/23 at DEN (115-107)		18	12/6 vs. PHI (124-127 ^{OT})
					12/1 at MIL (125-127)
Wire-to-wire losses	2	12/15 at SAS (131-115)		3	12/13 at DAL (96-120)
		1/5 vs. DET (140-111)			12/19 at PHX (106-137)

* bold indicates an active streak/last game

TONIGHT'S OPPONENT: BOSTON CELTICS - JANUARY 19 AT TD GARDEN

Charlotte & Boston Connections

Hornets C **Vernon Carey Jr.** and Celtics F **Jayson Tatum** played at Duke ... Hornets asst. coach **Marlon Garnett** and Celtics C **Bruno Fernando** were a part of the Hawks together for two seasons from 2019-21 ... Hornets F **Gordon Hayward** played for the Celtics for three seasons from 2017-20 ... Hornets G **Scottie Lewis** and Celtics C **Al Horford** played at Florida ... Hornets C **Mason Plumlee** and Celtics F **Juan Hernangomez** were teammates on the Nuggets for parts of four seasons from 2016-20 ... Hornets G **Terry Rozier** played for the Celtics for four seasons from 2015-19.

Charlotte vs. Boston Breakdown

	OVERALL	HOME	ROAD	NEUTRAL
All-Time Record	44-69	25-32	19-37	0-0
Current Streaks	Lost 2	Lost 1	Lost 9	---

2021-22 Charlotte vs. Boston

DATE	OPPONENT	TIME/RESULT	SEASON RECORD
10/25/21	vs. Boston	L, 129-140 ^{OT}	1-0
01/19/22	at Boston	7:30 PM	---
02/02/22	at Boston	7:30 PM	---
03/09/22	vs. Boston	7:00 PM	---

2020-21 Charlotte vs. Boston

DATE	OPPONENT	TIME/RESULT	SEASON RECORD
04/04/21	at Boston	L, 86-116	0-1
04/25/21	vs. Boston	W, 125-104	1-1
04/28/21	at Boston	L, 111-120	1-2

All-Time Regular Season Series Facts vs. Boston

Last 10 vs. BOS	2-8	Last 5 vs. BOS	1-4
Last Home Win	Apr. 25, 2021 (125-104)	Most Points Scored	136, Apr. 9, 1997 vs. BOS 136-111
Last Road Win	Apr. 11, 2016 (114-100)	Most Points Allowed	146, Feb. 7, 1990 at BOS 125-146
Last Home Loss	Oct. 25, 2021 (129-140 ^{OT})	Fewest Points Scored	59, Oct. 28, 2009 at BOS 59-92
Last Road Loss	Apr. 28, 2021 (111-120)	Fewest Points Allowed	74, Mar. 12, 2013 vs. BOS 100-74
Largest Win	26, Mar. 12, 2013 vs. BOS 100-74	High Individual Game	48, Glen Rice Mar. 6, 1997 vs. BOS
Largest Loss	33, Oct. 28, 2009 at BOS 59-92	Opp. High Individual Game	45, Larry Bird Nov. 14, 1990 at BOS

2021-22 HORNETS vs. BOSTON COMPARISONS

	PPG	FC%	3FC%	FT%	RPG	APG	SPG	TO	BPG
CHA	114.5	.462	.373	.738	43.8	27.1	8.98	13.0	5.09
OPP	114.8	.465	.358	.774	47.8	26.0	7.39	15.5	4.89
BOS	107.6	.447	.339	.819	45.8	22.6	7.38	14.2	5.87
OPP	105.7	.440	.344	.784	44.8	21.9	7.67	14.0	4.69

NEXT OPPONENT: OKLAHOMA CITY THUNDER - JANUARY 21 AT SPECTRUM CENTER

Charlotte & Oklahoma City Connections

Hornets G **LaMelo Ball** and Thunder G **Josh Giddey** played in the NBL in Australia ... Hornets F **Miles Bridges** and Thunder G/F **Shai Gilgeous-Alexander** were a part of a draft day trade that sent **Bridges** to the Hornets and **Gilgeous-Alexander** to the Clippers as the Thunder G was selected by Charlotte in the 2018 NBA Draft ... Hornets F **Gordon Hayward** and Thunder C **Derrick Favors** were teammates on the Jazz for seven seasons from 2010-17... Hornets F **Kelly Oubre Jr.** and Thunder G **Ty Jerome** were teammates on the Suns during the 2019-20 season and were a part of a trade that along with **Jalen Lecque** and **Ricky Rubio** that sent **Chris Paul** and **Abdel Nader** to Phoenix... Hornets G **Ish Smith** played for the Thunder during the 2014-15 season.

Charlotte vs. Oklahoma City Breakdown

	OVERALL	HOME	ROAD	NEUTRAL
All-Time Record	19-41	11-19	8-22	0-0
Current Streaks	Won 1	Lost 4	Won 1	--

2021-22 Charlotte vs. Oklahoma City

DATE	OPPONENT	TIME/RESULT	SEASON RECORD
01/21/22	vs. Oklahoma City	7:00 PM	---
3/14/22	at Oklahoma City	8:00 PM	---

2020-21 Charlotte vs. Oklahoma City

DATE	OPPONENT	TIME/RESULT	SEASON RECORD
12/26/20	vs. Oklahoma City	L, 107-109	0-1
04/07/21	at Oklahoma City	W, 113-102	1-1

Last Meeting (04/07/21)

	1Q	2Q	3Q	4Q	1OT	2OT	FINAL
Charlotte	32	24	29	28	---	---	113
Oklahoma City	29	22	26	25	---	---	102

Apr. 7, 2021 at Chesapeake Energy Arena - The Hornets took an early 10-point lead in the first five minutes of the contest, leading 13-3 and were ahead, 32-29, after the first quarter. Charlotte would find themselves down by four, 41-37, with 7:21 left in the second quarter, but were able to retake the lead, going up 56-51 at the half. The Hornets were knotted at 56 with the Thunder early in the third quarter, but took an eight-point lead, 85-77, heading into the fourth quarter. Charlotte started the final frame on a 14-6 run to go up by 16 with a little under eight minutes remaining in the game. The Hornets led by as much as 17 and hung on for the victory. **Jalen McDaniels** scored a career-high 21 points to go with six rebounds and two steals while **Terry Rozier** added 17 points and five assists. **Aleksej Pokusevski** and **Theo Maledon** each score a game-high 25 points.

THE BUZZ: HORNETS PLAYER NOTES

NEW YORK STATE OF MIND: Hornets forward Miles Bridges had yet another career outing on his way to the seventh 30-point game of the season after he poured in a career-high 38 points in a win at the Knicks on Jan. 17. Bridges also added 12 rebounds and five assists to his stat line to become just the fourth player in the last 30 seasons to post at least 35 points, 10 rebounds and five assists against New York at Madison Square Garden, joining Kevin Durant (1/26/16), Kobe Bryant (12/23/07) and Hakeem Olajuwon (12/02/93). He is also just fourth player in franchise history with 35-10-5 in a game along with Kemba Walker (3x), Gerald Wallace (1/16/08 vs. ORL) and Larry Johnson (12/2/92 at GSW) as this marked his second straight game with 30+ points at Madison Square Garden after he scored 30 points there on May 15, 2021.

Bridges got the ball rolling with a 22-point first quarter on 7-of-8 shooting, including three 3-pointers, setting a career-high for points in a quarter and the most points in an opening quarter for the franchise since the 1996-97 season when play-by-play data first became available. He ended the first half with 28 points and became just the fourth Hornets player in the last 25 seasons in with 28+ points in the first 25 minutes of play. Bridges has scored 30+ points in each of his last four games in New York with two 30-point games each against the Knicks and Nets, averaging 33.3 points per contest during those games, as only he and Kemba Walker (3) have had multiple 30-point performances at MSG in a Hornets uniform. This was the second game this season where Bridges totaled at least 35 points and 10 boards making him just one of six players this season with multiple games with 35 points and 10 rebounds.

Over his last five games, Bridges is averaging 23.4 points, 8.4 rebounds and 1.2 blocks per game, scoring 20+ points in three consecutive games, including four in his last five contests.

FILLING UP THE BOX SCORE: Hornets guard Terry Rozier has helped lead the way for Charlotte over their last five games, averaging 23.6 points, 5.8 rebounds, 5.0 assists and 1.6 steals per game, leading the Hornets in scoring over that span. Rozier has scored 20+ points in four of his last five games, including 20+ points in three consecutive games from Jan. 8-12, and is one of six players averaging at least 20.0 points, 5.0 rebounds, 5.0 assists and 1.5 steals per game over their last five outings.

During the five-game stretch, he is also averaging 4.0 made 3s per game, which is the most among the players averaging 20-5-5 and 1.5 steals per game over that period. Rozier averaged 7.8 points per game off the catch-and-shoot, including 2.6 3-pointers per game on those opportunities, shooting .382% from beyond the arc.

ANOTHER HORNETS MILESTONE: After climbing his way into the top 10 among Hornets 3-point field goals franchise leaders and finishing with the fifth most made 3s in a single season (222) during the 2021-22, Hornets guard Terry Rozier knocked down six 3s at Houston on Nov. 27 with, passing Devonte' Graham (431) for sixth all-time in made 3s in franchise history as he currently has 492. He capped off another milestone with four 3-point field goals vs. Cleveland on Nov. 1 which then put him at 402 during his Charlotte tenure as he became just the seventh player in franchise history to reach the 400 made 3s mark, doing so in his 135th game, which made him the fastest Hornets player to 400 treys, passing Devonte' Graham (157).

Rozier recorded his 30th career game with the Hornets where he has knocked down five-plus 3-point field goals at Chicago on Nov. 29 after making six 3s as he passed Devonte' Graham (27) for the second most such games in franchise history on Nov. 22. He now has 34 career games with five or more 3 with Charlotte after making five vs. Milwaukee on Jan. 8. In team history, the Hornets have had a player make eight or more 3s in 16 games with Rozier doing so in a franchise-leading five games, which also surpassed Graham (4).

RETURNING WITH FURY: Hornets forward Miles Bridges is averaging 21.1 points and 7.6 rebounds on .516% shooting from the field in his last eight games after returning from a two-game absence. Bridges notched his eighth double-double with 38 points and 12 rebounds for his 22nd 20-point effort of the season, which ranks tied for 10th in the East in 20-point games. In his second game back, he posted 23 points, a season-high 14 rebounds and a career-high tying four steals at Washington on Jan. 3, totaling 17 points and nine boards in the first half alone. He tied his career-high for rebounds in a half.

Since his return, Bridges has scored 10+ points in the paint in six of his last eight games, including 16 in the painted area at New York on Jan. 17 as that has been one of his strengths this season, marking his seventh game of the season scoring 16 points or more in the paint. In his last eight games, Bridges is averaging 11.8 points per game in the paint while averaging 10.5 points per game in the paint this season, which ranks ninth in the NBA among forwards, scoring 10+ points in the paint in 25 games on the year.

KNOCKING IT DOWN AT A HIGH CLIP: Hornets forward Gordon Hayward scored 30 points on 13-of-16 shooting while adding four rebounds, seven assists and three steals at Philadelphia on Jan. 12. Hayward started the game against the Sixers going a perfect 9-for-9 in the first half for 22 points to become just the fourth Hornets player since the 1996-97 season to score 20+ points without a miss in the first 24 minutes of the contest, joining Kemba Walker (2/28/18 at BOS), Al Jefferson (11/15/15 vs. POR) and Anthony Mason (2/17/97 vs. ORL). After shooting the highest field goal percentage in a 40-point game in franchise history earlier this season at San Antonio on Dec. 15, Hayward finished with the second highest shooting percentage in a 30-point performance in team history. His .813% shooting from the floor at Philadelphia in his 30-point game only trails Jefferson, who totaled 31 points, going 15-for-18 (.833%) from the field at Dallas on Nov. 5, 2015.

SHOOTING WITH CONFIDENCE: Hornets guard Terry Rozier was on a roll during a 10-game stretch from Dec. 20 to Jan. 12, scoring 20+ points in seven of the 10 games, including a season-high 35 points at Indiana on Dec. 29. Rozier notched 20+ points in the final three games of the stretch after he scored 22 points at Philadelphia on Jan. 12 and averaged 22.6 points and 5.0 rebounds over that time while totaling 42 made 3 on 90 attempts. Over the 10-game span, shot 476% from beyond the arc.

He made five 3-pointers at the Pacers on Dec. 29, his fourth game of the season with 30+ points and five made 3s or more as he is just one of 11 players with four or more such games. Rozier also knocked down seven 3s vs. the Rockets on Dec. 27 and is one of 19 players to make seven or more 3s in multiple games this season. Rozier is tied for 20th in the NBA this season in total made 3s with 100 and 15th in made 3-pointers per contest (2.9).

A QUARTER TO REMEMBER: Charlotte Hornets forward-guard Kelly Oubre Jr. had one of the most explosive quarters from beyond the arc in NBA history, knocking down eight 3s on nine attempts in the fourth quarter vs. Detroit on Jan. 5. According to Elias Sports Bureau, Oubre is just the fifth player in NBA history with eight or more 3s in a quarter, joining Klay Thompson (9), Joe Johnson (8), Kevin Love (8) and Michael Redd (8) as only he and Redd have made eight-plus treys in the final quarter of regulation. He smashed the franchise record for made 3-pointers in a quarter, which was previously five, and tied Terry Rozier (H2, 12/23/20 at CLE) for the most 3-point field goals made in a half in team history. Oubre finished with 32 points on a career-high nine triples, tying Malik Monk for the most 3s in a game by a reserve, as his 24 points in the fourth quarter tied Kemba Walker (Q4, 12/29/18 at WAS) for the most points in a quarter in franchise history.

Oubre appeared off the bench for the Hornets, setting the franchise record for points in a quarter by a reserve as only him and Redd made eight or more 3s in a quarter as a reserve. This marked his second game of the season with 30+ points off the bench making him just one of two players this season with multiple 30-point performances as a reserve along with Tyler Herro. Oubre also tied Patty Mills for the most 3s made in a game by a bench player this season while becoming just the second player in franchise history with two 30-point games as a reserve in a single season, joining Monk.

PASS FIRST POINT GUARD: Hornets guard LaMelo Ball finished with his fourth double-double of the year in a win vs. Washington on Nov. 17, posting 11 points and a new career-high 14 assists. Ball recorded the most assists by a Hornets player since Devonte' Graham had 15 assists on Nov. 27, 2019 vs. Detroit, which is also the last time a Charlotte player had a double-double with at least 14 assists. Ball has recorded nine point-assist double-doubles this season after totaling 12 points and 12 assists vs. Detroit on Jan. 5, tied for the 10th most this season, including in three consecutive games after posting 18 points and 13 assists at Chicago on Nov. 29, a triple-double with 19 points, 11 rebounds and 13 assists at Houston on Nov. 27 and 10 points and 13 assists vs. Minnesota on Nov. 26. He is one of nine players this season to record a point-assist double-double in three straight outings as this also marked his third consecutive game with 13 assists. Ball is just one of two players along with Chris Paul to record 13+ assists in three games in a row and the first since Brevin Knight (3/23-3/26) as he is the third player in franchise history with such a three-game streak. He has had nine games with 10+ dimes, which is tied for the 10th most games with 10 or more assists as the second-year guard is averaging 7.6 assists per contest, the seventh highest assists per game average.

This season, Ball is averaging 62.4 passes made per game, which ranks fifth in the NBA and sits at ninth among league leaders in assists points created. He is averaging 19.3 assists points created points.

PROLIFIC SCORING: Hornets forward Miles Bridges had yet another 30-point outing, totaling 35 points and 10 rebounds at Atlanta on Nov. 20. He has six 30-point games and 19 20-point games through just 42 games this season. In franchise history, Bridges tied Kemba Walker (4, 2018-19) for the most 30-point performances through the Hornets first 10 games of a season with four. Bridges is averaging 20.0 points per game after averaging 12.7 points per contest during the 2020-21 season, a +7.3 scoring average increase, which is the third largest in the NBA among players to attempts with at least 100 field goal attempts this season and last season, per Elias Sports Bureau.

Bridges' high scoring average increase is from a multitude of high scoring outings this season, including seven 30-point games and 22 20-point games after he had just three 30-point games and 24 20-point games during his first three seasons combined. He had four consecutive games with 25 points or more from Oct. 22-27, a new career long streak and scored 30 or more points in three of the first five games and in five of his first 20 games the Hornets played this season. He is the only player in franchise history with 30+ points three times in his first five games and the team's first five games of a season. After scoring 32 points at Golden State on Nov. 3, Bridges' 25-point streak earlier this season is the longest by a Hornets player since Terry Rozier (2/10-2/20/21) as the fourth-year pro out of Michigan State only had eight games with 25 points or better before the start of the 2021-22 season.

CONNECTING FROM BEYOND THE ARC: Charlotte Hornets forward-guard Kelly Oubre Jr. scored 35 points on 13-of-24 shooting, including six made 3s vs. Philadelphia on Dec. 6. This marked his second game this season with 35 points or more as he is the only player this season with a 35-point game as a starter and as a reserve as he has the second most 30-point contests in a season in his career through just 39 games. Oubre made five or more 3-point field goals in three straight games, a new career long streak, which was the longest streak by a Hornets player since Devonte' Graham (3 games, 4/25-4/28/21) as he is just the fifth player in franchise history with a three-game streak with five or more 3s. He is just one of eight players this season to knock down five-plus treys in three straight games.

Oubre has totaled 116 3-point field goals this season, which ranks 11th in the NBA, as he is one of 12 players to make five or more 3-pointers in nine or more games. This marks the most games in a season of his career with five-plus made 3s, as his previous high was four games with five-plus made 3-point field goals.

HIGHEST SCORING AVERAGE INCREASE			
PLAYER	21-22 AVG	20-21 AVG	PPG DIFF.
Tyrese Maxey	16.7	8.0	+8.7
Desmond Bane	17.7	9.2	+8.5
Miles Bridges	20.0	12.7	+7.3
Cole Anthony	18.8	12.9	+5.9
Reggie Jackson	16.4	10.7	+5.7

THE BUZZ: HORNETS PLAYER NOTES

RIDING THE WAVE OFF THE BENCH: Hornets forward-guard Kelly Oubre Jr. has been excellent for Charlotte through 40 games, averaging 16.6 points and 3.9 rebounds per game, which includes 10 starts. Oubre is one of four reserves along with Tyler Herro, Buddy Hield and Kevin Love to score 20+ points in three straight games as he has 10 20-point games this season after scoring 32 points on Jan. 5 vs. Detroit. When Oubre scores 20 points off the bench this season, the Hornets are 7-3 in those instances.

Off the bench, Oubre is averaging 16.3 points and 3.5 rebounds in 25.6 minutes per game over 30 games, which is the second highest scoring average by a reserve. He has made 85 3-point field goals as a reserve, the fifth most by a bench player, and made seven 3s in three games this season as he is one of eight players to knock down seven-plus 3-pointers in three games and one of three reserves (Hield, Patty Mills). Oubre scored 25+ points in his first appearances off the bench, totaling 25 points at Cleveland on Oct. 22 and 26 points vs. Portland on Oct. 31. Oubre and Herro are also the only two players with consecutive 25-point games off the bench as he is just the third Hornets player with consecutive games scoring 25 points or more. This marked the fourth time it was done by a Hornets reserve, joining Dell Curry (2, 12/19-12/22/92) and Malik Monk (2, 2/24-2/26/21; 2, 2/12-2/20/20).

ANOTHER CAREER NIGHT FOR LAMELO: Hornets guard LaMelo Ball scored a career-high 36 points as he shot 12-of-22 from the floor, including a career-high eight made 3s at Milwaukee on Dec. 1. Ball also added nine assists, five rebounds and two steals as he became the youngest player in franchise history to score 35 points or more in a game as he is just one of eight players in franchise history with eight-plus 3s made in a game. He is one of five players this season with 35 points, five rebounds and five assists while making eight or more 3-pointers and the first in Hornets franchise history. This marked the fourth game of the season where Ball has scored at least 30 points while recording five rebounds and five assists, which is tied for the fourth most in a single season in team history with Jamal Mashburn (4, 2000-01). Ball is one of 13 players this season with 30-5-5 in four or more games and is one of 12 players with eight or more outings with 25-5-5 as he has eight such games this season.

A KNACK FOR THE BOARDS: Hornets guard LaMelo Ball recorded his 12th double-double of the season at Indiana on Dec. 29, posting 21 points, 12 rebounds and nine assists for the near triple-double. This season, he is seventh among guards in double-doubles (13) while ranking tied for seventh in point-rebound double-doubles among backcourt players with six. Ball is averaging 7.2 rebounds per game, the eighth highest rebounding average in the NBA among guards. He has grabbed 10+ rebounds in seven games this season, seventh among guards. In his career, Ball already has 10 point-rebound doubles, which is tied with Kendall Gill (10) for the most point-rebound double-doubles among guards in franchise history.

MR. RELIABLE: The Charlotte Hornets received a huge boost in their win over New York on Jan. 17 from Miles Bridges who had yet another 30-point performance after he scored a career-high 38 points against the Knicks. Bridges has now scored 30 points or more in six games this season as he is one of 13 Eastern Conference players with 30+ points in seven or more games with Charlotte going 5-2 this season when he scores 30 points. Bridges scored 32 points at Atlanta on Dec. 5, his sixth 30-point game in just 25 games to become just the fifth player in franchise history with six or more 30-point games in 25 games as he tied Larry Johnson (6) for fourth. He is the first Hornets player with six or more 30-point games in 25 games since Kemba Walker who had seven such games in 2018-19. In his fourth season, Bridges is averaging 20.0 points per game and has totaled 840 points, ranking 23rd in the NBA in scoring average and 17th in total points this season.

LIGHTS OUT SHOOTING: Hornets forward Gordon Hayward had an incredibly efficient shooting night, going 15-for-19 from the floor for 41 points in just 29 minutes at San Antonio on Dec. 15. Hayward scored all of his points through just three quarters to become just the second player this season to score 40+ points in three quarters along with Stephen Curry (42, 11/8 vs. ATL), per Elias Sports Bureau. He is just the second player in franchise history along with Kemba Walker (46, 3/22/18 vs. MEM) to score 40 points or more in three quarters since the 1997-98 season as Curry was the last player with 40+ points in a game in 30 minutes or fewer (5/8/21 vs. OKC). Hayward's .789% field goal percentage at San Antonio is the highest by a 40-point scorer this season as Hayward is just one of three players this season to make at least 15 field goals on 20 attempts or less along with Giannis Antetokounmpo and Joel Embiid. Hayward has the best field goal percentage in a game by a player with 40 points or more since Jaylen Brown on Apr. 15, 2021 who had 40 points on .850% shooting.

He joined Walker as the only players in franchise history with 40+ points in 30 minutes or less as Hayward had the best shooting percentage by a Hornets player to score 40+ points in franchise history. In NBA history, Hayward is just the fourth player to score 40 points or more in 30 minutes or less and making 15+ field goals and finishing with a field goal percentage of .750% or better, joining Patrick Ewing (4/13/88, IND vs. NYK), George Gervin (11/10/94, CLE vs. SAS) and Klay Thompson (4/13/15, MEM vs. GSW; 1/21/19 GSW at LAL). He passed Hersey Hawkins (41 points, .778FG%, 2/9/94 vs. GSW) for the best field goal percentage in a 40-point game by a Hornets player as he became just the seventh player in franchise history with multiple 40-point performances. On Jan. 6, 2021, Hayward scored a career-high 44 points in a win over the Hawks at Atlanta.

30 MORE FOR MILES: Hornets forward Miles Bridges had a career night, scoring a new career-high 35 points on career-bests of 15 field goals and 28 attempts while adding 10 rebounds. Bridges is the first Hornets player to post 35 points and 10 rebounds in a game since Kemba Walker on Mar. 23, 2019 who had 36 points and 11 boards vs. Boston. This season, Bridges is just one of 21 players to post at least 35 points and 10 rebounds in a game as he has scored 30 points or more in five games in 20 games or less as he is just the fifth player in franchise history with five or more 30-point performances through the team's first 20 games of a season.

COUNT ON KELLY: Charlotte Hornets forward-guard Kelly Oubre Jr. had strong performances over a 10-game stretch from Nov. 24 to Dec. 13 with 20+ points in nine of those 10 games, including six straight games with 20+ points from Dec. 1-12, and scoring 25 points or more in four of those games. He scored 20 points at Dallas on Dec. 13 to set the longest streak of his career for consecutive 20-point games as Oubre is the first Hornets player with a six-game streak scoring 20 points or more since Kemba Walker (6, 4/1-4/10/19). Oubre scored 35 points vs. Philadelphia on Dec. 6 after posting 28 points at Atlanta on Dec. 5 and 25 points at Milwaukee on Dec. 1 as this marks the second time in his career that he notched 25+ points in three straight games. This season, he ranks sixth in made 3s (83) off the bench as he scored 20+ points in 11 games this season and 25 points or better in seven games. Oubre is one of four players this season with nine or more games with 20+ points off the bench and one of two players along with Tyler Herro to score 25 points in five or more games as a reserve this season.

STRONG IMPROVEMENT LEADING TO A CAREER SEASON: Charlotte Hornets forward Cody Martin notched his first 20-point game with 21 points and eight rebounds on 8-of-13 shooting in a win at San Antonio on Dec. 15 and followed it up with 14 points and five assists on a perfect 5-of-5 shooting. Martin set his then career-high after scoring a career-high 19 points in two outings, including at Atlanta (12/5) and vs. Sacramento (12/10). Martin has posted 10+ points in 17 games this season after just nine 10-point games through his first two seasons combined.

This season, Martin is averaging 8.4 points per game and shooting .474% from the field and .472% from 3-point range this season, after shooting .276% from beyond the arc last season, improving his percentage from last season to this season by .196%. He has also improved his scoring averaging by 4.4 points per game after averaging just 4.0 points per contest last season.

THIRD TIME'S A CHARM: Hornets guard LaMelo Ball filled up the box score once again, posting 19 points, 11 rebounds and 13 assists at Houston on Nov. 27. Ball is one of 12 players with multiple triple-doubles this season as this marked the third triple-double of his career, which he recorded at 20 years and 97 days old. He is the third youngest player to notch their third career triple-double only behind Luka Doncic and Magic Johnson. Ball is just the third player in franchise history with multiple triple-doubles through the team's first 25 games of a season along with Baron Davis (2, 2000-01) and Kendall Gill (1995-96) as he is already tied for the third most triple-doubles in a season in team history. Ball is also already tied for the fourth most triple-doubles in franchise history along with Davis.

After dishing out 13 assists at Chicago on Nov. 29, this marked the first time in his career that Ball has tallied 13 or more assists in three consecutive games. He now has five games this season with 13+ assists, which is tied for the third most in the NBA as he has the most games with 13 or more assists by a Hornets player since Brevin Knight (13) during the 2005-06 season.

THANKFUL FOR TERRY: The Charlotte Hornets received a second consecutive 25-point game from guard Terry Rozier who scored 27 points on 11-of-22 shooting while swiping a career-high six steals in a win at Orlando on Nov. 24. This was the first time this season that Rozier has had 20+ points in straight outings as he is the first Hornets player with six steals in a game since Michael Kidd-Gilchrist on Mar. 2, 2017. He is the first player to score 25 points and post six steals for Charlotte since Kemba Walker on Nov. 10, 2012 as Rozier is one of three players with 25 points and six steals along with Bam Adebayo and Stephen Curry and one of 13 players this season with six or more steals in a game.

BOMBS AWAY: Hornets guard LaMelo Ball has been excellent from beyond the arc early on in the 2021-22 season, knocking down 100 shots from 3-point range. Ball is currently tied for 21st in the NBA in made 3s this season. Ball has made seven or more 3s in three games this season as he is one of eight players with three-plus games with seven or more made 3s this season after he made a career-high tying seven 3s on a career-high 14 attempts vs. Boston on Oct. 25, finishing with 25 points. He had his second game with seven or more made 3s this season after he made 7 3s vs. Indiana on Oct. 20.

NOT YOUR TYPICAL GUARD: Hornets guard LaMelo Ball posted 12 points, a career-high 17 rebounds, nine assists and a career-high tying five steals in a win vs. New York on Nov. 12 for his third double-double of the season. The game marked a second consecutive game with a near triple-double and the second time already this season he has had 15+ rebounds after collecting a then career-best 16 rebounds at Los Angeles on Nov. 8. Ball tied Jeremy Lamb (17, 11/26/16 vs. NYK) for the most rebounds by a Hornets guard in a game in franchise history as he is the first guard with multiple 15-rebound performances in a career and a single season for Charlotte. He is the first player with multiple games grabbing 15+ rebounds for the Hornets since Bismack Biyombo (2) during the 2019-20 season and one of two guards this season with 15 boards or more in two games.

Ball led both the Hornets and Knicks in rebounds, assists and steals and became the third youngest player in NBA history to lead both teams in those categories in a game. The only other players to achieve this at a younger age than Ball are Luka Doncic (2019) and Magic Johnson (1979), per Elias Sports Bureau.

YOUNGEST TO 3RD CAREER TRIPLE-DOUBLE		
PLAYER	AGE	STATS/OPP
Luka Doncic	19 years, 343 days	19p/10r/11a vs. CHA, 2/6/19
Magic Johnson	20 years, 94 days	20p/11r/11a at DEN, 11/16/79
LaMelo Ball	20 years, 97 days	19p/11r/13a at HOU, 11/27/21
LeBron James	20 years, 100 days	40p/10r/10a vs. MIL, 4/9/05
Lamar Odom	20 years, 130 days	21p/10r/10a at SAC, 3/15/00

THE BUZZ: HORNETS PLAYER NOTES

WATCH YOUR POCKETS: Hornets guard LaMelo Ball and forward Cody Martin have been amongst the league's steals leaders throughout the season with Ball currently ranking eighth and Martin ranking tied for 19th in the NBA in steals per contest. Ball is averaging 1.68 steals while Martin is averaging 1.44 steals per outing this season. Martin has recorded multiple steals in 20 games this season, tied for sixth in the NBA, as Ball has recorded multiple steals in 18 games, tied for the 10th most in the NBA this season.

JALEN STEPS UP: Hornets forward Jalen McDaniels scored 12 points at Indiana on Dec. 29 in his second start of the season, marking his fifth straight game with 10+ points. McDaniels set a new career long streak of games where he scored in double figures as he had 10+ points in the final four games of the 2020-21 season (5/11-5/16). During the five-game stretch from Dec. 19-29, he averaged 12.8 points per game while shooting .543% from the field and .385% from the beyond the arc. When McDaniels was on the floor over those five contests, the Hornets averaged 67.6 points per game.

BOUK IT: Without seven players vs. Sacramento on Dec. 10, the Charlotte Hornets received a much needed offensive outburst from rookie guard James Bouknight who scored 24 points on 9-of-14 shooting, including 6-for-8 from beyond the arc. His six made 3s are tied for the third most by a rookie this season as he is just one of nine Hornets rookies in franchise history to score 24 points or more in their 11th career game or sooner; this marked the 11th game of his career. Bouknight is one of five rookies in team history to knock down six or more 3s in a game along with LaMelo Ball, D.J. Augustin, PJ Washington and Walter Herrmann

RAINING DOUBLE-DOUBLES: Hornets guard LaMelo Ball picked up third straight double-double and 10th double-double of the season with 18 points and 13 assists, including his seventh in his last nine games, as all 10 of his double-doubles were recorded in November. Ball had the sixth most double-doubles in the month of November as he averaged 19.7 points, 8.6 rebounds and 9.1 assists over 16 games played during the month, ranking third in assists per game in November. Ball was one of four players to appear in at least 10 games in November and average at least 8.0 rebounds and 8.0 assists along with Luka Doncic, James Harden and Russell Westbrook with Ball being the only player to average at least 8.5 rebounds and 8.5 assists per game in November. In franchise history, Ball was tied for the second most double-doubles in November.

HISTORY REPEATS ITSELF: Charlotte Hornets guard LaMelo Ball totaled 25 points, 16 rebounds and 11 assists, setting a new career-high in rebounds for the second triple-double of his career at Los Angeles on Nov. 8. Ball is one of one of five players along with Giannis Antetokounmpo, Kevin Durant, Joel Embiid and Nikola Jokic to post at least 25 points, 15 rebounds and 10 assists. At 20 years and 78 days old, Ball is the youngest player in NBA history with 25 points, 15 boards and 10 assists in a game surpassing Luka Doncic's previous record (20 years, 321 days) as he is just the second player in franchise history with 25-15-10, joining Larry Johnson (29-20-11, 12/27/93 vs. DET).

After becoming then the youngest player to record a triple-double on Jan. 9 vs. Atlanta at 19 years and 140 days old, Ball is the seventh player in franchise history with multiple triple-doubles as his 15 rebounds are tied for the third most by a Hornets player with a triple-double. He is only the eighth player in NBA history to tally multiple triple-doubles before their 21st birthday as Ball is the fourth youngest player to reach his second career triple-double. Doncic, Lonzo Ball and LeBron James are the only players to post their second triple-double at a younger age than Ball.

ELITE COMPANY: Hornets guard LaMelo Ball had another all-around performance vs. Cleveland on Nov. 1, totaling 30 points on 12-of-22 shooting, including five 3s, seven rebounds, six assists, two steals and a pair of blocks. At 20 years and 71 days old, Ball is just the fourth player 20 years or younger in NBA history to post 30 points, five rebounds, five assists, two steals and two blocks in a game, joining LeBron James (3), Kobe Bryant and Kyrie Irving; James had two games with that stat line at a younger age than Ball. He became just the second player in franchise history with two or more games with 30-5-5 through the Hornets first 10 games of the season (Kemba Walker: 3, 2018-19; 2, 2016-17).

The second-year guard notched his second straight game with at least 25 points, five rebounds and five assists, marking the first time in his career he had 25+ points in consecutive games. He is just the eighth player in franchise history to recorded 25-5-5 in consecutive contests and the first since Terry Rozier (4/16-4/18/21).

READY, SET, CHARGE: Hornets guard Cody Martin continues to be one of the league's leaders in charges drawn this season, having already drawn 12 charges, which is fifth in the Association. Last season, Martin totaled eight charges, which was third on the Hornets last season and ranks fourth in charges drawn per game average. He is nearly averaging half of a charge per game, drawing 0.31 charges per contest so far this season.

DOUBLE-DOUBLES ALL AROUND: The Charlotte Hornets had strong efforts from the entire team in a win over Washington on Nov. 17, including six players scoring in double figures and three players recording double-doubles. Guard LaMelo Ball (11 points, 14 assists), forward Miles Bridges (17 points, 10 rebounds) and Mason Plumlee (11 points, 13 rebounds) each notched double-doubles for Charlotte as this is the first time the Hornets had three players with double-doubles since Apr. 25, 2021 vs. Boston when Cody Martin, Terry Rozier and PJ Washington all had double-doubles. After the victory against the Wizards, the Hornets have won their last four games when three players tally double-doubles in a game.

A SPOT RESERVED IN THE RECORD BOOK: Hornets guard-forward Kelly Oubre Jr. scored 37 points on 13-of-17 shooting, including 7-for-9 from beyond the arc at Memphis on Nov. 10, setting a new Hornets franchise record for points scored in a game off the bench. Oubre surpassed Malik Monk's previous record of 36 bench points on Feb. 1, 2021 at Miami as this marks the most points scored by a Charlotte player this season. He tied his career-high with seven made 3s as his 37 points also set a new career scoring mark for points as a reserve with his previous high being 28 points off the bench at the Clippers on Feb. 13, 2019.

Oubre is tied with Ricky Rubio (11/7 at NYK) for the most points off the bench this season as he scored 26 points in the second half alone, setting a new career-high for points in a half as his previous best was 22 points in a half, which he had done two times prior to the contest at Memphis. This was the fourth time in his career that Oubre posted 15 points in a quarter and the first time since Feb. 26 when he had 15 points in the first quarter vs. the Hornets. He set a career-best for points in the fourth quarter with his 15 fourth quarter points as his previous best was 13 points vs. Portland on Oct. 31.

THE BUZZ: HORNETS TEAM NOTES

PUTTING IT TOGETHER DEFENSIVELY: The Charlotte Hornets have won five of their last six games with a 97-87 win over the New York Knicks on Jan. 17, their third game over their last four limiting their opponent to less than 100 points. Charlotte is 8-0 this season when giving up less than 100 points and holding their opponent to 102.8 points per game over their last six contests, which ranks eighth in the NBA over that span. The Hornets are 10th in the NBA in scoring over that period, averaging 112.0 points per game, and hold the third best defensive rating, allowing just 103.4 points per 100 possessions. Charlotte has outscored their opponent by 9.2 points per game over the six-game stretch and outscoring their opponent by 8.6 points per 100 possessions, ranking fifth and sixth respectively.

BEAT THE BEST TO BE THE BEST: The Charlotte Hornets snapped a 16-game losing streak to the Philadelphia 76ers, beating the Sixers, 109-98 on Jan. 12. This marked the Hornets fourth consecutive victory as they have beat Philadelphia and Milwaukee twice during their current streak. During the four-game streak, the Hornets were averaging 116.5 points (5th), 47.0 rebounds (T-5th), 30.0 assists (2nd) and 9.3 steals (T-5th) per game on the seventh-best shooting percentage (.482%) and ninth highest 3-point field goal percentage (.375%). After their win over the Sixers, the Hornets have now beaten seven of the NBA's top 16 teams in terms of standings. Charlotte is seventh in the Eastern Conference standings as the Hornets have beaten Brooklyn (2nd), Milwaukee (4th), Philadelphia (5th) and Cleveland (6th). In the West, the Hornets beat the No. 2 seed Golden State Warriors and have also notched wins against Memphis (3rd) and Denver (6th).

A DEFENSIVE EFFORT: The Charlotte Hornets beat the Milwaukee Bucks, 114-106, on Jan. 8 as they held the Bucks to .389% shooting from the floor, including .324% from behind the 3-point line. This marked the fifth time this season that Charlotte has forced their opponent to shoot below .400% from the field as they are 4-1 in those instances. Charlotte also picked up their second win over the Bucks in as many games on Jan. 10, holding Milwaukee to .302% shooting from beyond the arc. In games where the Hornets have held their opponent to below .350% from 3-point range, Charlotte is 15-3 this season. Charlotte allowed Milwaukee to score just 12 points in the second quarter on Jan. 8, which is a season-low for an opponent, and the fewest since giving up just seven fourth quarter points to the Rockets on Feb. 8, 2021. When the Hornets hold their opponent to below .400% from the field and .350% from beyond the arc, Charlotte has a record of 3-1.

UNDER 100: The Charlotte Hornets beat New York Knicks, 97-87, behind a strong defensive effort, limiting an opponent to less than 100 points for the eighth time this season. The Hornets are now 8-0 this season when their opponent scores less than 100 points and did so in consecutive games after holding Philadelphia to 98 points on Jan. 12 and Milwaukee to 99 points on Jan. 10 at Spectrum Center. This was the first time Charlotte held their opponent to less than 100 points in straight games since Mar. 22-24, 2021. The Hornets are also now 10-0 this season when their opponent has less than 105 points in a game. Over their four-game winning streak, the Hornets were giving up 103.5 points per game, which ranked ninth during that time, while their opponent was shooting .440% from the floor (10th) and .336% from beyond the arc (10th).

UNDEFEATED WITH STRONG SHOOTING: The Charlotte Hornets beat the Detroit Pistons, 140-111, on Jan. 5 after shooting a season-high tying .593% from the floor. The Hornets went 48-of-81 from the field for a season-high .593% at San Antonio as well, which marks Charlotte's best field goal percentage in a game since the team shot .595% from the field in a win over Orlando on Mar. 10, 2017. The Hornets beat the 76ers, 109-98, on .517% shooting from the field as the Hornets are 12-0 this season when shooting .500% or better from the floor. The Hornets knocked down 24 3s on 42 attempts (.571%) vs. Detroit on Jan. 5 as this was the third time this season Charlotte has shot .500% or better from both the field and beyond the arc. Prior to this season, the Hornets last shot .500% on field goal and 3-point field goal attempts in a game was at Sacramento on Oct. 30, 2019 (.548 FG%, .500 3pt%) as Charlotte has won 12 straight games when shooting at least .500% from the field and 3-point range.

The Hornets have had 30+ assists in 11 games this season, which ranks third in the Association, and are 8-3 in those instances. This season, Charlotte has also dished out 30 assists and made 15+ 3-pointers in nine games this season, also ranking second behind Golden State, and are 6-3 in those games after their victory over San Antonio.

THE BUZZ: HORNETS TEAM NOTES

DISH AND SPLASH: The Charlotte Hornets finished the 2020-21 season with the 10th most 3s (985) and were tied for fifth in assists per game (26.8). The Hornets have continued their efforts of ball movement and knocking down shots from 3-point range, totaling 623 made 3-point field goals this season. The Hornets are third in the NBA in total made 3s and are shooting .373% from beyond the arc, the fourth-best 3-point shooting percentage in the league. Charlotte is averaging 14.2 3s and 27.1 assists per game, which rank fifth and third respectively in the league this season as the Hornets made at least 10 3s in their first 35 games, the longest streak in the NBA this season. This was the first time in franchise history that Charlotte made 10 or more 3-point field goals in their first 35 games of a season as the Hornets made 10+ 3s in their first nine games last season; they have 42 games with 10+ 3-pointers made this season. The Hornets made 10 or more 3s in 37 straight games dating back to May 15, 2021 of last season, which stands as the longest streak in franchise history and the seventh longest streak in NBA history.

The Hornets dished out 39 assists vs. Detroit on Jan. 5 as Hornets are 8-3 this season when posting 30 or more assists, the third most 30-assist games in the league. Charlotte has dished out 25 or more assists in 30 games this season, tied for the second most this season, and made at least 10+ 3s in 29 of those games, which is the second most in the NBA. In those instances, Charlotte is 18-12 as the Hornets have managed to take care of the ball as well, averaging 13.0 turnovers per game, which ranks fifth. Charlotte is seventh in the NBA in assist percentage at .634% and second in assist-to-turnover ratio at 2.07 as they have had 25+ assists and 10 turnovers or fewer in nine games, tied for second in the NBA. The Hornets also are eighth in passes made (299.1) and second league-wide in assist points created per game, averaging 70.7 points per game created by assists while ranking tied for ninth in secondary assists (3.4) and seventh in potential assists (49.7) per game.

HOME COURT ADVANTAGE: The Charlotte Hornets won their third straight game at Spectrum Center, beating the Milwaukee Bucks, 103-99, on Jan. 10. This is the second time the Hornets have won three straight game at home as they are one of eight teams this season with a five-game win-streak and a three-game win-streak or longer this season. The Hornets picked up their fifth win of their five-game streak at Spectrum Center after beating the Minnesota Timberwolves on Nov. 26 behind one of their best games of the season. At the time, the Hornets set season-highs in points (133), field goal percentage (.557%), 3-point field goal percentage (.575%), fast break points (26) and bench points (55) while their +18 scoring margin is their largest of the season. Charlotte also knocked down a then franchise record tying 23 3-point field goals on just 40 attempts as the Hornets also had 23 made 3-pointers on Oct. 23, 2019 vs. Chicago. In franchise history, the Hornets have made 20+ 3s in 13 games and are 13-1 in those instances as their .575% shooting from 3-point range is the best percentage by the Hornets in a game where they have made 20+ 3s. Charlotte scored 30 points or more in every quarter vs. Minnesota for the first time since Mar. 15, 2018 vs. Atlanta and had 65+ points in both halves (68 in H1, 65 in H2) for the first time since Oct. 26, 2018 vs. Chicago.

This was the Hornets first five-game winning streak at home since last season when they won five in a row at home from Feb. 20 to Mar. 26, 2021. Over the last five seasons, this is just the third time Charlotte has had a home win-streak of five or more games. After starting 2-2 at home, Charlotte is 11-6 at Spectrum Center this season as they have the fifth-best win percentage (.688%) at home. At home this season, the Hornets rank first in points (116.1), second in assists (28.7) and third in 3s made (14.9) per game on the seventh highest field goal (.473%) and on the highest 3-point field goal percentage (.387%).

GETTING OUT IN TRANSITION: The Hornets have continued to get out in transition and have remained a top scoring team in transition as Charlotte leads the league in transition points per game at 24.1 and is tied for the most transition possessions per game (21.6) while also ranking first in the Association in total transition points with 1061. The Hornets have scored 10+ fast break points in 39 games this season, including 12 straight games from Oct. 31 to Nov. 20 as they have scored 15+ fast break points in 27 games this season and are 17-10 in those instances. Charlotte ranks third in the NBA in fast break points per game, averaging 15.2 per contest as the Hornets rank second in pace this season, averaging 101.07 possessions per 48 minutes.

RECIPE FOR SUCCESS: The Charlotte Hornets defeated the Milwaukee Bucks, 103-99, on Jan. 10, scoring 56 second half points. The Hornets have notched 55+ points in the second half in 28 games this season and scored 65+ points in straight games after scoring 67 second half points vs. Milwaukee on Dec. 8, which followed up 75 second half points vs. Detroit on Jan. 5. The 75 points in the second half tied the franchise record for most points scored in a second half (75, 4/12/93 vs. PHI) and also tied for the second most points in any half in franchise history.

The Hornets are second in the league in points per game (114.5) and fifth in total points (5038) while ranking third in offensive rating, scoring 112.3 points per 100 possessions. Charlotte is second in the NBA in points per game in the second half, averaging 56.7 second half points per contest and rank third in total second half points at 2494 having scored at least 60+ points in the final 24 minutes in 15 games after their second half vs. the Bucks and are 9-6 in those instances. The Hornets also rank second in the Association in offensive rating (114.0) and are fourth in net rating (4.9) in the second half.

The Hornets have scored 1289 points in the third quarter and 1205 points in the fourth quarter as those ranks third and sixth respectively in the Association while outscoring their opponents by 107 points in the second half, which is tied for the fourth highest differential in the NBA. In the third quarter, Charlotte is averaging 116.9 points per 100 possessions, which ranks third league-wide while holding the second-best third quarter net rating, outscoring their opponent by 7.6 points per 100 possessions. The Hornets are ninth in the NBA in fourth quarter offensive rating (111.1) and sit at 11th in net rating (2.2).

MAKING MORE HISTORY: The Charlotte Hornets beat the Detroit Pistons, 140-111, at Spectrum Center on Jan. 5, tied for the second most points scored in regulation by the Hornets in franchise history (3/22/18 vs. MEM). Charlotte knocked down 24 3-point field goals against the Pistons, setting the franchise record for made 3s in a game, surpassing the previous marks, which were set on Oct. 23, 2019 vs. Chicago and on Nov. 26, 2021 vs. Minnesota. The Hornets also finished the contest with a season-high 39 assists as this was just the fifth time in franchise history that Charlotte has made 20 3-point field goals and dished out 35 assists and are 4-1 in those instances. This is the second time this season where Charlotte has made 20 or more 3s and had 35+ assists as the Hornets are the only team with such a game this season.

Charlotte leads the NBA with 17120-point games, which leads the NBA, and is already the second most such games in a season in franchise history.

THIEVING HORNETS: The Charlotte Hornets finished with 12 steals in their win at Indiana on Dec. 29 as eight of the nine players to appear in the game recorded a steal, including four players with multiple steals. This season, Charlotte is one of three teams along with the Memphis Grizzlies and Detroit to have five players that are averaging 1.0 steals per game or more. LaMelo Ball (1.68), Miles Bridges (1.12), Terry Rozier (1.2), Kelly Oubre Jr. (1.1) and Cody Martin (1.44) are all averaging at least 1.0 steals per game as the Hornets have had 10 or more steals in 20 games this season, the second most in the NBA. This season, Charlotte is 13-7 when notching 10+ steals in a game.

SERVING UP DIMES: The Charlotte Hornets totaled 29 assists vs. Milwaukee on Jan. 8 after posting a season-high 39 assists vs. Detroit on Jan. 5. Charlotte had 11 straight games with 25 assists or more, the longest streak in the NBA this season. This was just the fourth time in franchise history that Charlotte has recorded 25+ assists in 11 consecutive games or more and the first since a 13-game 25-assist streak from Feb. 26 to Mar. 26, 2021. Over those 11 games, the Hornets averaged 29.7 assists per game, which lead the NBA, and made 307.5 passes per contest (7th). During the stretch, Charlotte was first in assist points created per game, averaging 76.9 points off assists.

WORKING IN THE PAINT: The Charlotte Hornets scored 56 points in the paint at Washington on Jan. 3, their fourth straight game with 50+ points in the painted area. Charlotte has already had 50+ points in the paint in four straight games three times. This season, the Hornets are averaging 49.5 points per game in the paint, which ranks fourth in the NBA, as Charlotte has scored 50 or more points in the paint in 24 games this season, the most in the Association.

WINNING INTO THE NEW YEAR: The Charlotte Hornets ended 2021 with three consecutive victories after picking up a 116-108 win at Indiana on Dec. 29. During the three-game streak, the Hornets averaged 118.0 points (5th), 45.7 rebounds, 29.3 assists (4th) and 11.7 steals (1st) per game while averaging the third most made 3s per contest at 14.3. Over the stretch, the Hornets were outscoring their opponent by 13.3 points per game, which led the league during that period, holding their opponent to 104.7 points per game, which ranked ninth in the Association. Charlotte was also sixth in the NBA over this time in field goal percentage, knocking down .487% of their field goal attempts as the Hornets shot better than .500% in consecutive games from 12/27-12/29. This marked the first time the Hornets shot .500% or better in consecutive games since the 2019-20 season when Charlotte hit the .500% mark in straight games from Nov. 22-23, 2019.

12-MINUTE COMEBACK: The Charlotte Hornets trailed the Denver Nuggets on Dec. 23, 94-77, as the Hornets entered the fourth with a 17-point deficit. Charlotte went on to outscore the Nuggets, 38-13, in the final frame to pull off the comeback, winning 115-107. In franchise history, this is just the second time the Hornets were down by 17 points to start the fourth quarter and went on to win as Charlotte was down, 91-74, through three quarters vs. Sacramento on Nov. 23, 2015 and managed to win in overtime, 127-122. Charlotte is the only team to come back after facing a deficit of 17 or more points to start the fourth quarter and the first team since the Magic on Dec. 27, 2020 at Washington.

The Hornets held Denver to 4-of-21 shooting, including 0-for-9 from 3-point range as this was Charlotte' second game this season where they have outscored their opponent by 15+ points in the fourth quarter. Charlotte is one of three teams this season to score 25+ points or more than their opponent in the fourth quarter along with Chicago and Golden State. The Hornets' 25-point differential is the largest in the fourth quarter in franchise history passing a mark set on Dec. 23, 2013 when the Bobcats outscored the Pistons by 24 in the final frame.

PRESERVING GOOD HABITS: The Charlotte Hornets have continued with the same style of play as last season - pushing the pace, ball movement, getting out on the fast break and forcing turnovers. The Hornets had 33 assists vs. Houston on Dec. 27 for their 10th 30-assist game and have had at least 20 assists in 40 games, including 25 or more in 29 games.

The Hornets have forced 15+ turnovers in 30 games this season, including an eight-game streak from Nov. 1 to 14, which is tied for the longest streak this season. Charlotte has also scored 15 or more points off turnovers in 33 contests, including six straight games from 10/20-10/29. The Hornets rank fifth in the league in opponent turnovers and fourth in steals per game, forcing 15.5 turnovers and notching 9.0 steals per contest while their 19.1 points per game average off opponent's mistakes is second in the Association. Charlotte had a season-high tying 14 steals at Washington on Jan. 3 and have had 10+ steals in 20 games this season as they are 13-7 in those instances. The Hornets also forced 13 turnovers against Detroit on Jan. 5, scoring 28 points off the Pistons' turnovers. Charlotte has scored 25+ points off opponent turnovers in seven games this season and is 5-2 in those games.

THE BUZZ: HORNETS TEAM NOTES

ASSISTING WITH CARE: The Charlotte Hornets finished with 28 assists and just 11 turnovers at Denver on Dec. 23 and had five straight games with at least 25+ assists and less than 15 turnovers, tied for the second longest streak this season and the longest active streak. Charlotte had fewer than 15 turnovers in six straight games averaged 27.7 assists and 11.5 turnovers per contest. During the six-game span, the Hornets were third in the NBA in assist-to-turnover ratio (2.41) while ranking third in assists percentage, dishing out an assists on .683% of their field goals made.

MAKING IT RAIN: The Charlotte Hornets made 16 3-pointers vs. Philadelphia on Dec. 6 and made 15+ 3s in six straight games for the first time in franchise history and the eighth longest streak in NBA history. Charlotte also made 21 3s at Milwaukee on Dec. 1 and 20 made 3s at Houston on Nov. 27 to follow up their franchise tying record of 23 made 3-pointers vs. Minnesota on Nov. 26. This marked the second time in franchise history that the Hornets had 20 or more treys in consecutive games. Charlotte also made 20 or more 3s in straight games during the 2020-21 season from Jan. 30 to Feb. 1.

SCORING AT WILL: The Charlotte Hornets was strong offensively over a 15-game stretch from Nov. 17 to Dec. 15, including their eighth game with 120+ points over that stretch after posting 131 points at San Antonio on Dec. 15. Over that span, Charlotte scored 124 points vs. Sacramento on Dec. 10 for their 12th consecutive games with 105+ points, which is the longest streak in the NBA this season that spanned from Nov. 19 to Dec. 10. This marked the second longest streak in franchise history where the Hornets have scored 105+ points as the team had a 16-game streak from Jan. 14 to Feb. 14, 2021. Charlotte streak comes off the heels of a six-game streak with 115 points after scoring 124 points vs. Philadelphia on Dec. 6. Their six-game streak was the longest in franchise history.

COACH BORREGO MOVES UP: The Charlotte Hornets beat the Sacramento Kings, 124-123, to give Hornets Head Coach James Borrego his 110th win with the franchise. Borrego passed Dave Cowens for the fourth most wins by a head coach in franchise history after picking up his 100th career victory with the Hornets on Oct. 31 vs. Portland. Borrego became the fifth head coach in franchise history to reach 100 wins with Charlotte, joining Allan Bristow, Steve Clifford, Paul Silas and Dave Cowens. Last season on Apr. 18 at home vs. Portland, Borrego picked up the 100th win of his career as a head coach.

STRONG ON THE OFFENSIVE GLASS: The Charlotte Hornets totaled 52 rebounds at Atlanta on Nov. 20 and grabbed 21 offensive rebounds, their second game of the season with 21 offensive boards. Charlotte is one of eighth teams this season to grab 20+ offensive rebounds in multiple games. This is the first time Charlotte has had 20+ offensive rebounds in multiple games in a season since the 2012-13 season (4 games) in just 20 games.

Prior to this season, the last time the Hornets snagged 20 or more rebounds on the offensive end was when they grabbed 21 offensive boards on Feb. 11, 2019 at Indiana as they rank ninth in the NBA this season in offensive rebounds per game at 10.5.

PAINTING LIKE PICASSO: The Charlotte Hornets scored a season-high 62 points in the paint vs. Atlanta on Nov. 20, their ninth straight game scoring 45 points or more in the paint and 18th consecutive game with 40+ points in the game, which is now a franchise long streak for a single season surpassing the 17-game streak set from Dec. 13, 2019 to Jan. 15, 2020. Charlotte scored 40 or more points in the paint in 24 straight games dating back to May 7 of last season, which is also the longest streak in franchise history for combined seasons.

STREAKING ALONG: The Charlotte Hornets picked up a fifth straight win marking their first five-game win-streak since the Hornets had five wins in a row from Feb. 14-27, 2018. Charlotte has set their longest overall win-streak of the season and swept the four-game homestand at Spectrum Center to bounce back from a five-game skid. During the streak, the Hornets averaged 109.2 points, 48.2 rebounds, 27.6 assists and 9.4 steals per game, ranking ninth in points, third in assists, fourth in rebounds and tied for fourth in steals per game over that period.

Defensively, the Hornets have improved over the five-game span, giving up season-lows of 87 points and just 33 made field goals vs. Washington on Nov. 17. Charlotte ranked tied for 10th in opponent points per game (102.2) over that period of time as Charlotte also ranked fifth in point-differential per game, averaging 7.0 points per game more than their opponent over that time. During their latest five games, the Hornets held the opposition to 101.0 points per 100 possessions, the fourth-best defensive efficiency in the league in that stretch and have held three of their last six opponents to 45 points or less in the second half as they are 4-0 when an opponent scores 45 points or less in the final 24 minutes of regulation. Charlotte managed to hold the Wizards to a season-low .367% from the field. Over their win-streak, Charlotte held their opponents to the sixth lowest field goal percentage (.467%).

DEFENSIVE PROWESS: The Charlotte Hornets recorded 12 steals and 12 blocks vs. Cleveland on Nov. 1, their first time with at least 10 steals and 10 blocks in a game since Oct. 26, 2018 vs. Chicago. Charlotte also notched 11 steals and 11 blocks at Orlando on Nov. 24 as they are the one of three teams this season along with Los Angeles and Oklahoma City with multiple games posting at least 10 steals and 10 blocks and the first time for the Hornets since the 2015-16 season (2). In franchise history, the Hornets have had 12 steals and 12 blocks in a game just five times, including most recently on Jan. 25, 2012 at Washington (12 steals, 13 blocks). The Hornets are averaging 16.2 deflections per game, which ranks fifth in the NBA this season.

A RESILIENT VICTORY: The Charlotte Hornets beat the Indiana Pacers, 123-122, at Spectrum Center on Oct. 20 in the team's season opener despite trailing by as many as 23 points, tied for the second longest comeback in franchise history and the second largest on opening night. Charlotte was down by 21 points, 84-63, with 8:48 to go in the third quarter before going on a 24-0 run to take the lead, 87-84 and fended off the Pacers efforts to hold on for the win. Last season, Charlotte's biggest come from behind win was by 18 points at New Orleans on Jan. 8 as the Hornets once again pulled out a victory in clutch time after they were 18-13 (.581) in games that qualified for the clutch statistic, ranking tied for sixth in clutch win percentage.

THE BUZZ: GREENSBORO SWARM NOTES

5TH ANNIVERSARY CELEBRATION: The Greensboro Swarm is celebrating the 5th Anniversary of the inaugural 2016-17 season during the 2021-22 NBA G League season. The season-long commemoration is presented by Blue Ridge Companies. Elements of the campaign include recognition of season ticket members and corporate partners, a philanthropic 5 Months of Giving initiative, a new mascot unveil, enhanced game presentation elements, diverse theme nights and much more throughout the entire season.

SHOWCASE CUP: The NBA G League announced a new format to the season structure, featuring an expanded Showcase Cup followed by a 36-game regular season on September 14. When the 2021-22 season tips on Friday, November 5, the Showcase Cup begins with the league's 29 teams divided into four regional pods where they will play 12 games against one another. Teams with the best winning-percentage in each pod, along with the next four teams across the league with the best winning-percentages, will advance to compete for the Showcase Cup. The Showcase Cup is a single-elimination tournament during the NBA G League Winter Showcase. The remaining teams will each play two games outside of the Showcase Cup during the event. Following the Showcase Cup, team records reset and a 36-game regular season till tip on Monday, December, 27. At the conclusion of the regular season, the top six teams in each conference will qualify for the NBA G League Playoffs.



SURENKAMP AT THE HELM: Jordan Surenkamp was named the third head coach in Swarm history on September 15, 2021. Surenkamp was elevated to the role after serving as the Hornets head video coordinator. He has been with the organization, starting as an assistant video coordinator, since 2018. Surenkamp has previous experience with the Brooklyn Nets (2017-18) and South Alabama (2013-17). A Indianapolis native, Surenkamp graduated from Wabash College where he earned a degree in speech communication and rhetoric while also playing on the men's basketball team.

Player	Number of Assignments	Date of Assignment-Date Recalled (# of games per assignment)
LaMelo Ball	2	12/14-12/14, 12/15-12/16
James Bouknight	6	11/12-11/12, 11/13-11/14 (1), 11/17-11/17, 11/18-11/21 (2), 11/30-12/4 (2), 1/15-1/16 (1)
Vernon Carey Jr.	6	10/26-10/31, 11/2-11/12 (2), 11/15-11/16, 11/21-12/4 (4), 12/18-12/23 (2), 1/12-1/5 (1)
Kai Jones	8	11/12-11/12, 11/13-11/14 (1), 11/17-11/17, 11/18-11/21 (2), 11/30-12/4 (2), 12/11-12/12 (1), 12/18-12 (2), 1/15-1/16 (1)
Jalen McDaniels	1	12/13-12/14
JT Thor	6	10/26-10/31, 11/2-11/16 (4), 11/17-11/17, 11/18-11/30 (4), 12/18-12/23 (2), 1/15-1/16 (1)
Mason Plumlee	1	12/13-12/14
Ish Smith	1	12/15-12/16
Totals	31	

*dates/games in bold denote a current assignment

HORNETS HEAD COACH JAMES BORREGO

Coaching Record in 2021-22: 24-20

Overall NBA Coaching Record: 129-169 (5 seasons)

in 4th season with Charlotte



COACHING HIGHLIGHTS

- Named Hornets head coach on May 10, 2018 and picked up is 100th career win with the franchise vs. Portland on Oct. 31, which is the fifth most by Hornets head coach.
- Has 18-plus years of coaching experience
- In his 16 seasons in the NBA, Borrego has been a part of staffs that have led teams to the playoffs 11 different times in his stints in San Antonio and New Orleans.
- Served as the Interim Head Coach of the Orlando Magic during the final 30 games of the 2014-15 season.
- Served as an Assistant Coach in New Orleans during the 2010-2012 seasons, coaching the Hornets' summer league team in 2012.
- Spent seven seasons with the San Antonio Spurs from 2003-2010, being part of two NBA championships teams in 2005 and 2007, while making four appearances in the Western Conference Finals.
- Entered the NBA as an assistant video coordinator for the San Antonio Spurs during the summer of 2003.
- Borrego was eventually promoted to head video coordinator before being promoted to the bench as an assistant coach to finish his tenure with the Spurs.
- During his tenure, San Diego captured the West Coast Conference Championship and earned a trip to the NCAA Tournament in the 2002-2003 season.
- Began his collegiate coaching career at his alma mater, University of San Diego, as an assistant coach from 2001 to 2003.



PLAYERS

#2	G	LaMelo Ball	6-7/185	Years: 1 - Illawarra Hawks	08/22/01	2021-22 HIGHS	CAREER-HIGHS										
	LAST 5 GAMES (* denotes games started)					PTS: 36 at MIL, 12/1/21	36 at MIL, 12/1/21										
	DATE	OPP	MIN	FG-A	3FG-A	FT-A	OFF	DEF	REB	AST	STL	BLK	TO	PF	PTS	FGM: 12 (3) at MIL, 12/1/21	14 vs. UTA, 2/5/21
	1/8	MIL	26*	8-19	2-7	1-2	2	7	9	8	1	0	2	5	19	FGA: 24 at WAS, 11/22/21	27 vs. UTA, 2/5/21
	1/10	MIL	35*	8-19	4-12	3-3	3	2	5	3	0	0	4	0	23	3FGM: 8 at MIL, 12/1/21	8 at MIL, 12/1/21
	1/12	@PHI	36*	5-16	0-8	3-3	0	7	7	8	1	0	1	0	13	3FGA: 15 at MIL, 12/1/21	15 at MIL, 12/1/21
	1/14	ORL	30*	8-18	3-7	4-4	2	2	4	8	3	0	3	5	23	FTM: 6 at LAL, 11/8/21	9 (2) at SAC, 2/28/21
	1/17	@NYK														FTA: 7 at WAS, 11/22/21	10 at SAC, 2/28/21
															OREB: 5 (2) at IND, 12/29/21	5 (2) at IND, 12/29/21	
															DREB: 16 vs. NYK, 11/12/21	16 vs. NYK, 11/12/21	
															REB: 17 vs. NYK, 11/12/21	17 vs. NYK, 11/12/21	
															AST: 14 vs. WAS, 11/17/21	14 vs. WAS, 11/17/21	
															STL: 5 (2) vs. NYK, 11/12/21	5 (2) vs. NYK, 11/12/21	
															TO: 7 at MIL, 12/1/21	7 at MIL, 12/1/21	
															BLK: 2 vs. CLE, 11/1/21	2 (4) vs. CLE, 11/1/21	
															MIN: 42 at LAL, 11/8/21	42 at LAL, 11/8/21	


2021-22 (Charlotte): Averaging 19.4 ppg (.421 FG%, .369 3pt%, .881 FT%), 7.2 rpg, 7.6 apg, 1.7 spg and 31.9 mpg in 37 games (37 starts)... Missed five games due to Health and Safety Protocols (12/5-12/13) and one game due to G League Assignment (12/15)... 25th in points, eighth in assists and eighth in steals per game, tied for 21st in the NBA in made 3s (100) and 12th in free throw percentage... One of 13 players with 30-5-5 in four or more games, one of 12 with 25-5-5 in eight-plus games... Has three games with seven-plus 3s, one of eight players with 7+ 3-pointers in three-plus games... Tied for 10th in games with multiple steals (18)... Scored in double figures in 34 games, including 20+ points in 17 games and 30+ points in four games... Collected 10+ rebounds in seven games and 15+ rebounds in two games; first guard in franchise history with multiple 15-rebound games in a career and season... Recorded 10+ assists in nine games, including 13+ assists in three straight games (11/26-11/29); one of two players along with Chris Paul with a three-game streak, first Hornets player since Brevin Knight (3/23-3/26/05)... Posted 13 double-doubles and two triple-doubles, one of 12 players with multiple triple-doubles this season... Had a career-best four-game streak with a double-double (11/17-11/22)... Has three career triple-doubles and is the youngest player to reach three career triple-doubles... Notched 31 points, nine rebounds and seven assists in the season opener in a win vs. IND (10/20) as he is the youngest player in NBA history to total 30-5-5 in the opening game of a season and just the sixth player in franchise history with 30+ points in the team's first game... Went 7-of-19 from the field as all his makes were 3s, finishing with 25 points and nine assists vs. BOS (10/25)... Went 12-for-22 from the field, including five 3s for 30 points to go with seven rebounds, six assists, two steals and two blocks vs. CLE (11/1)... Secured a triple-double with 25 points, 16 rebounds and 11 assists at LAL (11/8) to become the youngest player with 25-15-10 and just the second player with 25-15-10 in a game in franchise history... Totaled 12 points and nine assists to go with career-highs of 17 rebounds and five steals in a win vs. NYK (11/12) as he became the third youngest player in NBA history to lead both teams in rebounds, assists and steals in a game, per ESPN... Scored 32 points to go with 11 rebounds and eight dimes in a win vs. IND (11/19)... Secured his third career triple-double with 14 points, 10 rebounds and 11 assists at ATL (11/20)... Had a career-high 36 points while adding five rebounds, nine assists and three steals as he made a career-best eight 3s at MIL (12/1).

CAREER NOTES/PERSONAL: Averaged 15.7 ppg (.436 FG%, .352 3pt%, .758 FT%), 5.9 rpg, 6.1 apg, 1.6 spg and 28.8 mpg in 51 games (31 starts) during the 2020-21 season with Charlotte... 12th rookie in NBA history to average 15.0 ppg, 5.0 rpg, 5.0 apg and 1.5 spg Named the 2020-21 NBA Rookie of the Year and unanimous All-Rookie First Team selection... Three-time Eastern Conference Rookie of the Month, winning the award in consecutive months (December/January, February, March)... Named to the 2021 Rising Stars U.S. Team... Selected in the first round (3rd overall) of the 2020 NBA Draft by the Charlotte Hornets... Signed a deal with Charlotte (11/30/20)... Hometown is Chino Hills, California... Son of Tina and Lavar Ball... Older brother Lonzo plays for the Chicago Bulls... 2018 JBL Champion and JBA All-Star... Named MaxPreps National Co-Freshman of the Year.

#5	G	James Bouknight	6-4/185	Years: R - Connecticut	09/18/00	2021-22 HIGHS	CAREER-HIGHS										
	LAST 5 GAMES (* denotes games started)					PTS: 24 vs. SAC, 12/10/21	24 vs. SAC, 12/10/21										
	DATE	OPP	MIN	FG-A	3FG-A	FT-A	OFF	DEF	REB	AST	STL	BLK	TO	PF	PTS	FGM: 9 vs. SAC, 12/10/21	9 vs. SAC, 12/10/21
	1/8	MIL													FGA: 14 vs. SAC, 12/10/21	14 vs. SAC, 12/10/21	
	1/10	MIL													3FGM: 6 vs. SAC, 12/10/21	6 vs. SAC, 12/10/21	
	1/12	@PHI													3FGA: 8 vs. SAC, 12/10/21	8 vs. SAC, 12/10/21	
	1/14	ORL													FTM: 3 at DAL, 12/13/21	3 at DAL, 12/13/21	
	1/17	@NYK													FTA: 4 at DAL, 12/13/21	4 at DAL, 12/13/21	
															OREB: 5 at DAL, 12/13/21	5 at DAL, 12/13/21	
															DREB: 5 vs. SAC, 12/10/21	5 vs. SAC, 12/10/21	
															REB: 6 (2) at DAL, 12/13/21	6 (2) at DAL, 12/13/21	
															AST: 3 vs. PHX, 1/2/22	3 vs. PHX, 1/2/22	
															STL: 1 vs. SAC, 12/10/21	1 vs. SAC, 12/10/21	
															TO: 2 (2) vs. SAC, 12/13/21	2 (2) vs. SAC, 12/13/21	
															BLK:		
															MIN: 26 vs. SAC, 12/10/21	26 vs. SAC, 12/10/21	

2021-22 (Charlotte): Averaging 3.6 ppg (.343 FG%, .393 3pt%, 8-10 FT), 1.5 rpg and 8.2 mpg in 18 games (0 starts)... Averaging 25.0 ppg (.446 FG%, .238 3pt%, .857 FT%), 6.2 rpg, 3.8 apg, 2.0 spg and 36.5 mpg in six games (6 starts) with the Greensboro Swarm... Missed three games due to G League Assignment (11/19-11/20, 12/1)... Scored in double figures in two games, including one game with 20+ points... Had 11 points and five rebounds, including four on the offensive end vs. PHI (12/6)... Set career-highs scoring 24 points and going 9-of-14 from the floor while knocking down six 3s on eight tries to go with six boards in a win vs. SAC (12/10).


CAREER NOTES/PERSONAL: Averaged 15.0 ppg (.456 FG%, .320 3pt%, .802 FT%), 4.7 rpg, 1.5 apg and 27.9 mpg in 43 career games (30 starts) with the Huskies from 2019-21... Selected in the first round (11th overall) by Charlotte in the 2021 NBA Draft out of Connecticut (7/29/21)... Signed a contract with Charlotte (8/3/21)... Born James David Bouknight... Son of Patty Leo and John Bouknight... Has one older brother and one older sister.

#0	F	Miles Bridges	6-7/225	Years: 3 - Michigan State	03/21/98										
	LAST 5 GAMES (* denotes games started)														
	DATE	OPP	MIN	FG-A	3FG-A	FT-A	OFF	DEF	REB	AST	STL	BLK	TO	PF	PTS
	1/8	MIL	35*	9-16	3-7	0-2	2	6	8	3	1	0	0	2	21
	1/10	MIL	41*	7-19	0-3	3-4	2	9	11	2	1	1	0	3	17
	1/12	@PHI	40*	9-20	3-9	0-0	1	7	8	2	1	2	3	4	21
	1/14	ORL	42*	7-17	2-7	4-4	0	3	3	3	0	2	3	4	20
	1/17	@NYK	39*	14-20	5-9	5-5	1	11	12	5	1	1	1	3	38

2021-22 (Charlotte): Averaging 20.0 ppg (.480 FG%, .325 3pt%, .769 FT%), 7.3 rpg, 3.6 apg, 1.1 spg and 36.2 mpg in 42 games (42 starts)... Missed two games due to Health and Safety Protocols (12/27-12/29)... Named Eastern Conference Player of the Week for games played from 10/19-10/24... Made three 3s vs. MIL on 1/8 to pass D.J. Augustin (350) for 10th in 3-pointers in franchise history; currently has 363 in his career... 17th in total points (840) and 23rd in points per game in the NBA... Third largest scoring average increase from last season to this season (+7.3)... Scored 10+ points in 39 games, 20+ points in 22 games and 30+ points in seven games; one of 13 players in the East with seven-plus 30-point games this season and most 20-point games in a season of his career... Fifth player in franchise history with five 30-point games through first 20 games of a season... Had five straight games with 20+ points (10/24-10/29) and four straight games with 25+ points (10/22-10/27), new career long streaks... His three 30-point games through the team's first five games of the season were the most in franchise history... Grabbed 10+ rebounds in eight games... Dished out 10+ assists in one game... Recorded eight double-doubles... Scored 30 points on a career-high 13-of-24 shooting to go with seven rebounds in a win at CLE (10/22)... Went 9-of-16 from the field and set career-highs on 11-of-12 shooting from the line for 32 points to go with nine boards in a win at BKN (10/24)... Scored 31 points on 11-of-21 shooting, including five made 3s to go with six rebounds in a win at ORL (10/27)... Tied his season-high with 32 points, knocking down 12 field goals, including five 3s while adding nine boards, two steals and a pair of blocks at GSW (11/3)... Notched 35 points on 15-of-28 shooting while grabbing 10 boards at ATL (11/20) for the first 35-10 game by a Hornets player since Kemba Walker (3/23/19)... Totaled 14 points and a career-high 11 assists at POR (12/17)... Grabbed a season-high 14 rebounds, including a career-high tying nine in the first half, to go with 23 points and a career-high tying four steals at WAS (1/3)... Had a career-high 38 points, including 20 points in the first quarter and 28 in the first half, to go with 12 rebounds and five assists in a win at NYK (1/17) to become the fourth player in franchise history with 35-10-5 in a game.

CAREER NOTES/PERSONAL: Entering 2020-21 season, averaging 9.9 ppg (.440 FG%, .328 3pt%, .788 FT%), 4.7 rpg, 1.4 apg, 0.7 spg, 0.7 bpg and 25.5 mpg in 145 career games (89 starts) with one team: Charlotte (2018-20)... Averaged 12.7 ppg (.503 FG%, .400 3pt%, .867 FT%), 6.0 rpg, 2.2 apg, 0.7 spg, 0.8 bpg and 29.3 mpg in 66 games (19 starts) during the 2020-21 season with Charlotte... Named to the U.S. Team for the 2020 NBA Rising Stars Challenge as he went on to win MVP honors for the game... Selected by the LA Clippers 12th overall in the 2018 NBA Draft out of Michigan State before his draft rights were traded to Charlotte (6/21/18)... Signed a contract with Charlotte (7/2/18)... Son of Cynthia and Raymond Bridges... His hometown is Flint, MI... Attended Huntington Prep in Huntington, West Virginia and was named a McDonald's All-American in 2016.


2021-22 HIGHS	CAREER-HIGHS
PTS: 38 at NYK, 1/17/22	38 at NYK, 1/17/22
FGM: 15 at ATL, 11/20/21	15 at ATL, 11/20/21
FGA: 28 at ATL, 11/20/21	28 at ATL, 11/20/21
3FGM: 5(3) at NYK, 1/17/22	6(2) at BKN, 4/16/21
3FGA: 11(2) at MIL, 12/1/21	12 at NYK, 5/15/21
FTM: 11 at BKN, 10/24/21	11 at BKN, 10/24/21
FTA: 12 at BKN, 10/24/21	12 at BKN, 10/24/21
OREB: 4(4) at WAS, 1/3/22	6 vs. WAS, 2/7/21
DREB: 11 at NYK, 1/17/22	16 at DAL, 12/30/20
REB: 14 at WAS, 1/3/22	16 at DAL, 12/30/20
AST: 11 at POR, 12/17/21	11 at POR, 12/17/21
STL: 4 at WAS, 1/3/22	4(2) at WAS, 1/3/22
TO: 5(2) at UTA, 12/20/21	5(5) at UTA, 12/20/21
BLK: 3 at ORL, 11/24/21	4 at WAS, 5/16/21
MIN: 43(3) vs. PHI, 12/8/21	43(4) vs. PHI, 12/8/21

#22	C	Vernon Carey Jr.	6-9/258	Years: 1 - Duke	02/25/01										
	LAST 5 GAMES (* denotes games started)														
	DATE	OPP	MIN	FG-A	3FG-A	FT-A	OFF	DEF	REB	AST	STL	BLK	TO	PF	PTS
	1/8	MIL													
	1/10	MIL													
	1/12	@PHI													
	1/14	ORL													
	1/17	@NYK													

2021-22 (Charlotte): Totaled seven points (3-6 FG, 1-1 FT), three rebounds and one steal in two games (1 start)... Averaging 18.7 ppg (.480 FG%, 3-16 3pt, .522 FT%), 7.7 rpg, 1.0 apg, 1.0 bpg and 25.7 mpg in nine games (7 starts) with the Greensboro Swarm... Missed 18 games due to G League Assignment (10/27-10/29, 11/3-11/10, 11/29-12/1, 12/19-12/23, 1/12-1/14), one game due to not with team (11/20) and five games due to Health and Safety Protocols (1/2-1/10).

CAREER NOTES/PERSONAL: Averaged 2.4 ppg (.500 FG%, 1-7 3pt, 9-11 FT) and 1.4 rpg in 6.0 minutes per game in 19 games (4 starts) during the 2020-21 season with Charlotte... An early entrant candidate selected in the first round (32nd overall) by Charlotte in the 2020 NBA Draft out of Duke (11/18/20)... Signed a contract with Charlotte (11/30/20)... A two-time USA Basketball gold medalist, which he won at the 2017 FIBA Americas U16 tournament and 2018 FIBA U17 World Cup... Hometown is Miami, FL... Son of LaTavia and Vernon Carey... His father played professional football with the Miami Dolphins... A 2019 McDonald's All-American and Jordan Brand Classic and Nike Hoop Summit participant... Named Florida Mr. Basketball twice (2018, 2019).


2021-22 HIGHS	CAREER-HIGHS
PTS: 7 vs. SAC, 12/10/21	21 at BKN, 4/16/21
FGM: 3 vs. SAC, 12/10/21	9 at BKN, 4/16/21
FGA: 5 vs. SAC, 12/10/21	14 at BKN, 4/16/21
3FGM:	1 at BKN, 4/16/21
3FGA:	2(2) at BKN, 4/16/21
FTM: 1 vs. SAC, 12/10/21	4 at CHI, 4/22/21
FTA: 1 vs. SAC, 12/10/21	4 at CHI, 4/22/21
OREB: 2 vs. SAC, 12/10/21	2(3) vs. SAC, 12/10/21
DREB: 1 at BKN, 10/24/21	6 at BKN, 4/16/21
REB: 1 at BKN, 10/24/21	6 at BKN, 4/16/21
AST:	1(2) at BKN, 4/16/21
STL: 1 vs. SAC, 12/10/21	1(2) vs. SAC, 12/10/21
TO: 1 vs. SAC, 12/10/21	2 vs. POR, 4/18/21
BLK:	1(5) vs. LAC, 5/13/21
MIN: 11 vs. SAC, 12/10/21	35 at BKN, 4/16/21

#20	F	Gordon Hayward	6-7/230	Years: 11 - Butler	03/23/90										
	LAST 5 GAMES (* denotes games started)														
	DATE	OPP	MIN	FG-A	3FG-A	FT-A	OFF	DEF	REB	AST	STL	BLK	TO	PF	PTS
	1/8	MIL	33*	3-12	1-6	2-2	0	5	5	2	0	1	1	2	9
	1/10	MIL	36*	6-12	2-6	0-0	1	3	4	3	1	1	2	1	14
	1/12	@PHI	36*	13-16	4-4	0-0	0	4	4	7	3	0	2	2	30
	1/14	ORL	38*	7-14	2-5	2-3	0	3	3	3	0	1	2	1	18
	1/17	@NYK	36*	6-16	3-8	1-3	0	2	2	4	2	0	2	3	16


2021-22 (Charlotte): Averaging 17.3 ppg (.469 FG%, .391 3pt%, .845 FT%), 4.7 rpg, 3.7 apg and 33.5 mpg in 43 games (43 starts)... Missed one game due to low back discomfort (12/20)... Scored in double figures in 34 games, including 20+ points in 15 games, 30+ points in three games and one game with 40+ points... Collected 10+ rebounds in one game... Recorded one double-double... Scored 27 points on 10-of-22 shooting in a win vs. IND (10/20)... Scored 18 points to go with nine assists in a win at CLE (10/22)... Notched a double-double with 23 points and 11 rebounds at GSW (11/3)... Shot 10-for-17 from the field for 25 points at SAC (11/5)... Posted 22 points, five rebounds and seven assists in a win vs. NYK (11/12)... Made nine field goals on 15 tries, scoring 25 points to go with season-highs of three steals and two blocks in a win vs. IND (11/19)... Scored 31 points on 10-of-18 shooting and 9-for-10 from the free-throw line while adding five rebounds and seven assists vs. PHI (12/8)... Made 15 field goals on just 19 attempts, including five 3s for a season-high 41 points in a win at SAS (12/15) as he scored all of his points in just three quarters and under 30 minutes... Had 27 points and eight boards while adding two steals at WAS (1/3)... Totaled 30 points on 13-of-16 shooting while adding seven assists, including 22 points on a perfect 9-for-9 from the floor in the first half in a win at PHI (1/12) just the fourth Hornets player since '96-'97 to score 20+ points without a miss in the opening half.

CAREER NOTES/PERSONAL: Entering 2021-22 season, averaging 15.6 ppg (.453 FG%, .370 3pt%, .825 FT%), 4.5 rpg, 3.5 apg, 1.0 spg and 31.0 mpg in 685 career NBA games (523 starts) over 11 seasons with three teams: Utah (2010-17), Boston (2017-20) and Charlotte (2020-21)... Averaging 15.0 ppg (.405 FG%, .352 3pt%, .950 FT%), 4.6 rpg, 2.9 apg and 33.0 mpg in 29 career postseason games (16 starts) with two teams: Utah (2011-12, 2016-17) and Boston (2018-20)... Averaged 19.6 ppg (.473 FG%, .415 3pt%, .843 FT%), 5.9 rpg, 4.1 apg, 1.2 spg and 34.0 mpg in 44 games (44 starts) during the 2020-21 season with Charlotte... Reached the 10,000-point mark on Jan. 8 at NOP, currently has 10,676 career points... In Jazz franchise history, ranks eighth in points (8,077), ninth in assists (1,762) and steals (527), fourth in 3-point field goals made (689) and fifth in free throws made (1,946)... Named a Western Conference All-Star during the 2016-17 season... 2017 Taco Bell Skills Challenge participant... Named Western Conference Player of the Week on Jan. 6, 2017... Selected to play in the 2012 NBA Rising Stars Challenge... First Butler player drafted since 1983 NBA Draft (Lynn Mitchem in ninth round, 186th overall)... Selected in the first round (9th overall) by Utah in the 2010 NBA Draft out of Butler (6/24/10)... Signed a contract with Utah (7/12/14)... Signed as a free agent with Boston (7/14/17)... Traded to Charlotte from Boston along with a 2023 second-round pick and a 2024 second-round pick in exchange for a 2022 second-round selection in a sign-and-trade (11/29/20)... Full name is Gordon Daniel Hayward... Married to Robyn... Has three daughters, Bernie, Charlie and Nora and a son, Gordon Theodore... Son of Gordon and Jody Hayward... Both his parents stand 5-foot-10... Twin sister, Heather, was a member of the Butler women's tennis team... First Butler player drafted since 1983 NBA Draft (Lynn Mitchem in ninth round, 186th overall)... Played for Boston Celtics President of Basketball Operations Brad Stevens in college at Butler (2008-10)... An avid e-sports fan and player.


2021-22 HIGHS	CAREER-HIGHS
PTS: 41 at SAS, 12/15/21	44 at ATL, 1/6/21
FGM: 15 at SAS, 12/15/21	17 at CLE, 11/5/19
FGA: 22(2) at WAS, 1/3/22	27 at DAL, 2/9/17
3FGM: 5(2) at SAS, 12/15/21	6(2) at PHI, 2/12/19
3FGA: 8(3) at NYK, 1/17/22	12(3) at CHA, 1/18/16
FTM: 11 at MEM, 11/10/21	14 at NY, 11/6/16
FTA: 11 at MEM, 11/10/21	16 vs. SAC, 1/14/16
OREB: 3 vs. BOS, 10/25/21	5(2) at CHA, 12/31/19
DREB: 11 at GSW, 11/3/21	13 at ORL, 12/24/20
REB: 11 at GSW, 11/3/21	15 vs. GS, 1/30/15
AST: 9(2) vs. PHI, 12/6/21	12 vs. CHI, 11/25/13
STL: 3(3) at PHI, 11/22/22	5 at MIN, 3/3/21
TO: 5(3) vs. MIN, 11/26/21	8(3) vs. MIA, 1/9/16
BLK: 3 vs. MIN, 11/26/21	4(2) at MEM, 12/23/13
MIN: 44 vs. PHI, 12/6/21	57 at ATL, 3/25/12

#23	F/C	Kai Jones	6-10/225	Years: R - Texas	01/19/01	2021-22 HIGHS	CAREER-HIGHS									
	LAST 5 GAMES (* denotes games started)					PTS: 3 vs. SAC, 12/10/21	3 vs. SAC, 12/10/21									
	DATE	OPP	MIN	FG-A	3FG-A	FT-A	OFF	DEF	REB	AST	STL	BLK	TO	PF	PTS	
	1/8	MIL					DNP - Coach's Decision									
	1/10	MIL					DNP - Coach's Decision									
	1/12	@PHI					Inactive - Health and Safety Protocols									
	1/14	ORL					DNP - Coach's Decision									
	1/17	@NYK					DNP - Coach's Decision									
2021-22 (Charlotte): Averaging 0.8 ppg (4-6 FG, 0-1 3pt, 1-4 FT), 0.5 rpg and 2.8 mpg in 12 games (0 starts)... Averaging 11.2 ppg (.573 FG%, .450 3pt%, .444 FT%), 5.9 rpg, 1.8 apg, 2.0 bpg and 26.5 mpg in nine games (8 starts) with the Greensboro Swarm... Missed six games due to G League assignment (11/19-11/20, 12/1, 12/19-12/23) and one game due to Health and Safety Protocols (1/12).						FGM: 1(4) vs. PHX, 1/2/22	1(4) vs. PHX, 1/2/22									
						FGA: 2 vs. SAC, 12/10/21	2 vs. SAC, 12/10/21									
						3FGM:										
						3FGA: 1 at SAS, 12/15/21	1 at SAS, 12/15/21									
						FTM: 1 vs. SAC, 12/10/21	1 vs. SAC, 12/10/21									
						FTA: 2(2) vs. PHX, 1/2/22	2(2) vs. PHX, 1/2/22									
						OREB: 1 vs. SAC, 12/10/21	1 vs. SAC, 12/10/21									
						DREB: 1(5) vs. PHX, 1/2/22	1(5) vs. PHX, 1/2/22									
						REB: 2 vs. SAC, 12/10/21	2 vs. SAC, 12/10/21									
						AST: 1(2) vs. PHX, 1/2/22	1(2) vs. PHX, 1/2/22									
						STL:										
						TO: 2 at CLE, 10/22/21	2 at CLE, 10/22/21									
						BLK:										
						MIN: 6(2) at DAL, 12/13/21	6(2) at DAL, 12/13/21									

CAREER NOTES/PERSONAL: Averaged 6.2 ppg (.553 3pt%, .345 3pt%, .677 FT%), 4.0 rpg, 1.0 bpg and 19.8 mpg in 53 games (14 starts) at Texas from 2019-21... Selected in the first round (19th overall) in the 2021 NBA Draft by New York out of Texas (7/29/21)... Acquired by the Hornets from New York in exchange for a 2022 protected first-round pick... Signed a deal with Charlotte (8/3/21)... Born in Nassau, Bahamas... Son of Deyvon (father) and Kasprantina (mother)... Oldest of five children, his younger siblings are Dylan, Luke, Liam and Kaden... Wore jersey No. 22 at Texas to recognize his four siblings (2+2=4)... Came to the United States prior to his junior year in high school despite growing up as a track and field athlete, not playing organized basketball until he was 15... Participated in the 2018 NBA Global Camp in Treviso, Italy in June 2018... Took part in the 2017 Basketball Without Borders Americas Camp in his native Bahamas.

#98	F	Arnoldas Kulboka	6-9/209	Years: R - Bilbao Basket	01/04/98	2021-22 HIGHS	CAREER-HIGHS									
	LAST 5 GAMES (* denotes games started)					PTS:										
	DATE	OPP	MIN	FG-A	3FG-A	FT-A	OFF	DEF	REB	AST	STL	BLK	TO	PF	PTS	
	1/8	MIL					Inactive - Transferred to G League									
	1/10	MIL					DNP - Coach's Decision									
	1/12	@PHI					DNP - Coach's Decision									
	1/14	ORL					Inactive - Transferred to G League									
	1/17	@NYK					Inactive - Transferred to G League									
2021-22 (Charlotte): Saw three minutes of action in one game (0 starts)... Averaging 12.6 ppg (.460 FG%, .415 3pt%, .824 FT%), 4.8 rpg, 1.5 apg and 25.7 mpg in 17 games (5 starts) with the Greensboro Swarm.						FGM:										
						FGA:										
						3FGM:										
						3FGA:										
						FTM:										
						FTA:										
						OREB:										
						DREB:										
						REB:										
						AST:										
						STL:										
						TO:										
						BLK:										
						MIN: 3 vs. SAC, 12/10/21	3 vs. SAC, 12/10/21									

CAREER NOTES/PERSONAL: Averaged 8.7 ppg (.412 FG%, .378 3pt%, .771 FT%), 4.0 rpg and 22.3 mpg in 39 games (26 starts) in both the Liga ACB, the top league in Spain, and the Basketball Championship League during the 2020-21 season with Bilbao Basket... Selected in the second round (55th overall) of the 2018 NBA Draft by the Charlotte Hornets... Signed to a Two-Way contract with Charlotte (8/3/21)... Born in Marijampole, Lithuania... Won the 3-point contest at both the 2017 adidas Eurocamp and 2015 Basketball Without Borders Europe camp... Made debut with the Lithuanian National Team in February 2018, in the European 2019 FIBA World Cup Qualifiers... Previously represented Lithuania in the 2017 FIBA Under-19 World Cup, 2016 FIBA Europe Under-18 Championship, 2015 FIBA Europe Under-18 Championship and 2014 FIBA Europe Under-16 Championship.

#16	F	Scottie Lewis	6-5/190	Years: R - Florida	03/12/00	2021-22 HIGHS	CAREER-HIGHS									
	LAST 5 GAMES (* denotes games started)					PTS:										
	DATE	OPP	MIN	FG-A	3FG-A	FT-A	OFF	DEF	REB	AST	STL	BLK	TO	PF	PTS	
	1/8	MIL					Inactive - Transferred to G League									
	1/10	MIL					DNP - Coach's Decision									
	1/12	@PHI					DNP - Coach's Decision									
	1/14	ORL					Inactive - Transferred to G League									
	1/17	@NYK					Inactive - Transferred to G League									
2021-22 (Charlotte): Totaled one point (1-2 FT), one assist and one steal in six minutes in two games (0 starts)... Averaging 8.9 ppg (.495 FG%, .344 3pt%, .696 FT%), 3.7 rpg, 2.4 apg, 1.2 spg, 1.0 bpg and 26.6 mpg in 17 games (8 starts) with the Greensboro Swarm... Missed three games due to Health and Safety Protocols (12/27-1/2).						FGM:										
						FGA:										
						3FGM:										
						3FGA:										
						FTM: 1 at DAL, 12/13/21	1 at DAL, 12/13/21									
						FTA: 2 at DAL, 12/13/21	2 at DAL, 12/13/21									
						OREB:										
						DREB:										
						REB:										
						AST: 1 at SAS, 12/15/21	1 at SAS, 12/15/21									
						STL: 1 at DAL, 12/13/21	1 at DAL, 12/13/21									
						TO:										
						BLK:										
						MIN: 4 at DAL, 12/13/21	4 at DAL, 12/13/21									

CAREER NOTES/PERSONAL: Averaged 8.2 ppg (.443 FG%, .343 3pt%, .759 FT%), 3.4 rpg, 1.1 apg and 1.4 spg in 27.6 mpg in 51 games (31 starts) with Florida from 2019-21... Selected in the second round (56th overall) by Charlotte in the 2021 NBA Draft out of Florida (7/29/21)... Signed a Two-Way contract with Charlotte (8/3/21)... Earned McDonald's All-American honors... Member of USA Basketball team at the Nike Hoop Summit, scoring nine points in the USA's win... Competed in the 2018 NBPA Top 100 camp and participated in USA Basketball's 2016 Junior National Team and 2018 U19 minicamps... Full name is George Scott Lewis Jr... Son of Shavasha Nicole Smith and George Lewis Sr. and has five brothers and seven sisters... Father played basketball in college and overseas... Also ran track in high school, recording a 10.6 in the 100, 21.6 in the 200 and a 6'6.5" high jump.

#11 F Cody Martin 6-6/200 Years: 2 - Nevada 09/28/95



LAST 5 GAMES (* denotes games started)

DATE	OPP	MIN	FG-A	3FG-A	FT-A	OFF	DEF	REB	AST	STL	BLK	TO	PF	PTS
1/8	MIL	26	1-2	0-1	2-2	3	3	6	4	2	0	1	1	4
1/10	MIL	28	3-5	2-3	0-0	0	3	3	2	3	0	2	1	8
1/12	@PHI	25	3-3	1-1	4-4	0	3	3	2	1	0	1	1	11
1/14	ORL	23	1-4	0-1	2-3	3	4	7	2	2	1	3	1	4
1/17	@NYK	46*	3-11	2-5	1-3	2	5	7	4	0	1	1	0	9

2021-22 (Charlotte): Averaging 8.4 ppg (.474 FG%, .472 3pt%, .721 FT%), 4.2 rpg, 2.7 rpg, 1.4 spg and 2.71 mpg in 39 games (6 starts)... Missed two games due to illness (11/29-12/1) and three games due to Health and Safety Protocols (12/19-12/23)... Tied for 19th in steals and fourth in charges drawn per game (0.31) and fifth in total charges drawn (12)... Scored 10+ points in 17 games, the most in a season of his career, and 20+ points in one game; had 10+ points in four games in a row (12/5-12/10), a career-long streak... Prior to this season, had nine career double figure scoring games... Posted 10 points, eight rebounds and two steals in a win at CLE (10/22)... Tied his career-high with four steals while adding 12 points and five assists in a win at ORL (10/27)... Went 4-of-8 from the field and 5-of-6 from the line to finish 15 points at MIA (10/29)... Scored 19 points and added six boards, four assists and two steals in a win at ATL (12/5)... In his first start of the season, totaled 14 points, six rebounds and four assists vs. PHI (12/6)... Scored 19 points while totaling eight boards, five assists and career-high tying three blocks (12/10)... Had a career-high 21 points on 8-of-13 shooting, including a perfect 4-for-4 from 3-point range while grabbing eight rebounds in a win at SAS (12/15).

CAREER NOTES/PERSONAL: Entering 2021-22 season, averaging 4.5 ppg (.435 FG%, .252 3pt%, .620 FT%), 3.2 rpg, 1.8 apg, 0.8 spg and 17.5 mpg in 100 career NBA games (13 starts) over two seasons with one team: Charlotte (2019-21)... Averaged 4.0 ppg (.441 FG%, .276 3pt%, .581 FT%), 3.1 rpg, 1.7 apg, 0.7 spg and 16.3 mpg in 52 games (10 starts) during the 2020-21 season with Charlotte... Selected in the second round (36th overall) by Charlotte in the 2019 NBA Draft out of Nevada (6/20/19)... Signed a contract with Charlotte (7/31/19)... Son of Jarred Eure and Jenny Bennett... His twin brother Cody plays for the Miami Heat... Majored in Human Development and Family Studies.

2021-22 HIGHS	CAREER-HIGHS
PTS: 21 at SAS, 12/15/21	21 at SAS, 12/15/21
FGM: 8 at SAS, 12/15/21	8 at SAS, 12/15/21
FGA: 13 (2) at SAS, 12/15/21	13 (2) at SAS, 12/15/21
3FGM: 4 at SAS, 12/15/21	4 at SAS, 12/15/21
3FGA: 6 at ATL, 12/5/21	6 at ATL, 12/5/21
FTM: 6 at ORL, 10/27/21	6 at ORL, 10/27/21
FTA: 6 (2) at MIA, 10/29/21	6 (4) at MIA, 10/29/21
OREB: 5 vs. CLE, 11/1/21	5 (2) vs. CLE, 11/1/21
DREB: 6 (3) at SAS, 12/15/21	9 (2) vs. BOS, 4/25/21
REB: 8 (5) at SAS, 12/15/21	11 vs. IND, 11/5/19
AST: 6 (2) vs. MIN, 11/26/21	9 vs. HOU, 3/7/20
STL: 4 at ORL, 10/27/21	4 (3) at ORL, 10/27/21
TO: 4 vs. PHI, 12/6/21	4 (2) vs. PHI, 12/6/21
BLK: 3 vs. SAC, 12/10/21	3 (2) vs. SAC, 12/10/21
MIN: 46 at NYK, 1/17/22	46 at NYK, 1/17/22

#6 F Jalen McDaniels 6-10/210 Years: 2 - San Diego State 01/31/98



LAST 5 GAMES (* denotes games started)

DATE	OPP	MIN	FG-A	3FG-A	FT-A	OFF	DEF	REB	AST	STL	BLK	TO	PF	PTS
1/8	MIL	18	1-8	0-4	2-3	1	1	2	3	1	0	1	1	4
1/10	MIL	10	1-7	1-4	0-0	0	2	2	1	0	0	1	0	3
1/12	@PHI	17	2-5	0-2	0-0	2	2	4	1	0	0	1	1	4
1/14	ORL	16	3-6	1-3	0-0	1	4	5	0	0	0	1	1	7
1/17	@NYK	20	1-7	0-4	0-0	0	4	4	0	0	0	0	1	2

2021-22 (Charlotte): Averaging 6.6 ppg (.487 FG%, .357 3pt%, .659 FT%), 3.6 rpg, 1.1 apg and 17.8 mpg in 37 games (2 starts)... Missed four games due to Health and Safety Protocols (12/5-12/10) and one game due to G League assignment (12/13)... Scored in double figures in nine games, including five straight games (12/19-12/29), the longest streak of his career... Grabbed 10+ rebounds... Recorded one double-double... Scored 13 points on 4-of-6 shooting vs. BOS (10/25)... Posted a season-high 16 points on 5-of-6 shooting including a new career-high four made 3s while adding four boards, three assists and two steals in a win at ORL (10/27)... Went 5-for-7 from the field, including 3-of-4 from beyond the arc for 14 points to go with eight rebounds in a win vs. MIN (11/26)... Totaled 15 points and 10 rebounds for his first double-double of the season on 6-of-11 shooting in a win at SAS (12/15)... Shot 6-of-8 from the field for 14 points while posting five boards and two blocks at UTA (12/20)... Tied his season-high with 16 points, going 6-for-12 from the floor in a win vs. HOU (12/27).

CAREER NOTES/PERSONAL: Entering 2020-21 season, averaging 6.9 ppg (.469 FG%, .341 3pt%, .728 FT%), 3.7 rpg, 1.0 apg, 0.6 spg and 19.0 mpg in 63 career NBA games (18 starts) over two seasons with one team: Charlotte (2019-21)... Averaged 7.4 ppg (.468 FG%, .333 3pt%, .703 FT%), 3.6 rpg, 1.1 apg, 0.6 spg and 19.2 mpg in 47 games (18 starts) during the 2020-21 season with Charlotte... An early entrant candidate selected in the second round (52nd overall) by Charlotte in the 2019 NBA Draft out of San Diego State... Initially signed to a Two-Way deal on Oct. 19, but had his contract converted to a multiyear deal (10/20/19)... Hometown is Federal Way, WA... Son of Angela Jackson and Will McDaniels... His younger brother, Jaden McDaniels, is a member of the Minnesota Timberwolves... His cousin is Juwan Howard, a former 19-year NBA veteran (1994-2013) and current head coach of the Michigan Men's Basketball team.

2021-22 HIGHS	CAREER-HIGHS
PTS: 16 (2) vs. HOU, 12/27/21	21 at OKC, 4/7/21
FGM: 6 (4) vs. HOU, 12/27/21	9 at OKC, 4/7/21
FGA: 13 at DEN, 12/23/21	14 at OKC, 4/7/21
3FGM: 4 at ORL, 10/27/21	4 at ORL, 10/27/21
3FGA: 5 at ORL, 10/27/21	8 vs. CLE, 4/4/21
FTM: 5 at PHX, 12/19/21	5 (2) at PHX, 12/19/21
FTA: 6 at PHX, 12/19/21	6 (2) at PHX, 12/19/21
OREB: 3 at ORL, 11/24/21	5 vs. SA, 3/3/20
DREB: 9 at SAS, 12/15/21	9 (3) at SAS, 12/15/21
REB: 10 at SAS, 12/15/21	12 at DET, 5/4/21
AST: 4 at WAS, 1/3/22	5 (2) at PHI, 4/9/21
STL: 3 vs. PHX, 1/2/22	4 at BKN, 4/16/21
TO: 3 (2) vs. HOU, 12/27/21	4 (3) vs. POR, 4/18/21
BLK: 2 (4) at WAS, 1/3/22	2 (9) at WAS, 1/3/22
MIN: 33 at SAS, 12/15/21	40 (2) at NYK, 5/15/21

#12 F/G Kelly Oubre Jr. 6-7/203 Years: 6 - Kansas 12/09/95




LAST 5 GAMES (* denotes games started)

DATE	OPP	MIN	FG-A	3FG-A	FT-A	OFF	DEF	REB	AST	STL	BLK	TO	PF	PTS
1/8	MIL	27	7-17	2-11	2-2	0	4	4	2	1	1	1	3	18
1/10	MIL													Inactive - Health and Safety Protocols
1/12	@PHI													Inactive - Health and Safety Protocols
1/14	ORL													Inactive - Health and Safety Protocols
1/17	@NYK													Inactive - Health and Safety Protocols

2021-22 (Charlotte): Averaging 16.6 ppg (.458 FG%, .373 3pt%, .674 FT%), 3.9 rpg, 1.2 apg, 1.1 spg and 28.2 mpg in 40 games (10 starts)... Missed four games due to Health and Safety Protocols (1/10-1/17)... Became fifth player in NBA history with eight or more 3s in a quarter (8, Q4 vs. DET), second in fourth quarter... Seventh fewest games (36) to 100 made 3s in a season in franchise history... Has made 116 3-point field goals, 11th most in the NBA and fifth in made 3s off the bench (85); 18th in NBA in made 3s (2.9) per game... One of eight players with seven or more made 3s in three or games... One of 12 players with nine or more games with five-plus made 3s; made five-plus 3s in three straight games (12/1-12/6), fifth player with such a streak in franchise history... Has nine such games overall... Scored 10+ points in 27 games, 20+ points in 14 games and 30+ points in three games, scoring 20+ points in six straight games (12/1-12/13), which set a new career-best streak... One of three reserves with multiple 30-point games, one of four reserves with 10 or more 20-point outings... One of three players with 25+ points in six or more games off the bench... His 37 points at MEM on 11/10 are the most by a reserve this season... Grabbed 10+ rebounds in one game... Posted one double-double... Scored 25 points on 9-of-13 shooting, including four 3s in 27 minutes in a win at CLE (10/22) as he is the only reserve in franchise history with a 25-point game through the team's first pair of games... Played 43 minutes, posting 19 points and nine boards as he knocked down five 3s vs. BOS (10/25)... Scored 26 points, knocking down six 3s on 8-of-14 shooting to go with seven boards and five assists in a win vs. POR (10/31)... Shot 13-for-17 from the floor, including 7-of-9 from 3-point range for 37 points, setting the Hornets franchise record for points off the bench in a win at MEM (11/10)... Scored 27 points on 10-of-17 shooting, including a career-high tying seven made 3s in a win vs. MIN (11/26)... Had 35 points, five rebounds and four steals on 13-of-24 shooting, including six 3s vs. PHI (12/6)... Tied the franchise record for points in a quarter with 24 points and eight made 3s in the fourth, just the fifth player with eight 3s in a quarter, finishing with 32 points and a career-high nine made 3s in a win vs. DET (1/5).


CAREER NOTES/PERSONAL: Entering 2021-22 season, averaging 11.5 ppg (.433 FG%, .326 3pt%, .764 FT%), 4.4 rpg, 1.0 apg, 0.9 spg and 25.0 mpg over six seasons with three teams: Washington (2015-19), Phoenix (2018-20) and Golden State (2020-21)... Averaging 7.0 ppg (.404 FG%, .306 3pt%, .821 FT%), 2.8 rpg, 0.9 spg and 18.4 mpg in 18 career postseason games (1 start) with one team: Washington (2017-18)... Averaged 15.4 ppg (.439 FG%, .316 3pt%, .695 FT%), 6.0 rpg, 1.3 apg, 1.0 spg and 30.7 mpg in 55 games (50 starts) during the 2020-21 season with Golden State... Selected in the first round (30th overall) by Atlanta in the 2015 NBA Draft out of Kansas (6/25/15)... As part of a three-team trade, traded to Washington from Atlanta in exchange for a 2015 first-round pick and a 2019 second-round pick; the trade also included New York... Signed a multiyear contract with Washington (7/9/15)... Traded to Phoenix from Washington along with Austin Rivers in exchange for Trevor Ariza (12/17/18)... Signed multiyear deal with Phoenix (7/16/19)... Traded to Oklahoma City from Phoenix along with Ty Jerome, Jalen Lecque, Ricky Rubio and a 2022 first-round draft pick in exchange for Abdel Nader and Chris Paul (11/16/20)... Traded to Golden State from Oklahoma City for a conditional 2021 first-round draft pick and a second round pick (11/22/20)... Signed a deal as a free agent with Charlotte (8/7/21)... Born in New Orleans, Louisiana... Parents are Kelly Oubre Sr. and Tonya Coleman Oubre... Has an older sister, Amber Coleman, and a younger brother, Gareed Washington... Moved from New Orleans to Richmond, Texas, outside of Houston following Hurricane Katrina when he was in fourth grade in 2005 with his father, Kelly Sr... Left-handed... Was a five-star recruit entering Kansas... Scored 11 points and made the game-winning free throws in the 2014 McDonald's All-American Game... Averaged 23 points per game for Findlay Prep in Henderson, Nevada... Averaged 22.7 points per game while at Richmond's Bush High School his junior year... Participated in the USA Basketball Developmental National Team minicamp in the summer of 2013... Passionate about fashion, has been profiled by GQ and named to Slam's 2019 NBA All-Drip First Team, in addition to walking at Fashion Week in Paris and New York... Nickname is "Tsunami Papi".

#24	C	Mason Plumlee	7-0/250	Years: 8 - Duke	03/05/90									
		LAST 5 GAMES (* denotes games started)												
DATE	OPP	MIN	FG-A	3FG-A	FT-A	OFF	DEF	REB	AST	STL	BLK	TO	PF	PTS
1/8	MIL	17*	2-3	0-0	0-2	3	0	3	2	2	0	1	5	4
1/10	MIL	22*	3-7	0-0	0-0	5	4	9	3	1	0	1	3	6
1/12	@PHI	26*	3-5	0-0	0-0	0	4	4	3	0	0	0	5	6
1/14	ORL	27*	5-6	0-0	0-2	2	8	10	2	1	0	1	5	10
1/17	@NYK	28*	2-2	0-0	1-3	0	2	2	3	1	0	1	4	5

2021-22 (Charlotte): Averaging 6.6 ppg (.620 FG%, 0-1 3pt, .368 FT%), 7.0 rpg, 2.8 apg and 24.8 mpg in 35 games (35 starts)... Missed four games due to a right calf strain (11/26-12/1), four games due to Health and Safety Protocols (12/5-12/10) and one game due to G League assignment (12/13)... Scored 10+ points in six games... Grabbed 10 rebounds in eight games... Recorded four double-doubles... Posted eight points, 10 points and five assists in his Hornets debut in a win vs. IND (10/20)... Grabbed 14 boards in a win at CLE (10/22)... Scored 12 points on 5-of-9 shooting and grabbed 11 rebounds for a double-double vs. BOS (10/25)... Posted 11 points and 13 rebounds in a win vs. WAS (11/7)... Scored a season-high 15 points to go with nine boards and three blocks in a win vs. HOU (12/27).

CAREER NOTES/PERSONAL: Averaging 8.5 ppg (.579 FG%, 2-39 3pt, .572 FT%), 6.5 rpg, 2.4 apg, 0.9 bpg and 22.1 mpg in 588 career NBA games (313 starts) over eight seasons with four teams: Brooklyn (2013-15), Portland (2015-17), Denver (2017-20) and Detroit (2020-21) ... Averaging 3.7 ppg (.461 FG%, 3pt, .559 FT%), 4.7 rpg, 1.7 apg and 14.9 mpg in 60 career postseason games with three teams: Brooklyn (2013-15), Portland (2015-16) and Denver (2018-20)... Averaged 10.4 ppg (.614 FG%, 0-7 3pt, .669 FT%), 9.3 rpg, 3.6 apg, 0.9 bpg and 26.8 mpg in 56 games (56 starts) during the 2020-21 season with Detroit... Selected in the first round (22nd overall) by Brooklyn in the 2013 NBA Draft out of Duke (6/27/13)... Traded to Portland from Brooklyn along with Pat Connaughton in exchange for Steve Blake and Rondae Hollis-Jefferson (6/25/15)... Traded to Denver from Portland along with cash considerations and a 2018 second-round pick in exchange for Jusuf Nurkic and a 2017 first-round pick... Singed a deal with Denver (9/20/17)... Signed as a free agent with Detroit (12/1/20)... Traded to Charlotte from Detroit along with JT Thor in exchange for Balsa Koprivica (8/6/21)... Born Mason Alexander Plumlee on March 5, 1990 in Fort Wayne, Ind... Son of Perky and Leslie Plumlee... Father, Perky, is a lawyer and played basketball at Tennessee Tech... Mother, Leslie, is a pharmacist and played basketball at Purdue... Has two brothers, Miles (7 NBA Seasons) and Marshall (29 NBA games) and a younger sister, Madeline... Grandfather, Albert Schultz, played basketball at Michigan Tech (1944) and also played on the U.S. Air Force Service Team in 1945... Uncle, William Schultz, played basketball at Wisconsin-Eau Claire... Uncle, Chad Schultz, played basketball at Wisconsin-Oshkosh.


2021-22 HIGHS	CAREER-HIGHS
PTS: 15 vs. HOU, 12/27/21	27 at SAC, 12/20/16
FGM: 7 vs. HOU, 12/27/21	10 (3) at BKN, 2/6/19
FGA: 10 vs. IND, 10/20/21	15 (2) vs. LAL, 1/25/17
3FGM:	1 (2) vs. LAC, 2/24/19
3FGA: 1 at UTA, 12/20/21	1 (4) at UTA, 12/20/21
FTM: 3 at ORL, 11/24/21	10 (2) at CHI, 2/27/16
FTA: 6 vs. BOS, 10/25/21	16 vs. SAC, 12/29/14
OREB: 8 vs. WAS, 11/17/21	10 at DAL, 3/20/16
DREB: 12 at CLE, 10/22/21	18 at IND, 4/24/21
REB: 14 at CLE, 10/22/21	21 at IND, 4/24/21
AST: 7 at WAS, 1/3/22	12 vs. DET, 1/8/17
STL: 3 at BKN, 10/24/21	4 (2) vs. CHI, 3/21/21
TO: 4 (2) vs. IND, 11/19/21	8 vs. CLE, 1/27/21
BLK: 3 (2) vs. HOU, 12/27/21	6 at HOU, 11/18/15
MIN: 37 vs. BOS, 10/25/21	47 at LAL, 2/6/21

#22	C	Nick Richards	7-0/250	Years: 1 - Kentucky	11/29/97									
		LAST 5 GAMES (* denotes games started)												
DATE	OPP	MIN	FG-A	3FG-A	FT-A	OFF	DEF	REB	AST	STL	BLK	TO	PF	PTS
1/8	MIL													
1/10	MIL													
1/12	@PHI													
1/14	ORL													
1/17	@NYK	2	0-0	0-0	0-0	0	0	0	0	0	0	0	0	0

2021-22 (Charlotte): Averaging 3.9 ppg (.685 FG%, .828 FT%), 2.1 rpg and 9.0 mpg in 32 games (5 starts)... Missed one game due to non-COVID illness (12/10)... Scored seven points going 3-for-4 from the field while adding three rebounds and three blocks vs. BOS (10/25)... Had seven points and three steals at SAC (11/5)... Went a perfect 5-of-5 from the floor for a career-high 12 points to go with five boards and two assists vs. PHI (12/6)... Had a career-high tying three blocks to go with four points and two steals at PHX (12/19).

CAREER NOTES/PERSONAL: Averaged 0.8 ppg (4-9 FG, 0-1 3pt, 7-11 FT), 0.6 rpg and 3.5 mpg in 18 games (0 starts)... Selected in the second round (42nd overall) by New Orleans in the 2020 NBA Draft out of Kentucky (11/18/20)... Draft rights traded to Charlotte from New Orleans in exchange for a 2024 second-round pick (11/18/20)... Signed a contract with Charlotte (11/30/20)... His hometown is Kingston, Jamaica... One of eight Jamaican born players in NBA history with Hall of Famer Patrick Ewing being the most well known player from Jamaica... He is just one of six players born in Jamaica to be selected in the NBA Draft... Son of Marion Tenn... Named a 2017 McDonald's All-American... Played for Team World at the 2017 Jordan Brand Classic and 2017 Nike Hoop Summit.

2021-22 HIGHS	CAREER-HIGHS
PTS: 12 vs. PHI, 12/6/21	12 vs. PHI, 12/6/21
FGM: 5 vs. PHI, 12/6/21	5 vs. PHI, 12/6/21
FGA: 5 (5) vs. HOU, 12/27/21	5 (5) vs. HOU, 12/27/21
3FGM:	
3FGA:	
FTM: 3 (2) vs. DET, 1/5/22	3 (2) vs. DET, 1/5/22
FTA: 3 (4) vs. DET, 1/5/22	3 (4) vs. DET, 1/5/22
OREB: 4 at UTA, 12/20/21	4 at UTA, 12/20/21
DREB: 6 vs. PHX, 1/2/22	6 vs. PHX, 1/2/22
REB: 7 vs. PHX, 1/2/22	7 vs. PHX, 1/2/22
AST: 2 (3) vs. PHI, 12/6/21	2 (2) vs. IND, 11/19/21
STL: 3 at SAC, 11/5/21	3 at SAC, 11/5/21
TO: 3 at LAL, 11/8/21	3 at LAL, 11/8/21
BLK: 3 (2) at PHX, 12/19/21	3 (2) at PHX, 12/19/21
MIN: 21 vs. PHI, 12/8/21	21 vs. PHI, 12/8/21


#3	G	Terry Rozier	6-1/195	Years: 6 - Louisville	03/17/94									
		LAST 5 GAMES (* denotes games started)												
DATE	OPP	MIN	FG-A	3FG-A	FT-A	OFF	DEF	REB	AST	STL	BLK	TO	PF	PTS
1/8	MIL	34*	11-19	6-10	0-0	0	4	4	4	2	0	2	0	28
1/10	MIL	40*	8-17	4-11	7-8	1	6	7	4	2	0	1	3	27
1/12	@PHI	41*	10-18	2-6	0-1	1	3	4	4	2	0	0	3	22
1/14	ORL	39*	6-23	4-15	3-3	2	6	8	6	1	1	0	1	19
1/17	@NYK	35*	8-18	4-11	2-2	0	6	6	7	1	0	0	0	22

2021-22 (Charlotte): Averaging 18.4 ppg (.434 FG%, .378 3pt%, .813 FT%), 4.1 rpg, 3.6 apg, 1.2 spg and 32.5 mpg in 35 games (35 starts)... Missed one game due to a left ankle sprain (10/20), four games due to a right ankle sprain (10/24-10/29) and four games due to Health and Safety Protocols (12/5-12/10)... Made four 3s at NYK on Jan. 17 to pass Nic Batum (496) for fifth all-time in made 3-pointers in franchise history; currently has 498 made 3s ... Passed Devonte' Graham for sixth in made 3s all-time in Hornets history on Nov. 27 at HOU... His four 3s vs. CLE on Nov. 1 helped him reach 400 made 3s in his Hornets career, becoming the seventh player to reach that mark and the fastest player in franchise history to 400 made 3-pointers (135 games)... Has 34 career games with five or more made 3s with the Hornets, the second most in franchise history... 20th in made 3s (104) and 12th in 3s per game (3.0)... One of 12 players with 30 points and five 3-pointers in four or more games... One of 19 players this season with seven or more made 3s in multiple games... One of 14 players this season with six-plus steals in a game... Scored 10+ points in 29 games, 20+ points in 16 games and 30+ points in four games... Went 9-for-22 from the field, including four made 3-point field goals, finishing with 23 points and six rebounds vs. CLE (11/1)... Went 11-for-19 from the field, including eight made 3s for a season-high 32 points in a win at WAS (11/22) including a game-sealing 3-pointer... Scored 27 points to go with five assists and a career-high six steals in a win at ORL (11/24) the first Hornets player with 25 points and six assists in a game since Kemba Walker on Nov. 10, 2012... Scored 31 points on 9-of-23 shooting and added five assists at HOU (11/27)... Scored 27 points as he shot 10-for-17 from the floor, including seven made 3s in a win vs. HOU (12/27)... Posted a season-high 35 points on a season-best 13 made field goals to go with seven boards and a pair of steals and blocks in a win at IND (12/29)... Totaled 27 points and seven rebounds going 8-for-17 from the floor and 7-of-8 from the free-throw line in a win vs. MIL (1/10).

CAREER NOTES/PERSONAL: Entering 2021-22 season, averaging 11.5 ppg (.410 FG%, .376 3pt%, .814 FT%), 3.8 rpg, 2.9 apg, 0.9 spg and 24.7 mpg in 404 career NBA games (162 starts) with two teams: Boston (2015-19) and Charlotte (2019-21)... Seventh in Hornets franchise history in made 3s (394)... Averaging 9.8 ppg (.393 FG%, .335 3pt%, .809 FT%), 4.0 rpg, 3.3 apg and 24.7 mpg in 50 career postseason games (19 starts) with one team: Boston (2015-19)... Averaged 20.4 ppg (.450 FG, .389 3pt%, .817 FT%), 4.4 rpg, 4.2 apg, 1.3 spg and 34.5 mpg in 69 games (69 starts) during the 2020-21 season with Charlotte... Fifth most made 3s (222) in a single season in franchise history, a new career-high, passing Devonte Graham (19-20: 218) at New York on May 15; fifth player in franchise history with 200+ 3s in a season... Awarded Eastern Conference Player of the Week for his performance from Mar. 22-28, 2021... Selected in the first round (16th) overall by Boston in the 2015 NBA Draft out of Louisville (6/25/15) ... Signed a deal with Boston (7/27/15)... Traded to Charlotte from Boston along with a 2020 second-round pick in exchange for Kemba Walker and a 2020 second-round pick in a sign-and trade (7/6/19)... Signed a multiyear contract extension with Charlotte (8/24/21)... Hometown is Youngstown, Ohio... Son of Eugenia Tucker and Terry Rozier... Selected to the 2014-15 All-ACC Second Team... Named to the AAC All-Rookie Team... Attended Hargrave Military Academy.

2021-22 HIGHS	CAREER-HIGHS
PTS: 35 at IND, 12/29/21	43 vs. NOP, 5/9/21
FGM: 13 at IND, 12/29/21	16 vs. NOP, 5/9/21
FGA: 23 (3) vs. ORL, 1/14/22	29 vs. SAS, 2/14/21
3FGM: 8 at WAS, 11/22/21	10 at CLE, 12/23/20
3FGA: 16 at HOU, 11/27/21	16 (2) at HOU, 11/27/21
FTM: 7 (2) vs. MIL, 1/10/22	9 (4) at SAS, 3/22/21
FTA: 8 vs. MIL, 1/10/22	12 vs. CHI, 11/25/19
OREB: 3 (3) at DEN, 12/23/21	4 (4) at ORL, 3/16/18
DREB: 7 (2) at IND, 12/29/21	10 (2) at ATL, 1/19/19
REB: 8 (3) vs. ORL, 1/14/22	11 (2) at ATL, 1/19/19
AST: 8 at MIL, 12/1/21	11 (2) vs. BOS, 4/25/21
STL: 6 at ORL, 11/24/21	6 at ORL, 11/24/21
TO: 3 (4) at GSW, 11/3/21	6 at PHX, 2/24/21
BLK: 2 (2) at IND, 12/29/21	3 vs. WAS, 3/14/18
MIN: 43 at HOU, 11/27/21	48 vs. WAS, 3/14/18

#10 G Ish Smith 6-0/180 Years: 11 - Wake Forest 07/05/88



LAST 5 GAMES (* denotes games started)


DATE	OPP	MIN	FG-A	3FG-A	FT-A	OFF	DEF	REB	AST	STL	BLK	TO	PF	PTS
1/8	MIL													
1/10	MIL													
1/12	@PHI													
1/14	ORL	7	1-4	0-2	2-2	0	2	2	3	2	0	0	0	4
1/17	@NYK	14	1-6	0-0	1-1	0	0	0	0	1	0	1	0	3

2021-22 HIGHS	CAREER-HIGHS
PTS: 18 at ATL, 12/5/21	32 vs. DEN, 1/4/20
FGM: 8 at ATL, 12/5/21	15 vs. DEN, 1/4/20
FGA: 16 at BKN, 10/24/21	28 at NYK, 1/18/16
3FGM: 2 at ATL, 12/5/21	4 at TOR, 12/20/19
3FGA: 4 at ATL, 12/5/21	8 (2) at MEM, 4/8/18
FTM: 2 (5) vs. ORL, 1/14/22	7 vs. NYK, 4/8/16
FTA: 2 (9) vs. ORL, 1/14/22	8 (2) vs. NYK, 4/8/16
OREB: 1 (4) at WAS, 1/3/22	4 vs. TOR, 3/26/16
DREB: 4 (3) at IND, 12/29/21	12 at POR, 3/26/16
REB: 5 at ATL, 12/5/21	14 at POR, 3/26/16
AST: 8 (2) vs. PHX, 1/2/22	16 at NYK, 1/18/16
STL: 2 (2) vs. ORL, 1/14/22	7 vs. POR, 2/28/17
TO: 4 (4) vs. PHX, 1/2/22	7 at SAC, 3/24/15
BLK: 2 at DEN, 12/23/21	3 vs. CHA, 3/29/16
MIN: 32 at ATL, 12/5/21	44 at NYK, 1/18/16

2021-22 (Charlotte): Averaging 4.7 ppg (.389 FG%, .400 3pt%, .632 FT%), 1.4 rpg, 2.7 apg and 14.1 mpg in 29 games (1 start)... Missed four games due to Health and Safety Protocols (12/6-12/13) and one game due to G League Assignment (12/15)... Scored 10+ points in five games... Scored 14 points on 7-of-14 shooting to go with five assists in a win vs. IND (10/20)... Shot 7-of-15 from the field for 15 points in a win at BKN (10/24)... Scored a season-high 18 points and posted five boards and seven assists in his first start of the season in a win at ATL (12/5)... Scored 13 points to go with a season-high tying eight assists vs. PHX (1/2).

CAREER NOTES/PERSONAL: Entering 2021-22 season, averaging 7.7 ppg (.430 FG%, .322 3pt%, .678 FT%), 2.5 rpg, 3.9 apg and 20.2 mpg in 654 career NBA games (116 starts) over 11 seasons with 11 teams: Houston (2010-11), Memphis (2010-11), Golden State (2011-12), Orlando (2011-13), Milwaukee (2012-13), Phoenix (2013-14), Oklahoma City (2014-15), Philadelphia (2014-16), New Orleans (2015-16), Detroit (2016-19) and Washington (2019-21)... Averaging 3.3 ppg (.329 FG%, .214 3pt%, .750 FT%), 1.6 rpg, 1.7 apg and 1.5 mpg in 19 career postseason games (16 starts) with five teams: Memphis (2010-11), Orlando (2011-12), Milwaukee (2012-13), Detroit (2018-19) and Washington (2020-21)... Averaged 6.7 ppg (.434 FG%, .367 3pt%, .576 FT%), 3.4 rpg, 3.0 apg and 21.0 mpg in 44 games (1 start) during the 2020-21 season with Washington... Went undrafted in the 2010 NBA Draft out of Wake Forest (6/24/10)... Signed a deal with Houston (8/23/10)... Traded to Memphis from Houston along with Shane Battier in exchange for DeMarre Carroll, Hasheem Thabeet and a 2013 first-round pick (2/24/11)... Waived by Memphis (12/14/11)... Signed a contract with Golden State (12/16/11)... Waived by Golden State (1/13/12)... Signed a deal with Orlando (2/2/12)... Traded to Milwaukee from Orlando along with Gustavo Ayon and JJ Redick in exchange for Tobias Harris, Doron Lamb, Beno Udrih and cash considerations (2/21/13)... Traded to Phoenix from Milwaukee along with Viacheslav Kravtsov in exchange for Caron Butler (8/29/13)... Waived by Phoenix (7/15/14)... Signed a deal with Houston (6/18/14)... Waived by Houston (10/27/14)... Signed a deal with Oklahoma City (11/7/14)... Traded to New Orleans from Oklahoma City along with Latavious Williams, cash considerations and a 2015 second-round pick in exchange for a 2016 second-round pick (2/19/15)... Waived by New Orleans... Claimed on waivers by Philadelphia (2/21/15)... Signed a contract with Washington (9/8/15)... Waived by Washington (10/24/15)... Claimed on Waivers by New Orleans (10/26/15)... Traded to Philadelphia from New Orleans in exchange for a 2016 second-round pick and a 2017 second-round pick. Signed a multiyear deal with Detroit (7/8/16)... Signed as a free agent with Washington (7/8/19)... Agreed to a deal with Charlotte (8/7/21)... Full name is Ishmael Larry Smith... Son of Gwen and Larry Smith... Earned a degree in religion from Wake Forest... His community interests includes youth basketball clinics and the Boys and Girls Club... Participated in the 2017 Seeds of Peace Camp... Finished high school career with 1,775 points and a school-record 687 assists... Named the Charlotte Observer's Piedmont Player of the Year, while earning all-conference honors his junior and senior years (2005-06)... As a senior (2006), averaged 24.8 points and 9.8 assists per game earning MECA-6 Conference Player of the Year... Favorite vacation spots are Bahamas and Clearwater Beach, FL... Favorite video games are Madden and NCAA Football... Favorite offseason activity is traveling with family... Favorite comfort food is fried chicken and mac and cheese.

#21 F JT Thor 6-9/203 Years: R - Auburn 08/26/02



LAST 5 GAMES (* denotes games started)


DATE	OPP	MIN	FG-A	3FG-A	FT-A	OFF	DEF	REB	AST	STL	BLK	TO	PF	PTS
1/8	MIL													
1/10	MIL													
1/12	@PHI													
1/14	ORL													
1/17	@NYK													

2021-22 HIGHS	CAREER-HIGHS
PTS: 8 vs. PHI, 12/6/21	8 vs. PHI, 12/6/21
FGM: 3 vs. PHI, 12/6/21	3 vs. PHI, 12/6/21
FGA: 6 vs. SAC, 12/10/21	6 vs. SAC, 12/10/21
3FGM: 2 vs. SAC, 12/10/21	2 vs. SAC, 12/10/21
3FGA: 6 vs. SAC, 12/10/21	6 vs. SAC, 12/10/21
FTM: 2 vs. HOU, 12/27/21	2 vs. HOU, 12/27/21
FTA: 2 (4) vs. HOU, 12/27/21	2 (4) vs. HOU, 12/27/21
OREB: 2 (2) at DAL, 12/13/21	2 (2) at DAL, 12/13/21
DREB: 4 vs. SAC, 12/10/21	4 vs. SAC, 12/10/21
REB: 4 vs. SAC, 12/10/21	4 vs. SAC, 12/10/21
AST: 3 vs. SAC, 12/10/21	3 vs. SAC, 12/10/21
STL: 2 at DAL, 12/13/21	2 at DAL, 12/13/21
TO: 1 (4) vs. DET, 1/5/22	1 (4) vs. DET, 1/5/22
BLK: 3 vs. PHX, 1/2/22	3 vs. PHX, 1/2/22
MIN: 28 vs. SAC, 12/10/21	28 vs. SAC, 12/10/21

2021-22 (Charlotte): Averaging 2.6 ppg (.360 FG%, .188 3pt%, 5-8 FT), 1.4 rpg and 10.9 mpg in 10 games (0 starts)... Averaging 12.7 ppg (.528 FG%, .371 3pt%, 9-13 FT), 6.3 rpg, 1.4 apg, 1.0 bpg and 27.4 mpg in 11 games (10 starts) with the Greensboro Swarm... Missed 16 games due to G League Assignment (10/27-10/29, 11/3-11/14, 11/20-11/29, 12/19-12/20).

CAREER NOTES/PERSONAL: Averaged 9.4 ppg (.440 FG%, .297 3pt%, .741 FT%), 5.0 rpg, 1.4 bpg and 23.3 mpg in 27 games (27 starts) at Auburn... Selected 37th overall in the 2021 NBA Draft by Detroit (7/29/21)... Traded to Charlotte from Detroit along with Mason Plumlee in exchange for the draft rights to Balsa Koprivica, who was the 57th pick in the 2021 NBA Draft (8/6/21)... Signed a contract with Charlotte (8/6/21)... Born in Nebraska, but grew up in Anchorage, AK... Full name is Jokhow Thor... Didn't start playing basketball until the seventh grade.

#25 F PJ Washington 6-7/230 Years: 2 - Kentucky 08/23/98



LAST 5 GAMES (* denotes games started)

DATE	OPP	MIN	FG-A	3FG-A	FT-A	OFF	DEF	REB	AST	STL	BLK	TO	PF	PTS
1/8	MIL	23	2-3	2-2	1-2	2	6	8	1	0	1	1	6	7
1/10	MIL	27	2-10	0-5	1-1	1	6	7	5	4	1	3	5	5
1/12	@PHI	19	1-6	0-4	0-0	3	5	8	2	1	12	2	5	2
1/14	ORL	19	2-5	0-2	0-0	1	1	2	1	0	0	3	2	4
1/17	@NYK	20	1-6	0-2	0-0	3	3	6	0	0	0	1	3	2

2021-22 HIGHS	CAREER-HIGHS
PTS: 18 vs. CLE, 11/1/21	42 at SAC, 2/28/21
FGM: 8 vs. POR, 10/31/21	15 at SAC, 2/28/21
FGA: 17 vs. PHI, 12/6/21	22 at SAC, 2/28/21
3FGM: 5 (2) at CHI, 11/29/21	7 vs. CHI, 10/23/19
3FGA: 11 vs. PHI, 12/6/21	11 (3) vs. PHI, 12/6/21
FTM: 4 (4) vs. DET, 1/5/22	12 vs. ATL, 12/8/19
FTA: 8 vs. DET, 1/5/22	13 vs. ATL, 12/8/19
OREB: 3 (6) at NYK, 1/17/22	6 vs. BKN, 12/27/20
DREB: 9 at MIL, 12/1/21	12 vs. TOR, 1/8/20
REB: 11 at ATL, 12/5/21	13 at SAS, 3/22/21
AST: 7 at SAS, 12/15/21	7 at SAS, 12/15/21
STL: 4 vs. MIL, 1/10/22	4 (7) vs. MIL, 1/10/22
TO: 5 vs. DET, 1/5/22	6 vs. MEM, 1/1/21
BLK: 3 (2) vs. PHI, 12/8/21	6 vs. ATL, 1/9/20
MIN: 38 at ATL, 12/5/21	44 vs. PHX, 3/28/21

2021-22 (Charlotte): Averaging 9.7 ppg (.439 FG%, .395 3pt%, .698 FT%), 5.5 rpg, 2.3 apg, 1.0 bpg and 24.4 mpg in 27 games (3 starts)... Missed two games due to a right knee sprain (10/25-10/27), 10 games due to a left elbow hyperextension (11/5-11/22), one game due to a non-COVID illness (12/10) and four games due to Health and Safety Protocols (12/27-1/3)... Scored 10+ points in 11 games... Grabbed 10+ rebounds in two games... Recorded one double-double... Has had a block in six straight games, including consecutive games with three blocks (12/16-12/18)... Scored nine points to go with five rebounds and a pair of blocks and steals at MIA (10/29)... Went a perfect 8-for-8 from the field, finishing with 17 points, three assists and two blocks in a win vs. POR (10/31)... Scored a season-high 18 points while adding two blocks vs. CLE (11/1)... Shot 6-for-12 from the field, including five made 3s for 17 points to go with six boards vs. MIN (11/26)... Dished out a career-high tying six assists to go with 13 points, five boards and a pair of steals and blocks at HOU (11/27).

CAREER NOTES/PERSONAL: Entering 2020-21 season, averaging 12.6 ppg (.447 FG%, .381 3pt%, .698 FT%), 6.0 rpg, 2.3 apg, 1.0 spg, 1.0 bpg and 30.4 mpg in 122 career NBA games (118 starts) with one team: Charlotte (2019-21)... Averaged 12.9 ppg (.440 FG%, .386 3pt%, .745 FT%), 6.5 rpg, 2.5 apg, 1.1 spg, 1.2 bpg and 30.5 mpg in 64 games (61 starts) during the 2020-21 season with Charlotte... Named to the 2019-20 All-Rookie Second Team... Selected to compete in the 2020 Rising Stars Challenge for the U.S. Team... Named to the 2021 US Select Team... Selected in the first round (12th overall) of the 2019 NBA Draft by Charlotte out of Kentucky (6/20/19)... Signed a contract with Charlotte (7/3/19)... Hometown is Dallas, TX... Son of Sherry and Paul Washington Sr.... Has two siblings... Has one son, who is also named PJ... Both of his parents played basketball at Middle Tennessee State.

FOLLOW THE CHARLOTTE HORNETS

PLAYER	TWITTER	INSTAGRAM
LaMelo Ball	@MELOD1P	@melo
James Bouknight	@jam3s210	@james.bouknight
Miles Bridges	@MilesBridges	@milesbridges
Vernon Carey Jr.	@vernoncarey22	@vernon
Gordon Hayward	@gordonhayward	@gordonhayward
Kai Jones	@242jones	@kaijones242
Arnoldas Kulboka	@kulboka98	@kulboka8
Scottie Lewis	@Scottie23L	@scottie23
Cody Martin	@cody_martin15	@cody_martin15
Jalen McDaniels	@jalenmcdaniels5	@jalenmcdaniels
Kelly Oubre Jr.	@KELLYOUBREJR	@kellyoubrej
Mason Plumlee	@masonplumlee	@masonplumlee
Nick Richards	@iamnickrichards	@nickrichards_
Terry Rozier	@T_Rozzay3	@rozier
Ish Smith	@IshSmith	@ishsmith5
JT Thor	@thorjt	@jt.bandz
PJ Washington	@PJWashington	@pj_washington

Bally Sports Southeast

Eric Collins, Play-By-Play Announcer: N/A

Dell Curry, Color Commentator: @RealDellCurry

Ashley ShahAhmadi, Sideline Reporter: @ashahahmadi

WFNZ 610 AM/102.5 FM

Sam Farber, Play-By-Play Announcer: @SamFarberLive

2021-22 HORNETS STARTING LINEUPS

HORNETS STARTING LINEUPS: 11 starting lineups in the 2021-22 regular season • Last lineup in **bold**

Lineup (SF, PF, C, SG, PG)	Record (Win Percentage)	Date(s)
Hayward, Bridges, Plumlee, Oubre Jr., Ball	3-2 (.600)	10/20, 10/24, 10/25, 10/27, 10/29
Hayward, Bridges, Plumlee, Rozier, Ball	14-11 (.560)	10/22, 10/31, 11/1, 11/3, 11/5, 11/7, 11/8, 11/10, 11/12, 11/14, 11/17, 11/19, 11/20, 11/22, 11/24, 12/17, 12/19, 12/23
Hayward, Bridges, Washington, Rozier, Ball	1-2 (.333)	11/26, 11/27, 12/1, 1/2, 1/3, 1/5, 1/8, 1/10, 1/12, 1/14
Hayward, Bridges, Richards, Rozier, Ball	0-1 (.000)	11/29
Hayward, Bridges, Richards, Oubre Jr., Smith	1-0 (1.000)	12/5
Hayward, Bridges, Richards, Oubre Jr., Martin	0-2 (.000)	12/6, 12/8
Hayward, Bridges, Carey Jr., Oubre Jr., Martin	1-0 (1.000)	12/10
Hayward, Bridges, Richards, Martin, Rozier	0-1 (.000)	12/13
Hayward, Bridges, Plumlee, Martin, Rozier	2-0 (1.000)	12/15, 1/17
Oubre Jr., Bridges, Plumlee, Rozier, Ball	0-1 (.000)	12/20
Hayward, McDaniels, Plumlee, Rozier, Ball	2-0 (1.000)	12/27, 12/29

2021-22 HORNETS PLAYERS GAMES MISSED DUE TO INJURY/ILLNESS

Player	Games Missed	Reason	Date	W-L
LaMelo Ball	5	Health and Safety Protocols	12/5, 12/6, 12/8, 12/10, 12/13	2-3
Miles Bridges	2	Health and Safety Protocols	12/27, 12/29	2-0
Vernon Carey Jr.	4	Health and Safety Protocols	1/2, 1/3, 1/5, 1/8	2-2
Gordon Hayward	1	Low Back Discomfort	12/20 ^{DND}	0-1
Kai Jones	1	Health and Safety Protocols	1/12	1-0
Scottie Lewis	4	Health and Safety Protocols	12/27, 12/29, 1/2, 1/3	2-2
Cody Martin	2	Illness	11/29 ^{DND} , 12/1 ^{DND}	1-4
Jalen McDaniels	3	Health and Safety Protocols	12/19, 12/20, 12/23	
Kelly Oubre Jr.	4	Health and Safety Protocols	12/5, 12/6, 12/8, 12/10	2-2
Mason Plumlee	4	Health and Safety Protocols	1/10, 1/12, 1/14, 1/17	3-1
	4	Right Calf Strain	11/26, 11/27, 11/29, 12/1	3-5
	4	Health and Safety Protocols	12/5, 12/6, 12/8, 12/10	
Terry Rozier	1	Left Ankle Sprain	10/20	
	4	Right Ankle Sprain	10/24, 10/25, 10/27 ^{DND} , 10/29 ^{DND}	5-4
	4	Health and Safety Protocols	12/5, 12/6, 12/8	
Nick Richards	1	Non-COVID Illness	12/10	1-0
Ish Smith	4	Health and Safety Protocols	12/6, 12/8, 12/10, 12/13	1-3
PJ Washington	2	Right Knee Sprain	10/25, 10/27 ^{DND}	10-7
	10	Left Elbow Hyperextension	11/5, 11/7, 11/8, 11/10, 11/12, 11/14, 11/17, 11/19, 11/20 ^{DND} , 11/22	
	1	Non-COVID Illness	12/10	
	4	Health and Safety Protocols	12/27, 12/29, 1/2	
Games Missed	65			

*does not account for games missed due to Coach's Decision, Two-Way Contracts and G League Assignments

2021-22 HORNETS INACTIVE LIST

DATE	OPPONENT	PLAYERS	DATE	OPPONENT	PLAYERS
10/20	IND	Lewis, Rozier	1/8	MIL	Carey Jr., Kulboka, Lewis
10/22	at CLE	Kulboka, Lewis	1/10	MIL	Carey Jr., Oubre Jr.
10/24	at BKN	Lewis, Rozier	1/12	at PHI	Carey Jr., Jones, Oubre Jr.
10/25	BOS	Kulboka, Lewis, Rozier, Washington	1/14	ORL	Carey Jr., Kulboka, Lewis, Oubre Jr.
10/27	at ORL	Carey Jr., Kulboka, Lewis, Thor	1/17	at NYK	Carey Jr., Kulboka, Lewis, Oubre Jr.
10/29	at MIA	Carey Jr., Kulboka, Lewis, Thor	1/19	at BOS	
10/31	POR	Kulboka, Lewis	1/21	OKC	
11/1	CLE	Kulboka, Lewis	1/23	ATL	
11/3	at GSW	Carey Jr., Kulboka, Lewis, Thor	1/25	at TOR	
11/5	at SAC	Carey Jr., Kulboka, Lewis, Thor, Washington	1/26	at IND	
11/7	at LAC	Carey Jr., Kulboka, Lewis, Thor, Washington	1/28	LAL	
11/8	at LAL	Carey Jr., Kulboka, Lewis, Thor, Washington	1/30	LAC	
11/10	at MEM	Carey Jr., Kulboka, Lewis, Thor, Washington	2/2	at BOS	
11/12	NYK	Kulboka, Lewis, Thor, Washington	2/4	CLE	
11/14	GSW	Kulboka, Lewis, Thor, Washington	2/5	MIA	
11/17	WAS	Kulboka, Lewis, Washington	2/7	TOR	
11/19	IND	Bouknight, Jones, Kulboka, Lewis, Thor, Washington	2/9	CHI	
			2/11	at DET	
11/20	at ATL	Bouknight, Carey Jr. Kulboka, Lewis, Thor	2/12	MEM	
11/22	at WAS	Carey Jr., Kulboka, Lewis, Thor, Washington	2/15	at MIN	
11/24	at ORL	Carey Jr., Kulboka, Lewis, Thor	2/17	MIA	
11/26	MIN	Carey Jr., Kulboka, Lewis, Plumlee, Thor	2/25	TOR	
11/27	at HOU	Carey Jr., Kulboka, Lewis, Plumlee, Thor	2/27	DET	
11/29	at CHI	Carey Jr., Kulboka, Lewis, Plumlee, Thor	2/28	at MIL	
12/1	at MIL	Bouknight, Carey Jr., Jones, Kulboka, Lewis, Plumlee	3/2	at CLE	
			3/5	SAS	
12/5	at ATL	Ball, McDaniels, Plumlee, Rozier	3/8	BKN	
12/6	PHI	Ball, McDaniels, Plumlee, Rozier, Smith	3/9	BOS	
12/8	PHI	Ball, McDaniels, Plumlee, Rozier, Smith	3/11	at NOP	
12/10	SAC	Ball, McDaniels, Plumlee, Rozier, Smith	3/14	at OKC	
12/13	at DAL	Ball, Kulboka, McDaniels, Plumlee, Smith	3/16	ATL	
12/15	at SAS	Ball, Kulboka, Smith	3/19	DAL	
12/17	at POR	Kulboka, Lewis	3/21	NOP	
12/19	at PHX	Carey Jr., Jones, Kulboka, Lewis, Martin, Thor	3/23	NYK	
			3/25	UTA	
12/20	at UTA	Carey Jr., Jones, Kulboka, Lewis, Martin, Thor	3/27	at BKN	
			3/28	DEN	
12/23	at DEN	Carey Jr., Jones, Kulboka, Lewis, Martin, Thor	3/30	at NYK	
			4/2	at PHI	
12/27	HOU	Bridges, Lewis, Washington	4/5	at MIA	
12/29	at IND	Bridges, Lewis, Washington	4/7	ORL	
1/2	PHX	Carey Jr., Lewis, Washington	4/8	at CHI	
1/3	at WAS	Carey Jr., Lewis, Washington	4/10	WAS	
1/5	DET	Carey Jr., Lewis			

2021-22 COACHES CHALLENGES

Hornets Challenges: 5-3 (.625)

Play	Call Confirmed/Overtuned	Date
Stoppage - Out of Bounds in 4th, 5:28	Overtuned	10/25 vs. Boston
J. McDaniels Offensive in 4th, 8:58	Overtuned, Shooting Foul on M. Morris	10/29 at Miami
L. Ball S. FOUL in 4th, 4:10	Overtuned, No Foul	11/7 at LA Clippers
G. Hayward Out of Bounds Lost Ball Turnover in 1OT, 1:48	Confirmed	11/8 at Los Angeles
Stoppage - Out of Bounds in 4th, 31.9	Overtuned	11/12 vs. New York
Stoppage - Out of Bounds in 4th, 27.5	Confirmed	12/5 at Atlanta
G. Hayward S. FOUL in 2nd, 6:40	Overtuned	12/8 vs. Philadelphia
M. Bridges S. FOUL in 4th, 38.8	Confirmed	1/10 vs. Milwaukee

Opponents Challenges: 4-4 (.500)

Play	Call Confirmed/Overtuned	Date
M. Strus S. FOUL in 4th, 1:34	Confirmed	10/29 at Miami
D. Mitchell S. FOUL in 2nd, 5:15	Confirmed	11/5 at Sacramento
S. Ibaka S. FOUL in 4th, 10:45	Overtuned, No Foul	11/7 at LA Clippers
T. Craig S. FOUL in 3rd, 2:59	Overtuned, Shooting Foul on B. Wanamaker	11/19 vs. Indiana
G. Antetokounmpo Offensive in 4th, 4:49	Overtuned, Shooting Foul on T. Rozier	12/1 at Milwaukee
T. Davis S. FOUL in 4th, 5.5	Confirmed	12/10 vs. Sacramento
J. Green S. FOUL in 4th, 9:58	Overtuned, Offensive Foul on K. Oubre Jr.	12/13 at Dallas
J. Nurkic P. FOUL in 4th, 6:26	Confirmed	12/17 at Portland
K. Middleton S. FOUL in 4th, 10.7	Confirmed	1/8 vs. Milwaukee

2021-22 HORNETS MISCELLANEOUS STATISTICS

IN THE 2021-22 REGULAR SEASON, THE HORNETS ARE:

11-7	leading after the first quarter	12-0	shooting .500 or better from the field	8-7	committing 15 or more turnovers
2-2	tied after the first quarter	12-20	shooting under .500 from the field	16-13	committing under 15 turnovers
11-11	trailing after the first quarter	2-10	opponent shoots .500 or better from the field	6-6	committing more turnovers than opponent
14-4	leading at the half	22-10	opponent shoots under .500 from the field	1-0	tied in turnovers with opponent
1-0	tied at the half	15-6	More 3-point field goals made	17-14	committing less turnovers than opponent
9-16	trailing at the half	3-1	tied in 3-point field goals made	16-9	having more points in the paint than opponent
20-3	leading after three quarters	6-13	outshot by opponents in 3-point field goals made	8-10	having less points in the paint than opponent
0-0	tied after three quarters	17-5	outshooting opponents in 3pt FG%	0-1	having same amount points in the paint
4-17	trailing after three quarters	1-0	tied in 3-point FG%	5-8	having more 2nd-chance points than opponent
22-16	scoring 100+ points	6-15	outshot by opponents in 3-point FG%	18-11	having less 2nd-chance points than opponent
2-4	scoring under 100 points	3-0	shooting .500 or better in 3-point FG%	1-1	having same amount 2nd-chance points
16-20	allowing opponent to score 100+ points	21-20	shooting under .500 in 3-point FG%	18-9	having more fast-break points than opponent
8-0	holding opponent to under 100 points	10-10	outshooting opponents in FT%	5-9	having less fast-break points than opponent
9-3	outrebounding opponent	0-0	tied with opponents in FT%	1-2	having same amount fast-break points
1-0	tied with opponent in rebounding	14-19	outshot by opponents in FT%	16-8	bench outscored opponent's bench
14-17	outrebounded by opponent	13-14	shooting .700 or better in FT%	0-0	benches are tied
18-7	out-assisting opponent	1-1	shooting 30 or more free throws	8-12	bench outscored by opponent bench
2-1	tied with opponent in assists	11-8	having more FT attempts than opponent		
4-12	out-assisted by opponent	2-1	tied in free throw attempts with opponent		
21-4	outshooting opponent	11-11	having less FT attempts than opponent		
0-0	tied in FG% with opponent				
3-16	outshot by opponent				

2021-22 HORNETS RECORD BREAKDOWN

IN THE 2021-22 REGULAR SEASON, THE HORNETS ARE:

4-3	playing on Sunday	5-2	playing in October	17-10	with one day between games
4-8	playing on Monday	8-8	playing in November	3-1	with two days between games
0-0	playing on Tuesday	6-7	playing in December	2-1	with three or more days between games
8-3	playing on Wednesday	5-3	playing in January	6-5	in their Association jerseys
1-0	playing on Thursday	0-0	playing in February	8-7	in their Icon jerseys
6-4	playing on Friday	0-0	playing in March	6-2	in their City jerseys
1-2	playing on Saturday	0-0	playing in April	4-6	in their Statement jerseys
5-5	playing on weekends				

2021-22 TECHNICALS & EJECTIONS

Hornets Individual Technical Fouls: 19

LaMelo Ball	2	11/14 vs. Golden State, 11/29 at Chicago
James Borrego	3	11/8 at Los Angeles, 11/10 at Memphis 1/3 at Washington
Miles Bridges	2	11/10 at Memphis, 12/8 vs. Philadelphia
Gordon Hayward	1	12/1 at Milwaukee
Cody Martin	2	11/12 vs. New York, 11/19 vs. Indiana
Kelly Oubre Jr.	4	11/14 vs. Golden State (ejected) 11/27 at Houston, 12/6 vs. Philadelphia
Mason Plumlee	1	11/17 vs. Washington
Terry Rozier	3	11/1 vs. Cleveland, 11/17 vs. Washington 11/26 vs. Minnesota
PJ Washington	1	12/8 vs. Philadelphia

Hornets Flagrant Fouls: 3

Jalen McDaniels	10/25 vs. Boston, 9:01 4th - FLG1
Kelly Oubre Jr.	11/7 at LA Clippers, 6:07 4th - FLG1
LaMelo Ball	11/10 at Memphis, 11:23 3rd - FLG1

Hornets Individual Ejections: 1

Hornets Disqualifications (Foul Out): 8

Opponent Individual Technical Fouls: 16

Ricky Rubio	1	11/1 vs. Cleveland
Draymond Green	2	11/3 at Golden State, 11/14 vs. Golden State
Jordan Poole	1	11/3 at Golden State
Carmelo Anthony	1	11/8 at Los Angeles
Russell Westbrook	1	11/8 at Los Angeles
Dillon Brooks	1	11/10 at Memphis
Daniel Gafford	1	11/17 vs. Washington
Rick Carlisle	1	11/19 vs. Indiana
Spencer Dinwiddie	1	11/22 at Washington
Montrezl Harrell	1	11/22 at Washington
Mo Bamba	1	11/24 at Orlando
Andre Drummond	1	12/8 vs. Philadelphia
Terence Davis	1	12/10 vs. Sacramento
Facundo Campazzo	1	12/23 at Denver
Jalen Smith	1	1/2 vs. Phoenix

Opponent Flagrant Fouls: 1

Ivica Zubac	11/7 at LA Clippers, 7:19 3rd - FLG1
Rajon Rondo	11/8 at Los Angeles, 10:55 4th - FLG2 (ejected)

Opponent Individual Ejections: 1

Opponent Disqualifications (Foul Out): 3

* indicates each technical foul assessed but later rescinded upon league office review process; # indicates each flagrant foul that was upgraded

2021-22 REGULAR SEASON HIGH/LOWS

HORNETS GAME HIGH/LOWS

INDIVIDUAL - MOST

Points (OT):	31	Rozier, 11/27 @ HOU
Points:	41	Hayward, 12/15 @ SAS
Field Goals Made:	15 (2)	Hayward, 12/15 @ SAS
Field Goals Attempted:	28	Bridges, 11/20 @ ATL
Free Throws Made:	11	Bridges, 10/24 @ BKN
Free Throws Attempted:	12	Bridges, 10/24 @ BKN
3PT Field Goals Made:	9	Oubre Jr, 1/5 vs. DET
3PT FG Attempted:	16	Rozier, 11/27 @ HOU
Rebounds:	17	Ball, 11/12 vs. NYK
Offensive Rebounds:	8	Plumlee, 11/17 vs. WAS
Defensive Rebounds:	16	Ball, 11/12 vs. NYK
Assists:	14	Ball, 11/17 vs. WAS
Steals:	6	Rozier, 11/24 @ ORL
Blocks:	3 (9)	Plumlee, 12/27 vs. HOU
Turnovers:	7	Ball, 12/1 @ MIL
Minutes:	45	Martin, 1/17 @ NYK

HORNETS TEAM - MOST

Points, Game (OT):	143	11/27 @ Houston
Points, Game:	140	1/5 vs. Detroit
Field Goals Made:	51	12/15 @ San Antonio
Field Goals Attempted:	107	10/20 vs. Indiana
Best Field Goal %:	.593 (2)	1/5 vs. Detroit
Free Throws Made:	27	11/27 @ Houston
Free Throws Attempted:	32	12/29 @ Indiana
Best Free Throw %:	1.000	12/20 at Utah
3PT FG Made:	24	1/5 vs. Detroit
3PT FG Attempted:	53	12/20 @ Utah
Best 3PT FG %:	.575	11/26 vs. Minnesota
Rebounds:	59	11/17 vs. Washington
Offensive Rebounds:	21 (2)	11/20 @ Atlanta
Defensive Rebounds:	43	11/17 vs. Washington
Assists:	39	1/5 vs. Detroit
Personal Fouls:	26	11/19 vs. Indiana
Steals:	14 (2)	1/3 @ Washington
Blocks:	12	11/1 vs. Cleveland
Turnovers:	19 (2)	12/8 vs. Philadelphia
Pts. Off Turnovers Allowed:	33	11/8 @ Los Angeles
Points in the Paint:	64	12/10 vs. Sacramento
2nd Chance Points:	24 (3)	11/27 @ Houston
Fast Break Points:	26	11/26 vs. Minnesota
Bench Points:	69	1/5 vs. Detroit

HORNETS TEAM - LEAST

Points:	92	11/3 @ Golden State
Field Goals Made	34 (2)	12/13 @ Dallas
Field Goals Attempted:	80	12/8 vs. Philadelphia
Worst Field Goal %:	.351	10/29 @ Miami
Free Throws Made:	3*	11/17 vs. Washington
Free Throws Attempted:	6*	11/17 vs. Washington
Worst Free Throw %:	.500	11/17 vs. Washington
3PT FG Made:	9	12/29 @ Indiana
3PT FG Attempted:	26	12/29 @ Indiana
Worst 3PT FG %:	.222	12/19 @ Phoenix
Rebounds:	28	11/5 @ Sacramento
Offensive Rebounds:	3	12/1 @ Milwaukee
Defensive Rebounds:	20	12/13 @ Dallas
Assists:	18	11/3 @ Golden State
Steals:	3	12/15 vs. San Antonio
Blocks:	1	10/22 @ Cleveland
Turnovers:	6	12/5 @ Atlanta
Personal Fouls:	12	12/19 @ Phoenix

OPPONENT GAME HIGH/LOWS

INDIVIDUAL - MOST

43	Embiid, 12/6 vs PHI
43 (2)	Antetokounmpo, 1/8 vs. MIL
17	Durant, 10/24 @ BKN
28	Tatum, 10/25 vs. BOS
18	Antetokounmpo, 1/8 vs. MIL
20	Antetokounmpo, 1/8 vs. MIL
8	Hield, 11/5 @ SAC
17	Hield, 11/5 @ SAC
21 (2)	Jokic, 12/23 @ DEN
7 (2)	Gobert, 12/20 @ UTA
16	Sabonis, 12/29 @ IND
16	Paul, 1/2 vs. PHO
4 (7)	Avdija, 1/3 @ WAS
5 (2)	Porzingis, 12/13 @ DAL
8 (2)	George, 11/7 @ LAC
43 (2)	Beal, 1/3 @ WAS

OPPONENT TEAM - MOST

140	10/25 vs. Boston
140	11/5 @ Sacramento
54	12/19 @ Phoenix
107	12/6 vs. Philadelphia
.596	11/29 @ Chicago
28 (2)	1/3 @ Washington
38	11/1 vs. Cleveland
1.000 (3)	1/2 vs. Phoenix
23	11/27 @ Houston
54	10/31 vs. Portland
.500	11/5 @ Sacramento
68	12/20 @ Utah
22	12/20 @ Utah
47	12/19 @ Phoenix
36	11/27 @ Houston
25	11/27 @ Houston
15	1/2 vs. Phoenix
10	10/20 vs. Indiana
21	12/27 vs. Houston
34	10/22 @ Cleveland
70	11/10 @ Memphis
26	11/10 @ Memphis
22 (4)	12/15 @ San Antonio
62	12/19 @ Phoenix

OPPONENT TEAM - LEAST

87 (2)	1/17 @ New York
32	1/17 @ New York
73	1/12 @ Philadelphia
.354	12/20 @ Utah
8	11/24 @ Orlando
10	11/24 @ Orlando
.524	1/17 @ New York
8	11/17 vs. Washington
28	11/1 vs. Cleveland
.190	11/17 vs. Cleveland
33 (2)	1/12 @ Philadelphia
3	1/12 @ Philadelphia
25	10/27 @ Orlando
17	11/12 @ New York
1	11/24 @ Orlando
2 (3)	1/10 vs. Milwaukee
8 (2)	12/15 @ San Antonio
12 (2)	1/3 @ Washington

+denotes franchise record

*denotes franchise-tying record

2021-22 REGULAR SEASON HIGH/LOWS

HORNETS HALF HIGH/LOWS

INDIVIDUAL - MOST

Points:	28	Miles Bridges	1/17/22 @ NYK (1st)
Field Goals Made:	10 (2)	Miles Bridges	1/17/22 @ NYK (1st)
Field Goals Attempted:	16	Miles Bridges	11/20/21 @ ATL (2nd)
Free Throws Made:	9	Miles Bridges	10/24/21 @ BKN (1st)
Free Throws Attempted:	9	Miles Bridges	10/24/21 @ BKN (1st)
3PT Field Goals Made:	8	Kelly Oubre Jr.	1/5/22 vs. DET (2nd)
3PT FG Attempted:	10	Kelly Oubre Jr.	1/5/22 vs. DET (2nd)
Rebounds:	9 (3)	Miles Bridges	1/10/22 vs. MIL (1st)
Offensive Rebounds:	6	Mason Plumlee	11/17/21 vs. WAS (2nd)
Defensive Rebounds:	8	Miles Bridges	12/1/21 @ MIL (1st)
Assists:	9	LaMelo Ball	11/26/21 vs. MIN (1st)
Steals:	4 (4)	Miles Bridges	1/3/22 @ WAS (1st)
Blocks:	3 (3)	Mason Plumlee	12/27/21 vs. HOU (1st)
Turnovers:	5 (2)	LaMelo Ball	12/1/21 @ MIL (2nd)

HORNETS TEAM - MOST

Points, Game:	75	1/5/22 vs. DET (2nd)
Field Goals Made:	29 (2)	12/15/21 @ SAS (1st)
Field Goals Attempted:	56	10/20/21 vs. IND (1st)
Best Field Goal %:	.659	1/5/22 vs. DET (2nd)
Free Throws Made:	15 (2)	12/19/21 @ PHO (1st)
Free Throws Attempted:	23	12/29/21 @ IND (1st)
3PT FG Made:	14 (2)	1/5/22 vs. DET (2nd)
3PT FG Attempted:	29	12/1/21 @ MIL (1st)
Best 3PT FG %:	.667	1/5/22 vs. DET (2nd)
Rebounds:	32	11/17/21 vs. WAS (2nd)
Offensive Rebounds:	14	11/20/21 @ ATL (1st)
Defensive Rebounds:	23 (2)	12/20/21 @ UTA (2nd)
Assists:	23	1/5/22 vs. DET (2nd)
Personal Fouls:	17	12/8/21 vs. PHI (2nd)
Steals:	10	1/3/22 @ WAS (1st)
Blocks:	7	11/1/21 vs. CLE (1st)
Turnovers:	16	11/19/21 vs. IND (2nd)
Pts. Off Turnovers Allowed:	19	11/19/21 vs. IND (2nd)
Points in the Paint:	44	12/10/21 vs. SAC (1st)
2nd Chance Points:	16 (3)	1/3/22 @ WAS (1st)
Fast Break Points:	18	1/12/22 @ PHI (1st)

HORNETS TEAM - LEAST

Points:	40	11/3/21 @ GSW (2nd)
Field Goals Made:	14 (3)	12/19/21 @ PHO (1st)
Field Goals Attempted:	35	12/8/21 vs. PHI (2nd)
Worst Field Goal %:	.264	12/19/21 @ PHO (1st)
Free Throws Made:	0*	11/17/21 vs. WAS (1st)
Free Throws Attempted:	0*	11/17/21 vs. WAS (1st)
3PT FG Made:	3 (2)	1/2/22 vs. PHO (2nd)
3PT FG Attempted:	10	12/29/21 @ IND (2nd)
Rebounds:	14 (2)	12/19/21 @ PHO (2nd)
Assists:	8 (3)	11/7/21 @ LAC (2nd)

OPPONENT HALF HIGH/LOWS

INDIVIDUAL - MOST

Points:	35	Giannis Antetokounmpo	1/8/22 vs. MIL (2nd)
Field Goals Made:	10 (2)	Ja Morant	11/10/21 @ MEM (1st)
Field Goals Attempted:	17 (2)	Nikola Jokic	12/23/21 @ DEN (2nd)
Free Throws Made:	17	Giannis Antetokounmpo	1/8/22 vs. MIL (2nd)
Free Throws Attempted:	18	Giannis Antetokounmpo	1/8/22 vs. MIL (2nd)
3PT Field Goals Made:	6	Jordan Poole	11/3/21 @ GSW (1st)
3PT FG Attempted:	9 (4)	Armoni Brooks	12/27/21 vs. HOU (2nd)
Rebounds:	16	Nikola Jokic	12/23/21 @ DEN (1st)
Offensive Rebounds:	5 (2)	Nikola Jokic	12/23/21 @ DEN (1st)
Defensive Rebounds:	11 (2)	Nikola Jokic	12/23/21 @ DEN (1st)
Assists:	10	Chris Paul	1/2/22 vs. PHO (1st)
Steals:	3 (9)	Trevelin Queen	12/27/21 vs. HOU (2nd)
Blocks:	3 (2)	Kristaps Porzingis	12/13/21 @ DAL (1st)
Turnovers:	5 (3)	Khriston Middleton	1/10/22 vs. MIL (2nd)

OPPONENT TEAM - MOST

Points, Game:	81+	12/17/21 @ POR (1st)
Field Goals Made:	29 (2)	1/2/22 vs. PHO (1st)
Field Goals Attempted:	56	1/2/22 vs. PHO (1st)
Best Field Goal %:	.644	12/15/21 @ POR (1st)
Free Throws Made:	20 (2)	1/8/22 vs. MIL (2nd)
Free Throws Attempted:	24	11/1/21 vs. CLE (2nd)
3PT FG Made:	16	12/17/21 @ POR (1st)
3PT FG Attempted:	30	12/20/21 @ UTA (2nd)
Best 3PT FG %:	.667	12/23/21 @ DEN (1st)
Rebounds:	39	12/20/21 @ UTA (1st)
Offensive Rebounds:	13	12/20/21 @ UTA (1st)
Defensive Rebounds:	26 (3)	12/20/21 @ UTA (1st)
Assists:	21	10/20/21 vs. IND (1st)
Personal Fouls:	18	10/25/21 vs. BOS (2nd)
Steals:	9 (3)	11/3/21 @ GSW (2nd)
Blocks:	7	11/1/21 vs. CLE (1st)
Turnovers:	12 (2)	1/14/22 vs. ORL (2nd)
Pts. Off Turnovers Allowed:	21	10/22/21 @ CLE (2nd)
Points in the Paint:	38 (2)	11/10/21 @ MEM (1st)
2nd Chance Points:	18	11/22/21 @ WAS (2nd)
Fast Break Points:	17 (2)	12/19/21 @ PHO (1st)

OPPONENT TEAM - LEAST

Points:	36	11/17/21 vs. WAS (2nd)
Field Goals Made:	12	11/17/21 vs. WAS (2nd)
Field Goals Attempted:	37	12/8/21 vs. PHI (1st)
Worst Field Goal %:	.293	11/17/21 vs. WAS (2nd)
Free Throws Made:	1	1/10/22 vs. MIL (2nd)
Free Throws Attempted:	3	11/24/21 @ ORL (1st)
3PT FG Made:	2	10/22/21 @ CLE (2nd)
3PT FG Attempted:	14 (2)	11/1/21 vs. CLE (2nd)
Rebounds:	15 (2)	10/27/21 @ ORL (2nd)
Assists:	5	10/24/21 @ BKN (2nd)

+denotes franchise record

*denotes franchise-tying record

2021-22 REGULAR SEASON HIGH/LOWS

HORNETS QUARTER HIGH/LOWS

INDIVIDUAL - MOST

Points:	24	Kelly Oubre Jr.	1/5/22 vs. DET (4th)
Field Goals Made:	8 (2)	Kelly Oubre Jr.	1/5/22 vs. DET (4th)
Field Goals Attempted:	11	Miles Bridges	11/3/21 @. GSW (2nd)
Free Throws Made:	6	Miles Bridges	10/24/21 @ BKN (2nd)
Free Throws Attempted:	6 (3)	Cody Martin	10/29/21 @ MIA (2nd)
3PT Field Goals Made:	8+	Kelly Oubre Jr.	1/5/22 vs. DET (4th)
3PT FG Attempted:	9	Kelly Oubre Jr.	1/5/22 vs. DET (4th)
Rebounds:	7 (3)	PJ Washington	1/12/22 @ PHI (2nd)
Offensive Rebounds:	3 (8)	LaMello Ball	12/29/21 @ IND (1st)
Defensive Rebounds:	6 (2)	Miles Bridges	1/10/22 vs. MIL (1st)
Assists:	7	Terry Rozier	12/1/21 @ MIL (1st)
Steals:	4	LaMelo Ball	10/22/21 @ CLE (4th)
Blocks:	3	Nick Richards	12/19/21 @ PHO (1st)
Turnovers:	3 (6)	Miles Bridges	12/20/21 @ UTA (1st)

HORNETS TEAM - MOST

Points, Game:	46	12/15/21 @ SAS (1st)
Field Goals Made:	18	12/15/21 @ SAS (1st)
Field Goals Attempted:	33	11/1/21 vs. CLE (2nd)
Best Field Goal %:	.700	12/15/21 @ SAS (3rd)
Free Throws Made:	13 (3)	12/19/21 @ PHO (2nd)
Free Throws Attempted:	15	11/10/21 @ MEM (4th)
3PT FG Made:	10 (2)	12/15/21 @ SAS (1st)
3PT FG Attempted:	17	12/1/21 @ MIL (1st)
Best 3PT FG %:	.800	10/24/21 @ BKN (4th)
Rebounds:	18	11/17/21 vs. WAS (3rd)
Offensive Rebounds:	9	11/1/21 vs. CLE (2nd)
Defensive Rebounds:	15	11/10/21 @ MEM (2nd)
Assists:	16	12/15/21 @ SAS (1st)
Personal Fouls:	11	12/8/21 vs. PHI (4th)
Steals:	7	10/27/21 @ ORL (4th)
Blocks:	4 (5)	12/19/21 @ PHO (4th)
Turnovers:	9	11/19/21 vs. IND (4th)
Pts. Off Turnovers Allowed:	12 (2)	11/19/21 vs. IND (4th)
Points in the Paint:	26	12/10/21 vs. SAC (1st)
2nd Chance Points:	14	11/27/21 @ HOU (4th)
Fast Break Points:	12	11/26/21 vs. MIN (2nd)

HORNETS TEAM - LEAST

Points:	11	1/17/22 @ NYK (4th)
Field Goals Made:	4	1/17/22 @ NYK (2nd)
Field Goals Attempted:	17 (2)	12/8/21 vs. PHI (3rd)
Worst Field Goal %:	.207	12/19/21 @ PHO (1st)
Free Throws Made:	0 (15)	1/12/22 @ PHI (4th)
Free Throws Attempted:	0 (14)	1/12/22 @ PHI (4th)
3PT FG Made:	0 (4)	1/12/22 @ PHI (3rd)
3PT FG Attempted:	4 (3)	11/19/21 vs. IND (1st)
Rebounds:	3	11/27/21 @ HOU (3rd)
Assists:	2	11/3/21 @ GSW (3rd)

OPPONENT QUARTER HIGH/LOWS

INDIVIDUAL - MOST

Points:	21	Giannis Antetokounmpo	1/8/22 vs MIL (4th)
Field Goals Made:	9	Ja Morant	11/10/21 @ MEM (1st)
Field Goals Attempted:	12	Ja Morant	11/10/21 @ MEM (1st)
Free Throws Made:	10	Giannis Antetokounmpo	1/8/22 vs MIL (4th)
Free Throws Attempted:	11 (2)	Giannis Antetokounmpo	1/8/22 vs MIL (4th)
3PT Field Goals Made:	6	Ben McLemore	12/17/21 @ POR (2nd)
3PT FG Attempted:	8	Ben McLemore	12/17/21 @ POR (2nd)
Rebounds:	10	Nikola Jokic	12/23/21 @ DEN (2nd)
Offensive Rebounds:	4 (2)	Kristaps Porzingis	12/13/21 @ DAL (2nd)
Defensive Rebounds:	8	Deandre Ayton	12/19/21 @ PHO (1st)
Assists:	6 (4)	Chris Paul	1/2/22 vs. PHO (1st)
Steals:	3 (4)	De'Aaron Fox	12/10/21 vs. SAC (4th)
Blocks:	2 (10)	Daniel Gafford	1/3/21 @ WAS (1st)
Turnovers:	5	Russell Westbrook	11/8/21 @ LAL (4th)

OPPONENT TEAM - MOST

Points, Game:	44	12/6/21 vs. PHI (2nd)
Field Goals Made:	16	11/1/21 vs. CLE (1st)
Field Goals Attempted:	32	1/2/22 vs. PHO (2nd)
Best Field Goal %:	.714 (2)	12/6/21 vs. PHI (2nd)
Free Throws Made:	15	1/3/22 @ WAS (4th)
Free Throws Attempted:	17	11/1/21 vs. CLE (4th)
3PT FG Made:	10	12/17/21 @ POR (2nd)
3PT FG Attempted:	16 (4)	12/27/21 vs. HOU (4th)
Best 3PT FG %:	.750	12/13/21 @ DAL (1st)
Rebounds:	19 (2)	11/24/21 @ ORL (1st)
Offensive Rebounds:	7 (3)	12/20/21 @ UTA (2nd)
Defensive Rebounds:	16 (2)	12/20/21 @ UTA (1st)
Assists:	13	10/20/21 vs. IND (1st)
Personal Fouls:	10	10/25/21 vs. BOS (3rd)
Steals:	6	11/3/21 @ GSW (3rd)
Blocks:	5	10/24/21 @ BKN (2nd)
Turnovers:	8 (2)	11/22/21 @ WAS (2nd)
Pts. Off Turnovers Allowed:	15	10/22/21 @ CLE (4th)
Points in the Paint:	22 (3)	11/26/21 vs. MIN (4th)
2nd Chance Points:	11	11/1/21 vs. CLE (1st)
Fast Break Points:	11 (3)	1/5/22 vs. DET (4th)

OPPONENT TEAM - LEAST

Points:	12	1/8/22 vs MIL (2nd)
Field Goals Made:	5 (3)	1/8/22 vs MIL (2nd)
Field Goals Attempted:	14	12/6/21 vs. PHI (3rd)
Worst Field Goal %:	.154	1/8/22 vs MIL (2nd)
Free Throws Made:	0 (15)	1/10/22 vs. MIL (4th)
Free Throws Attempted:	0 (9)	1/10/22 vs. MIL (1st)
3PT FG Made:	0 (2)	12/23/21 @ DEN (4th)
3PT FG Attempted:	5 (3)	12/5/21 @ ATL (2nd)
Rebounds:	4	10/22/21 @ CLE (3rd)
Assists:	0 (2)	11/17/21 vs. WAS (3rd)

~denotes NBA record

+denotes franchise record

*denotes franchise-tying record

