



CHARLOTTE HORNETS AT MEMPHIS GRIZZLIES

(16-49)

(22-43)

WEDNESDAY • MARCH 13, 2024 • 8:00 PM (ET) • FEDEX FORUM, MEMPHIS, TN



2023-24 REGULAR SEASON SCHEDULE/RESULTS

NO	DATE	OPP	TIME/SCORE	TV +/-
1	10/25	ATL	W, 116-110	+6
2	10/27	DET	L, 99-111	-12
3	10/30	BKN	L, 121-133	-12
4	11/1	@HOU	L, 119-128	-9
5	11/4	@IND	W, 125-124	+1
6	11/5	@DAL	L, 118-124	-6
7	11/8	WAS	L, 116-132	-16
8*	11/10	@WAS	W, 124-117	+7
9	11/12	@NYK	L, 107-129	-22
10*	11/14	MIA	L, 105-111	-6
11*	11/17	MIL	L, 99-130	-31
12	11/18	NYK	L, 108-122	-14
13	11/20	BOS	W, 121-118 (OT)	+3
14	11/22	WAS	W, 117-114	+3
15	11/26	@ORL	L, 117-130	-13
16*	11/28	@NYK	L, 91-115	-24
17	11/30	@BKN	W, 129-128	+1
18	12/2	MIN	L, 117-123	-6
19	12/6	@CHI	L, 100-111	-11
20	12/8	TOR	W, 119-116	+3
21	12/11	MIA	L, 114-116	-2
22	12/13	@MIA	L, 104-115	-11
23	12/15	NOP	L, 107-112	-5
24	12/16	PHI	L, 82-135	-53
25	12/18	@TOR	L, 99-114	-15
26	12/20	@IND	L, 113-144	-31
27	12/23	DEN	L, 95-102	-7
28	12/26	@LAC	L, 104-113	-9
29	12/28	@LAL	L, 112-133	-21
30	12/29	@PHO	L, 119-133	-14
31	1/1	@DEN	L, 93-111	-18
32	1/2	@SAC	W, 111-104	+7
33	1/5	@CHI	L, 91-104	-13
34	1/8	CHI	L, 112-119 (OT)	-7
35	1/10	SAC	L, 98-123	-25
36	1/12	@SAS	L, 99-135	-36
37	1/14	@MIA	L, 87-104	-17
38	1/17	@NOP	L, 112-132	-20
39	1/19	SAS	W, 124-120	+4
40	1/20	PHI	L, 89-97	-8
41	1/22	@MIN	W, 128-125	+3
42	1/24	@DET	L, 106-115	-7
43	1/26	HOU	L, 104-138	-34
44	1/27	UTA	L, 122-134	-12
45	1/29	NYK	L, 92-113	-21
46	1/31	CHI	L, 110-117	-7
47	2/2	@OKC	L, 106-126	-20
48	2/4	IND	L, 99-115	-16
49	2/5	LAL	L, 118-124	-6
50	2/7	TOR	L, 117-123	-6
51	2/9	@MIL	L, 84-120	-36
52	2/10	MEM	W, 115-106	+9
53	2/12	IND	W, 111-102	+9
54	2/14	ATL	W, 122-99	+23
55	2/22	@UTA	W, 115-107	+8
56	2/23	@GSW	L, 84-97	-13
57	2/25	@POR	W, 93-80	+13
58	2/27	@MIL	L, 85-123	-38
59	2/29	MIL	L, 99-111	-12
60	3/1	@PHI	L, 114-121	-7
61	3/3	@TOR	L, 106-111	-5
62	3/5	ORL	L, 89-101	-12
63	3/8	@WAS	L, 100-112	-12
64	3/9	BKN	W, 110-99	+11
65	3/11	@DET	L, 97-114	-17
66	3/13	@MEM	8:00	BSSE
67	3/15	PHO	7:00	BSSE
68	3/16	@PHI	7:00	BSSE
69	3/19	@ORL	7:00	BSSE
70	3/23	@ATL	7:30	BSSE
71	3/25	@CLE	7:00	BSSE
72	3/27	CLE	7:00	BSSE
73	3/29	GSW	7:00	BSSE
74	3/31	LAC	6:00	BSSE
75	4/1	BOS	7:00	BSSE/NBA TV
76	4/3	POR	7:00	BSSE
77	4/5	ORL	7:00	BSSE
78	4/7	OKC	6:00	BSSE
79	4/9	DAL	7:00	BSSE
80	4/10	@ATL	7:30	BSSE
81	4/12	@BOS	7:30	BSSE
82	4/14	@CLE	1:00	BSSE

*denotes In-Season Tournament

CHARLOTTE HORNETS PROBABLE STARTERS

PLAYER INFORMATION	2023-24 STATS	BUZZWORTHY
0 MILES BRIDGES F • 6-6 • 235 • Michigan State	PPG: 21.4 RPG: 7.5 APG: 3.3 Last game: 24 PTS (9-24 FG, 3-9 3P, 3-5 FT), 7 REB, 3 AST, 1 STL in 40 MIN	<ul style="list-style-type: none"> Erupted for a career-high 45 points, eight rebounds and a season-best seven assists vs. Toronto (Feb. 7), becoming the second Horneet ever to notch 45-5-5 in a game (Kemba Walker, 2x). Tallied then-career-highs with 41 points and 16 field goals made vs. Los Angeles (Feb. 5).
2 GRANT WILLIAMS F • 6-6 • 235 • Tennessee	PPG: 9.3 RPG: 4.0 APG: 1.9 Last game: 22 PTS (6-13 FG, 2-5 3P, 8-9 FT), 4 REB, 2 AST, 2 STL in 32 MIN	<ul style="list-style-type: none"> Recorded 18 points, a career-high 13 rebounds, including a career-best-tying six offensive boards, and five assists at Toronto (March 3) for the first 15-10-5 game of his career. Acquired in a trade with the Dallas Mavericks on Feb. 8.
4 NICK RICHARDS C • 7-0 • 260 • Kentucky	PPG: 10.0 RPG: 8.2 APG: 0.8 Last game: 10 PTS (5-7 FG, 0-2 FT), 13 REB, 2 AST in 36 MIN	<ul style="list-style-type: none"> Recorded 21 points, 10 rebounds and three blocks in a win at Portland (Feb. 25) for the fourth 20-10 game of his career. Notched a career-high 26 points, 13 rebounds and season-high-tying four blocks vs. Utah (Jan. 27), also notching a personal best with 10 field goals made.
24 BRANDON MILLER F/G • 6-8 • 205 • Alabama	PPG: 17.0 RPG: 4.3 APG: 2.4 Last game: 19 PTS (7-17 FG, 3-10 3P, 2-3 FT), 5 REB, 7 AST, 1 STL, 1 BLK in 35 MIN	<ul style="list-style-type: none"> As of March 12, he has made 137 3-pointers this season, the most ever by a Hornets rookie and tops among all rookies this season. Poured in a career-high 35 points, including five 3s and a career-best 10 free throws, vs. Indiana (Feb. 4) to become the first Hornets rookie ever with 35 points and five 3s in a game.
22 VASA MICIC G • 6-5 • 205 • Anadolu Efes	PPG: 5.5 RPG: 1.3 APG: 3.6 Last game: 11 PTS (3-7 FG, 3-5 3P, 2-2 FT), 5 REB, 7 AST, 1 STL in 33 MIN	<ul style="list-style-type: none"> Notched 12 points and a career-best 10 assists for the first double-double of his career vs. Brooklyn (March 9). Tallied career highs with 21 points and five rebounds vs. Orlando (March 5). Posted then career highs with 18 points and nine assists in his Hornets debut vs. Memphis (Feb. 10).

INFORMATION

INJURIES/NOTES:
TBDHEAD COACH STEVE CLIFFORD PREGAME MEDIA AVAILABILITY:
90 minutes prior to game, 6:30 PM ET

Official daily injury reports [HERE](#).
Hornets Official Twitter [HERE](#)
Hornets Public Relations Official Twitter [HERE](#).

2023-24	RECORD	HOME	ROAD	OVERTIME
OVERALL	16-49	9-23	7-26	1-1
EASTERN	10-32	7-16	3-16	1-1
WESTERN	11-17	2-7	4-10	0-0
SOUTHEAST	4-8	3-4	1-4	0-0
ATLANTIC	4-11	3-6	1-5	1-0
CENTRAL	2-13	1-6	1-7	0-1
SOUTHWEST	2-6	2-2	0-4	0-0
NORTHWEST	3-5	0-3	3-2	0-0
PACIFIC	1-6	0-2	1-4	0-0

CURRENT STREAKS

OVERALL: L1 HOME: W1 ROAD: L5

HORNETS IN BACK-TO-BACK GAMES 6-18 First game: 3-9 Second Game: 3-9

Swept: 0 Split: 6 Been Swept: 6

2023-24 CHARLOTTE HORNETS ROSTER

NO.	PLAYER	POSITION	HEIGHT	WEIGHT	BIRTHDATE	PRIOR TO NBA/COUNTRY	YEARS PRO
10	Amari Bailey*	G	6-4	195	02/17/04	UCLA/USA	R
1	LaMelo Ball	G	6-7	190	08/22/01	Illawarra/USA	3
9	Davis Bertans	F	6-10	225	11/12/92	Saski Baskonia/Latvia	7
12	Leaky Black*	F	6-7	205	06/14/99	North Carolina/USA	R
3	Marques Bolden*	C	6-10	250	04/17/98	Duke/USA	2
0	Miles Bridges	F	6-6	235	03/21/98	Michigan State/USA	4
30	Seth Curry	G	6-1	190	08/23/90	Duke/USA	9
23	Tre Mann	G	6-4	190	02/03/01	Florida/USA	2
11	Cody Martin	G/F	6-6	205	09/28/95	Nevada/USA	4
7	Bryce McGowens	G	6-6	190	11/08/02	Nebraska/USA	1
22	Vasa Micic	G	6-5	205	01/13/94	Anadolu Efes/Serbia	R
24	Brandon Miller	F/G	6-8	205	11/22/02	Alabama/USA	R
17	Aleksej Pokusevski	F	7-0	220	12/26/01	Olympiacos/Serbia	3
4	Nick Richards	C	7-0	260	11/29/97	Kentucky/Jamaica	3
8	Nick Smith Jr.	G	6-3	185	04/18/04	Arkansas/USA	R
21	JT Thor	F	6-9	215	08/26/02	Auburn/USA	2
2	Grant Williams	F	6-6	235	11/30/98	Tennessee/USA	4
5	Mark Williams	C	7-0	260	12/16/01	Duke/USA	1

* Denotes two-way contract

Head Coach: Steve Clifford (Maine-Farmington)
Assistant Coaches: Tyrone Corbin (DePaul)
 Bob Beyer (Alfred)
 Marlon Garnett (Santa Clara)
 Mike Wells (Mount Vernon Nazarene)
 Rex Walters (Kansas)
 Nick Friedman (Miami)
 Norman Richardson (Hofstra)
 Bruce Kreutzer (SUNY New Paltz)

Director of Health Care & Sports Performance: Joe Sharpe (Old Dominion)

Associate Head Athletic Trainer: Quinton Sawyer (North Carolina)

Strength & Conditioning Coach: Adam Linens (North Carolina)

PRONUNCIATION GUIDE: Davis Bertans (DAH-vis bur-TAHNS)... Marques Bolden (mar-KWEES)... Vasa Micic (VOSS-uh me-chitch)... Aleksej Pokusevski (ah-lek-say po-koo-SHEV-skee)



CHARLOTTE HORNETS 2023-24 NUMERICAL ROSTER

0	Miles Bridges
1	LaMelo Ball
2	Grant Williams
3	Marques Bolden
4	Nick Richards
5	Mark Williams
7	Bryce McGowens
8	Nick Smith Jr.
9	Davis Bertans
10	Amari Bailey
11	Cody Martin
12	Leaky Black
17	Aleksej Pokusevski
21	JT Thor
22	Vasa Micic
23	Tre Mann
24	Brandon Miller
30	Seth Curry

HOW THE HORNETS WERE BUILT

Amari Bailey	Selected in the second round (41st overall) of the 2023 NBA Draft by the Charlotte Hornets.
LaMelo Ball	Selected in the first round (third overall) of the 2020 NBA Draft by the Charlotte Hornets.
Davis Bertans	Acquired on Feb. 8, 2024, in a trade with Oklahoma City along with Tre Mann, Vasa Micic and a future second-round pick in exchange for Gordon Hayward.
Leaky Black	Signed a two-way contract on July 19, 2023.
Marques Bolden	Signed a two-way contract on March 2, 2024.
Miles Bridges	Acquired on June 21, 2018, in a trade with the Los Angeles Clippers along with two future second-round picks in exchange for Shai Gilgeous-Alexander.
Seth Curry	Acquired on Feb. 8, 2024, along with Grant Williams and a future first-round pick in exchange for P.J. Washington Jr. and two future second-round picks.
Tre Mann	Acquired on Feb. 8, 2024 in a trade with Oklahoma City along with Davis Bertans, Vasa Micic and a future second-round pick in exchange for Gordon Hayward.
Cody Martin	Selected in the second round (36th overall) of the 2019 NBA Draft by the Charlotte Hornets.
Bryce McGowens	Acquired on June 23, 2022, from the Minnesota Timberwolves in exchange for Josh Minott and a 2023 second-round pick.
Vasa Micic	Acquired on Feb. 8, 2024, in a trade with Oklahoma City along with Davis Bertans, Tre Mann and a future second-round pick in exchange for Gordon Hayward.
Brandon Miller	Selected in the first round (second overall) of the 2023 NBA Draft by the Charlotte Hornets.
Aleksej Pokusevski	Signed as a free agent on Feb. 28, 2024.
Nick Richards	Acquired on Nov. 19, 2020, in a trade with the New Orleans Pelicans in exchange for a 2024 second-round pick.
Nick Smith Jr.	Selected in the first round (27th overall) of the 2023 NBA Draft by the Charlotte Hornets.
JT Thor	Acquired on Aug. 6, 2021, in a trade with the Detroit Pistons along with Mason Plumlee in exchange for Balsa Koprivica.
Grant Williams	Acquired on Feb. 8, 2024, along with Seth Curry and a future first-round pick in exchange for P.J. Washington Jr. and two future second-round picks.
Mark Williams	Selected in the first round (15th overall) of the 2022 NBA Draft by the Charlotte Hornets.

HORNETS 2023-24 REGULAR SEASON STATISTICS

THROUGH MARCH 11 (16-49)

CHARLOTTE HORNETS

2023-24 REGULAR SEASON STATISTICS

PLAYER	G	GS	MIN	FG	FGA	PCT	FT	FTA	PCT	OFF	DEF	TOT	AST	PF	DO	STL	TO	BLK	PTS	AVG
BALL	23	23	33	18	42	.433	19	27	.696	10	10	20	17	17	0	4	12	4	52	2.3
BOZIER	45	45	10	25	59	.424	13	29	.448	1	1	2	3	3	0	3	1	1	59	1.3
BRIDGES	55	55	20	37	86	.430	13	29	.448	1	1	2	3	3	0	3	1	1	98	1.8
MILLER	45	45	18	33	67	.493	13	29	.448	1	1	2	3	3	0	3	1	1	98	1.8
HAYWARD	22	22	17	12	28	.429	2	4	.500	0	0	0	1	1	0	0	0	0	38	1.7
WASHINGTON	19	19	12	8	20	.400	2	4	.500	0	0	0	1	1	0	0	0	0	38	2.0
WILLIAMS	19	19	12	8	20	.400	2	4	.500	0	0	0	1	1	0	0	0	0	38	2.0
RICHARDS	55	42	14	37	86	.430	13	29	.448	1	1	2	3	3	0	3	1	1	98	1.8
G. WILLIAMS (TOT)	61	37	16	75	194	.433	101	271	.373	39	39	78	105	181	1	35	33	33	569	9.3
G. WILLIAMS (CHA)	14	4	33	33	81	.407	22	61	.361	9	9	18	33	44	0	11	0	6	187	13.4
MARTIN	28	22	7	5	8	.625	2	2	1.000	0	0	0	0	0	0	0	0	0	21	7.5
MANN (TOT)	24	11	4	5	8	.625	2	2	1.000	0	0	0	0	0	0	0	0	0	21	7.5
MANN (CHA)	11	1	3	3	5	.600	1	1	1.000	0	0	0	0	0	0	0	0	0	17	7.4
SMITH JR.	40	0	0	0	0	.000	0	0	.000	0	0	0	0	0	0	0	0	0	0	11.6
BERTANS (TOT)	27	27	32	10	23	.435	4	10	.400	0	0	0	1	1	0	0	0	0	24	8.9
BERTANS (CHA)	12	12	3	1	5	.200	1	2	.500	0	0	0	0	0	0	0	0	0	15	5.6
MICIC (TOT)	44	44	7	11	24	.458	3	7	.429	0	0	0	1	1	0	0	0	0	24	5.5
MICIC (CHA)	14	14	3	5	11	.455	1	2	.500	0	0	0	0	0	0	0	0	0	15	5.5
MCGOWENS	45	45	16	15	35	.429	3	7	.429	0	0	0	1	1	0	0	0	0	25	5.6
CURRY (TOT)	4	4	1	1	2	.500	0	0	.000	0	0	0	0	0	0	0	0	0	5	1.3
CURRY (CHA)	4	4	1	1	2	.500	0	0	.000	0	0	0	0	0	0	0	0	0	5	1.3
MALEDON	11	11	2	0	0	.000	0	0	.000	0	0	0	0	0	0	0	0	0	0	4.4
BOUKNIGHT	1	1	1	1	1	1.000	0	0	.000	0	0	0	0	0	0	0	0	0	2	2.0
I. SMITH	45	45	7	11	24	.458	3	7	.429	0	0	0	1	1	0	0	0	0	24	5.5
THOR	23	23	6	1	1	.000	0	0	.000	0	0	0	0	0	0	0	0	0	0	2.2
BLACK	1	1	1	1	1	1.000	0	0	.000	0	0	0	0	0	0	0	0	0	2	2.0
POKUSEVSKI (TOT)	23	23	3	1	1	.000	0	0	.000	0	0	0	0	0	0	0	0	0	0	1.1
POKUSEVSKI (CHA)	1	1	1	1	1	1.000	0	0	.000	0	0	0	0	0	0	0	0	0	2	2.0
BAILEY	2	2	3	0	0	.000	0	0	.000	0	0	0	0	0	0	0	0	0	0	1.1
MENSAH	2	2	3	0	0	.000	0	0	.000	0	0	0	0	0	0	0	0	0	0	1.1
NTILIKINA	2	2	3	0	0	.000	0	0	.000	0	0	0	0	0	0	0	0	0	0	1.1
BOLDEN (TOT)	2	2	3	0	0	.000	0	0	.000	0	0	0	0	0	0	0	0	0	0	1.1
BOLDEN (CHA)	2	2	3	0	0	.000	0	0	.000	0	0	0	0	0	0	0	0	0	0	1.1
HORNETS	65	65	156	33	261	.433	77	217	.356	94	121	215	160	121	5	439	89	298	695	107.1
OPPONENTS	65	65	156	33	261	.433	77	217	.356	94	121	215	160	121	5	439	89	298	695	107.1

PLAYER	MIN	REB	AST	STL	TO	BLK	PTS	MIN	REB	AST	STL	TO	BLK	PTS	CAREER	HIGHS	(C=SET, T=TIED THIS SEASON)	PTS
BALL	41	19	13	1	5	3	32	32	19	13	1	5	3	32	15C	31C	17	15
BOZIER	45	15	10	1	4	0	32	32	15	10	1	4	0	32	15C	31C	17	15
BRIDGES	45	15	10	1	4	0	32	32	15	10	1	4	0	32	15C	31C	17	15
MILLER	45	15	10	1	4	0	32	32	15	10	1	4	0	32	15C	31C	17	15
HAYWARD	39	9	7	1	3	0	26	26	9	7	1	3	0	26	10C	24C	12	7C
WASHINGTON	39	13	8	1	4	0	26	26	13	8	1	4	0	26	10C	24C	12	7C
WILLIAMS	35	13	8	1	4	0	26	26	13	8	1	4	0	26	10C	24C	12	7C
RICHARDS	40	15	10	1	4	0	26	26	15	10	1	4	0	26	10C	24C	12	7C
G. WILLIAMS (TOT)	40	15	10	1	4	0	26	26	15	10	1	4	0	26	10C	24C	12	7C
G. WILLIAMS (CHA)	40	15	10	1	4	0	26	26	15	10	1	4	0	26	10C	24C	12	7C
MARTIN	36	10	7	1	3	0	26	26	10	7	1	3	0	26	10C	24C	12	7C
MANN (TOT)	34	9	6	1	3	0	26	26	9	6	1	3	0	26	10C	24C	12	7C
MANN (CHA)	34	9	6	1	3	0	26	26	9	6	1	3	0	26	10C	24C	12	7C
SMITH JR.	33	9	6	1	3	0	26	26	9	6	1	3	0	26	10C	24C	12	7C
BERTANS (TOT)	27	10	7	1	3	0	26	26	10	7	1	3	0	26	10C	24C	12	7C
BERTANS (CHA)	27	10	7	1	3	0	26	26	10	7	1	3	0	26	10C	24C	12	7C
MICIC (TOT)	44	10	7	1	3	0	26	26	10	7	1	3	0	26	10C	24C	12	7C
MICIC (CHA)	44	10	7	1	3	0	26	26	10	7	1	3	0	26	10C	24C	12	7C
MCGOWENS	45	10	7	1	3	0	26	26	10	7	1	3	0	26	10C	24C	12	7C
CURRY (TOT)	4	1	0	0	0	0	26	26	1	0	0	0	0	26	10C	24C	12	7C
CURRY (CHA)	4	1	0	0	0	0	26	26	1	0	0	0	0	26	10C	24C	12	7C
MALEDON	11	2	0	0	0	0	26	26	2	0	0	0	0	26	10C	24C	12	7C
BOUKNIGHT	1	1	0	0	0	0	26	26	1	0	0	0	0	26	10C	24C	12	7C
I. SMITH	8	1	0	0	0	0	26	26	1	0	0	0	0	26	10C	24C	12	7C
THOR	0	0	0	0	0	0	26	26	0	0	0	0	0	26	10C	24C	12	7C
BLACK	0	0	0	0	0	0	26	26	0	0	0	0	0	26	10C	24C	12	7C
POKUSEVSKI (TOT)	14	1	0	0	0	0	26	26	1	0	0	0	0	26	10C	24C	12	7C
POKUSEVSKI (CHA)	14	1	0	0	0	0	26	26	1	0	0	0	0	26	10C	24C	12	7C
BAILEY	7	1	0	0	0	0	26	26	1	0	0	0	0	26	10C	24C	12	7C
MENSAH	2	1	0	0	0	0	26	26	1	0	0	0	0	26	10C	24C	12	7C
NTILIKINA	11	1	0	0	0	0	26	26	1	0	0	0	0	26	10C	24C	12	7C
BOLDEN (TOT)	8	1	0	0	0	0	26	26	1	0	0	0	0	26	10C	24C	12	7C
BOLDEN (CHA)	8	1	0	0	0	0	26	26	1	0	0	0	0	26	10C	24C	12	7C
HORNETS	267	67	35	12	24	13	129	129	67	35	12	24	13	129	58	114	43	55
OPPONENTS	267	67	35	12	24	13	129	129	67	35	12	24	13	129	62	117	43	56

2023-24 HORNETS REGULAR SEASON OFFENSIVE LEADERS (INCLUDES TIES)

Player	Points				Rebounds		Assists	Double-Double	Triple-Double	Individual. Game Leaders				
	10+	20+	30+	40+	10+	20+	10+			Points	Rebounds	Assists	Steals	Blocks
Bailey	0	0	0	0	0	0	0	0	0	0	0	0	0	0
Ball	20	14	7	0	2	0	6	7	1	11	4	16	10	2
Bertans	6	0	0	0	0	0	0	0	0	0	1	0	3	1
Black	1	0	0	0	0	0	0	0	0	0	0	0	2	2
Bolden	0	0	0	0	0	0	0	0	0	0	0	0	0	0
Bridges	51	33	5	2	18	0	0	17	0	20	20	3	17	6
Curry	3	0	0	0	0	0	0	0	0	0	0	0	1	2
Mann	6	1	0	0	0	0	0	0	0	0	1	4	7	0
Martin	8	0	0	0	0	0	1	1	0	0	0	8	9	7
McGowens	13	0	0	0	0	0	0	0	0	0	0	0	4	2
Micic	10	1	0	0	0	0	1	1	0	1	0	8	3	0
Miller	51	21	2	0	1	0	0	1	0	10	1	4	10	15
Pokusevski	0	0	0	0	0	0	0	0	0	0	0	0	0	2
Richards	31	3	0	0	21	0	0	16	0	2	25	0	3	29
Smith Jr.	8	0	0	0	0	0	0	0	0	0	0	0	2	3
Thor	0	0	0	0	0	0	0	0	0	0	1	0	2	8
G. Williams	9	3	0	0	2	0	0	2	0	1	4	1	3	2
M. Williams	15	2	0	0	8	1	0	8	0	1	10	0	4	7

Most consecutive wins	4	2/10 - 2/23	Most consecutive losses	11	12/11 - 1/1
Most consecutive home wins	3	2/10 - 2/22	Most consecutive home losses	8	1/20 - 2/7
Most consecutive road wins	1(7)	2/25	Most consecutive road losses	8	12/6 - 1/1
Largest margin of victory at home	23	2/14 vs. ATL	Largest margin of defeat at home	53+	12/16 vs. PHI
on road	23	2/14 vs. ATL	on road	53+	12/16 vs. PHI
	13	2/25 at POR		38	2/27 at MIL
Largest lead in a game at home	25	2/14 vs. ATL	Largest deficit in a game at home	53	12/16 vs. PHI
on road	25	2/14 vs. ATL	on road	53	12/16 vs. PHI
	21	2/25 at POR		49	2/27 at MIL
Largest deficit overcome in a win at home	19	11/22 vs. WAS	Largest blown lead in a loss at home	15 (2)	2/7 vs. TOR
on road	19	11/22 vs. WAS	on road	15	2/7 vs. TOR
	18	1/22 at MIN		15	11/5 at DAL
Wire-to-wire wins	--	--	Wire-to-wire losses	9	10/30 vs. BKN
					11/18 vs. NYK
					11/28 at NYK
					12/16 vs. PHI
					1/14 at MIA
					1/27 vs. UTA
					2/2 at OKC
					2/4 vs. IND
					2/29 vs. MIL

+ Denotes franchise record

TONIGHT'S OPPONENT: MEMPHIS GRIZZLIES - MARCH 13 AT FEDEX FORUM

Charlotte & Memphis Connections

Hornets G Seth Curry played one game, the first of his NBA career, for the Grizzlies in the 2013-14 season... Hornets F Miles Bridges and Grizzlies F/C Jaren Jackson Jr. were teammates at Michigan State for one season (2017-18)... Grizzlies F GG Jackson II is from Columbia, SC, and went to South Carolina... Grizzlies assistant coach Brad Jones was an assistant under Hornets assistant Tyrone Corbin with the Jazz for one season (2013-14)... Jones was an assistant with the Jazz alongside Hornets assistant Mike Wells for two seasons (2015-16).

Charlotte vs. Memphis Breakdown

	OVERALL	HOME	ROAD
All-Time Record	26-24	14-12	12-12
Current Streaks	W1	W1	L1

2023-24 Charlotte vs. Memphis

DATE	OPPONENT	TIME/RESULT	SEASON RECORD
2/10/24	Memphis	W, 115-106	11-41
3/13/24	at Memphis	8:00 PM ET	---

Last Meeting (2/10/24)

	1Q	2Q	3Q	4Q	OT	FINAL
Memphis	28	21	27	30		106
Charlotte	25	33	27	30		115

Charlotte - In their first game at full strength following the trade deadline, the Hornets defeated the Grizzlies, 115-106, at Spectrum Center behind 25 points on 11-of-13 shooting from Miles Bridges. Vasa Micic (18 points and nine assists) and Tre Mann (nine points, nine assists) made strong first impressions for Charlotte, which shot 57.3 percent (47-of-82) from the field and 51.6 percent (16-of-31) from 3-point range. New addition Grant Williams added 15 points and eight rebounds off the bench, while Brandon Miller contributed 18 points. Charlotte gained a 43-32 edge on the glass and won comfortably despite coughing up 19 turnovers. Jaren Jackson Jr. led the Grizzlies with 29 points.

2022-23 Charlotte vs. Memphis

DATE	OPPONENT	TIME/RESULT	SEASON RECORD
11/4/22	at Memphis	L, 99-130	3-6
1/4/23	Memphis	L, 107-131	10-29

All-Time Regular Season Series vs. Memphis

Last 10 vs. MEM	3-7	Last 5 vs. MEM	2-3
Last Home Win	2/10/24 (115-106)	Last Home Loss	1/4/23 (107-131)
Last Road Win	11/10/21 (118-108)	Last Road Loss	11/4/22 (99-130)
CHA Most Points	140, 3/22/18, 140-79	MEM Most Points	131, 1/4/23 (107-131)
CHA Fewest Points	69, 11/1/14 (69-71)	MEM Fewest Points	71, 11/1/14 (69-71)
CHA Most Points (Player)	46, Kemba Walker, 3/22/18	MEM Most Points (Player)	33, Pau Gasol, 3/26/06

2023-24 Charlotte vs. Memphis Comparison

	PPG	FG%	3P%	FT%	RPG	APG	SPG	TOPG	BPG
CHA	107.1	.457	.356	.783	41.0	24.6	6.8	13.8	4.6
OPP	117.3	.494	.376	.797	45.4	28.1	7.1	13.6	5.2
MEM	105.8	.438	.347	.760	41.9	24.8	7.8	15.0	6.3
OPP	112.5	.471	.379	.780	45.8	26.1	8.1	14.9	6.4

HORNETS BOX SCORES (LAST FOUR GAMES VS. MEMPHIS)

NATIONAL BASKETBALL ASSOCIATION

OFFICIAL SCORER'S REPORT

FINAL

Friday, November 4, 2022 FedExForum, Memphis, TN

Officials: #60 James Williams, #67 Brandon Adair, #35 Jason Goldenberg

Game Duration: 2:07

Attendance: 17187

VISITOR: Charlotte Hornets (3-6)

	POS	MIN	FG	FGA	3P	3PA	FT	FTA	OR	DR	TOT	A	PF	ST	TO	BS	+/-	PTS	
6 Jalen McDaniels	F	21:28	1	5	0	4	2	2	0	1	1	2	2	1	2	0	-33	4	
25 P.J. Washington	F	27:26	2	15	1	7	5	6	2	2	4	0	1	0	2	1	-29	10	
24 Mason Plumlee	C	21:44	3	5	0	1	2	2	5	7	3	1	1	1	0	-31	7		
12 Kelly Oubre Jr.	G	24:36	5	12	2	5	5	6	0	1	1	1	3	2	2	0	-40	17	
8 Dennis Smith Jr.	G	28:40	3	7	1	2	1	2	0	3	3	5	1	2	3	1	-28	8	
21 JT Thor		26:00	4	12	2	5	1	2	2	3	5	2	1	2	1	0	11		
2 James Bouknight		27:38	7	10	0	0	0	0	2	2	4	5	2	1	1	0	0	14	
4 Nick Richards		18:53	2	9	0	0	5	6	4	5	9	2	1	0	1	1	-9	9	
9 Theo Maledon		19:20	3	5	1	2	0	0	0	5	5	2	3	1	3	0	-3	7	
7 Bryce McGowens		16:52	3	5	1	2	5	0	1	1	0	1	1	1	1	0	9	12	
23 Kai Jones		07:23	0	1	0	0	0	0	0	1	1	0	2	1	0	3	0	9	
			240:00	33	86	8	27	25	31	12	29	41	22	17	11	18	7	-31	99
						38.4%	29.6%	80.6%				TM REB: 6	TOT TO: 18 (22 PTS)						

HOME: MEMPHIS GRIZZLIES (6-3)

	POS	MIN	FG	FGA	3P	3PA	FT	FTA	OR	DR	TOT	A	PF	ST	TO	BS	+/-	PTS	
24 Dillon Brooks	F	22:08	8	12	6	7	1	2	1	3	4	4	4	0	1	0	31	23	
7 Santi Aldama	F	21:01	5	9	2	5	0	0	1	4	5	1	2	1	2	2	19	12	
4 Steven Adams	C	21:44	6	10	0	0	0	1	2	11	8	19	4	2	2	2	31	13	
22 Desmond Bane	G	24:21	8	16	3	7	0	0	1	5	6	2	3	0	3	0	29	19	
12 Ja Morant	G	24:54	4	12	1	3	3	4	0	4	4	11	0	0	0	0	40	12	
27 David Roddy		27:41	4	8	2	5	1	2	1	1	2	0	3	0	0	1	12	11	
46 John Konchar		20:53	3	4	2	3	0	0	1	3	4	1	1	0	0	1	17	8	
15 Brandon Clarke		15:55	4	7	0	0	5	5	1	1	2	2	3	0	1	3	9	13	
21 Tyus Jones		14:08	5	8	0	2	1	1	0	2	2	3	0	0	0	0	3	11	
3 Jaxie LaBravia		19:10	1	4	0	2	2	2	1	8	9	0	0	0	1	0	-9	4	
1 Kennedy Chandler		10:21	1	5	0	1	0	0	0	2	4	0	2	0	0	0	-9	2	
2 Xavier Tillman		10:21	1	2	0	0	0	0	0	1	1	1	0	0	1	0	-9	2	
5 Vince Williams Jr.		07:23	0	1	0	1	0	0	0	0	0	1	2	1	0	1	-9	0	
6 Kenneth Lofton Jr.		DNP - Coach's Decision																	
			240:00	50	98	16	36	14	18	18	42	60	34	20	6	18	10	31	130
						51%	44.4%	77.8%				TM REB: 4	TOT TO: 19 (15 PTS)						

SCORE BY PERIOD

	1	2	3	4	FINAL
Hornets	24	23	22	30	99
GRIZZLIES	41	30	33	26	130

Inactive: Hornets - Ball (Injury/Illness - Left Ankle; Sprain), Hayward (Injury/Illness - Left Shoulder; Contusion), Martin (Injury/Illness - Left Quad; Soreness), Rozier (Injury/Illness - Right Ankle; Sprain), Williams (G League - On Assignment)

Inactive: Grizzlies - Green (Injury/Illness - Left Knee; Surgery Recovery), Jackson Jr. (Injury/Illness - Right Foot; Surgery Recovery), Williams (Injury/Illness - Right Palmar; Tendinitis)

Points in the Paint: Hornets 42 (21/47), GRIZZLIES 60 (30/54)

2nd Chance Points: Hornets 11 (2/10), GRIZZLIES 20 (8/15)

Fast Break Points: Hornets 19 (7/12), GRIZZLIES 21 (9/18)

Biggest Lead: Hornets 0, GRIZZLIES 44

Lead Changes: 0

Times Tied: 2

Technical Fouls - Defensive Three Seconds

Hornets (T) : Thor 3:14 1st

GRIZZLIES (O) : NONE

Copyright (c) 2022-2023 NBA Properties, Inc. All Rights Reserved

NATIONAL BASKETBALL ASSOCIATION

OFFICIAL SCORER'S REPORT
FINAL SCORE

Saturday, February 12, 2022 Spectrum Center, Charlotte, NC

Officials: #60 James Williams, #50 Gedinimas Petraitis, #17 Jonathan Sterling

Game Duration: 2:33

Attendance: 19454 (Sellout)

VISITOR: NORTH CAROLINA GRIZZLIES (40-18)

	POS	MIN	FG	FGA	3P	3PA	FT	FTA	OR	DR	TOT	A	P	F	S	T	O	B	S	+/-	PTS
8 Ziaire Williams	F	23:12	2	4	0	1	0	3	0	0	0	0	2	1	1	0	0	13	-4		
12 Steven Adams Jr.	C	30:40	5	17	4	12	4	6	4	6	10	1	6	0	1	0	2	-4			18
21 Steven Adams	F	15:50	6	8	0	0	3	7	8	3	11	4	6	0	0	3	3	19	15		15
22 Desmond Bane	G	31:50	7	13	4	7	7	7	0	4	4	5	3	4	7	1	-6	25			25
12 Ja Morant	G	33:46	12	21	0	3	2	6	1	5	6	6	1	0	3	0	-1	26			26
0 De'Anthony Melton		16:10	2	6	1	2	4	4	1	6	7	2	1	3	2	0	0	13	9		9
1 Kyle Anderson		17:20	1	2	0	0	0	0	0	7	6	3	0	2	0	0	11	2			2
15 Brandon Clarke		32:10	8	12	0	0	0	0	1	5	6	2	3	1	2	1	-12	16			16
46 John Konchar		20:27	3	8	2	5	0	0	1	3	4	0	1	1	0	1	-4	8			8
21 Tyus Jones		18:35	1	5	0	2	0	0	0	2	2	5	0	0	0	0	6	2			2
7 Santai Aldama	DNP - Coach's Decision																				
23 Jarrett Culver	DNP - Coach's Decision																				
		24:00	47	96	11	33	20	33	16	41	57	31	26	11	17	8	7	125			
				49%			33.3%			60.6%			TM REB:	11			TOT TO:	17 (18 PTS)			

HOME: CHARLOTTE HORNETS (29-29)

	POS	MIN	FG	FGA	3P	3PA	FT	FTA	OR	DR	TOT	A	P	F	S	T	O	B	S	+/-	PTS
12 Kelly Oubre Jr.	F	20:25	4	9	0	2	0	0	3	1	4	1	4	1	1	0	-16	8			8
0 Miles Bridges	F	30:54	2	13	0	5	4	4	1	4	5	4	3	1	2	1	-17	8			8
24 Mason Plumlee	C	30:27	2	2	0	0	0	1	4	8	12	6	6	1	3	0	6	4			4
3 Terry Rozier	F	41:07	11	27	6	17	7	9	4	6	10	9	3	0	2	1	-12	35			35
2 LaMelo Ball	G	32:39	8	21	5	12	4	4	1	3	4	2	5	1	4	0	-2	25			25
8 Montrezl Harrell		29:18	7	8	0	0	6	9	2	7	9	2	3	0	0	0	4	20			20
25 P.J. Washington		22:58	1	4	1	4	1	2	1	1	2	0	1	1	2	3	-13	4			4
5 James Bouknight		20:12	3	11	2	5	4	4	2	3	5	2	2	1	2	0	-2	12			12
24 JT Thor		12:00	1	2	0	0	0	0	0	2	2	2	2	1	0	1	17	2			2
23 Kai Jones	DNP - Coach's Decision																				
14 Nick Richards	DNP - Coach's Decision																				
		24:00	39	97	14	45	26	33	18	35	53	28	29	7	16	6	-7	118			
				40.2%			31.1%			78.8%			TM REB:	6			TOT TO:	17 (25 PTS)			

SCORE BY PERIOD

	1	2	3	4	FINAL
Grizzlies	36	38	25	26	125
HORNETS	15	28	32	43	118

Inactive: Grizzlies - Brooks (Injury/Illness - Left Ankle; Sprain), Pons (Injury/Illness - Left Thigh; Soreness), Terry (G League - Two-Way), Tillie (Injury/Illness - Back; Soreness), Tillman (Injury/Illness - Right Thigh; Soreness)

Inactive: Hornets - Hayward (Injury/Illness - Left Ankle; Sprain), Kulboka (G League - Two-Way), Lewis (G League - Two-Way), Martin (Injury/Illness - Left Ankle; Achilles Soreness), McDaniels (Injury/Illness - Left Ankle; Sprain)

Points in the Paint: Grizzlies 72 (36/1), HORNETS 50 (25/50)

2nd Chance Points: Grizzlies 19 (7/15), HORNETS 16 (7/15)

Fast Break Points: Grizzlies 14 (6/10), HORNETS 18 (6/12)

Technical Fouls - Individual
Grizzlies (1): Williams 10:45 3rd
HORNETS (2): Rozier 10:33 2nd, Plumlee 10:45 3rd

Technical Fouls - Delay
Grizzlies (0) - NONE
HORNETS (1) : 5:18 4th

Biggest Lead: Grizzlies 35, HORNETS 0

Lead Changes: 0

Times Tied: 0

Copyright (c) 2021-2022 NBA Properties, INC. All Rights Reserved

THE BUZZ: HORNETS PLAYER NOTES

Amari Bailey

- Made his NBA debut and scored his first NBA points at New York (Nov. 12).
- Selected in the second round (41st overall) of the 2023 NBA Draft by the Charlotte Hornets and signed a two-way contract with the team on July 14, 2023.
- Averaged 11.2 points, 3.8 rebounds, 2.2 assists and 1.1 steals in 26.9 minutes per game across 30 appearances (28 starts) in his lone collegiate season at UCLA in 2022-23.

LaMelo Ball

- Recorded 18 points and a season-high-tying 13 assists in a win at Minnesota (Jan. 22).
- Posted 28 points on 10-of-13 shooting, including 4-of-6 from 3, eight assists and three steals in a win vs. San Antonio (Jan. 19). His 76.9 FG% is his second-highest in any game of his career (.800, 8-10, vs. Milwaukee, Jan. 30, 2021).
- Netted 29 points, five rebounds and seven assists at New Orleans (Jan. 17).
- Recorded 21 points, a season-high-tying 10 rebounds and five assists at Miami (Jan. 14). It marked his 14th 20-10-5 game of his career, the third-most in franchise history.
- Set new career highs with 15 free throws made and 16 free throws attempted, in addition to swiping a career-best-tying five steals, at San Antonio (Jan. 12), becoming the second player in franchise history to notch 15 free throws made and five steals in a game (Eddie Jones). He finished with 28 points and passed Glen Rice (508 3-pointers) for sixth on Charlotte's all-time list.
- Averaged 33.8 points per game in five contests from Nov. 14-22, his highest scoring average in any five-game span of his career.
- Recorded at least 25 points, five rebounds and five assists in seven straight games from Nov. 10-22, the longest streak in franchise history. The longest previous streak was three (Ball, Larry Johnson, Kemba Walker (2x) and Gerald Wallace). Ball is one of two players in NBA history to record seven straight games with at least 25-5-5, one steal and multiple 3-pointers (James Harden, seven games, Dec. 29, 2018 - Jan. 11, 2019).
- Swiped a steal in each of Charlotte's first 14 games of the season, becoming the third HorNET ever to do so. He joins Gerald Wallace (19) and Brevin Knight (14). Ball's 14-game streak is his longest at any point in his career.
- Scored 25-plus points in nine straight games from Nov. 5-22, the longest streak of his career and the second-longest in franchise history. Only Glen Rice (13, Dec. 30, 1996 - Jan. 24, 1997) has recorded a longer such streak.
- Tallied 30-plus points in four straight games from Nov. 17-22, the longest streak of his career and tied for the third-longest in franchise history behind only Kemba Walker (five, Feb. 2-11, 2019) and Glen Rice (five, Jan. 15-24, 1997).
- Posted 34 points, six 3-pointers and a season-high-tying 13 assists in a win vs. Washington (Nov. 22). It marked his fourth career 30-point, 10-assist game, tying Kemba Walker for the most such games in franchise history.
- Became the second-fastest (175 games) and the third-youngest (22y-090d) player in NBA history to reach 500 career 3-pointers (Nov. 20). Only Duncan Robinson (152 games) reached 500 3s faster, and only Anthony Edwards (21y-164d) and Luka Doncic (22y-055d) reached the milestone at a younger age, per Elias.
- Posted 36 points, including a career-high 15 field goals, nine rebounds and eight assists in an overtime win vs. Boston (Nov. 20). He made a game-tying layup with seven seconds remaining in regulation to force overtime, his second career field goal to tie or take the lead in the final 10 seconds of the fourth quarter or overtime.
- Poured in 34 points and a career-high-tying eight 3-pointers vs. New York (Nov. 18). Became the first player in franchise history to reach 100 field goals and 100 assists within the first 12 games of a season.
- Tallied 37 points, one off his career high, and a career-best 11 free throws made vs. Milwaukee (Nov. 17). He added five rebounds and five assists for the third 35-5-5 game of his career, breaking a tie with Baron Davis, Larry Johnson and Gerald Wallace for second-most such games in franchise history (Kemba Walker, 15).
- Notched 28 points, six rebounds and 11 assists vs. Miami (Nov. 14). It stood as his ninth career game with at least 25 points, five rebounds and 10 assists, breaking a tie with Ja Morant for the eighth-most such games in NBA history by a player age 22 or younger. Only Luka Doncic (50), Oscar Robertson (41), LeBron James (25), Trae Young (20), Chris Paul (13), Russell Westbrook (11) and Isaiah Thomas (10) have recorded more 25-5-10 games prior to turning 23. Ball turns 23 in August 2024. He also recorded a season-high three steals in the game.
- Poured in 32 points (13-20 FG, 4-8 3P, 2-2 FT), seven rebounds and six assists at New York (Nov. 12). It marked his second-highest FG% (.650) in any 30-point game in his career (10-14, .714 for 31 points at Detroit, Feb. 11, 2022).
- Tallied 25 points, six rebounds, six assists and two steals in an In-Season Tournament win at Washington (Nov. 10).
- Posted a season-high 34 points vs. Washington (Nov. 8), marking the third time in his career with back-to-back 30-point games. It brought his scoring total to 64 points in his last two appearances, tied for the most in any two-game span of his career (Feb. 9-11, 2022).
- Earned the first 30-point triple-double of his career with 30 points, 10 rebounds and 13 assists at Dallas (Nov. 5), marking the 10th triple-double and 50th double-double of his career; it is the third 30-point triple-double in franchise history (Baron Davis, Anthony Mason); poured in 23 points in the fourth quarter, his career best for any quarter and a total surpassed only by Kelly Oubre Jr. and Kemba Walker (24 points) among Hornets players since at least 1996-97; splashed five 3s in the fourth quarter, equaling his personal best for any quarter; dished 11 assists in the first half, his personal best for any half and tied for the second-most by a HorNET in any half since at least 1996-97; his seven assists in the second quarter matched his career high; added five 3s in the game to become the fifth player in NBA history to record a 30-point triple-double with five 3-pointers at age 22 or younger, joining Stephen Curry, Luka Doncic, LeBron James and Jason Kidd; his 28 points in the second half are his career high for any half and tie for the ninth-most by a HorNET in any half since at least 1996-97.
- Recorded a double-double with 11 points and a team-high 11 assists, in addition to getting the game-winning defensive stop against Tyrese Haliburton, in a win at Indiana (Nov. 4).
- Made a 3-pointer in 53 straight games from March 11, 2022 to Oct. 30, 2023, the longest streak in franchise history. He became the youngest player in NBA history to make a 3-pointer in 50 straight games.
- Matched his career high with 10 made free throws vs. Detroit (Oct. 27).
- Tallied a double-double in an opening night win vs. the Hawks (Oct. 25) with 15 points and 10 assists.

Davis Bertans

- Reached double-digit scoring in five straight games from March 1-9, his longest streak since May 2021 (eight). He became the fourth player in franchise history to connect on at least three triples off the bench in five straight games, joining Malik Monk, Kelly Oubre Jr. and Dell Curry.
- Posted 11 points, including three 3-pointers, and a season-high four assists in a win vs. Brooklyn (March 9).
- Equalled his season highs with six rebounds and two steals while dishing a season-best three assists at Washington (March 8). He notched 11 points.
- Averaged 12.4 points, 3.6 3-pointers and 45.0 3P% from Feb. 27 - March 5, his first time meeting those thresholds in a five-game span since April 2021.
- Drilled four 3-pointers, matching his season high, and collected a season-best six rebounds vs. Orlando (March 5).
- Drained a season-high-tying four 3-pointers for the second straight game and third time in his last four outings at Toronto (March 3). He added a season-best two blocks in a season-high 26 minutes.
- Equalled his season best with four 3-pointers en route to 14 points at Philadelphia (March 1).
- Notched a season-high four 3-pointers at Milwaukee (Feb. 27).
- Contributed nine points on 3-of-3 shooting from 3-point range in just six minutes in a win at Utah (Feb. 22).
- Matched his season high with three 3-pointers in a win vs. Memphis (Feb. 10), his debut with the Hornets.
- Acquired in a trade with the Oklahoma City Thunder along with Tre Mann, Vasa Micic and two second-round picks in exchange for Gordon Hayward (Feb. 8).

Leaky Black

- Earned the first start of his career vs. Los Angeles (Feb. 5).
- Contributed career highs with 11 points and three 3-pointers in a career-high 18 minutes at Oklahoma City (Feb. 2).
- Scored a career-high seven points and made the key defensive stop to seal a win at Minnesota (Jan. 22).
- Scored his first NBA baskets with five points on 2-of-2 shooting at New York (Nov. 12).
- Signed a two-way contract with the Hornets on July 19, 2023 after a five-year career at North Carolina, where he appeared in a school-record 155 games and was twice named to the ACC All-Defense team.
- Native of Concord, N.C., who helped lead his home-state Tar Heels to the 2022 NCAA Tournament championship game.

Marques Bolden

- Signed a two-way contract with the Hornets on March 2, 2024.

THE BUZZ: HORNETS PLAYER NOTES

Miles Bridges

- Registered 24 points on 10-of-15 shooting and 10 rebounds in a win vs. Brooklyn (March 9) for his 12th 20-10 game of the season, his most in any campaign of his career.
- Recorded 32 points and 12 rebounds at Washington (March 8) for the fifth 30-10 game of his career. He became the 10th Horner ever to score 5,000 points for the franchise.
- Compiled team highs with 27 points and 11 rebounds at Philadelphia (March 1) for his fifth double-double in his last six outings. It marked his sixth 25-10 performance of the season.
- Averaged 20.0 PPG and 10.0 RPG from Feb. 12-25, the second time in his career notching 20.0 PPG and 10.0 RPG over a five-game stretch. He also did so from Jan. 24-31, 2024.
- Collected 18 points and 10 rebounds in a win at Portland (Feb. 25) for his fourth double-double in his last five games.
- Notched 19 points and 11 rebounds at Golden State (Feb. 23) for his second consecutive double-double and his third in his last four games.
- Registered team highs with 26 points and 14 rebounds in a win at Utah (Feb. 22), the second time in his career meeting those thresholds in a game (30-15 vs. CHI, 1/31/24).
- Passed P.J. Washington Jr. (536 3-pointers) for fifth-most in franchise history in a win vs. Atlanta (Feb. 14).
- Recorded 20 points, a team-leading 10 rebounds, a season-best-tying seven assists and a season-high-tying three steals in a win vs. Indiana (Feb. 12). It marked his 10th double-double, his ninth 20-10 game and his fourth 20-10-5 game of the season.
- Averaged 30.5 points per game (56.1 FG%, 51.7 3P%) in four games from Feb. 5-10, the most in any four-game span of his career. He became the seventh player this season to record 30.0 PPG, 55.0 FG% and 50.0 3P% (min. 3.0 3PM/G) over a four-game stretch, joining Desmond Bane, Devin Booker, Stephen Curry, Kevin Durant, Kawhi Leonard and Cam Thomas.
- Registered 25 points on 84.6 percent shooting (11-13 FG), six rebounds, five assists, two steals and one block in a win vs. Memphis (Feb. 10), becoming the second player in franchise history to meet those thresholds in a game (Gerald Wallace). Bridges did so on Gerald Wallace Night at Spectrum Center. It marked Bridges' 10th career 25-5-5 game. His 84.6 FG% is his career high for a game (min. 10 FGA).
- Scored 86 points in two games from Feb. 5-7, the second-most by a Horner in any two-game span in franchise history (103, Kemba Walker, Nov. 17-19, 2018).
- Poured in a career-high 45 points vs. Toronto (Feb. 7), surpassing his previous best of 41 which he set last game vs. Los Angeles (Feb. 5). He set a career best in field goals made (17) and matched his career high with six 3-pointers made. His 45 points represent the eighth-most in a game in franchise history. He became the fourth player in franchise history with back-to-back 40-point games, joining Glen Rice (2x), Terry Rozier and Kemba Walker. He became the second player in Hornets history to notch 45 points, five rebounds and five assists in a game (Walker, 2x). He delivered a then-season-high 15 points in the first quarter, then poured in a season-best 21 points in the third quarter, his second-highest tally in any quarter of his career (22, 1Q at New York, Jan. 17, 2022). In addition to his scoring, Bridges dished a season-best seven assists. He passed Gerald Henderson for 10th on Charlotte's all-time scoring list and passed LaMelo Ball for sixth on Charlotte's all-time 3-point list.
- Erupted for a career-high 41 points and a career-best 16 field goals made, including five 3-pointers, vs. Los Angeles (Feb. 5), becoming the eighth player in franchise history to record 40 points and five 3-pointers in a game (Devonte' Graham, Gordon Hayward, Glen Rice, Jason Richardson, Terry Rozier, Kemba Walker and P.J. Washington Jr.). He notched 21 points in the first half and 20 in the second half, becoming the first Horner to score at least 20 points in both halves of a game since Gordon Hayward (at San Antonio, Dec. 15, 2021).
- Scored at least 20 points in eight-straight games from Jan. 19-31, the longest streak of his career. He averaged 23.6 points on 47.7 FG%, 40.3 3P% and 87.0 FT% in that span.
- Became the first player in Hornets history to record at least 30 points, 15 rebounds and five assists in a game with his 30-15-5 line vs. Chicago (Jan. 31). He added a career-high-tying six 3-pointers to become the 11th player in NBA history with 30-15-5 and five 3s in a game (Vince Carter, DeMarcus Cousins, Luka Donic, Manu Ginobili, James Harden, Julius Randle, Glenn Robinson, Jayson Tatum, Jonas Valanciunas and Russell Westbrook). Bridges' 15 rebounds tied his season high. He added a season-high-tying three blocks to become the second player in NBA history with 30-15-5, five 3s and three blocks in a game (Carter). It marked his second straight 20-10 game, the third time in his career doing so.
- Recorded 21 points, 10 rebounds and five assists vs. New York (Jan. 29) for his eighth double-double of the season and his second 20-10-5 outing. He also swiped a season-high-tying three steals.
- Passed Glen Rice (508 3-pointers) for seventh-most in franchise history on Jan. 27 vs. Utah. He posted 21 points, nine rebounds and a season-high-tying six assists in the game.
- Poured in a team-high 28 points in a win at Minnesota (Jan. 22).
- Notched team highs with 25 points, including a season-high five 3s, and 11 rebounds vs. Philadelphia (Jan. 20) for his sixth double-double and third 25-10 game of the season. He passed Nicolas Batum (496 3-pointers) for eighth-most in Charlotte history.
- Recorded 23 points on 10-of-15 shooting in a win vs. San Antonio (Jan. 19).
- Tallied 25.8 PPG on 56.2 FG% and 50.0 3P% over five games from Jan. 1-10, the first time in his career averaging 25.0 points on 50/50 shooting splits over a five-game span.
- Registered at least 25 points in three consecutive games from Jan. 1-5, the second-longest streak of his career (four, Oct. 22-27, 2021). His streak was snapped when he scored 24 points vs. Chicago (Jan. 8). He averaged 27.0 points on 62.0 percent from the field and 50.0 percent from 3 in that span, the second time in his career averaging 25.0 points on 60/50 shooting splits over a three-game span (March 30 - April 5, 2022).
- Posted 28 points on 12-of-18 shooting at Chicago (Jan. 5) for his third straight 25-point game. His 12 field goals represented a season best.
- Tallied 27 points, five rebounds and two blocks in a win at Sacramento (Jan. 2).
- Recorded at least five assists in four straight games from Dec. 26 - Jan. 1, tied for the longest streak of his career.
- Registered 26 points, nine rebounds and five assists at Denver (Jan. 1).
- Set a season high with four 3-pointers and matched his season best with five assists at Los Angeles Lakers (Dec. 28). He finished with 20 points.
- Logged 21 points, 11 rebounds and a season-high-tying five assists at LA Clippers (Dec. 26) for the fifth 20-10-5 game of his career.
- Accumulated 27 points and 10 rebounds vs. New Orleans (Dec. 15) for the 11th 25-10 game of his career.
- Collected 22 points and a team-high-tying eight rebounds in a win vs. Toronto (Dec. 8).
- Recorded 23 points and five rebounds in a win at Brooklyn (Nov. 30).
- Recorded three straight double-doubles from Nov. 20-26, the third-longest streak of his career (four straight double-doubles from Feb. 7-12, 2021 and Feb. 15-27, 2022).
- Notched 23 points and 10 rebounds at Orlando (Nov. 26) for his third consecutive double-double.
- Tallied 33 points and 10 rebounds in a win vs. Washington (Nov. 22), his third career 30-10 game.
- Posted 14 points, 15 rebounds and five assists in his first start of the season in an overtime win vs. Boston (Nov. 20). His 15 rebounds were one shy of matching his career high, and it marked the first game of his career with 10-15-5. He made the go-ahead 3-pointer with 6.6 seconds remaining in overtime. It marked Bridges' second career field goal to tie or take the lead in the final 10 seconds of the fourth quarter or overtime.
- Recorded 17 points, five rebounds, four assists and two steals in 33 minutes off the bench in his season debut vs. Milwaukee (Nov. 17).

Seth Curry

- Tallied 18 points, his second-most in a game this season, and a season-high seven field goals made in a win vs. Indiana (Feb. 12).

Tre Mann

- Matched his season high with seven field goals made and scored 18 points, his second-most in a game this season, vs. Orlando (March 5).
- Recorded season highs in points (21), field goals made (seven), 3-pointers made (four) and free throws made (three), in addition to matching his season best with two steals, in a win vs. Atlanta (Feb. 14). He collected eight rebounds and six assists to log his second career game with at least 20 points, five rebounds and five assists (24-12-12 vs. Memphis, April 9, 2023).
- Posted 11 points, a season-high nine rebounds and seven assists in a win vs. Indiana (Feb. 12).
- Notched nine points and a season-high nine assists in his Hornets debut, a win vs. Memphis (Feb. 10).

Cody Martin

- Delivered 11 points and a career-high 10 assists for the second double-double of his career in a win at Portland (Feb. 25).
- Matched his career best with four steals at Golden State (Feb. 23).
- Posted a season-best 19 points and matched his season highs with three 3-pointers and eight assists vs. Toronto (Feb. 7).
- Registered season highs with 14 points and eight assists in his first start at point guard vs. New York (Jan. 29), in addition to matching his season bests with five field goals and three 3s.
- Set a new career high with four blocks vs. Philadelphia (Jan. 20).
- Tied his career high with four steals at LA Clippers (Dec. 26).

Bryce McGowens

- Equalled his season best with 15 points at Milwaukee (Feb. 9).
- Tallied a season-high 15 points and a career-best four steals at Oklahoma City (Feb. 2).
- Matched his season high with 14 points at Toronto (Dec. 18), in addition to grabbing a season high five rebounds and a career-high-tying five defensive rebounds.
- Posted a season-high 14 points and a career-high four 3-pointers in a win at Brooklyn (Nov. 30), his first start of the season.

THE BUZZ: HORNETS PLAYER NOTES

Vasa Micic

- Set a career high with three 3-pointers and matched his career best with five rebounds at Detroit (March 11), in addition to notching 11 points and seven assists.
- Recorded 12 points, a career-high-tying five rebounds and a career-high 10 assists vs. Brooklyn (March 9) for the first double-double of his career. He became the fourth rookie this season to notch 10-5-10 in a game, joining Scoot Henderson, Brandin Podziemski and Victor Wembanyama.
- Posted career marks with 21 points, eight field goals made and five rebounds, in addition to equaling his personal best with two steals, vs. Orlando (March 5).
- Earned the first start of his career at Toronto (March 3), logging a career-high 36 minutes played.
- Registered 11 points on 5-of-6 shooting, seven assists and a career-high-tying two steals in a win at Portland (Feb. 25).
- Dished eight assists in a win at Utah (Feb. 22).
- Tallied career highs with 18 points, nine assists and 26 minutes played in his Hornets debut, a win vs. Memphis (Feb. 10).
- Acquired in a trade with the Oklahoma City Thunder on Feb. 8 along with Davis Bertans, Tre Mann and two second-round picks in exchange for Gordon Hayward.

Brandon Miller

- As of March 12, he is averaging 2.4 3-pointers per game, the most among rookies this season, and is on pace to set a new Hornets rookie record for 3s per game (LaMelo Ball, 1.8 3P/G, 2020-21).
- As of March 12, he is on pace to become the 11th qualified rookie in NBA history to record 15.0 points and 2.0 3-pointers per game.
- As of March 12, he has made a 3-pointer in 20 straight games, the longest streak by a rookie in franchise history. Jordan Hawkins holds the longest streak among rookies this season (21, Oct. 25 - Dec. 2, 2023).
- Posted 19 points, five rebounds and a career-high seven assists at Detroit (March 11).
- Notched 23 points and seven rebounds in a win vs. Brooklyn (March 9), his 20th 20-point performance of the season.
- Tallied 26 points and a career-high 10 rebounds at Toronto (March 3) for the first double-double of his career. He became the first rookie in franchise history to post 25 points, 10 rebounds and multiple 3-pointers in a game, and he is the third rookie to do so this season (Chet Holmgren, Victor Wembanyama).
- Registered five assists and four steals, both of which tie his career highs, at Golden State (Feb. 23). He also recorded five assists and four steals last game at Utah (Feb. 22). He is the second rookie in franchise history to record four steals in back-to-back games (Kendall Gill), and he is the first rookie this season and in franchise history with consecutive games of at least five assists and four steals.
- Notched 16 points, a career-high five assists and a career-high-tying four steals in a win at Utah (Feb. 22).
- Participated in the Rising Stars event at All-Star Weekend (Feb. 16).
- Scored a team-high 26 points in a win vs. Atlanta (Feb. 14). It marked his seventh 25-point game of the season, tying Rex Chapman for the third-most by a rookie in franchise history behind only Larry Johnson (19) and Alonzo Mourning (22). He connected on his 109th 3-pointer of the season, surpassing D.J. Augustin (108 in 2008-09) for the most in a season by a Hornets rookie. In addition, he matched his career high with four assists and set a new personal best with three blocks.
- Contributed 18 points (7-9 FG, 3-4 3P, 1-1 FT) and six rebounds in a win vs. Memphis (Feb. 10).
- Scored at least 20 points in six straight games from Jan. 29 - Feb. 7, the second-longest streak by a rookie this season (10, Victor Wembanyama). Miller's streak is tied with Alonzo Mourning for the second-longest by a rookie in franchise history. Mourning owns the longest streak in franchise history of 13.
- Notched 20 points, two steals and one block vs. Toronto, his second time meeting those thresholds in a game (28 points, three steals, two blocks at Oklahoma City, Feb. 2).
- Poured in 146 points from Jan. 29 - Feb. 5, the most by any rookie in any five-game span this season. The previous high was 136 by Victor Wembanyama (Jan. 12-22). It is the second-most ever by a Hornets rookie in a five-game span behind only Alonzo Mourning (150, April 9-16, 1993). Miller recorded 29.2 PPG (48.6 FG%, 44.7 3P%, 86.4 FT%), 4.4 RPG, 2.8 APG, 1.8 SPG and 1.0 BPG in that span.
- Recorded 68 points from Feb. 4-5, the most by a rookie in any two-game span this season and in franchise history.
- Connected on at least five 3-pointers in three straight games from Feb. 2-5, tied with Coby White (Feb. 22-25, 2020) for the second-longest streak by a rookie in NBA history.
- Poured in 33 points vs. Los Angeles (Feb. 5) to become the first rookie this season to record back-to-back 30-point games. He is the first rookie in the NBA to do so since Paolo Banchero from Nov. 5-7, 2022, in his Rookie of the Year campaign. Miller added five 3s to become the fourth rookie in NBA history with consecutive games of at least 30 points and five 3-pointers, joining Jalen Green, Allen Iverson and Coby White. By recording 33 points, a career-high 13 field goals, five 3s and a career-best four steals, Miller became the third rookie in NBA history to meet those thresholds in a game, joining Stephen Curry and LeBron James. Miller reached 100 career 3-pointers in his 43rd career game, the fourth-fastest in NBA history. The only players to reach 100 career 3s faster than Miller are Lauri Markkanen (41 games), Luka Doncic (42) and Keegan Murray (42). Miller poured in 25 points in the second half, becoming the first rookie this season with multiple 25-point halves this season.
- Erupted for a career-high 35 points (10-25 FG, 5-12 3P, 10-12 FT) vs. Indiana (Feb. 4). He poured in 17 points in the third quarter, his career best for any quarter. Miller notched career highs in free throws made (10) and attempted (12), and he matched his personal best with two blocks. He became the first rookie since Grayson Allen on April 10, 2019 to record 10 field goals, five 3s and 10 free throws in a game. He is the first rookie and fourth player in Hornets history to meet those thresholds in a game (Glen Rice, Terry Rozier, Kemba Walker). Miller also became the first rookie in franchise history to tally 35 points and five 3s in a game. He is the first rookie in NBA history to record 35 points, five 3s, 10 free throws and two blocks in a game.
- Averaged 26.0 points from Jan. 29 - Feb. 2, joining Victor Wembanyama as the only rookies this season to post at least 25.0 points per game in a three-game stretch. Miller became the first rookie this season to do so while shooting 40.0 percent from 3 in the span. He was 11-of-24 (45.8 percent) from distance in those three appearances. Miller became the second rookie in franchise history to average 25.0 PPG and 40.0 3P% in a three-game span (min. 10 3P), joining LaMelo Ball.
- Poured in 28 points, including five 3-pointers, and matched his career highs with 11 field goals made, four assists, three steals and two blocks at Oklahoma City (Feb. 2). He added four rebounds to become the first Hornets rookie ever to notch 25 points and multiple rebounds, assists, steals and blocks in a game. It marked his fourth game of the season with at least five 3-pointers, the second-most among rookies (Jordan Hawkins, five). It is the most such games by a rookie in Hornets history, breaking a tie with LaMelo Ball and Malik Monk.
- Named Eastern Conference Rookie of the Month for games played in January (Feb. 1). He averaged 16.0 PPG, 4.1 RPG and 2.4 APG for the month.
- Matched his career highs with 29 points and 11 field goals made vs. New York (Jan. 29). It marked his 11th 20-point game of the season, tying Chet Holmgren for second-most among rookies.
- Averaged 20.4 points over five games from Jan. 19-26, joining Victor Wembanyama and Chet Holmgren as the only rookies to average 20 PPG over a five-game stretch this season.
- Scored at least 20 points in four straight games from Jan. 19-24, joining Victor Wembanyama as the only rookies this season to do so.
- Tallied 24.3 points on 57.4 FG%, 45.2 3P% and 86.7 FT% in four games from Jan. 19-24. He became the first rookie this season to average 20 PPG, 50 FG%, 40 3P% and 85 FT% over a four-game stretch, and he is the second rookie in team history with such a span (LaMelo Ball).
- Registered 23 points, including 5-of-10 shooting from 3-point range, seven rebounds and a career-high-tying four assists at Detroit (Jan. 24).
- Averaged 24.7 points on 61.4 FG%, 42.9 3P% and 91.7 FT% from Jan. 19-22, becoming the first rookie to meet those thresholds in a three-game span this season.
- Notched 27 points on 11-of-13 shooting, including 3-of-4 from 3-point range, in a win at Minnesota (Jan. 22). His 11 field goals made represented a new career high. He became the first rookie this season to record at least 25 points, three 3-pointers and 80% FG in a game. He is the second rookie in franchise history to do so (Walter Herrmann).
- Delivered 23 points vs. Philadelphia (Jan. 20) for his second-consecutive 20-point game, his first time doing so in his career.
- Tallied 24 points and a career-high-tying nine rebounds in a win vs. San Antonio (Jan. 19). It marked his seventh 20-point game this season, third-most among rookies. He recorded 10 points and five rebounds in the first quarter, becoming the third rookie this season to meet those thresholds in a frame.
- Poured in a career-high six 3-pointers en route to 20 points at Phoenix (Dec. 29). He delivered 14 points and four 3-pointers in the opening frame, both of which represent career highs for a quarter. He drained five 3s in the first half, becoming the fourth rookie this season with five-plus triples in a half, joining Marcus Sasser, Julian Strawther and Nick Smith Jr.
- Recorded 21 points on 9-of-17 shooting, including 2-of-4 from 3-point range, six rebounds and three assists at Indiana (Dec. 20).
- Made a 3-pointer in 12 straight games from Nov. 18 - Dec. 16, the longest streak of his career. He shot 46.7 percent (35-of-75) from distance in that span. He made multiple 3-pointers in 10 straight games from Nov. 22 - Dec. 16, the longest streak by a rookie in franchise history and the longest streak by a rookie this season.
- Notched 18 points, including four 3-pointers, and a career-high three steals at Miami (Dec. 13).
- Tallied 20 points, including four 3-pointers, five rebounds, three assists and a career-high-tying two blocks in a win vs. Toronto (Dec. 8).
- Made 15 3-pointers in a five-game stretch from Nov. 18-28. He shot 15-of-28 (.536 percent) from downtown in that span, becoming the first rookie this season to make 15 3s at a 50.0 percent clip over a five-game span.
- Tallied 20 points and five rebounds at Orlando (Nov. 26), his second career 20-5 game.
- Set career highs with four assists, two steals and 40 minutes played, in addition to matching his personal best with four offensive rebounds, in a win vs. Boston (Nov. 20).
- Recorded career highs with 29 points and five 3-pointers vs. New York (Nov. 18), becoming the seventh rookie in franchise history to post 25 points and five 3s in a game.
- Became the fourth Hornet ever to tally a 20-point game within his first three NBA appearances, joining P.J. Washington Jr., Adam Morrison and George Zidek, with his 22-point outing vs. Brooklyn (Oct. 30).

THE BUZZ: HORNETS PLAYER NOTES

Aleksej Pokusevski

- Scored a season-high seven points in a win vs. Brooklyn (March 9), his Hornets debut.
- Signed as a free agent on Feb. 28, 2024.

Nick Richards

- Collected 15 points and 11 rebounds in a win vs. Brooklyn (March 9) for his 15th double-double of the season, surpassing his previous high for a season (14 in 2022-23).
- Recorded 19 points on 8-of-9 shooting at Philadelphia (March 1).
- Accumulated 21 points, 10 rebounds, a season-high-tying two steals and three blocks in a win at Portland (Feb. 25) for the fourth 20-10 outing of his career.
- Posted 11 points and a team-high 13 rebounds at Golden State (Feb. 23) for his 12th double-double of the season, tied with Miles Bridges for the team lead.
- Notched 13 points on 6-of-6 shooting and nine rebounds in a win vs. Indiana (Feb. 12).
- Collected 16 points and 11 rebounds at Milwaukee (Feb. 9), his third time this season with at least 15 points and 10 rebounds in a game.
- Averaged 20.3 points (73.3 FG%), 10.0 rebounds and 2.7 blocks per game in three outings from Jan. 24-27. It marks the highest scoring average in any three-game stretch of his career. He joined Rudy Gobert as the only players this season to record 20.0 PPG, 70.0 FG%, 10.0 RPG and 2.5 BPG over a three-game stretch, and he became the second player in franchise history with such a span (Emeka Okafor).
- Tallied a career-high 26 points, including a career-best 10 field goals made on 11 attempts, 13 rebounds, including a season-high seven offensive boards, and a season-high-tying four blocks vs. Utah (Jan. 27). He scored 14 points in the third quarter, his career high for any quarter. It marked the third 20-10 and first 25-10 game of his career. By posting 26 points, 13 rebounds and four blocks, Richards became the sixth player this season to meet those thresholds in a game, joining Alonzo Mourning (8x), Gerald Wallace (3x) and Emeka Okafor.
- He is the fourth player in Hornets history to meet those thresholds in a game, joining Alonzo Mourning (8x), Gerald Wallace (3x) and Emeka Okafor.
- Registered career highs in free throws made (eight) and attempted (11), notching 14 points, seven rebounds and three blocks vs. Houston (Jan. 26).
- Notched a career-high 21 points, including matching his personal bests in field goals made (nine) and attempted (13), and 10 rebounds for the second 20-10 game of his career at Detroit (Jan. 24).
- Matched his season high with seven field goals made on a season-high 12 attempts at Denver (Jan. 1), finishing with 15 points and eight rebounds.
- Recorded three straight double-doubles from Dec. 23-28, tied for the longest streak of his career.
- Tallied 11 points on 5-of-5 shooting and 10 rebounds for his third straight double-double. It marked his fourth career game with a double-double on 100 percent shooting from the field.
- Collected a season-high 15 rebounds, including a season-high-tying six offensive rebounds, vs. Denver (Dec. 23).
- Recorded a season-high-tying 16 points on 7-of-7 shooting vs. New Orleans (Dec. 15). It marked his second most makes in a game without a miss (9-of-9 at Atlanta, Oct. 23, 2022).
- Tied his season high with four blocks in a career-high 40 minutes at Miami (Dec. 13).
- Notched 15 points and eight rebounds in a win vs. Toronto (Dec. 8).
- Posted six points, 11 rebounds, including a season-high six offensive boards, and three blocks in his first start of the season at Chicago (Dec. 6).
- Recorded 10 points, including a career-high six free throws made, and a season-high 12 rebounds, including a personal-best-tying 11 defensive rebounds, vs. Miami (Nov. 14).
- Surpassed the season high he set the previous game with 16 points at New York (Nov. 12).
- Delivered a season-high 15 points on 5-of-5 shooting in an In-Season Tournament win at Washington (Nov. 10). He tied his career high with five made free throws on a career-best eight attempts.
- Posted a double-double with 10 points and 10 rebounds in a win at Indiana (Nov. 4).
- Recorded a season-high four blocks at Houston (Nov. 1) and surpassed 100 career blocks.

Nick Smith Jr.

- As of March 12, among the 199 players to make at least 50 3-pointers this year, he is ninth in 3-point percentage (.432). He leads all rookies in the category.
- Posted career bests with six rebounds and five assists at San Antonio (Jan. 12).
- Delivered 15 points, matching his career high with six field goals made and setting a new high with 15 field goals attempted, while also corralling a career-best four rebounds in a career-high 32 minutes vs. Chicago (Jan. 8).
- Erupted for 17 points and five 3-pointers in the fourth quarter vs. Denver (Dec. 23), tied for the most points by a rookie in any quarter this season (Keyonte George). His five 3s are the most by a rookie in any quarter this season and the most in a quarter by a Hornets rookie since at least 1996-97, per Stathead. He finished with a career-high 19 points.
- Scored his first NBA points vs. Washington (Nov. 8), notching four points on 2-of-2 shooting.
- Selected in the first round (27th overall) of the 2023 NBA Draft by the Charlotte Hornets.

JT Thor

- Registered a season-high nine points, a career-high six offensive rebounds and a career-high-tying eight total rebounds vs. Chicago (Jan. 8). He also matched his season best with two blocks.
- Earned his first start of the season in Charlotte's In-Season Tournament game vs. Miami (Nov. 14).
- Tied his career high with three steals at Houston (Nov. 1).

Grant Williams

- Recorded 22 points and set career highs in free throws made (eight) and attempted (nine) at Detroit (March 11).
- Equalled his career mark with three steals in a win vs. Brooklyn (March 9).
- Notched 18 points, a career-high 13 rebounds, including a career-best-tying six offensive boards, and five assists at Toronto (March 3), his first start as a Hornet. It marked the first time in his career with 10-10-5 in a game.
- Scored at least 10 points in his first five games as a Hornet, matching his career-long streak (Oct. 30 - Nov. 6, 2023). His 85 points in this stretch are the most in any five-game span of his career.
- Tallied 24 points, including six 3-pointers, in a win at Utah (Feb. 22).
- Registered 15 points and a career-high-tying 10 rebounds for his first double-double of the season in a win vs. Atlanta (Feb. 14).
- Matched his career highs in free throws made (seven) and attempted (eight) en route to a team-high 21 points in a win vs. Indiana (Feb. 12), his third 20-point outing of the season.
- Tallied 15 points, including a 3-of-6 mark from 3-point range, and a team-high eight rebounds in a win vs. Memphis (Feb. 10), his first game as a Hornet.
- Acquired in a trade with the Dallas Mavericks along with Seth Curry and a future first-round pick in exchange for P.J. Washington Jr. and two future second-round picks (Feb. 8).

Mark Williams

- Collected 12 points, 12 rebounds and a season-high-tying three blocks in a win at Brooklyn (Nov. 30) for his second straight double-double.
- Tallied 12 points and 12 rebounds at New York (Nov. 28).
- Posted 11 points, 15 rebounds and a season-high-tying three blocks in a career-high-tying 35 minutes in a win vs. Washington (Nov. 22).
- Collected 18 points, 16 rebounds and a season-high three blocks in an overtime win vs. Boston (Nov. 20). Williams was a game-high plus-33. It was Williams' fourth career game with at least 15 points and 15 rebounds, the fourth-most by a Hornet prior to turning 22. Only Larry Johnson (15), Emeka Okafor (13) and Alonzo Mourning (five) recorded more such games.
- Posted 11 points and 16 rebounds vs. Milwaukee (Nov. 17) for his fourth double-double of the season. It marked his fifth career game with at least 15 rebounds.
- Connected on 18 straight field goals from Nov. 4-8, the longest streak in franchise history and a total surpassed by only five players since at least 1997-98, per Elias.
- Erupted for 21 points and a career-high 24 rebounds, including a franchise-record 15 offensive rebounds, for the first 20-20 game of his career in an In-Season Tournament win at Washington (Nov. 10). He became the 11th player in Hornets history to tally a 20-20 game, and he became the second-youngest (21y-329d) to do so, behind only J.R. Reid (21y-228d). It marks the first 20-20 game in In-Season Tournament history. Williams is the 17th player in NBA history to grab at least 15 offensive rebounds in a game, and he is the second-youngest to do so (Andre Drummond, 21y-213d). He set career highs in field goals made (10) and attempted (21) and tied his personal best with three assists. He had nine offensive rebounds in the second half, surpassing the previous franchise record for a half (eight by Dwight Howard, Alonzo Mourning and Byron Mullens). He became the 20th player in NBA history to record a 20-point, 20-rebound game while playing 30 or fewer minutes, and he is the second player ever (J.J. Hickson) to grab at least 15 offensive rebounds in 30 or fewer minutes. He became the 11th player ever to record a 20-20 game with at least 15 offensive rebounds, and he is the first to do so since Zaza Pachulia in 2015.
- Tallied 19 points on 8-of-8 shooting and 10 rebounds at Dallas (Nov. 5), tying for the sixth-most made field goals without a miss in franchise history.
- Poured in a career-high 27 points in a win at Indiana (Nov. 4). He set new career marks in free throws made (nine) and attempted (nine), and he equalled his career best with nine field goals made.
- Went 8-of-8 from the field vs. Brooklyn (Oct. 30), tied for the sixth-most makes in a game without a miss in franchise history.
- Collected 13 points and 15 rebounds, in addition to a career-high-tying three steals, for a double-double in an opening night win vs. Atlanta (Oct. 25).

THE BUZZ: HORNETS TEAM NOTES

Peterson to Lead Basketball Operations

- The Hornets hired Jeff Peterson as the organization's Executive Vice President of Basketball Operations on March 5. Peterson joins the team after four seasons as assistant general manager for the Brooklyn Nets. He also spent seven years with the Atlanta Hawks and served as an assistant general manager for the final three seasons.

Trending Up

- From Feb. 10-26, the Hornets were tied for second in the NBA in W% (.833), sixth in net rating (7.4), first in defensive rating (100.3), third in SPG (9.3), second in opponent FG% (.429), second in opponent turnovers (16.0), second in opponent 3-pointers (9.7), first in opponent 3-point percentage (.258), fourth in opponent free throw attempts (16.2) and first in opponent points (98.5).

Defensive Domination

- In their 93-80 win at Portland (Feb. 25), the Hornets limited the Blazers to 80 points, 34.7 FG%, 33 field goals, 9.6 3P%, three 3-pointers and 14 assists, all of which represent season lows for a Charlotte foe. It marked the Hornets' largest road win of the year (13 points).

Snapping Streaks

- The Hornets defeated the Jazz, 115-107, at Delta Center on Feb. 22 to claim their first win in Salt Lake City since March 1, 2006.
- Charlotte earned a 93-80 road win against the Blazers on Feb. 25 for its first win in Portland since March 29, 2008.

Building Momentum

- The Hornets won four games in a row from Feb. 10-22, their longest win streak of the season. Charlotte earned its three largest margins of victory of the season during this stretch (nine, nine, 23), and its largest margin of victory on the road (eight).
- In that span, the Hornets ranked fifth in the NBA in net rating (11.3). Offensively, the Hornets ranked third in 3-pointers made (15.3), fourth in 3P% (.424), fifth in eFG% (.596) and fifth in TS% (.620). Defensively, Charlotte ranked fifth in defensive rating (105.3), tied for fourth in defensive rebounds per game (35.8) and tied for fifth in opponent fastbreak points (10.5).

Controlling the Boards

- The Hornets snared a season-high 41 defensive rebounds while allowing a season-low-tying 32 total rebounds (matching their mark from the previous game vs. Memphis), a season-low two offensive rebounds and a season-low-tying two second chance points in their win vs. Indiana (Feb. 12). It is the second time in franchise history the Hornets have grabbed 40-plus defensive rebounds while allowing two or fewer offensive rebounds (44 DREB, 2 OREB vs. Orlando, March 16, 2016).
- The Hornets shot 65.0 percent (26-of-40) from the field in the second half, their highest percentage in any half this season. The Hornets shot 85.2 percent (23-of-27) on 2-pointers in the second half, their best 2-point percentage in any half since at least 1997-98 (Elias).

New Look Hornets

- The Hornets shot a season-high 57.3 percent (47-of-82) from the field, including 51.6 percent (16-of-31) from 3-point range, in a win vs. Memphis (Feb. 10), their first game with a retooled roster following the trade deadline. Charlotte also set season bests in fouls committed (nine), free throw attempts allowed (eight), total rebounds allowed (32) and defensive rebounds allowed (23).

Trade Deadline Activity

- The Hornets acquired Davis Bertans, Tre Mann, Vasa Micic, a 2024 second-round pick via Houston and a 2025 second-round pick via Philadelphia from the Oklahoma City Thunder in exchange for Gordon Hayward (Feb. 8).
- Charlotte acquired Seth Curry, Grant Williams and a 2027 first-round pick (top-two protected) from the Dallas Mavericks in exchange for P.J. Washington Jr., a 2024 second-round pick via Boston and a 2028 second-round pick (least favorable between Charlotte and L.A. Clippers) (Feb. 8).
- The Hornets waived James Bouknight, Frank Ntilikina and Ish Smith (Feb. 8).

End of an Era

- The Hornets traded guard Terry Rozier to the Miami Heat in exchange for Kyle Lowry and a 2027 first-round pick (Jan. 23).

History in Minnesota

- The Hornets defeated the West-leading Timberwolves in Minnesota on Jan. 22 despite 62 points from Karl-Anthony Towns, which tied Carmelo Anthony for the most ever scored against Charlotte. The Hornets overcame an 18-point deficit entering the fourth quarter, marking their largest come-from-behind road win this season. Charlotte shot a season-high 56.8 percent from the field and made a season-high-tying 50 field goals, and it allowed just 18 points and six field goals in the fourth quarter, both of which equaled its season best.

Fearsome Foursome

- LaMelo Ball (28 points), Brandon Miller (24), Miles Bridges (23) and P.J. Washington Jr. (20) all recorded 20-point games in Charlotte's win vs. San Antonio (Jan. 19), marking the second time this season four Hornets have scored 20-plus points in the same game. Gordon Hayward (24), Bridges (22), Terry Rozier (21) and Miller (20) did so in a win vs. Toronto (Dec. 8). The Hornets became the second team this season with four players recording 20 points, two 3s, 50 FG% and 50 3P% in the same game (Boston - Jrue Holiday, Kristaps Porzingis, Payton Pritchard and Derrick White). (h/t Sam Perley)

Hum Diddly Dee

- Bally Sports play-by-play announcer Eric Collins was named the 2023 North Carolina Sportscaster of the Year by the National Sports Media Association, his first NSMA award, on Jan. 17.

Swarming Defense

- The Hornets forced Kings C Domantas Sabonis to commit 11 turnovers in their meeting on Jan. 2, Sabonis' career high and the most in a game by any player this season. It is the second most ever committed by a Hornets opponent, behind only Paul Pierce (12, Nov. 8, 2006, OT), and represents the most committed against Charlotte in a regulation game.
- Five Hornets players (Miles Bridges, Nathan Mensah, Nick Richards, Terry Rozier and Nick Smith Jr.) recorded at least two blocks in the game, tying the franchise record for most players with multiple blocks in the same game, which had been done four times previously and most recently on Dec. 26, 2015 (Nicolas Batum, Al Jefferson, Frank Kaminsky, Marvin Williams and Cody Zeller).

Prolific 3-Point Shooting

- The Hornets shot 23-of-46 (50.0 percent) from 3-point range at Phoenix (Dec. 29), tied for the third most 3s in a game in franchise history. Terry Rozier tied his season high with eight 3-pointers, and Brandon Miller canned a career-high six triples. It marked the seventh time in franchise history two players have made at least six 3s in the same game.

Lighting It Up

- The Hornets shot 40.0 percent or better from 3-point range in seven of 10 games from Nov. 22 - Dec. 15. They led the NBA in 3-point percentage (42.0) in that span.

Hot Shooting Continues

- The Hornets shot 55.7 percent (44-of-79) from the field, 52.0 percent (13-of-25) from 3 and 90.0 percent (18-of-20) from the free-throw line in their win vs. Toronto (Dec. 8), the second time in franchise history recording 55/50/90 shooting splits (min. 10 3P, 10 FT). The Hornets shot 55.8 percent (48-of-86) from the field, 54.8 percent (17-of-31) from 3 and 92.3 percent (24-of-26) from the free-throw line at Orlando on April 6, 2018.
- Charlotte's 55.7 percent clip from the field marked a season high, and its 61.5 percent (8-of-13) mark from 3-point range in the first half represented a season high for a half.

THE BUZZ: HORNETS TEAM NOTES

Converting at the Charity Stripe

- The Hornets shot 94.0 percent (63-of-67) from the free-throw line in a four-game stretch from Nov. 30 – Dec. 8, their highest percentage from the free-throw line in any four-game span in franchise history and the eighth-best mark in the NBA since at least 1959-60 (min. 40 FTA), per Stathead. The Hornets have shot 100 percent from the free-throw line in three games this season, their most in any season in franchise history (min. 10 FTA) (h/t Bill Magrath).

Heating Up From Deep

- The Hornets shot 45.1 percent from 3-point range in a seven-game stretch from Nov. 18-Dec. 2, the best seven-game span by any team this season (h/t Bill Magrath).

Offensive Eruption

- The Hornets shot 50.5 percent (46-of-91) from the field, 58.3 percent (21-of-36) from 3 and 100 percent (16-of-16) from the free-throw line in their win at Brooklyn (Nov. 30).
- Charlotte became the first team in NBA history to record 50/50/100 shooting splits while making 20 3s and 15 free throws in a game.
- The Hornets' 58.3 percent clip from 3 is the highest in franchise history (min. 20 3PM).
- It is the second time in franchise history recording shooting splits of 50/50/100 (April 10, 1990 vs. Hou; 50.5 FG%, 54.5 3P%, 100 FT%) and the first time with 50/55/100 splits.
- The Hornets recorded season highs in points (129), 3-pointers (21) and 3-point percentage (.583).

Comeback Kids

- The Hornets rallied from double-digit deficits in all four of their wins from Nov. 10-30. The Hornets trailed by 10 at Brooklyn (Nov. 30), 19 vs. Washington (Nov. 22), 18 vs. Boston (Nov. 20) and 16 at Washington (Nov. 10).

History at The Hive

- LaMelo Ball (34 points, 13 assists) and Miles Bridges (33 points, 10 rebounds) became the first pair of teammates in Hornets history to record 30-point double-doubles in the same game when they did so in Charlotte's win vs. Washington (Nov. 22).

Sellout Streak

- The Hornets sold out Spectrum Center in three straight games (vs. Milwaukee, Nov. 17; vs. New York, Nov. 18 and vs. Boston, Nov. 20). Hornets fans sold out Spectrum Center 16 times last season, the most in any campaign since the team returned to Charlotte in 2004-05.

Dynamic Duo

- Mark Williams collected 16 rebounds and Miles Bridges snared 15 boards vs. Boston (Nov. 20) to become the fifth pair of Hornets teammates to grab 15-plus rebounds in the same game. The other duos to do so are Matt Geiger and Larry Johnson, Vlade Divac and Anthony Mason, Todd Fuller and Anthony Mason, and P.J. Brown and Elden Cambell.

Owning the Glass

- The Hornets outrebounded the Wizards, 67-36, in their In-Season Tournament win on Nov. 10, and their +31 margin on the glass is their largest in a game in franchise history. Charlotte pulled down 28 offensive rebounds, the second-most in a game in franchise history, and 67 total rebounds, the third-most in a game in franchise history.

Free For a Reason

- The Hornets shot 23-of-23 from the free-throw line in their 125-124 win at Indiana (Nov. 4), the second-most free throws without a miss in franchise history (24-of-24 at Philadelphia, Jan. 19, 1994).

Stay With It

- The Hornets became the 10th team in NBA history to allow 50 points in a quarter and still win the game in their 125-124 triumph at Indiana (Nov. 4). The Pacers poured in 50 points in the third quarter, the most surrendered by the Hornets in any quarter in franchise history. Charlotte is just the second team ever to allow 50 points in a quarter on the road and win (Houston at San Diego, 50 points in 4Q, Feb. 9, 1982).
- The Hornets made eight 3-pointers to the Pacers' 22. The 3-point deficit of 14 is tied for the third-largest in NBA history by a winning team and is the largest in any win in franchise history.
- Tyrese Haliburton erupted in the third quarter, recording 25 points, six 3s and six assists. He is the only player in Stathead's database (since 1996-97) to record 25 points, five 3s and five assists in a quarter.

As of March 12

WHERE THE HORNETS RANK (OVERALL)

CATEGORY	AVG/PCT.	RANKING
Net Rating	-10.5	30th
Offensive Rating	109.1	29th
Defensive Rating	119.6	26th
Pace	97.8	T-19th

WHERE THE HORNETS RANK (23-24 OFFENSE)

CATEGORY	AVG/PCT.	RANKING
----------	----------	---------

WHERE THE HORNETS RANK (23-24 DEFENSE)

CATEGORY	AVG/PCT.	RANKING
Opp. FGA/G	87.6	T-9th
Opp. 2PA/G	52.2	7th
Opp. FTA/G	21.8	T-10th
Opp. OREB/G	10.4	T-9th

WHERE THE HORNETS RANK (23-24 INDIVIDUAL)

PLAYER	CATEGORY	AVG/PCT.	RANKING
Miles Bridges	MIN/G	37.5	3rd
Vasa Micic	AST/G	3.6	4th (R)
Brandon Miller	PTS/G	17.0	2nd (R)
	REB/G	4.3	8th (R)
	AST/G	2.4	10th (R)
	STL/G	0.88	6th (R)
	3P%	.371	10th (R)
	FT%	.824	2nd (R)
	MIN/G	32.1	1st (R)
	3P/G	2.4	1st (R)
Nick Richards	Off. Rebounds	150	19th
	Blocks	68	19th
	BLK/G	1.2	19th
	Off. Rating	134.6	3rd
	REB%	17.2	19th
	OREB%	11.1	14th
	BLK%	4.3	15th
Nick Smith Jr.	3P%	.432	1st (R)

FOLLOW THE CHARLOTTE HORNETS

PLAYER

Amari Bailey
LaMelo Ball
Davis Bertans
Leaky Black
Marques Bolden
Miles Bridges
Seth Curry
Tre Mann
Cody Martin
Bryce McGowens
Vasa Micic
Brandon Miller
Aleksij Pokusevski
Nick Richards
Nick Smith Jr.
JT Thor
Grant Williams
Mark Williams

TWITTER

N/A
@MELODIP
N/A
@LeakyBlack
@MarquesB__
@MilesBridges
@sdotcurry
@tre2mann3
@cody_martin15
@BryceMcGowens5
N/A
@brandmillerr
@aleksejpokusevs
@iamnickrichards
@lif3nick
@thorjt
@grant2will
@MarkWilliams

INSTAGRAM

@amari
@melo
@dbertans_42
@leakyblack
@marques
@milesbridges
@sdotcurry
@treshaunmann
@cody_martin15
@bryce.mcgowens
@vasamicic13
@brandmillerr
@17_poku
@nickrichards_
@lif3nick
@jt.bandz
@grantwill2
@markwilliams

Bally Sports Southeast

Eric Collins, Play-By-Play Announcer: N/A

Dell Curry, Color Commentator: @RealDellCurry

Ashley ShahAhmadi, Sideline Reporter: @ashahahmadi

WFNZ 92.7 FM

Sam Farber, Play-By-Play Announcer: @SamFarberLive

HORNETS HEAD COACH STEVE CLIFFORD

Coaching Record in 2023-24: 16-49

Overall NBA Coaching Record: 335-449 (.427) (9 seasons)

in 2nd season with Charlotte



COACHING HIGHLIGHTS

- Hired as head coach of the Charlotte Hornets on June 24, 2022. Clifford enters season two of his second stint with the Hornets, having previously served as head coach from 2013-2018, leading the franchise to two playoff appearances and accruing a 196-214 (.478) record. He was named Eastern Conference Coach of the Month three times (April 2014, March 2016, March 2019).
- Clifford's 239 victories as Charlotte's head coach are the most in franchise history. He is the longest-tenured coach in franchise history.
- He became the 75th head coach in NBA history with 300 career wins with his victory at Sacramento (Dec. 19).
- Clifford served as head coach of the Orlando Magic for three seasons (2018-21), guiding the team to two playoff berths and compiling a 96-131 (.423) record. In his five seasons as an assistant in Orlando, Clifford helped the Magic reach the playoffs in all five seasons, including an appearance in the 2009 NBA Finals.
- Prior to his head coaching stints, Clifford was an assistant coach for 13 seasons in the NBA with the New York Knicks (2000-03), Houston Rockets (2003-07), Orlando Magic (2007-12) and Los Angeles Lakers (2012-13).
- Clifford began his coaching career in the high school and college ranks, with his stops including Woodland High School (Maine), Saint Anselm College (D-II), Fairfield, Boston University, Siena, Adelphi (D-II) and East Carolina. In all, Clifford holds 39 years of coaching experience.
- Clifford guided the Charlotte Bobcats to the playoffs in his first season at the helm (2013-14), transforming the team into a top-five defense and securing the franchise's first winning season since 2009-10.
- In 2015-16, Clifford's Hornets finished 48-34, the team's highest win total since 1999-00 (49).

PLAYERS

#10 G Amari Bailey 6-4/195 Years: R - UCLA 02/17/04



LAST 5 GAMES (* denotes game started)


DATE	OPP	MIN	FG-A	3FG-A	FT-A	OFF	DEF	REB	AST	STL	BLK	TO	PF	PTS
3/3	@TOR	DNP	-	-	-	-	-	-	-	-	-	-	-	-
3/5	ORL	DNP	-	-	-	-	-	-	-	-	-	-	-	-
3/8	@WAS	DNP	-	-	-	-	-	-	-	-	-	-	-	-
3/9	BKN	DNP	-	-	-	-	-	-	-	-	-	-	-	-
3/11	@DET	DNP	-	-	-	-	-	-	-	-	-	-	-	-

2023-24 HIGHS	CAREER-HIGHS
PTS: 3 vs. PHI, 12/16/23	3 vs. PHI, 12/16/23
FGM: 1 (2) vs. PHI, 12/16/23	1 (2) vs. PHI, 12/16/23
FGA: 3 (2) vs. PHI, 12/16/23	3 (2) vs. PHI, 12/16/23
3FGM	
3FGA: 2 vs. PHI, 12/16/23	2 vs. PHI, 12/16/23
FTM: 1 vs. PHI, 12/16/23	1 vs. PHI, 12/16/23
FTA: 2 vs. PHI, 12/16/23	2 vs. PHI, 12/16/23
OREB: 2 at NYK, 11/12/23	2 at NYK, 11/12/23
DREB:	
REB: 2 at NYK, 11/12/23	2 at NYK, 11/12/23
AST: 1 at MIL, 2/9/24	1 at MIL, 2/9/24
STL:	
TO: 1 vs. PHI, 12/16/23	1 vs. PHI, 12/16/23
BLK:	
MIN: 7 vs. PHI, 12/16/23	7 vs. PHI, 12/16/23

CAREER NOTES: Selected in the second round (41st overall) of the 2023 NBA Draft by the Charlotte Hornets... signed a two-way contract with the Hornets on July 14, 2023.

COLLEGE CAREER: 2022-23 - Averaged 11.2 points, 3.8 rebounds, 2.2 assists and 1.1 steals in 26.9 minutes per game across 30 appearances (28 starts)... tallied 17.3 points, 4.8 rebounds and 3.0 assists in six post season games between the Pac-12 and NCAA Tournaments... scored a career-best 26 points vs. Colorado in the Pac-12 Tournament... selected to Pac-12 All-Freshman team... helped the Bruins win the Pac-12 regular-season championship and reach the Sweet 16 of the NCAA Tournament.

PERSONAL: Hometown is Chicago, Ill.... son of Johanna Leia... has one sister, Savanna... played high school basketball at Sierra Canyon School in Chatsworth, Calif.... named California Mr. Basketball as a junior in 2020-21 and a McDonald's High School All-American as a senior in 2021-22.


#1	G	LaMelo Ball	6-7/190	Years: 3 - Illawarra	08/22/01	2023-24 HIGHS	CAREER-HIGHS																																																																																										
<div></div> <div><div>LAST 5 GAMES (* denotes game started)</div><table><tr><th>DATE</th><th>OPP</th><th>MIN</th><th>FG-A</th><th>3FG-A</th><th>FT-A</th><th>OFF</th><th>DEF</th><th>REB</th><th>AST</th><th>STL</th><th>BLK</th><th>TO</th><th>PF</th><th>PTS</th></tr><tr><td>3/3</td><td>@TOR</td><td>DNP</td><td>-</td><td>-</td><td>-</td><td>-</td><td>-</td><td>-</td><td>-</td><td>-</td><td>-</td><td>-</td><td>-</td><td>-</td></tr><tr><td>3/5</td><td>ORL</td><td>DNP</td><td>-</td><td>-</td><td>-</td><td>-</td><td>-</td><td>-</td><td>-</td><td>-</td><td>-</td><td>-</td><td>-</td><td>-</td></tr><tr><td>3/8</td><td>@WAS</td><td>DNP</td><td>-</td><td>-</td><td>-</td><td>-</td><td>-</td><td>-</td><td>-</td><td>-</td><td>-</td><td>-</td><td>-</td><td>-</td></tr><tr><td>3/9</td><td>BKN</td><td>DNP</td><td>-</td><td>-</td><td>-</td><td>-</td><td>-</td><td>-</td><td>-</td><td>-</td><td>-</td><td>-</td><td>-</td><td>-</td></tr><tr><td>3/11</td><td>@DET</td><td>DNP</td><td>-</td><td>-</td><td>-</td><td>-</td><td>-</td><td>-</td><td>-</td><td>-</td><td>-</td><td>-</td><td>-</td><td>-</td></tr></table></div>						DATE	OPP	MIN	FG-A	3FG-A	FT-A	OFF	DEF	REB	AST	STL	BLK	TO	PF	PTS	3/3	@TOR	DNP	-	-	-	-	-	-	-	-	-	-	-	-	3/5	ORL	DNP	-	-	-	-	-	-	-	-	-	-	-	-	3/8	@WAS	DNP	-	-	-	-	-	-	-	-	-	-	-	-	3/9	BKN	DNP	-	-	-	-	-	-	-	-	-	-	-	-	3/11	@DET	DNP	-	-	-	-	-	-	-	-	-	-	-	-	PTS: 37 vs. MIL, 11/17/23 FGM: 15 vs. BOS, 11/20/23 FGA: 31 vs. WAS, 11/22/23 3FGM 8 vs. NYK, 11/18/23 3FGA: 16 vs. WAS, 11/22/23 FTM: 15 at SAS, 1/12/24 FTA: 16 at SAS, 1/12/24 OREB: 3 (4) at NYK, 11/12/23 DREB: 8 (2) at MIA, 1/14/23 REB: 10 (2) at MIA, 1/14/23 AST: 13 (3) at MIN, 1/22/24 STL: 5 at SAS, 1/12/24 TO: 8 vs. MIA, 11/14/23 BLK: 1 (4) vs. BOS, 11/20/23 MIN: 41 vs. BOS, 11/20/23	38 at BOS, 2/2/22 15 vs. BOS, 11/20/23 31 vs. WAS, 11/22/23 8 (2) vs. NYK, 11/18/23 16 (2) vs. WAS, 11/22/23 15 at SAS, 1/12/24 16 at SAS, 1/12/24 5 (3) at MIL, 1/31/23 16 vs. NYK, 11/12/21 17 vs. NYK, 11/12/21 15 (2) vs. ATL, 2/13/23 5 (4) at SAS, 1/12/24 8 (3) vs. MIA, 11/14/23 3 at MIL, 1/31/23 44 vs. TOR, 2/7/22
DATE	OPP	MIN	FG-A	3FG-A	FT-A	OFF	DEF	REB	AST	STL	BLK	TO	PF	PTS																																																																																			
3/3	@TOR	DNP	-	-	-	-	-	-	-	-	-	-	-	-																																																																																			
3/5	ORL	DNP	-	-	-	-	-	-	-	-	-	-	-	-																																																																																			
3/8	@WAS	DNP	-	-	-	-	-	-	-	-	-	-	-	-																																																																																			
3/9	BKN	DNP	-	-	-	-	-	-	-	-	-	-	-	-																																																																																			
3/11	@DET	DNP	-	-	-	-	-	-	-	-	-	-	-	-																																																																																			
<p>CAREER NOTES/NBA HONORS: Selected as an All-Star reserve in 2022...participated in the 2022 Clorox Rising Stars event...Named the 2020-21 NBA Rookie of the Year and unanimous All-Rookie First Team selection... Three-time Eastern Conference Rookie of the Month, winning the award in three consecutive months (December/January, February, March)... Named to the 2021 Rising Stars U.S. Team... Selected in the first overall (third overall) of the 2020 NBA Draft by the Charlotte Hornets... Signed a deal with Charlotte (11/30/20)</p>																																																																																																	

CAREER NOTES/NBA HONORS: Selected as an All-Star reserve in 2022...participated in the 2022 Clorox Rising Stars event...Named the 2020-21 NBA Rookie of the Year and unanimous All-Rookie First Team selection... Three-time Eastern Conference Rookie of the Month, winning the award in three consecutive months (December/January, February, March)... Named to the 2021 Rising Stars U.S. Team... Selected in the first round (third overall) of the 2020 NBA Draft by the Charlotte Hornets... Signed a deal with Charlotte (11/30/20).

PRO CAREER: 2022-23 (Charlotte) - Limited to 36 games due to injury... averaged 23.3 points, including 4.0 3-pointers, 6.4 rebounds, 8.4 assists and 1.3 steals per game... one of four players to average at least 4.0 3s per game (Stephen Curry, Damian Lillard, Klay Thompson)... ended the season having made a 3-pointer in 51 straight games, setting a new franchise mark... made at least five 3s in five straight games to end the season, becoming the 11th player in NBA history with such a streak... became the eighth player in NBA history to average 5.0 3-pointers and 10.0 assists over a five-game span (Feb. 13-27)... became the first player in Hornets history to average 25.0 points and 10.0 assists over a five-game span (Feb. 10-24)... recorded six straight double-doubles from Feb. 10-25, the longest streak of his career... became the fourth-youngest player in NBA history to reach 1,000 career assists (21y-135d), behind only LeBron James, Stephen Marbury and Trae Young... **Top Single-Game Performances:** Became the first Hornet ever to record a triple-double and make at least five 3s in a game with 28 points, 12 rebounds, 10 assists and five 3s vs. San Antonio (Feb. 15)... tallied 30 points and a career-high-tying 15 assists vs. Atlanta (Feb. 13), marking the first 30-point, 15-assist game in franchise history... poured in 33 points vs. Orlando (Feb. 5), including 26 points in the second half, his career high for any half... became the 14th player in NBA history to record 25-10-10-3-3 with 27 points, 10 rebounds, 11 assists, three steals and three blocks at Milwaukee (Jan. 3); it marked the eighth triple-double of his career, setting a new franchise mark... **2021-22 (Charlotte)** - Appeared in 75 games (75 starts), averaging 20.1 points (42.9 FG%, 38.9 3P%, 87.2 FT%), 6.7 rebounds, 7.6 assists and 1.6 steals in 32.3 minutes per game... became the third player in NBA history to average 20.0 points, 6.0 rebounds and 7.0 assists in his age-20 season, joining LeBron James and Luka Doncic... joined Magic Johnson as the only two players in NBA history to average 17.0 points, 6.0 rebounds, 6.0 assists and 1.5 steals over the first 100 games of their career... selected to his first All-Star game, becoming the fourth-youngest (20 years, 182 days) All-Star in league history, behind only Kobe Bryant, LeBron James and Magic Johnson... notched five triple-doubles, the most in a season by any Hornets player... became the second-youngest player in NBA history to achieve five career triple-doubles... was one of three players to accumulate 1,500 points, 500 rebounds and 500 assists last season, alongside Luka Doncic and Nikola Jokic... youngest player in NBA history to make 200 3-pointers in a season... became the second-youngest player in NBA history to make 300 career 3-pointers (Anthony Edwards)... selected to Clorox Rising Stars event... among qualified players to attempt at least seven 3-pointers a game last season, Ball ranked fifth in accuracy (38.9 percent)... teamed with Terry Rozier to become the first pair of teammates in Hornets history to each make 200-plus 3-pointers in the same season (Rozier, 222 3PM; Ball, 220); only duo in the league to do so last season... Ball's 220 3-pointers were the seventh-most in franchise history... ranked in the top 10 leaguewide in steals per game (1.6) and total deflections (207), while also leading the league in loose balls recovered (82)... finished ninth in the league in assists per game (7.6)... one of four players (Tyrese Haliburton, Dejounte Murray, Chris Paul) to rank in the top ten in both steals per game and assists per game... posted 34 multi-steal games, tied for sixth-most in the NBA... led the league with four games in which he made at least four 3-pointers and swiped at least four steals... recorded 56 games with multiple 3-pointers, tied for eighth-most in the league... **Top Single-Game Performances:** Tallied 25 points, 16 rebounds and 11 assists at Los Angeles Lakers (Nov. 8), becoming the youngest player in NBA history (20 years, 78 days) to achieve a 25-15-10 game... hauled in a personal-best 17 rebounds vs. New York (Nov. 12), becoming the second-youngest guard in NBA history to collect at least 17 boards in a game, in addition to besting his previous career high set four days earlier (16 rebounds)... dished a career-best 15 assists at New York (March 30), becoming the third-youngest player (20 years, 220 days) in NBA history to accomplish a 20-point, 15-assist outing, behind LeBron James (once) and Trae Young (three times)... recorded 18 points on 7-of-11 shooting, including 4-of-8 from 3-point range, in addition to three rebounds, three assists and three steals in 22 minutes in his All-Star debut... notched eight points, two rebounds, one assist and two steals in the 2022 Clorox Rising Stars event... poured in a career-best eight 3-pointers at Milwaukee (Dec. 1) en route to a then-career-high 36 points... erupted for a career-high 38 points on 12-of-24 shooting at Boston (Feb. 2), also posting career marks in free throws made (10) and attempted (13)... swiped five steals at Cleveland (Oct. 22), setting a new career high, and equaled it with five more steals vs. New York (Nov. 12)... met or exceeded his previous career high of 12 assists on 11 occasions... scored all of his game-high 24 points in the first half at Chicago (April 8), setting a career-high for points in a first half... notched 24 points, 10 rebounds and nine assists vs. Washington (April 10), his 28th game with 20-5-5, the most in a season in Hornets history... **2020-21 (Charlotte)** - Averaged 15.7 ppg (.436 FG%, .352 3pt%, .758 FT%) 5.9 rpg, 6.1 apg, 1.6 spg and 28.8 mpg in 51 games (31 starts) ... 12th rookie in NBA history to average 15.0 ppg, 5.0 rpg, 5.0 apg and 1.5 spg... Third player in NBA history to average 20-5-5 in first five career starts... 17th in assists and ninth in steals per game... among rookies, ranked second in points and rebounds, first in assists and steals per game... Recorded seven double-doubles, the second-most by a rookie this season and sixth-most ever by a Hornets rookie... Posted one triple-double... Had 10 games with 20-5-5, second-most by a Hornets rookie and third-most by a teenage rookie in NBA history... Recorded 10 or more boards in four games, including a three-game streak from 1/8-1/11, the first time in franchise history by a guard... Dished out 10+ assists in four games... Tallied at least five assists in 11 straight games from 12/27-1/14, the best streak by a Hornets rookie and second-longest streak by a rookie reserve in NBA history, behind Muggsy Bogues (14, '87-'88)... Had 39 games with five or more assists, second-most by a rookie in franchise history... Had two steals in six straight games, longest streak by a Hornets rookie and one of seven players to do so this season... **Top Single-Game Performances:** Recorded 22 points on 7-of-10 shooting along with eight rebounds and five assists in a win at DAL (12/30), becoming the fourth-youngest player in NBA history with 20-5-5... Totaled 22 points with 12 rebounds and 11 assists in a win vs. ATL (1/9) making him the youngest player with a triple-double, the fifth rookie reserve with a triple-double in NBA history, the first reserve and second rookie in franchise history with a triple-double... Recorded a career-high 27 points, including a career-best 9-for-9 from the line while adding nine assists, five rebounds and three steals in a win vs. MIL (1/30), fourth rookie in franchise history with 25-5-5 and the third to have three or more steals with 25-5-5... Posted a career-high 34 points on 14-of-27 from the field with eight assists and zero turnovers vs. UTA (2/5), youngest player with 30 points, five assists and zero turnovers in NBA history and only the second teen with 30-5-0 (Stephon Marbury, 11/29/96)... Went 7-for-18 from the field as all his makes were 3s for 24 points while adding 10 assists and seven rebounds in a win vs. HOU (2/8) making him the youngest player in NBA history with 7 3s as he tied the Hornets franchise single-game rookie record for made 3-pointers... Notched 30 points, eight assists, six rebounds and four steals at POR (3/1) as he is the third-youngest player in NBA history with 30-5-5 and only the third rookie in franchise history to record 30-5-5.

INTERNATIONAL CAREER: 2019-20 - Averaged 17.2 points, 7.9 rebounds, 6.8 assists in 13 games with the Illawarra Hawks of the NBL in Australia during the 2019-20 season... Named NBL Rookie of the Year... Youngest player in NBL history to record a triple-double and fourth player in league history to record back-to-back triple-doubles... **2017-18** - Appeared in eight games in the Lithuanian Basketball League with Vytautas Prienu in 2017-18... Averaged 6.5 points, 2.4 assists and 1.1 rebounds per game.

PERSONAL: Hometown is Chino Hills, California... Son of Tina and Lavar Ball... Older brother, Lonzo, plays for the Chicago Bulls.


#9	F	Davis Bertans	6-10/225	Years: 7 - Saski Baskonia	11/12/92	2023-24 HIGHS	CAREER-HIGHS										
	LAST 5 GAMES (* denotes game started)					PTS: 15 at DAL, 12/2/23	35 vs. DEN, 2/17/21										
	DATE	OPP	MIN	FG-A	3FG-A	FT-A	OFF	DEF	REB	AST	STL	BLK	TO	PF	PTS	FGM: 5 (3) vs. ORL, 3/5/24	11 (2) at CHA, 12/10/19
	3/3	@TOR	26	5-11	4-9	0-0	0	3	3	0	1	2	1	3	14	FGA: 14 at WAS, 3/8/24	20 at MIA, 12/6/19
	3/5	ORL	26	5-11	4-10	0-0	0	6	6	1	0	0	0	0	14	3FGM: 4 (4) vs. ORL, 3/5/24	9 vs. DEN, 2/17/21
	3/8	@WAS	32	4-14	3-10	0-0	3	3	6	3	2	0	0	2	11	3FGA: 10 (3) at WAS, 3/8/24	15 vs. MIA, 3/8/20
	3/9	BKN	28	3-8	3-6	2-2	1	2	3	4	2	0	1	4	11	FTM: 6 at DAL, 12/2/23	9 vs. CHI, 12/29/20
	3/11	@DET	26	2-8	2-7	1-2	1	0	1	2	2	0	1	1	7	FTA: 6 at DAL, 12/2/23	10 vs. ATL, 3/6/20
					CAREER NOTES: Holds career averages of 7.6 points, including a 39.8 percent mark from 3-point range, and 2.5 rebounds per game across 447 contests (40 starts) with the San Antonio Spurs (2016-19), Washington Wizards (2019-21), Dallas Mavericks (2021-23) and Oklahoma City Thunder (2023-24).					OREB: 3 at WAS, 3/8/24			4 at MIA, 12/6/19				
										DREB: 6 vs. ORL, 3/5/24			10 at BOS, 11/13/19				
										REB: 6 (2) at WAS, 3/8/24			10 (2) at MIA, 12/6/19				
										AST: 4 vs. BKN, 3/9/24			6 vs. POR, 4/8/22				
										STL: 2 (4) at DET, 3/11/24			4 vs. PHX, 1/29/19				
										TO: 1 (4) at DET, 3/11/24			6 vs. CHI, 12/29/20				
										BLK: 2 at TOR, 3/5/24			4 at OKC, 12/3/17				
										MIN: 32 at WAS, 3/8/24			40 vs. ORL, 12/3/19				


CAREER NOTES: Holds career averages of 7.6 points, including a 39.8 percent mark from 3-point range, and 2.5 rebounds per game across 447 contests (40 starts) with the San Antonio Spurs (2016-19), Washington Wizards (2019-21), Dallas Mavericks (2021-23) and Oklahoma City Thunder (2023-24).

PRO CAREER: 2022-23 (Dallas) – Appeared in 45 games and averaged 4.6 points... 2021-22 (Washington/Dallas) – Logged 56 games between the Wizards and Mavericks, recording 5.6 points and 2.1 rebounds per game... 2020-21 (Washington) – Appeared in 57 games with seven starts, tallying 11.5 points and 2.9 rebounds per game... poured in career highs with 35 points and nine 3-pointers made vs. Denver (Feb. 17)... 2019-20 (Washington) – Averaged career highs in points (15.4), rebounds (4.5) and assists (1.7) in 54 games (four starts)... 2018-19 (San Antonio) – Averaged 8.0 points, 3.5 rebounds and 1.3 assists in 76 appearances (12 starts)... shot career highs from the field (.450) and from 3 (.429)... 2017-18 (San Antonio) – Averaged 5.9 points, 2.0 rebounds and 1.0 assists in 14.1 minutes per game across 77 contests (10 starts)... 2016-17 (San Antonio) – Delivered 4.5 points and 1.5 rebounds per game in 67 appearances (six starts).

INTERNATIONAL CAREER: Played five seasons (2011-16) overseas, primarily with KK Partizan and Baskonia... Joined the Latvian National Team in 2008.

PERSONAL: Born in Valmiera, Latvia, to Dainis, a former professional basketball player, and Dina, a former high-level rower... His brother, Dairis, played briefly for the New Orleans Pelicans.

#12	F	Leaky Black	6-7/205	Years: R - North Carolina	06/14/99	2023-24 HIGHS	CAREER-HIGHS											
	LAST 5 GAMES (* denotes game started)					PTS: 11 at OKC, 2/2/24	11 at OKC, 2/2/24											
	DATE	OPP	MIN	FG-A	3FG-A	FT-A	OFF	DEF	REB	AST	STL	BLK	TO	PF	PTS	FGM: 4 at OKC, 2/2/24	4 at OKC, 2/2/24	
	3/3	@TOR	DNP	-	-	-	-	-	-	-	-	-	-	-	-	FGA: 7 at OKC, 2/2/24	7 at OKC, 2/2/24	
	3/5	ORL	DNP	-	-	-	-	-	-	-	-	-	-	-	-	3FGM: 3 at OKC, 2/2/24	3 at OKC, 2/2/24	
	3/8	@WAS	DNP	-	-	-	-	-	-	-	-	-	-	-	-	3FGA: 3 at OKC, 2/2/24	3 at OKC, 2/2/24	
	3/9	BKN	DNP	-	-	-	-	-	-	-	-	-	-	-	-	FTM: 3 vs. UTA, 1/27/24	3 vs. UTA, 1/27/24	
	3/11	@DET	DNP	-	-	-	-	-	-	-	-	-	-	-	-	FTA: 4 vs. UTA, 1/27/24	4 vs. UTA, 1/27/24	
					CAREER NOTES: Undrafted in the 2023 NBA Draft... signed a two-way contract with the Hornets on July 19, 2023.												OREB: 2 (2) vs. HOU, 1/26/24	2 (2) vs. HOU, 1/26/24
					COLLEGE CAREER: 2018-23 (North Carolina) - Appeared in a school-record 155 games (130 starts) in five seasons, averaging 5.5 points, 4.7 rebounds, 2.2 assists and 1.1 steals in 26.9 minutes per game for his career... one of five Tar Heels to record 600 points, 500 rebounds, 200 assists, 100 steals and 50 blocks in four seasons or fewer, along with Danny Green, George Lynch, David Noel and James Worthy... two-time ACC All-Defense selection... 2022-23 – Tallied career highs with 7.3 points, 6.5 rebounds, 1.3 steals and 32.1 minutes per game across 33 contests (33 starts)... named to the ACC All-Defense team for the second straight season... 2021-22 – Dished a career-best 2.7 assists per game, in addition to 4.9 points and 4.3 rebounds per game in 38 appearances (38 starts)... helped the Tar Heels make a run to the NCAA Tournament championship game... ACC All-Defense honoree... 2020-21 – Suited up for 29 games (28 starts), posting 5.6 points, 4.9 rebounds, 2.4 assists and 1.2 steals in 27.6 minutes per game... reached the NCAA Tournament... 2019-20 – Recorded 6.5 points, 5.0 rebounds, 2.6 assists and 1.3 steals in 29.7 minutes per game across 32 contests (31 starts)... 2018-19 – Tallied 2.5 points, 2.1 rebounds and 1.2 assists in 10.3 minutes per game (23 games, zero starts)... won the ACC regular-season championship and reached the Sweet 16 of the NCAA Tournament.												OREB: 5 at MIL, 2/9/24	5 at MIL, 2/9/24
					PERSONAL: Full name is Rechon Malik Black... born in Concord, N.C.... son of Chon and Carla Black... nicknamed Leaky by his grandmother because of his middle name, Malik... won the 2018 state championship as a senior at Cox Mill HS in Concord.												6 at MIL, 2/9/24	6 at MIL, 2/9/24
																	3 vs. TOR, 2/7/24	3 vs. TOR, 2/7/24
																	1 (5) vs. IND, 2/4/24	1 (5) vs. IND, 2/4/24
																	2 at MIL, 2/9/24	2 at MIL, 2/9/24
																	BLK: 1 (6) vs. TOR, 2/7/24	1 (6) vs. TOR, 2/7/24
																	30 at MIL, 2/9/24	30 at MIL, 2/9/24

#3	C	Marques Bolden	6-10/250	Years: 2 - Duke	04/17/98	2023-24 HIGHS	CAREER-HIGHS										
	LAST 5 GAMES (* denotes game started)					PTS:	3 at IND, 12/31/20										
	DATE	OPP	MIN	FG-A	3FG-A	FT-A	OFF	DEF	REB	AST	STL	BLK	TO	PF	PTS	FGM:	1 vs. PHI, 12/27/20
	3/3	@TOR	8	0-1	0-0	0-0	0	0	0	0	0	0	1	1	0	FGA:	1 (4) at TOR, 3/3/24
	3/5	ORL	DNP	- Coach's Decision												3FGM:	3 at IND, 12/31/20
	3/8	@WAS	DNP	- Coach's Decision												3FGA:	4 at IND, 12/31/20
	3/9	BKN	DNP	- Coach's Decision												FTM:	2 vs. UTA, 1/12/21
	3/11	@DET	DNP	- G League Two-Way												FTA:	2 (2) at CHA, 11/17/23
						OREB:	2 (4) at CHA, 11/17/23										
						DREB:	2 at CHA, 11/17/23										
						REB:	2 (4) at CHA, 11/17/23										
						AST:	1 (3) at ORL, 1/6/21										
						STL:	2 vs. UTA, 1/12/21										
						TO:	2 at ORL, 1/6/21										
						BLK:	10 vs. UTA, 1/12/21										
						MIN:											

CAREER NOTES: Has appeared in 10 NBA games... signed a two-way contract with the Hornets on March 2, 2024.

PRO CAREER: 2022-23 (Salt Lake City) – Appeared in six games with the Salt Lake City Stars... 2021-22 (Salt Lake City) – Logged 20 games with the Stars, averaging 12.3 PPG, 8.9 RPG and 1.6 BPG... 2020-21 (Cleveland) – Appeared in six games with the Cleveland Cavaliers... played 10 games with the Cleveland Charge... 2019-20 (Cleveland) – Made his NBA debut with the Cavaliers... recorded 9.7 PPG, 6.8 RPG, 1.2 APG and 1.5 BPG in 38 contests (27 starts) with the Charge.

COLLEGE CAREER: 2016-19 (Duke) - Suited up for 88 games (24 starts) in three seasons, recording 3.8 PPG, 3.3 RPG and 1.1 BPG... helped the Blue Devils win two ACC Tournament titles and earn two trips to the Elite 8.

PERSONAL: First name is pronounced mar-KWEES... consensus five-star recruit in the class of 2016 out of DeSoto HS in Texas... became a naturalized Indonesian citizen in 2021 and represents the Indonesian national team.

#0 F Miles Bridges 6-6/235 Years: 4 - Michigan State 03/21/98



LAST 5 GAMES (* denotes game started)

DATE	OPP	MIN	FG-A	3FG-A	FT-A	OFF	DEF	REB	AST	STL	BLK	TO	PF	PTS
3/3	@TOR*	40	9-19	0-3	2-2	0	9	9	4	1	1	1	0	20
3/5	ORL*	36	3-16	1-6	0-0	1	2	3	3	2	0	3	4	7
3/8	@WAS*	41	13-27	1-10	5-5	1	11	12	4	0	1	0	2	32
3/9	BKN*	39	10-15	2-5	2-5	1	9	10	4	1	0	3	1	24
3/11	@DET*	40	9-24	3-9	3-5	1	6	7	3	1	0	2	1	24

2023-24 HIGHS	CAREER-HIGHS
PTS: 45 vs. TOR, 2/7/24	45 vs. TOR, 2/7/24
FGM: 17 vs. TOR, 2/7/24	17 vs. TOR, 2/7/24
FGA: 27 (2) at WAS, 3/8/24	28 at ATL, 11/20/21
3FGM: 6 (2) vs. TOR, 2/7/24	6 (4) vs. TOR, 2/7/24
3FGA: 13 vs. CHI, 1/31/24	13 vs. CHI, 1/31/24
FTM: 8 vs. WAS, 11/22/23	11 at BKN, 10/24/21
FTA: 10 vs. WAS, 11/22/23	12 at BKN, 10/24/21
OREB: 5 vs. TOR, 2/7/24	6 vs. WAS, 2/7/21
DREB: 15 vs. BOS, 11/20/23	16 at DAL, 12/30/20
REB: 15 (2) vs. CHI, 1/31/24	16 at DAL, 12/30/20
AST: 7 (2) vs. IND, 2/12/24	11 at POR, 12/17/21
STL: 3 (4) vs. IND, 2/12/24	4 (2) at WAS, 1/3/22
TO: 5 vs. CHI, 1/8/24	6 at DET, 2/11/22
BLK: 3 (2) vs. CHI, 1/31/24	4 vs. MIA, 2/5/22
MIN: 45 vs. BOS, 11/20/23	50 vs. MIA, 2/7/22

CAREER NOTES: Averaging 13.4 points, 5.6 rebounds and 2.3 assists in 29.1 minutes per game across 291 contests (188 starts) in four NBA seasons (2018-22) with the Hornets... Named to the U.S. Team for the 2020 NBA Rising Stars Challenge and won MVP honors in the event... Selected by the LA Clippers in the first round (12th overall) in the 2018 NBA Draft before his draft rights were traded to Charlotte in exchange for the draft rights to Shai Gilgeous-Alexander (6/21/18)... signed a qualifying offer with Charlotte on July 2, 2023.

PRO CAREER: 2021-22 (Charlotte) - Averaged career highs across the board with 20.2 points, 7.0 rebounds, 3.8 assists, 0.9 steals, 0.8 blocks and 35.5 minutes per game in 80 contests (80 starts)... posted 44 games with at least 20 points and nine games with at least 30 points... grabbed 10-plus rebounds in 15 games and 10-plus assists in one game... **Top Single-Game Performances:** Poured in a career-high 38 points in a win at New York (Jan. 17), in addition to 12 rebounds and five assists... delivered 35 points and 10 rebounds at Atlanta (Nov. 20)... totaled 32 points and nine rebounds in a win at Brooklyn (Oct. 24)... tallied 32 points and nine rebounds at Golden State (Nov. 3)... notched 32 points and three steals in a win at Atlanta (Dec. 5)... contributed 31 points and six rebounds in a win at Orlando (Oct. 27)... notched 31 points and six rebounds in a win at New York (March 30)... recorded 30 points, seven rebounds and three assists in a win at Cleveland (Oct. 22)... posted 14 points and a career-high 11 assists at Portland (Dec. 17)... **2020-21 (Charlotte)** - Averaged 12.7 ppg (.503 FG%, .400 3pt%, .867 FT%), 6.0 rpg, 2.2 apg, 0.7 spg, 0.8 bpg and 29.3 mpg in 66 games (19 starts)... Recorded 11 double-doubles, including four in a row from Feb. 7 to 12, the longest streak of his career; his eight double-doubles off the bench are tied for the third most as his streak is the longest streak by a reserve this season... Passed Jamaal Magloire (2001-02) for most double-doubles in season by a reserve in franchise history; tied for first in franchise history in career double-doubles by a Hornets reserve... Scored 10+ points in 45 games, 20+ points in 13 games and had two games with 30+ points... Grabbed 10+ rebounds in 10 outings... **Top Single-Game Performances:** Posted 20 points and a career-high 16 boards, all on the defensive end which is also a career-best, to go with two blocks for his first double-double of the season in a win at DAL (12/30), as he became just the fourth player in franchise history with a 20-15 performance as a reserve... Set season-highs from the field, going 8-for-11 for 18 points while adding six rebounds and two steals in a win at ORL (1/24)... Totaled 11 points and 14 rebounds, including a career-high six offensive boards, in a win at WAS (2/7)... Went 8-for-12 from the floor for season highs as he posted 19 points and 10 rebounds in a win vs. HOU (2/8)... Posted 23 points with 10 rebounds on 8-of-12 shooting, including 16 points in the second quarter, a new career-high for any quarter, in a win at IND (4/2)... Had a season-high 26 points to go with seven rebounds and four assists in a win at MIL (4/9)... Scored a career-high 33 points and made a career-high 13 field goals, including a career-high-tying six made 3s, while adding nine boards at BKN (4/16)... **2019-20 (Charlotte)** - Averaged 13.0 ppg (.424 FG%, .330 3pt%, .809 FT%), 5.6 rpg, 1.8 apg, 0.7 bpg and 30.7 mpg in 65 games (64 starts)... Scored 10+ points in 45 games, 20+ points in 10 games and had one game with 30+ points... Grabbed 10+ rebounds in four games... Recorded four double-doubles... **Top Single-Game Performances:** Posted 18 points and 10 rebounds to go with a pair of blocks vs. BOS (11/7)... Scored a season-high and then-career-high 31 points and added eight rebounds and three steals at WAS (11/22)... Totaled 26 points and nine rebounds, including six made 3s, vs. Toronto (1/8)... Grabbed a season-best 15 rebounds and added 20 points at HOU (2/4)... **2018-19 (Charlotte)** - Averaged 7.5 ppg (.464 FG%, .325 3pt%, .753 FT%), 4.0 rpg and 21.2 mpg in 80 games (25 starts)... **Top Single-Game Performances:** Scored 15 points to go with eight rebounds, two assists and one block at ORL (10/19)... Collected 16 points, eight rebounds, one assist and two blocks vs. NOP (12/2)... Tallied 20 points, three assists, seven rebounds and three steals vs. BOS (3/23).

COLLEGE CAREER: 2016-2018 (Michigan State) - Averaged 17.0 ppg (.470 FG%, .375 3pt%, .776 FT%), 7.6 rpg, 2.4 apg, 1.1 bpg and 31.6 mpg in 62 career games (60 starts) over two seasons with the Spartans... **2017-18** - Averaged 17.1 ppg (.457 FG%, .364 3pt%, .853 FT%), 7.0 rpg, 2.7 apg and 31.4 mpg in 34 games (33 starts)... Named to the Consensus All-America Second Team and earned All-Big Ten First Team honors... **2016-2017** - Averaged 16.9 ppg (.486 FG%, .389 3pt%, .685 FT%), 8.3 rpg, 2.1 apg, 1.5 bpg and 32.0 mpg in 28 games (27 starts)... Selected as Big Ten Freshman of the Year and named to the All-Big Ten Second Team.

PERSONAL: Son of Cynthia and Raymond Bridges... Hometown is Flint, MI... Attended Huntington Prep in Huntington, WV.... Named a 2016 McDonald's All-American.

#30 G Seth Curry 6-1/190 Years: 9 - Duke 08/23/90



LAST 5 GAMES (* denotes game started)

DATE	OPP	MIN	FG-A	3FG-A	FT-A	OFF	DEF	REB	AST	STL	BLK	TO	PF	PTS
3/3	@TOR	DNP	R Ankle Sprain											
3/5	ORL	DNP	R Ankle Sprain											
3/8	@WAS	DNP	R Ankle Sprain											
3/9	BKN	DNP	R Ankle Sprain											
3/11	@DET	DNP	R Ankle Sprain											

2023-24 HIGHS	CAREER-HIGHS
PTS: 19 vs. CLE, 12/27/23	37 at MIA, 2/28/20
FGM: 7 vs. IND, 2/12/24	13 (3) at BKN, 12/16/21
FGA: 15 vs. OKC, 12/27/23	21 at BKN, 12/16/21
3FGM: 5 vs. CLE, 12/27/23	8 at MIA, 2/28/20
3FGA: 9 (2) vs. CLE, 12/27/23	12 at HOU, 4/13/16
FTM: 5 at MIL, 2/27/24	8 at GSW, 11/24/21
FTA: 5 at MIL, 2/27/24	8 (2) at GSW, 11/24/21
OREB: 3 vs. OKC, 12/2/23	3 (3) vs. OKC, 12/2/23
DREB: 4 at MIL, 2/27/24	9 at SAS, 1/29/17
REB: 5 vs. OKC, 12/2/23	10 at SAS, 1/29/17
AST: 4 at MIL, 2/27/24	15 at PHX, 4/11/16
STL: 3 at NOP, 11/14/23	5 (2) at PHX, 3/10/22
TO: 3 at MIN, 12/28/23	5 (3) at GSW, 1/22/23
BLK: 1 (6) at MIL, 2/27/24	2 (4) at WAS, 1/17/22
MIN: 36 vs. OKC, 12/2/23	46 vs. MIN, 11/27/21


CAREER NOTES: Two-time NBA G League All-Star (2014-15)... All-G League First Team (2015)... holds career averages of 10.5 points, 2.1 rebounds and 2.0 assists over 474 games (209 starts)... ranked in the top-10 in 3P% five times... third-highest 3P% among active players and seventh all-time (.432)... competed in the 2019 3-Point Contest.

PRO CAREER: 2022-23 (Brooklyn) - Averaged 9.2 PPG, 1.6 RPG and 1.6 APG in 61 appearances (seven starts)... **2021-22 (Philadelphia/Brooklyn)** - Posted career highs with 15.0 PPG, 3.1 RPG and 3.6 APG... ranked sixth in the NBA in 3P% (.422)... **2020-21 (Philadelphia)** - Appeared in 57 games, recording 12.5 PPG, 2.4 RPG and 2.7 APG... ranked sixth in the NBA in 3P% (.450)... **2019-20 (Dallas)** - Posted career highs in FG% (.495) and 3P% (.452), the latter of which ranked third in the NBA... recorded 12.4 PPG, 2.3 RPG and 1.9 APG... **2018-19 (Portland)** - Finished third in the NBA in 3P% (.450)... tallied 7.9 PPG and 1.6 RPG in 74 appearances... **2017-18** - sat out the season due to injury... **2016-17 (Dallas)** - Ranked sixth in the NBA in 3P% (.425)... registered 12.8 PPG, 2.6 RPG, 2.7 APG and 1.1 SPG across 70 appearances (42 starts)... **2015-16 (Sacramento)** - Averaged 6.8 PPG, 1.4 RPG and 1.5 APG in 15.7 minutes over 44 games (nine starts)... **2014-15 (Phoenix)** - Appeared in two games... **2013-14 (Memphis/Cleveland)** - Appeared in two games.

COLLEGE CAREER: 2010-13 (Duke) - Logged 106 appearances (86 starts) over three seasons... averaged 13.2 PPG, 2.3 RPG, 2.0 APG and 1.2 SPG... led the ACC in FT% (.873) in 2011-12... named All-ACC Third Team in 2011-12 and All-ACC Second Team in 2012-13... **2008-09 (Liberty)** - Led all freshmen nationally in scoring with 20.2 PPG... led the Big South with 707 points.

PERSONAL: From Charlotte, N.C.... graduated from Charlotte Christian... father, Dell, is the Hornets TV color commentator and is the franchise's all-time leader in games played... brother, Stephen, plays for the Golden State Warriors... brother-in-laws with Austin Rivers and Damion Lee... father-in-law is Doc Rivers.

#23 G Tre Mann 6-4/190 Years: 2 - Florida 02/03/01



LAST 5 GAMES (* denotes game started)

DATE	OPP	MIN	FG-A	3FG-A	FT-A	OFF	DEF	REB	AST	STL	BLK	TO	PF	PTS
3/3	@TOR*	30	3-8	0-0	0-0	0	4	4	4	2	0	1	2	6
3/5	ORL*	34	7-9	2-4	2-2	0	6	6	4	2	0	2	2	18
3/8	@WAS	DNP	L Groin Strain											
3/9	BKN	DNP	L Groin Strain											
3/11	@DET	DNP	L Groin Strain											

2023-24 HIGHS	CAREER-HIGHS
PTS: 21 vs. ATL, 2/14/24	35 vs. BOS, 3/21/22
FGM: 7 (2) vs. ORL, 3/5/24	13 vs. BOS, 3/21/22
FGA: 13 vs. ATL, 2/14/24	24 vs. LAC, 10/25/22
3FGM: 4 vs. ATL, 2/14/24	7 vs. BOS, 3/21/22
3FGA: 5 (5) vs. MIL, 2/29/24	12 vs. BOS, 3/21/22
FTM: 3 (2) at UTA, 2/22/24	8 at NYK, 2/14/22
FTA: 5 at MIL, 2/27/24	8 (2) at NYK, 2/14/22
OREB: 2 at POR, 11/19/23	2 (5) vs. LAC, 10/25/22
DREB: 8 vs. IND, 2/12/24	11 vs. MEM, 4/9/23
REB: 9 vs. IND, 2/12/24	12 vs. MEM, 4/9/23
AST: 9 vs. MEM, 2/10/24	12 vs. MEM, 4/9/23
STL: 3 at POR, 2/25/24	4 vs. PHX, 2/24/22
TO: 4 vs. IND, 2/12/24	8 vs. MIN, 3/4/22
BLK: 1	2 vs. BOS, 1/3/23
MIN: 34 (2) vs. ORL, 3/5/24	47 vs. MEM, 4/9/23

CAREER NOTES: Selected in the first round (18th overall) of the 2021 NBA Draft by the Oklahoma City Thunder... has appeared in 140 games for his career, averaging 8.5 points, 2.5 rebounds and 1.7 assists.

PRO CAREER: 2022-23 (Oklahoma City) - Averaged 7.7 points, 2.3 rebounds and 1.8 assists in 67 games (five starts)... notched his first career triple-double with 24 points, a career-high 12 rebounds and a career-best 12 assists vs. Memphis (April 9)... 2021-22 (Oklahoma City) - Appeared in 60 games (26 starts), recording 10.4 points, 2.9 rebounds and 1.5 assists per contest... poured in a career-high 35 points vs. Boston (March 21)... notched 30 points at New York (Feb. 14).

COLLEGE CAREER: 2019-21 (Florida) - Appeared in 53 games across two seasons, notching 10.2 points, 3.6 rebounds and 1.9 assists for his career... named All-SEC First Team as a sophomore.

PERSONAL: Born in Gainesville, FL... named a McDonald's All-American in high school.

#11 G Cody Martin 6-6/205 Years: 4 - Nevada 09/28/95



LAST 5 GAMES (* denotes game started)

DATE	OPP	MIN	FG-A	3FG-A	FT-A	OFF	DEF	REB	AST	STL	BLK	TO	PF	PTS
3/3	@TOR	DNP	L Ankle Sprain											
3/5	ORL	DNP	L Ankle Sprain											
3/8	@WAS	DNP	L Ankle Sprain											
3/9	BKN	DNP	L Ankle Sprain											
3/11	@DET	DNP	L Ankle Sprain											

2023-24 HIGHS	CAREER-HIGHS
PTS: 19 vs. TOR, 2/7/24	21 at SAS, 12/15/21
FGM: 7 vs. TOR, 2/7/24	8 at SAS, 12/15/21
FGA: 13 vs. TOR, 2/7/24	13 (3) vs. TOR, 2/7/24
3FGM: 3 (4) vs. TOR, 2/7/24	4 at SAS, 12/15/21
3FGA: 7 at CHI, 1/5/24	7 at CHI, 1/5/24
FTM: 3 (2) at PHI, 3/1/24	6 at ORL, 10/27/21
FTA: 4 (4) vs. UTA, 1/27/24	6 (4) at MIA, 10/29/21
OREB: 3 at PHX, 12/29/23	5 (2) vs. CLE, 11/1/21
DREB: 7 (2) vs. MEM, 2/10/24	9 (2) vs. BOS, 4/25/21
REB: 7 (3) vs. ATL, 2/14/24	11 vs. IND, 11/5/19
AST: 10 at POR, 2/25/24	10 at POR, 2/25/24
STL: 4 (2) at GSW, 2/23/24	4 (5) at GSW, 2/23/24
TO: 5 vs. NYK, 1/29/24	4 (3) vs. MIA, 2/5/22
BLK: 4 vs. PHI, 1/20/24	4 vs. PHI, 1/20/24
MIN: 36 at CHI, 1/5/24	46 at NYK, 1/17/22

PRO CAREER: 2022-23 (Charlotte) - Limited to seven games due to injury.. 2021-22 (Charlotte) - Appeared in 71 games (11 starts), averaging 7.7 points (48.2 FG%, 38.4 3P%, 70.1 FT%), 4.0 rebounds, 2.5 assists and 1.2 steals in 26.3 minutes per game... set career highs in points (7.7), rebounds (4.0), assists (2.5), steals (1.2), blocks (0.5), field goal percentage (48.2), 3-point percentage (38.4) and free-throw percentage (70.1)... accrued 23 double-digit scoring games... tallied 28 games with multiple steals, which tied for 16th in the NBA, and eight games with multiple blocks... entered the year with a career high of 13 points, met or exceeded that on nine occasions this season... finished sixth in the league in charges drawn per game (0.27) and tied for sixth in total charges drawn (19)... scored a career-high 21 points on 8-of-13 shooting, including a perfect 4-of-4 from behind the arc, in a win at San Antonio (Dec. 15), and his four 3-pointers made also represented a career high... matched his career high with four steals at Orlando (Oct. 27)... equaled his career best with three blocks at Sacramento (Dec. 10)... posted a season-high six assists in consecutive games at Orlando (Nov. 24) and vs. Minnesota (Nov. 26)... hauled in a season-high eight rebounds on seven occasions... 2020-21 (Charlotte) - Averaged 4.0 ppg (.441 FG%, .276 3pt%, .581 FT%), 3.1 rpg, 1.7 apg, 0.7 spg and 16.3 mpg in 52 games (10 starts)... Posted his first career double-double with a career-high-tying 13 points and a season-high 10 rebounds to go with five assists in a win vs. Boston (4/25)... 2019-20 (Charlotte) - Averaged 5.8 ppg (.430 FG%, .234 3pt%, .646 FT%), 3.3 rpg, 2.0 apg and 18.8 mpg in 48 games (three starts).

COLLEGE CAREER: 2014-19 (Nevada/NC State) - Averaged 9.7 ppg (.501 FG%, .325 3pt%, .689 FT%), 4.6 rpg, 3.6 apg, 1.3 spg and 28.9 mpg in 122 career games (87 starts)... Averaged 5.1 ppg (.469 FG%, .214 3pt%, .583 FT%), 3.5 rpg, 1.9 apg and 20.6 mpg in 52 career games (19 starts) in two seasons at NC State (2014-16)... Averaged 13.1 ppg (.511 FG%, .336 3pt%, .725 FT%), 5.4 rpg, 4.8 apg, 1.5 spg, 1.1 bpg and 35.1 mpg in 70 career games (68 starts) over two seasons at Nevada from 2017-19... Named to the All-Defense and All-MWC Third Team in 2018-19... led the conference with 167 assists that season... Led the conference in steals on his way to Mountain West Defensive Player of the Year as selected by the coaches in 2017-18... Named to the conference All-Defensive team and was an All-Mountain West Second Team selection.

PERSONAL: Son of Jarred Eure and Jenny Bennett ... His twin brother Caleb plays for the Miami Heat ... Majored in Human Development and Family Studies.

#7 G Bryce McGowens 6-6/190 Years: 1 - Nebraska 11/08/02



LAST 5 GAMES (* denotes game started)

DATE	OPP	MIN	FG-A	3FG-A	FT-A	OFF	DEF	REB	AST	STL	BLK	TO	PF	PTS
3/3	@TOR	16	3-3	0-0	2-3	0	1	1	2	1	0	0	2	8
3/5	ORL	18	0-0	0-0	0-0	0	0	0	1	0	0	1	1	0
3/8	@WAS	10	0-2	0-1	1-2	0	1	1	0	1	0	0	1	1
3/9	BKN	DNP	- R Knee Swelling											
3/11	@DET	DNP	- R Knee Swelling											

PRO CAREER: 2022-23 (Charlotte) - Averaged 5.3 points, 2.0 rebounds and 1.2 assists in 17.1 minutes per game across 46 contests (seven starts)... appeared in 10 games (10 starts) with the Greensboro Swarm, tallying 22.4 points, 4.0 rebounds, 4.1 assists and 1.7 steals in 35.4 minutes per game... **Top Single-Game Performances** - Poured in a career-high 22 points, including personal bests in free throws made (nine) and attempted (10), in a win at Cleveland (April 9)... scored 16 points vs. Houston (April 7)... posted 20 points and a career-high six rebounds vs. Toronto (April 4)... earned his first NBA start at Phoenix (Jan. 24), tallying five points, four rebounds and three assists in 22 minutes... dished a career-best six assists at Boston (Nov. 28).

COLLEGE CAREER: 2021-22 (Nebraska) - Appeared in 31 games (31 starts) at Nebraska in his lone college season, averaging a team-high 16.8 points (40.3 FG%, 27.4 3P%, 83.1 FT%), 5.2 rebounds and 1.4 assists in 33.3 minutes per game... earned All-Big Ten Third Team and Big Ten All-Freshman honors, in addition to being named Big Ten Newcomer of the Year... eight-time Big Ten Freshman of the Week... finished third in the Big Ten in free-throw percentage (83.1)... his scoring average (16.8) was third-highest among true freshmen nationwide... drilled a career-best four 3-pointers as he scored a career-high 29 points vs. Sam Houston State (Nov. 12)... matched his career-high in scoring with 29 points vs. Rutgers (Jan. 29), a school freshman record for points in a conference game... tallied two double-doubles... collected a career-best 11 rebounds vs. Southern (Nov. 21)... swiped three steals at Michigan (Feb. 1), a career-high... set a Nebraska record for most points by a freshman in his debut by scoring 25 points vs. Western Illinois (Nov. 9)... averaged 17.3 points in Big Ten play, the most by a freshman since Ohio State's D'Angelo Russell in 2014-15... set Nebraska freshman records in points (522), free throws made (162) and free throws attempted (195).

PERSONAL: Hometown is Pendleton, S.C. ... son of Bobby and Pam McGowens... has two siblings... brother, Trey, was his teammate at Nebraska... father played football at Clemson before transferring to South Carolina State to play football and basketball... mother played basketball at Western Carolina and is a high school basketball coach.

2023-24 HIGHS	CAREER-HIGHS
PTS: 15 (2) at MIL, 2/9/24	22 at CLE, 4/9/23
FGM: 6 at OKC, 2/2/24	7 vs. TOR, 4/4/23
FGA: 10 (3) at MIL, 2/9/24	15 vs. HOU, 4/7/23
3FGM: 4 at BKN, 11/30/23	4 at BKN, 11/30/23
3FGA: 6 vs. BOS, 11/20/23	6 (2) vs. BOS, 11/20/23
FTM: 4 (3) at MIL, 2/27/24	9 at CLE, 4/9/23
FTA: 5 vs. NOP, 12/15/23	10 at CLE, 4/9/23
OREB: 2 (2) at CHI, 1/5/24	2 (7) at CHI, 1/5/24
DREB: 5 (2) at MIL, 2/9/24	5 (3) at MIL, 2/9/24
REB: 5 (2) at MIL, 2/9/24	6 vs. TOR, 4/4/23
AST: 3 (4) at OKC, 2/2/24	6 (2) at NOP, 3/23/23
STL: 4 at OKC, 2/2/24	4 at OKC, 2/2/24
TO: 4 at SAS, 1/12/24	4 (3) at SAS, 1/12/24
BLK: 1 (7) at PHI, 3/1/24	1 (13) at PHI, 3/1/24
MIN: 32 at TOR, 12/18/23	36 vs. TOR, 4/4/23

#22 G Vasa Micic 6-5/205 Years: R - Anadolu Efes 01/13/94



LAST 5 GAMES (* denotes game started)


DATE	OPP	MIN	FG-A	3FG-A	FT-A	OFF	DEF	REB	AST	STL	BLK	TO	PF	PTS
3/3	@TOR*	36	5-13	0-2	2-3	1	1	2	6	2	0	4	1	12
3/5	ORL*	29	8-15	1-4	4-4	2	3	5	4	2	0	4	2	21
3/8	@WAS*	32	6-14	0-5	2-2	0	3	3	3	0	0	3	1	14
3/9	BKN*	31	5-13	1-5	1-1	1	4	5	10	0	0	5	1	12
3/11	@DET*	33	3-7	3-5	2-2	1	4	5	7	1	0	2	3	11

CAREER NOTES: Selected by the Philadelphia 76ers in the second round (52nd overall) of the 2014 NBA Draft... two-time EuroLeague champion, two-time EuroLeague Final Four MVP and 2021 EuroLeague MVP.

INTERNATIONAL CAREER: Professional experience includes 12 overseas seasons with KK Mega Bemax (Serbia), Bayern Munich (Germany), KK Crvena Zvezda (Serbia), Tofas SC (Turkey), Zalgiris (Lithuania) and Anadolu Efes (Turkey)... won the ABA championship in 2016... 3x Turkish Super League champion (2019, 2021, 2023)... Turkish Basketball Cup champion (2022)... 3x Turkish Super Cup winner (2018-19, 2022)... Serbian League champion (2016)... Lithuanian League champion (2018).


PERSONAL: Born in Kraljevo, Serbia... Four-time Serbian and two-time Balkans champion in slalom and giant slalom.

2023-24 HIGHS	CAREER-HIGHS
PTS: 21 vs. ORL, 3/5/24	21 vs. ORL, 3/5/24
FGM: 8 (2) vs. ORL, 3/5/24	8 (2) vs. ORL, 3/5/24
FGA: 15 vs. ORL, 3/5/24	15 vs. ORL, 3/5/24
3FGM: 3 at DET, 3/11/24	3 at DET, 3/11/24
3FGA: 7 at GSW, 2/23/24	7 at GSW, 2/23/24
FTM: 4 (3) vs. ORL, 3/5/24	4 (3) vs. ORL, 3/5/24
FTA: 5 vs. DEN, 1/31/24	5 vs. DEN, 1/31/24
OREB: 2 vs. ORL, 3/5/24	2 vs. ORL, 3/5/24
DREB: 4 (2) at DET, 3/11/24	4 (2) at DET, 3/11/24
REB: 5 (3) at DET, 3/11/24	5 (3) at DET, 3/11/24
AST: 10 vs. BKN, 3/9/24	10 vs. BKN, 3/9/24
STL: 2 (5) vs. ORL, 3/5/24	2 (5) vs. ORL, 3/5/24
TO: 5 vs. BKN, 3/9/24	5 vs. BKN, 3/9/24
BLK: 1 (3) at BKN, 1/5/24	1 (3) at BKN, 1/5/24
MIN: 36 at TOR, 3/3/24	36 at TOR, 3/3/24

#24	F/G	Brandon Miller	6-8/205	Years: R - Alabama	11/22/02	2023-24 HIGHS	CAREER-HIGHS										
	LAST 5 GAMES (* denotes game started)					PTS: 35 vs. IND, 2/4/24	35 vs. IND, 2/4/24										
	DATE	OPP	MIN	FG-A	3FG-A	FT-A	OFF	DEF	REB	AST	STL	BLK	TO	PF	PTS	FGM: 13 vs. LAL, 2/5/24	13 vs. LAL, 2/5/24
	3/3	@TOR*	37	11-21	4-8	0-1	3	7	10	3	0	1	2	1	26	FGA: 25 (2) vs. LAL, 2/5/24	25 (2) vs. LAL, 2/5/24
	3/5	ORL*	38	7-15	4-8	0-0	0	5	5	3	1	0	4	3	18	3FGM: 6 at PHX, 12/29/23	6 at PHX, 12/29/23
	3/8	@WAS*	30	8-19	2-7	3-3	1	5	6	0	0	1	1	4	21	3FGA: 12 vs. IND, 2/4/24	12 vs. IND, 2/4/24
	3/9	BKN*	36	10-21	2-10	1-2	0	7	7	3	0	1	2	2	23	FTM: 10 vs. IND, 2/4/24	10 vs. IND, 2/4/24
	3/11	@DET*	35	7-17	3-10	2-3	1	4	5	7	1	1	0	2	19	FTA: 12 vs. IND, 2/4/24	12 vs. IND, 2/4/24
CAREER NOTES: Selected by the Hornets with the second overall pick in the 2023 NBA Draft... signed a multiyear contract with the Hornets on July 2, 2023.						OREB: 4 (2) vs. BOS, 11/20/23	4 (2) vs. BOS, 11/20/23										
COLLEGE CAREER: 2022-23 (Alabama) - Tallied 18.8 points, 8.2 rebounds and 2.1 assists in 32.6 minutes per game across 37 contests						DREB: 7 (2) vs. BKN, 3/9/24	7 (2) vs. BKN, 3/9/24										
						REB: 10 at TOR, 3/3/24	10 at TOR, 3/3/24										
						AST: 7 at DET, 3/11/24	7 at DET, 3/11/24										
						STL: 4 (3) at GSW, 2/23/24	4 (3) at GSW, 2/23/24										
						TO: 5 (3) at POR, 2/25/24	5 (3) at POR, 2/25/24										
						BLK: 3 vs. ATL, 2/14/24	3 vs. ATL, 2/14/24										
						MIN: 41 vs. TOR, 2/7/24	41 vs. TOR, 2/7/24										

COLLEGE CAREER: 2022-23 (Alabama) - Tallied 18.8 points, 8.2 rebounds and 2.1 assists in 32.6 minutes per game across 37 contests (37 starts)... named AP First Team All-America, SEC Player of the Year and NABC Freshman of the Year... first player in conference history to win SEC Player of the Year, SEC Freshman of the Year and SEC Tournament MVP in the same season... led the SEC and ranked 13th nationally with 106 made 3s, the second-most in a season in Alabama history, and shot 38.4 percent from 3, the second-best mark in the conference... led the SEC with 18.8 PPG, which led all freshmen nationally... finished fourth in the SEC with 8.2 RPG... 10th in the conference in offensive rebounds (76), second in defensive rebounds (229) and 10th in blocks (32)... his 85.9 percent clip from the free-throw line ranked second in the conference... poured in a career-high 41 points in a win at South Carolina (Feb. 22)... recorded 36 points vs. No. 15 Gonzaga (Dec. 17)... posted 31 points, including a career-high-tying seven 3-pointers, in a win vs. LSU (Jan. 14)... notched nine double-doubles on the season... led Alabama to SEC regular-season and Tournament championships, the No. 1 ranking in the final AP poll and the No. 1 overall seed in the NCAA Tournament... led the Crimson Tide to the Sweet 16.


PERSONAL: Hometown is Antioch, Tenn.... consensus five-star recruit and McDonald's All-American out of Cane Ridge HS... 2021 and 2022 Tennessee Gatorade Player of the Year... father, Darrell, played football at Alabama.

#17	F	Aleksej Pokusevski	7-0/220	Years: 3 - Olympiacos	12/26/01	2023-24 HIGHS	CAREER-HIGHS																																																																																										
<div></div>						PTS: 7 vs. BKN, 3/9/24 FGM: 2 (2) vs. BKN, 3/9/24 FGA: 4 at DET, 3/11/24 3FGM: 1 (3) vs. BKN, 3/9/24 3FGA: 2 (2) vs. UTA, 12/11/23 FTM: 2 vs. BKN, 3/9/24 FTA: 2 (3) vs. BKN, 3/9/24 OREB: 2 at POR, 11/19/23 DREB: 2 (2) vs. BKN, 3/9/24 REB: 3 at POR, 11/19/23 AST: 4 at POR, 11/19/23 STL: 1 (2) vs. BKN, 3/9/24 TO: 2 vs. DEN, 10/29/23 BLK: 1 (3) at DET, 3/11/24 MIN: 14 vs. DEN, 10/29/23	29 vs. LAC, 5/16/21 10 vs. LAC, 5/16/21 20 at ORL, 3/20/22 7 vs. CHA, 4/7/21 11 vs. CHA, 4/7/21 5 (2) at DEN, 3/26/22 7 at SAS, 3/16/22 5 (2) vs. SAS, 11/30/22 12 (2) at CLE, 12/10/22 15 at MIA, 3/18/22 12 vs. PHX, 4/3/22 4 (2) vs. NOP, 12/23/22 7 vs. LAC, 5/16/21 6 at TOR, 4/18/21 41 (2) at POR, 3/28/22																																																																																										
<div><div>LAST 5 GAMES (* denotes game started)</div><table><tr><th>DATE</th><th>OPP</th><th>MIN</th><th>FG-A</th><th>3FG-A</th><th>FT-A</th><th>OFF</th><th>DEF</th><th>REB</th><th>AST</th><th>STL</th><th>BLK</th><th>TO</th><th>PF</th><th>PTS</th></tr><tr><td>3/3</td><td>@TOR</td><td>DNP</td><td>-</td><td>-</td><td>-</td><td>-</td><td>-</td><td>-</td><td>-</td><td>-</td><td>-</td><td>-</td><td>-</td><td>-</td></tr><tr><td>3/5</td><td>ORL</td><td>DNP</td><td>-</td><td>-</td><td>-</td><td>-</td><td>-</td><td>-</td><td>-</td><td>-</td><td>-</td><td>-</td><td>-</td><td>-</td></tr><tr><td>3/8</td><td>@WAS</td><td>DNP</td><td>-</td><td>-</td><td>-</td><td>-</td><td>-</td><td>-</td><td>-</td><td>-</td><td>-</td><td>-</td><td>-</td><td>-</td></tr><tr><td>3/9</td><td>BKN</td><td>8</td><td>2-2</td><td>1-1</td><td>2-2</td><td>0</td><td>2</td><td>2</td><td>0</td><td>1</td><td>1</td><td>1</td><td>0</td><td>7</td></tr><tr><td>3/11</td><td>@DET</td><td>11</td><td>1-4</td><td>0-0</td><td>0-0</td><td>1</td><td>0</td><td>1</td><td>2</td><td>0</td><td>1</td><td>0</td><td>0</td><td>2</td></tr></table></div>						DATE	OPP	MIN	FG-A	3FG-A	FT-A	OFF	DEF	REB	AST	STL	BLK	TO	PF	PTS	3/3	@TOR	DNP	-	-	-	-	-	-	-	-	-	-	-	-	3/5	ORL	DNP	-	-	-	-	-	-	-	-	-	-	-	-	3/8	@WAS	DNP	-	-	-	-	-	-	-	-	-	-	-	-	3/9	BKN	8	2-2	1-1	2-2	0	2	2	0	1	1	1	0	7	3/11	@DET	11	1-4	0-0	0-0	1	0	1	2	0	1	0	0	2		
DATE	OPP	MIN	FG-A	3FG-A	FT-A	OFF	DEF	REB	AST	STL	BLK	TO	PF	PTS																																																																																			
3/3	@TOR	DNP	-	-	-	-	-	-	-	-	-	-	-	-																																																																																			
3/5	ORL	DNP	-	-	-	-	-	-	-	-	-	-	-	-																																																																																			
3/8	@WAS	DNP	-	-	-	-	-	-	-	-	-	-	-	-																																																																																			
3/9	BKN	8	2-2	1-1	2-2	0	2	2	0	1	1	1	0	7																																																																																			
3/11	@DET	11	1-4	0-0	0-0	1	0	1	2	0	1	0	0	2																																																																																			
<div>CAREER NOTES: Selected by the Minnesota Timberwolves with the 17th overall pick in the 2020 NBA Draft.</div>																																																																																																	
<div>PRO CAREER: 2022-23 (Oklahoma City) - Appeared in 34 games (25 starts) before suffering a season-ending leg injury. Averaged</div>																																																																																																	

PRO CAREER: 2022-23 (Oklahoma City) - Appeared in 34 games (25 starts) before suffering a season-ending leg injury... averaged 8.1 points, 4.7 rebounds, 1.9 assists and a career-high 1.3 blocks per game... shot career highs from the field (43.4 percent) and from 3 (36.5 percent)... **2021-22 (Oklahoma City)** - Averaged 7.6 points, a career-high 5.2 rebounds and 2.1 assists in 61 games (12 starts)... **2020-21 (Oklahoma City)** - Posted career highs in points (8.2) and assists (2.2), in addition to collecting 4.7 rebounds across 45 outings (28 starts).

INTERNATIONAL CAREER: 2017-20 (Olympiacos) - Averaged 10.2 points, 6.4 rebounds, 2.5 assists, 1.4 steals and 1.8 blocks in 20.6 minutes per game across 39 outings (27 starts) with Olympiacos, Olympiacos B and Olympiacos UT8... became the youngest player in club history to play in the EuroLeague (17 years, 83 days).

PERSONAL: Hometown is Belgrade, Serbia... moved to Greece at age 13... participated in the Jordan Brand Classic in 2017 and the Basketball Without Borders camp in Belgrade in 2018... represents the Serbian national team... father, Sasa, is a former professional basketball player and coach.

#4	C	Nick Richards	7-0/260	Years: 3 - Kentucky	11/29/97	2023-24 HIGHS	CAREER-HIGHS																																																																																												
<div></div> <div>LAST 5 GAMES (* denotes game started)<table><tr><th>DATE</th><th>OPP</th><th>MIN</th><th>FG-A</th><th>3FG-A</th><th>FT-A</th><th>OFF</th><th>DEF</th><th>REB</th><th>AST</th><th>STL</th><th>BLK</th><th>TO</th><th>PF</th><th>PTS</th></tr><tr><td>3/3</td><td>@TOR</td><td>DNP</td><td>-</td><td>-</td><td>-</td><td>-</td><td>-</td><td>-</td><td>-</td><td>-</td><td>-</td><td>-</td><td>-</td><td>-</td></tr><tr><td>3/5</td><td>ORL*</td><td>27</td><td>1-2</td><td>0-0</td><td>0-0</td><td>0</td><td>4</td><td>4</td><td>0</td><td>0</td><td>1</td><td>2</td><td>2</td><td>2</td></tr><tr><td>3/8</td><td>@WAS*</td><td>30</td><td>5-6</td><td>0-0</td><td>0-0</td><td>5</td><td>8</td><td>13</td><td>0</td><td>2</td><td>1</td><td>2</td><td>3</td><td>10</td></tr><tr><td>3/9</td><td>BKN*</td><td>31</td><td>6-10</td><td>0-0</td><td>3-3</td><td>5</td><td>6</td><td>11</td><td>0</td><td>1</td><td>1</td><td>1</td><td>3</td><td>15</td></tr><tr><td>3/11</td><td>@DET*</td><td>36</td><td>5-7</td><td>0-0</td><td>0-2</td><td>4</td><td>9</td><td>13</td><td>2</td><td>0</td><td>0</td><td>1</td><td>1</td><td>10</td></tr></table></div>						DATE	OPP	MIN	FG-A	3FG-A	FT-A	OFF	DEF	REB	AST	STL	BLK	TO	PF	PTS	3/3	@TOR	DNP	-	-	-	-	-	-	-	-	-	-	-	-	3/5	ORL*	27	1-2	0-0	0-0	0	4	4	0	0	1	2	2	2	3/8	@WAS*	30	5-6	0-0	0-0	5	8	13	0	2	1	2	3	10	3/9	BKN*	31	6-10	0-0	3-3	5	6	11	0	1	1	1	3	15	3/11	@DET*	36	5-7	0-0	0-2	4	9	13	2	0	0	1	1	10	PTS: 26 vs. UTA, 1/27/24 FGM: 10 vs. UTA, 1/27/24 FGA: 13 at DET, 1/24/24 3FGM: 3FGA: 1 vs. MIL, 2/29/24 FTM: 8 vs. HOU, 1/26/24 FTA: 11 vs. HOU, 1/26/24 OREB: 7 vs. UTA, 1/27/24 DREB: 11 vs. MIA, 11/14/23 REB: 15 vs. DEN, 12/23/23 AST: 3 (4) at UTA, 2/22/24 STL: 2 (3) at WAS, 3/8/24 TO: 5 vs. IND, 2/4/24 BLK: 4 (3) vs. UTA, 1/27/24 MIN: 40 at MIA, 12/13/23		26 vs. UTA, 1/27/24 10 vs. UTA, 1/27/24 13 (2) at DET, 1/24/24 1 vs. CHI, 3/31/23 1 (3) vs. MIL, 2/29/24 8 vs. HOU, 1/26/24 11 vs. HOU, 1/26/24 8 (2) vs. ATL, 12/16/22 11 (5) vs. MIA, 11/14/23 17 vs. IND, 3/20/23 4 vs. CLE, 3/12/23 3 at SAC, 11/5/21 5 vs. IND, 2/4/24 5 (2) vs. UTA, 3/11/23 40 at MIA, 12/13/23	
DATE	OPP	MIN	FG-A	3FG-A	FT-A	OFF	DEF	REB	AST	STL	BLK	TO	PF	PTS																																																																																					
3/3	@TOR	DNP	-	-	-	-	-	-	-	-	-	-	-	-																																																																																					
3/5	ORL*	27	1-2	0-0	0-0	0	4	4	0	0	1	2	2	2																																																																																					
3/8	@WAS*	30	5-6	0-0	0-0	5	8	13	0	2	1	2	3	10																																																																																					
3/9	BKN*	31	6-10	0-0	3-3	5	6	11	0	1	1	1	3	15																																																																																					
3/11	@DET*	36	5-7	0-0	0-2	4	9	13	2	0	0	1	1	10																																																																																					
<p>PRO CAREER: 2022-23 (Charlotte) - Averaged career highs with 8.2 points, 6.4 rebounds and 1.1 blocks per game... appeared in 65 games with nine starts, logging 18.7 minutes per contest... tied for third in the NBA with nine double-doubles off the bench... became the third Horner ever to record three straight double-doubles off the bench (Nov. 18-23)... tied his career high with 11 defensive rebounds in three straight games from March 20-24... Top Single-Game Performances: Recorded 14 points and a career-best 17 rebounds in a</p>																																																																																																			

COLLEGE CAREER: 2017-20 (Kentucky) - Averaged 7.3 ppg (.629 FG%, .728 FT%), 5.0 rpg, 1.4 bpg and 18.2 mpg in 105 career games (70 starts)... **2019-20** - Earned All-SEC First Team honors... Named to the SEC All-Defense team... Averaged 14.0 ppg (.644 FG%, .752 FT%), 7.8 rpg, 2.1 bpg and 29.6 mpg in 31 games (30 starts)... **2018-19** - Averaged 4.0 ppg (.598 FG%, .690 FT%), 3.3 rpg, 1.3 bpg and 12.1 mpg in 37 games (3 starts)... **2017-18** - Averaged 5.1 points (.616 FG%, .718 FT%), 4.4 rpg and 14.7 mpg in 37 games.

PERSONAL: Hometown is Kingston, Jamaica ... One of eight Jamaican born players in NBA history... He is just one of six players born in Jamaica to be selected in the NBA Draft ... Son of Marion Tenn ... Named a 2017 McDonald's All-American ... Played for Team World at the 2017 Jordan Brand Classic and 2017 Nike Hoop Summit.

#8 G Nick Smith Jr. 6-3/185 Years: R - Arkansas 04/18/04



LAST 5 GAMES (* denotes game started)

DATE	OPP	MIN	FG-A	3FG-A	FT-A	OFF	DEF	REB	AST	STL	BLK	TO	PF	PTS
3/3	@TOR	DNP	G League Assignment											
3/5	ORL	DNP	Coach's Decision											
3/8	@WAS	16	0-6	0-2	0-0	0	1	1	2	0	0	0	2	0
3/9	BKN	17	2-4	0-1	0-0	1	0	1	3	1	0	0	3	4
3/11	@DET	15	0-4	0-2	0-0	0	2	2	1	0	0	1	2	0

2023-24 HIGHS	CAREER-HIGHS
PTS: 19 vs. DEN, 12/23/23	19 vs. DEN, 12/23/23
FGM: 6 (2) vs. CHI, 1/8/24	6 (2) vs. CHI, 1/8/24
FGA: 15 (2) vs. SAC, 1/10/24	15 (2) vs. SAC, 1/10/24
3FGM: 5 vs. DEN, 12/23/23	5 vs. DEN, 12/23/23
3FGA: 8 (2) at MIL, 2/9/24	8 (2) at MIL, 2/9/24
FTM: 7 at MIL, 2/9/24	7 at MIL, 2/9/24
FTA: 8 at MIL, 2/9/24	8 at MIL, 2/9/24
OREB: 2 (4) at NOP, 1/17/24	2 (4) at NOP, 1/17/24
DREB: 4 at SAS, 1/12/24	4 at SAS, 1/12/24
REB: 6 at SAS, 1/12/24	6 at SAS, 1/12/24
AST: 5 at SAS, 1/12/24	5 at SAS, 1/12/24
STL: 2 vs. IND, 2/4/24	2 vs. IND, 2/4/24
TO: 3 (2) vs. HOU, 1/26/24	3 vs. CHI, 1/8/24
BLK: 2 at SAC, 1/2/24	2 at SAC, 1/2/24
MIN: 32 vs. CHI, 1/8/24	32 vs. CHI, 1/8/24

CAREER NOTES: Selected by the Hornets with the 27th overall pick in the 2023 NBA Draft... signed a multiyear contract with the Hornets on July 3, 2023.

COLLEGE CAREER: 2022-23 (Arkansas) - Averaged 12.5 PPG, 1.6 RPG and 1.7 APG in 25.8 MPG across 17 contests (14 starts)... limited by right knee management throughout the year... helped Razorbacks reach Sweet 16... posted career highs with 26 points and five 3-pointers vs. Georgia... delivered 25 points, career-high six assists and career-best four steals vs. Kentucky (March 4)... tallied five 20-point outings.

PERSONAL: Consensus top-three recruit in the country out of North Little Rock High School... collected 2021-22 USA Today National High School Player of the Year and Arkansas Player of the Year honors, in addition to winning the state championship as a senior... named co-MVP of the 2022 Jordan Brand Classic and participated in the 2022 Nike Hoop Summit.

#21 F JT Thor 6-9/215 Years: 2 - Auburn 08/26/02



LAST 5 GAMES (* denotes game started)

DATE	OPP	MIN	FG-A	3FG-A	FT-A	OFF	DEF	REB	AST	STL	BLK	TO	PF	PTS
3/3	@TOR	8	1-3	0-2	0-0	1	2	3	0	0	1	0	0	2
3/5	ORL	DNP	Coach's Decision											
3/8	@WAS	11	2-2	2-2	0-0	0	2	2	1	0	1	1	1	6
3/9	BKN	13	2-2	1-1	0-0	0	1	1	0	0	0	0	1	5
3/11	@DET	12	1-4	0-2	0-0	0	2	2	1	0	0	1	2	0

2023-24 HIGHS	CAREER-HIGHS
PTS: 9 vs. CHI, 1/8/24	14 at OKC, 3/28/23
FGM: 4 vs. CHI, 1/8/24	6 at OKC, 3/28/23
FGA: 12 vs. CHI, 1/8/24	12 (2) vs. CHI, 1/8/24
3FGM: 2 (4) at WAS, 3/8/24	3 (2) vs. TOR, 4/4/23
3FGA: 5 at NYK, 11/12/23	6 (4) at CLE, 4/9/23
FTM: 2 (2) vs. HOU, 1/26/24	4 vs. HOU, 4/7/23
FTA: 2 (6) vs. NYK, 1/29/24	4 (2) vs. HOU, 4/7/23
OREB: 6 vs. CHI, 1/8/24	6 vs. CHI, 1/8/24
DREB: 5 at HOU, 11/1/23	7 vs. TOR, 4/4/23
REB: 8 vs. CHI, 1/8/24	8 (2) vs. CHI, 1/8/24
AST: 3 vs. BKN, 10/30/23	4 at OKC, 3/28/23
STL: 3 at HOU, 11/1/23	3 (3) at HOU, 11/1/23
TO: 2 at MIN, 1/22/24	4 (2) vs. CHI, 3/31/23
BLK: 2 (3) at MIN, 1/22/24	3 vs. PHX, 1/2/22
MIN: 28 vs. MIA, 11/14/23	36 at OKC, 3/28/23

PRO CAREER - 2022-23 (Charlotte): Appeared in 69 games with eight starts, averaging 3.8 points and 2.2 rebounds in 14.0 minutes per game... finished the season having made a 3-pointer in 14 straight games, the longest streak of his career... **Top Single-Game Performances:** Posted career highs with 14 points, six field goals made, four assists and 36 minutes played in a win at Oklahoma City (March 28)... drained a career-high three 3-pointers vs. Toronto (April 4) and vs. Dallas (March 26)... notched 12 points, a career-high-tying three steals and a season-high-tying two blocks in a win at Dallas (March 24), the first multi-steal, multi-block game of his career... earned the first start of his NBA career in a win vs. Miami (Feb. 25)... **2021-22 (Charlotte)** - Averaged 2.0 points (.436 FG%, .269 3pt%, .600 FT%) and 1.3 rebounds in 7.9 minutes per game in 33 games (0 starts)... Totaled eight points, two rebounds and two assists vs. Philadelphia on Dec. 6... Finished with seven points, four boards and three assists while adding two blocks in a win vs. Sacramento on Dec. 10... **2021-22 (Greensboro):** Averaged 12.1 points (.480 FG%, .306 3pt%, .640 FT%), 5.8 rebounds and 1.0 blocks in 27.1 minutes per game in 17 games (16 starts) with the Greensboro Swarm during the Showcase Cup and regular season... Scored in double figures in nine games, including two games with 20+ points and one game with 30+ points... Grabbed 10+ rebounds in four games... Recorded three double-doubles... Posted 34 points and 12 rebounds vs. Birmingham on Nov. 5... Notched 19 points, 12 rebounds and two blocks vs. Capital City on Jan. 15.

COLLEGE CAREER: 2020-21 (Auburn) - Appeared in 27 games (27 starts) for the Tigers, averaging 9.4 points, 5.0 rebounds and 1.4 blocks in 23.0 minutes per game in the lone season of his college career.

PERSONAL: Born in Nebraska, grew up in Anchorage, Alaska... Full name is Jokhow Thor... Didn't start playing basketball until seventh grade.

#2 F Grant Williams 6-6/235 Years: 4 - Tennessee 11/30/98



LAST 5 GAMES (* denotes game started)

DATE	OPP	MIN	FG-A	3FG-A	FT-A	OFF	DEF	REB	AST	STL	BLK	TO	PF	PTS
3/3	@TOR*	40	6-13	0-3	6-7	6	7	13	5	1	1	6	5	18
3/5	ORL	33	2-4	0-1	5-5	0	2	2	3	0	0	3	5	9
3/8	@WAS*	38	2-10	1-5	0-3	3	1	4	5	1	1	0	3	5
3/9	BKN*	38	4-6	1-1	0-0	0	5	5	2	3	0	3	3	9
3/11	@DET*	32	6-13	2-5	8-9	0	4	4	2	2	0	5	5	22

2023-24 HIGHS	CAREER-HIGHS
PTS: 27 vs. SAC, 1/27/24	27 vs. SAC, 1/27/24
FGM: 9 vs. SAC, 1/27/24	9 vs. SAC, 1/27/24
FGA: 16 (3) at UTA, 2/22/24	16 (3) at UTA, 2/22/24
3FGM: 7 (2) vs. SAC, 1/27/24	7 (3) vs. SAC, 1/27/24
3FGA: 11 at UTA, 2/22/24	12 at UTA, 3/18/23
FTM: 8 at DET, 3/11/24	8 at DET, 3/11/24
FTA: 9 at DET, 3/11/24	9 at DET, 3/11/24
OREB: 6 at TOR, 3/3/24	6 (2) at TOR, 3/3/24
DREB: 8 vs. MEM, 2/10/24	9 (2) vs. LAL, 1/28/23
REB: 13 at TOR, 3/3/24	13 at TOR, 3/3/24
AST: 7 (2) vs. NOP, 1/15/24	7 (2) vs. NOP, 1/15/24
STL: 3 (3) vs. BKN, 3/9/24	3 (5) vs. BKN, 3/9/24
TO: 6 at TOR, 3/3/24	6 at TOR, 3/3/24
BLK: 3 at PHX, 12/25/23	3 (6) at PHX, 12/25/23
MIN: 40 (2) at TOR, 3/3/24	48 at MIL, 2/14/23

CAREER NOTES: Selected in the first round (22nd overall) of the 2019 NBA Draft by the Boston Celtics... holds career averages of 6.4 points, 3.5 rebounds and 1.3 assists across 335 appearances... has appeared in 61 playoff games with five starts, recording 5.7 points and 2.6 rebounds in 18.8 minutes per game... serves as VP of the NBPA.

PRO CAREER: **2022-23 (Boston)** – Recorded career highs in PPG (8.1), RPG (4.6) and APG (1.7)... helped Boston reach the Eastern Conference Finals... notched 5.1 points, 2.2 rebounds and 1.2 assists in 15 playoff games... **2021-22 (Boston)** – Notched 7.8 PPG, 3.6 RPG and 1.0 APG while shooting a career-best 47.5 percent from the field, a career-high 41.1 percent from 3 and a personal-best 90.5 percent from the free-throw line... helped the Celtics reach the NBA Finals... tallied 8.6 PPG and 3.8 RPG in 24 playoff games... **2020-21 (Boston)** – Recorded 4.7 PPG, 2.8 RPG and 1.0 APG across 63 outings (nine starts)... recorded five playoff appearances, averaging 3.4 points and 2.0 rebounds per game... **2019-20 (Boston)** – Contributed 3.4 PPG, 2.6 RPG and 1.0 APG in 69 contests (five starts)... logged 17 playoff appearances, tallying 2.8 points and 1.5 rebounds per night.

COLLEGE CAREER: **2016-19 (Tennessee)** - Appeared in 104 games across three seasons for the Volunteers... averaged 15.7 points, 6.5 rebounds and 2.1 assists per game... led the SEC in scoring with 18.8 PPG in 2018-19... two-time SEC Player of the Year.

PERSONAL: Born in Houston, Texas... Son of Gilbert and Teresa Williams... Chose to attend Tennessee over Harvard and Yale.

#5 C Mark Williams 7-0/260 Years: 1 - Duke 12/16/01



LAST 5 GAMES (* denotes game started)

DATE	OPP	MIN	FG-A	3FG-A	FT-A	OFF	DEF	REB	AST	STL	BLK	TO	PF	PTS
3/3	@TOR	DNP	DNP - Low Back Injury Recovery											
3/5	ORL	DNP	DNP - Low Back Injury Recovery											
3/8	@WAS	DNP	DNP - Low Back Injury Recovery											
3/9	BKN	DNP	DNP - Low Back Injury Recovery											
3/11	@DET	DNP	DNP - Low Back Injury Recovery											

2023-24 HIGHS	CAREER-HIGHS
PTS: 27 at IND, 11/4/23	27 at IND, 11/4/23
FGM: 10 at WAS, 11/10/23	10 at WAS, 11/10/23
FGA: 21 at WAS, 11/10/23	21 at WAS, 11/10/23
3FGM:	
3FGA:	
FTM: 9 at IND, 11/4/23	9 at IND, 11/4/23
FTA: 9 at IND, 11/4/23	9 at IND, 11/4/23
OREB: 15 at WAS, 11/10/23	15 at WAS, 11/10/23
DREB: 11 vs. ATL, 10/25/23	13 vs. MIA, 2/25/23
REB: 24 at WAS, 11/10/23	24 at WAS, 11/10/23
AST: 4 vs. NYK, 11/18/23	4 vs. NYK, 11/18/23
STL: 3 vs. ATL, 10/25/23	3 (2) vs. ATL, 10/25/23
TO: 3 at IND, 11/4/23	4 vs. BKN, 12/31/22
BLK: 3 (3) at BKN, 11/30/23	5 at HOU, 1/18/23
MIN: 35 vs. WAS, 11/22/23	35 (2) vs. WAS, 11/22/23

PRO CAREER: **2022-23 (Charlotte)** – Appeared in 43 games (17 starts), posting 9.0 points, 7.1 rebounds and 1.0 blocks in 19.3 minutes per game... one of 10 rookies since 1999-2000 to record a 20-point game, a 20-rebound game and a five-block game in a season (Gorgui Dieng, John Henson, Al Horford, Dwight Howard, DeAndre Jordan, Walker Kessler, Brook Lopez, Amar'e Stoudemire and Karl-Anthony Towns)... tallied 10 double-doubles, the sixth-most in a season by any Hornets rookie... became the first Hornets rookie since Emeka Okafor in 2005 to record three straight points-rebounds double-doubles... Top Single-Game Performances: Notched a career-high 22 points on 9-of-10 shooting, 10 rebounds and two blocks in a win at Cleveland (April 9), becoming the sixth rookie in NBA history to record at least 20 points on 90 percent shooting, 10 rebounds and two blocks in a game (Jordan, Kessler, Joe Meriweather, Hakeem Olajuwon and Robert Parish)... posted 15 points and 16 rebounds in a win vs. Dallas (March 26) to become the fifth rookie in franchise history with multiple 15-15 games in a season (Larry Johnson, Alonzo Mourning, Emeka Okafor and JR Reid)... tallied 15 points and 11 rebounds in a win at Detroit (Feb. 28)... erupted for career highs in points (18), rebounds (20), offensive rebounds (seven) and defensive rebounds (13) in just 29 minutes played in a win vs. Miami (Feb. 25), becoming the third rookie ever to record at least 15 points and 20 rebounds in fewer than 30 minutes played (Mourning, Bill Russell); became the fourth Hornets rookie ever to grab 20 rebounds in a game (Johnson, Mourning, Reid)... swatted a career-high five blocks in a win at Houston (Jan. 18), while adding 17 points on 8-of-10 shooting in just 19 minutes played, becoming the second player since 1973-74 (the first year blocks were tracked) to record 15 points on 80 percent shooting and five blocks in fewer than 20 minutes (Kareem Abdul-Jabbar)... posted 17 points on 100 percent shooting, 13 rebounds, two assists, two steals and two blocks in 21 minutes played in a win vs. Oklahoma City (Dec. 29); became the first rookie and fifth player ever to tally 15 points, 100 percent shooting, 10 rebounds, two assists, two steals and two blocks in a game (Draymond Green, Bobby Jones, Lamar Odom and Robert Williams), and he was the first to do so in fewer than 25 minutes played.

COLLEGE CAREER: **2020-22 (Duke)** - Appeared in 62 games (54 starts) in two seasons at Duke, averaging 9.7 points (70.4 FG%, 66.1 FT%), 6.3 rebounds and 2.3 blocks in 20.5 minutes per game for his career... **2021-22** - appeared in 39 games (39 starts) as a sophomore, averaging 11.2 points (72.1 FG%, 72.7 FT%), 7.4 rebounds and 2.8 blocks in 23.6 minutes per game... named the ACC Defensive Player of the Year, in addition to earning a spot on the All-ACC Third Team... earned All-ACC Tournament honors in 2021 and All-NCAA Tournament honors in 2022... led the nation in true shooting percentage (72.6)... led the ACC in blocks per game (2.8), total blocks (110) and player efficiency rating (33.1)... his 110 blocks as a sophomore were the fourth-most in a season in program history... his 72.1 percent clip from the field in 2021-22 was the second-highest in Duke history... was the only player in the country to shoot 70.0 percent from the field and 79.0 percent from the free-throw line last season (min. 100 FGM)... two-time All-ACC Academic selection... finalist for the Naismith Defensive Player of the Year... shot 80.6 percent (29-of-36) from the field in the 2022 NCAA Tournament, a Duke record (min. 25 FGM)... **2020-21** - appeared in 23 games (15 starts) as a freshman, averaging 7.1 points (66.4 FG%, 53.7 FT%), 4.5 rebounds and 1.4 blocks in 15.2 minutes per game.

PERSONAL: Full name is Mark Oluwafemi Williams... Born on Dec. 16, 2001 in Norfolk, Virginia... Son of Margaret Williams and Dr. Alex Williams... Has two sisters... His older sister, Elizabeth, played for Duke from 2011-15 and was selected fourth overall in the 2015 WNBA Draft.

2023-24 HORNETS STARTING LINEUPS

HORNETS STARTING LINEUPS: 30 starting lineups in the 2023-24 regular season

Lineup (SF, PF, C, SG, PG)	Record (WinPercentage)	Lineup (SF, PF, C, SG, PG)	Record (WinPercentage)
Hayward, Washington Jr., Williams, Rozier, Ball	2-3 (.400)	Martin, Bridges, Richards, Miller, Smith	0-1 (.000)
Hayward, Washington Jr., Williams, Miller, Ball	1-5 (.167)	Washington Jr., Bridges, Richards, Miller, Martin	0-1 (.000)
Washington Jr., Thor, Williams, Maledon, Ball	0-1 (.000)	McGowens, Bridges, Richards, Miller, Martin	0-2 (.000)
Hayward, Bridges, Williams, Miller, Ball	2-0 (1.000)	Black, Bridges, Richards, Miller, Smith	0-1 (.000)
Hayward, Bridges, Williams, Rozier, Ball	0-1 (.000)	Black, Bridges, Richards, Miller, Martin	0-2 (.000)
Hayward, Bridges, Williams, Miller, Rozier	1-2 (.333)	Miller, Bridges, Richards, Mann, Martin	5-3 (.625)
Hayward, Bridges, Williams, McGowens, Rozier	1-0 (1.000)	Curry, Bridges, Richards, Mann, Martin	0-1 (.000)
Hayward, Bridges, Richards, Miller, Rozier	0-5 (.000)	Miller, Bridges, G. Williams, Mann, Micic	0-1 (.000)
McGowens, Bridges, Richards, Miller, Rozier	0-5 (.000)	Miller, Bridges, Richards, Mann, Micic	0-1 (.000)
McGowens, Washington Jr., Richards, Miller, Rozier	0-1 (.000)	Bridges, G. Williams, Richards, Miller, Micic	1-2 (.333)
Hayward, Bridges, Richards, Miller, Smith	0-1 (.000)		
Hayward, Bridges, Richards, McGowens, Rozier	0-1 (.000)		
McGowens, Bridges, Richards, Miller, Smith	0-2 (.000)		
McGowens, Bridges, Richards, Martin, Rozier	1-0 (1.000)		
Martin, Bridges, Richards, Miller, Rozier	0-1 (.000)		
Miller, Bridges, Richards, Rozier, Ball	0-1 (.000)		
Martin, Bridges, Richards, Rozier, Ball	0-2 (.000)		
Miller, Bridges, Washington Jr., Rozier, Ball	2-0 (1.000)		
Martin, Bridges, Washington Jr., Miller, Rozier	0-1 (.000)		
Martin, Bridges, Richards, Miller, Ball	0-2 (.000)		

2023-24 HORNETS PLAYERS GAMES MISSED DUE TO INJURY/ILLNESS

Player	Games Missed	Reason	Date	W-L
LaMelo Ball	20	R Ankle Sprain	Nov. 28 - Jan. 10	3-17
	1	R Ankle Soreness	Jan. 20	0-1
	2	R Ankle Soreness	Jan. 27 - Jan. 29	0-2
	20	R Ankle Tendinopathy	Jan. 31 - current	6-14
Davis Bertans	2	L Knee Hyperextension	Feb. 23 - Feb. 25	1-1
James Bouknight	15	L Knee Surgery	Oct. 25 - Nov. 28	5-10
Seth Curry	1	R Hip Soreness	Feb. 25	1-0
	5	R Ankle Sprain	March 3 - current	1-4
Gordon Hayward	1	R Hamstring Strain	Nov. 14	0-1
	2	Stomach Virus	Dec. 16 - Dec. 18	0-2
	22	L Calf Strain	Dec. 28 - Feb. 7	3-19
Tre Mann	3	L Groin Strain	March 8 - current	1-2
Cody Martin	26	L Knee Injury Recovery	Oct. 25 - Dec. 20	7-19
	5	Bilateral Groin Strain	Jan. 8 - Jan. 12	0-3
	1	R Knee Contusion	Jan. 22	1-0
	2	R Knee Contusion	Feb. 4 - Feb. 5	0-2
	5	L Ankle Sprain	March 3 - current	1-4
Bryce McGowens	1	L Ankle Sprain	Oct. 25	1-0
	2	L Hip Flexor Strain	Jan. 17 - Jan. 19	1-1
	2	R Knee Swelling	March 9 - current	1-1
Brandon Miller	1	L Ankle Sprain	Nov. 14	0-1
	1	L Ankle Sprain	Nov. 30	1-0
	1	R Ankle Sprain	Dec. 26	0-1
	1	L Hip Contusion	Jan. 2	1-0
	2	Low Back Contusion	Jan. 14 - Jan. 17	0-2
	1	Low Back Contusion	March 1	0-1
Frank Ntilikina	37	L Tibia Non-Displaced Fracture	Oct. 25 - Jan. 14	8-29
	1	L Hip Discomfort	Jan. 27	0-1
	3	R Hip Impingement	Feb. 4 - Feb. 7	0-3
Nick Richards	6	Concussion Protocol	Nov. 18 - Nov. 30	3-3
	3	R Ankle Sprain	Jan. 19	2-1
	1	R Plantar Fascia Discomfort	March 3	0-1
Terry Rozier	9	L Groin Strain	Nov. 5 - Nov. 22	3-6
	1	R Knee Soreness	Dec. 23	0-1
	1	Illness	Jan. 1	0-1
Nick Smith Jr.	2	R Foot Sprain	Dec. 8	1-1
P.J. Washington Jr.	1	R Foot Discomfort	Nov. 22	1-0
	2	L Shoulder/Bicep Tendinitis	Dec. 15 - Dec. 16	0-2
	3	R Foot Sprain	Jan. 8 - Jan. 12	0-3
Mark Williams	1	Low Back Contusion	Dec. 6	0-1
	13	Low Back Contusion	Dec. 11 - Jan. 5	1-12
	32	Low Back Injury Recovery	Jan. 8 - current	8-24

Games Missed 259 (*does not account for games missed due to Coach's Decision, Two-Way Contracts and G League Assignments)

2023-24 HORNETS INACTIVE LIST

DATE	OPP.	PLAYERS	DATE	OPP.	PLAYERS
10/25	ATL	Bouknight, Bridges, Martin, McGowens, Ntilikina, Smith	1/24	@DET	Bailey, Hayward, Lowry, Williams
10/27	DET	Bouknight, Bridges, Martin, Ntilikina, Smith	1/26	HOU	Bailey, Hayward, Lowry, Williams
10/30	BKN	Bouknight, Bridges, Martin, Ntilikina, Smith	1/27	UTA	Bailey, Ball, Hayward, Lowry, Ntilikina, Williams
11/1	@HOU	Bouknight, Bridges, Martin, Ntilikina, Smith	1/29	NYK	Bailey, Ball, Hayward, Lowry, Williams
11/4	@IND	Bouknight, Bridges, Martin, Ntilikina	1/31	CHI	Bailey, Ball, Hayward, Lowry, Williams
11/5	@DAL	Bouknight, Bridges, Martin, Ntilikina, Rozier	2/2	@OKC	Bailey, Ball, Hayward, Lowry, Williams
11/8	WAS	Bouknight, Bridges, Martin, Ntilikina, Rozier	2/4	IND	Bailey, Ball, Hayward, Lowry, Martin, Ntilikina, Williams
11/10	@WAS	Bouknight, Bridges, Martin, Ntilikina, Rozier	2/5	LAL	Bailey, Ball, Hayward, Lowry, Martin, Ntilikina, Williams
11/12	@NYK	Bouknight, Bridges, Martin, Ntilikina, Rozier	2/7	TOR	Bailey, Ball, Hayward, Lowry, Ntilikina, Williams
11/14	MIA	Bouknight, Bridges, Hayward, Martin, Miller, Ntilikina, Rozier	2/9	@MIL	Ball, Bertans, Curry, Lowry, Mann, Micic, G. Williams, M. Williams
11/17	MIL	Bailey, Black, Bouknight, Martin, Ntilikina, Rozier	2/10	MEM	Ball, Lowry, M. Williams
11/18	NYK	Bailey, Black, Bouknight, Martin, Ntilikina, Richards, Rozier	2/12	IND	Bailey, Ball, Black, Smith Jr., M. Williams
11/20	BOS	Bailey, Black, Bouknight, Martin, Ntilikina, Richards, Rozier	2/14	ATL	Bailey, Ball, Black, Mensah, M. Williams
11/22	WAS	Bailey, Black, Bouknight, Martin, Ntilikina, Richards, Rozier, Washington Jr.	2/22	@UTA	Bailey, Ball, Black, Mensah, Smith Jr., M. Williams
11/26	@ORL	Bailey, Bouknight, Martin, Ntilikina, Richards	2/23	@GSW	Bailey, Ball, Bertans, Black, Mensah, Smith Jr., M. Williams
11/28	@NYK	Bailey, Ball, Martin, Ntilikina, Richards	2/25	@POR	Bailey, Ball, Bertans, Black, Curry, Mensah, Smith Jr., M. Williams
11/30	@BKN	Bailey, Ball, Martin, Miller, Ntilikina, Richards	2/27	@MIL	Bailey, Ball, Black, Mensah, Smith Jr., M. Williams
12/2	MIN	Bailey, Ball, Martin, Ntilikina	2/29	MIL	Bailey, Ball, Black, Mensah, M. Williams
12/6	@CHI	Bailey, Ball, Martin, Ntilikina, Williams	3/1	@PHI	Bailey, Ball, Black, Mensah, Miller, Pokusevski, Smith Jr., M. Williams
12/8	TOR	Bailey, Ball, Martin, Ntilikina, Smith Jr.	3/3	@TOR	Ball, Curry, Martin, Pokusevski, Richards, Smith Jr., M. Williams
12/11	MIA	Bailey, Ball, Martin, Ntilikina, Smith Jr., Williams	3/5	ORL	Bailey, Ball, Black, Curry, Martin, M. Williams
12/13	@MIA	Bailey, Ball, Black, Martin, Ntilikina, Smith Jr., Williams	3/8	@WAS	Bailey, Ball, Black, Curry, Mann, Martin, Pokusevski, M. Williams
12/15	NOP	Bailey, Ball, Martin, Ntilikina, Washington Jr., Williams	3/9	BKN	Ball, Curry, Mann, Martin, McGowens, M. Williams
12/16	PHI	Ball, Hayward, Martin, Ntilikina, Washington Jr., Williams	3/11	@DET	Ball, Black, Bolden, Curry, Mann, Martin, McGowens, M. Williams
12/18	@TOR	Bailey, Ball, Hayward, Martin, Ntilikina, Williams			
12/20	@IND	Bailey, Ball, Martin, Ntilikina, Williams			
12/23	DEN	Ball, Ntilikina, Rozier, Williams			
12/26	@LAC	Bailey, Ball, Black, Miller, Ntilikina, Williams			
12/28	@LAL	Bailey, Ball, Black, Hayward, Ntilikina, Williams			
12/29	@PHX	Bailey, Ball, Black, Hayward, Ntilikina, Williams			
1/1	@DEN	Bailey, Ball, Black, Hayward, Ntilikina, Rozier, Williams			
1/2	@SAC	Bailey, Ball, Black, Hayward, Miller, Ntilikina, Williams			
1/5	@CHI	Bailey, Ball, Black, Hayward, Ntilikina, Williams			
1/8	CHI	Bailey, Ball, Hayward, Martin, Ntilikina, Washington Jr., Williams			
1/10	SAC	Bailey, Ball, Hayward, Martin, Ntilikina, Washington Jr., Williams			
1/12	@SAS	Bailey, Hayward, Martin, Ntilikina, Washington Jr., Williams			
1/14	@MIA	Bailey, Hayward, Miller, Ntilikina, Williams			
1/17	@NOP	Bailey, Hayward, McGowens, Miller, Williams			
1/19	SAS	Bailey, Hayward, McGowens, Richards, Williams			
1/20	PHI	Bailey, Ball, Hayward, Richards, Williams			
1/22	@MIN	Bailey, Hayward, Martin, Richards, Williams			
1/24	@DET	Bailey, Hayward, Lowry, Williams			
1/26	HOU	Bailey, Hayward, Lowry, Williams			
1/27	UTA	Bailey, Ball, Hayward, Lowry, Ntilikina, Williams			
1/29	NYK	Bailey, Ball, Hayward, Lowry, Williams			
1/31	CHI	Bailey, Ball, Hayward, Lowry, Williams			

2023-24 COACH'S CHALLENGES

Hornets Challenges: 21-13 (.618)

Play	Call Confirmed/Overtaken	Date
Out of bounds off the Hornets	Overtaken	10/25 vs. ATL
Goaltending by P.J. Washington Jr.	Overtaken	10/27 vs. DET
Foul on P.J. Washington Jr.	Confirmed	10/30 vs. BKN
Block on Brandon Miller	Confirmed	11/4 at IND
Goaltending on Nick Richards	Confirmed	11/5 at DAL
Foul on Brandon Miller	Confirmed	11/18 vs. NYK
Foul on Gordon Hayward	Overtaken	11/20 vs. BOS
Foul on Bryce McGowens	Overtaken	11/22 vs. WAS
Goaltending on P.J. Washington Jr.	Overtaken	11/28 at NYK
Foul on Mark Williams	Overtaken	11/30 at BKN
Foul on Miles Bridges	Overtaken	12/6 at CHI
Foul on Gordon Hayward	Overtaken	12/8 vs. TOR
Foul on Terry Rozier	Confirmed	12/8 vs. TOR
Out of bounds off the Hornets	Confirmed	12/11 vs. MIA
Out of bounds off the Hornets	Overtaken	12/15 vs. NOP
Foul on Ish Smith	Confirmed	12/23 vs. DEN
Foul on Miles Bridges	Overtaken	12/26 at LAC
Foul on Nick Smith Jr.	Overtaken	1/2 at SAC
Foul on Nathan Mensah	Confirmed	1/5 at CHI
Goaltending on Nick Richards	Overtaken	1/8 vs. CHI
Foul on Cody Martin	Confirmed	1/19 vs. SAS
Foul on Cody Martin	Overtaken	1/20 vs. PHI
Foul on Brandon Miller	Overtaken	1/20 vs. PHI
Foul on Nick Richards	Confirmed	1/27 vs. UTA
Foul on P.J. Washington Jr.	Overtaken	1/31 vs. CHI
Foul on Miles Bridges	Overtaken	2/4 vs. IND
Goaltending on Nick Richards	Confirmed	2/7 vs. TOR
Foul on Seth Curry	Overtaken	2/14 vs. ATL
Out of bounds off the Hornets	Overtaken	2/22 at UTA
Foul on Tre Mann	Confirmed	2/29 vs. MIL
Foul on Grant Williams	Overtaken	3/1 at PHI
Foul on Tre Mann	Overtaken	3/3 at TOR
Foul on Grant Williams	Overtaken	3/8 at WAS
Foul on Nick Smith Jr.	Confirmed	3/11 at DET

2023-24 HORNETS MISCELLANEOUS STATISTICS

IN THE 2023-24 REGULAR SEASON, THE HORNETS ARE:

7-15	leading or tied after the first quarter	10-6	shooting .500 or better from the field	8-18	committing 15 or more turnovers
9-34	trailing after the first quarter	6-43	shooting under .500 from the field	8-31	committing under 15 turnovers
9-8	leading or tied at the half	4-26	opponent shoots .500 or better from the field	9-28	committing more turnovers than opp. (or tied)
7-41	trailing at the half	12-23	opponent shoots under .500 from the field	7-21	committing fewer turnovers than opp.
8-8	leading or tied after three quarters	10-18	more 3-pointers made (or tied)	9-13	having more points in the paint than opponent (or tied)
8-41	trailing after three quarters	6-31	fewer 3-pointers made	7-36	having fewer points in the paint than opponent
15-29	scoring 100+ points	12-13	higher 3P% than opponent (or tied)	8-21	having more second-chance points than opponent (or tied)
1-20	scoring under 100 points	4-36	lower 3P% than opponent	8-28	having fewer second-chance points than opponent
13-47	opponent scores 100+ points	8-16	shooting .400 or better from 3-point range	10-20	having more fastbreak points than opponent (or tied)
3-2	opponent scores under 100 points	8-33	shooting under .400 from 3-point range	6-29	having fewer fastbreak points than opponent
10-10	more rebounds than opponent (or tied)	11-15	higher FT% than opponent (or tied)	7-11	bench outscores opponent's bench
6-39	fewer rebounds than opponent	5-34	lower FT% than opponent	9-38	bench outscored by opponent's bench
10-11	more assists than opponent (or tied)	7-20	shooting .800 or better from free-throw line		
6-38	fewer assists than opponent	9-29	shooting under .800 from the free-throw line		
15-6	higher FG% than opponent (or tied)	8-13	attempting more FTs than opponent (or tied)		
1-43	lower FG% than opponent	8-36	attempting fewer FTs than opponent		

2023-24 HORNETS RECORD BREAKDOWN

IN THE 2023-24 REGULAR SEASON, THE HORNETS ARE:

1-6	playing on Sunday	1-2	playing in October	3-9	with zero days between games
3-8	playing on Monday	5-9	playing in November	10-27	with one day between games
1-5	playing on Tuesday	1-12	playing in December	1-10	with two days between games
3-10	playing on Wednesday	1-12	playing in December	2-2	with three or more days between games
2-2	playing on Thursday	3-12	playing in January	6-20	in their Association jerseys (white)
3-11	playing on Friday	5-8	playing in February	2-8	in their Icon jerseys (teal)
3-6	playing on Saturday	1-5	playing in March	2-8	in their City jerseys (teal/mint)
		0-0	playing in April	4-6	in their Statement jerseys (purple)
				2-5	in their Classic jerseys (teal)

2023-24 TECHNICALS & EJECTIONS

Hornets Individual Technical Fouls: 21

Brandon Miller (10/27 vs. DET)
P.J. Washington Jr. (10/27 vs. DET)
LaMelo Ball (11/1 at HOU)
Nick Richards (11/12 at NYK)
Steve Clifford (11/14 vs. MIA)
James Bouknight (12/16 vs. PHI)
Nick Richards (12/29 at PHX)
LaMelo Ball (1/26 vs. HOU)
Steve Clifford (1/29 vs. NYK)
Steve Clifford (1/29 vs. NYK)
Brandon Miller (2/2 at OKC)
Miles Bridges (2/4 vs. IND)
Tre Mann (2/22 at UTA)
Nick Richards (2/22 at UTA)
Miles Bridges (2/23 at GSW)
Grant Williams (2/23 at GSW)
Grant Williams (2/27 at MIL)
Brandon Miller (2/29 vs. MIL)
Steve Clifford (3/5 vs. ORL)
Davis Bertans (3/8 at WAS)
Brandon Miller (3/11 at DET)

Hornets Flagrant Fouls: 8

P.J. Washington Jr. (Flagrant 2, 10/27 vs. DET)
Brandon Miller (Flagrant 1, 11/26 at ORL)
P.J. Washington Jr. (Flagrant 1, 12/18 at TOR)
Brandon Miller (Flagrant 1, 12/20 at IND)
Brandon Miller (Flagrant 1, 1/12 at SAS)
Nick Smith Jr. (Flagrant 1, 1/12 at SAS)
Frank Ntilikina (Flagrant 1, 1/29 vs. NYK)
Nick Richards (Flagrant 1, 3/9 vs. BKN)

Hornets Individual Ejections: 3

P.J. Washington Jr. (10/27 vs. DET)
Steve Clifford (1/29 vs. NYK)
Grant Williams (2/23 at GSW)

Hornets Disqualifications (Foul Out): 9

P.J. Washington Jr. (10/27 vs. DET)
LaMelo Ball (10/30 vs. BKN)
LaMelo Ball (11/5 at DAL)
Mark Williams (12/2 vs. MIN)
Nathan Mensah (12/15 vs. NOP)
Nathan Mensah (1/12 at SAS)
P.J. Washington Jr. (1/20 vs. PHI)
Nathan Mensah (1/20 vs. PHI)
LaMelo Ball (1/24 at DET)

Opponent Individual Technical Fouls: 20

Jalen Duren (10/27 vs. DET)
Isaiah Stewart (10/27 vs. DET)
Dillon Brooks (11/1 at HOU)
Aaron Nesmith (11/4 at IND)
Luka Doncic (11/5 at DAL)
Landry Shamet (11/8 vs. WAS)
Malik Beasley (11/17 vs. MIL)
Mikal Bridges (11/30 at BKN)
Daniel Theis (12/26 at LAC)
Anthony Davis (12/28 at LAL)
Jusuf Nurkic (12/29 at PHX)
Kentavious Caldwell-Pope (1/1 at DEN)
Nikola Jokic (1/1 at DEN)
Cam Whitmore (1/26 vs. HOU)
Lester Quinones (2/23 at GSW)
Lester Quinones (2/23 at GSW)
Thanasis Antetokounmpo (2/27 at MIL)
Thanasis Antetokounmpo (2/29 vs. MIL)
Jamahl Mosley (3/5 vs. ORL)
Cole Anthony (3/5 vs. ORL)

Opponent Flagrant Fouls: 3

Keldon Johnson (Flagrant 1, 1/12 at SAS)
Jalen Suggs (Flagrant 1, 3/5 vs. ORL)
Quentin Grimes (Flagrant 1, 3/11 at DET)

Opponent Individual Ejections: 1

Lester Quinones (2/23 at GSW)

Opponent Disqualifications (Foul Out): 5

De'Andre Hunter (10/25 vs. ATL)
Cade Cunningham (10/27 vs. DET)
Isaiah Hartenstein (11/12 at NYK)
Jaime Jaquez Jr. (12/11 vs. MIA)
Nikola Jokic (12/23 vs. DEN)

2023-24 REGULAR SEASON HIGH/LOWS

HORNETS GAME HIGH/LOWS

INDIVIDUAL - MOST

Points:	45	Miles Bridges, 2/7 vs. TOR
Field Goals Made:	17 (2)	Miles Bridges, 2/7 vs. TOR
Field Goals Attempted:	31	LaMelo Ball, 11/22 vs. WAS
Free Throws Made:	15	LaMelo Ball, 1/12 at SAS
Free Throws Attempted:	16	LaMelo Ball, 1/12 at SAS
3PT Field Goals Made:	8 (3)	Terry Rozier, 12/29 at PHX
3PT FG Attempted:	16	LaMelo Ball, 11/22 vs. WAS
Rebounds:	24	Mark Williams, 11/10 at WAS
Offensive Rebounds:	15+	Mark Williams, 11/10 at WAS
Defensive Rebounds:	15	Miles Bridges, 11/20 vs. BOS
Assists:	13 (6)	LaMelo Ball, 1/22 at MIN
Steals:	5	LaMelo Ball, 1/12 at SAS
Blocks:	4 (4)	Nick Richards, 1/27 vs. UTA
Turnovers:	8	LaMelo Ball, 11/14 vs. MIA
Minutes:	45	Miles Bridges, 11/20 vs. BOS

HORNETS TEAM - MOST

Points, Game:	129	11/30 at BKN
Field Goals Made:	50 (2)	1/22 at MIN
Field Goals Attempted:	110	11/10 at WAS
Field Goal %:	.573	2/10 vs. MEM
Free Throws Made:	26 (2)	11/8 vs. WAS
Free Throws Attempted:	35	11/8 vs. WAS
Free Throw %:	1.000 (23-23)	11/4 at IND
3PT FG Made:	23	12/29 at PHX
3PT FG Attempted:	46 (2)	1/31 vs. CHI
3PT FG %:	.583	11/30 at BKN
Rebounds:	67	11/10 at WAS
Offensive Rebounds:	28	11/10 at WAS
Defensive Rebounds:	41	2/12 vs. IND
Assists:	35	1/27 vs. UTA
Steals:	13 (2)	2/23 at GSW
Blocks:	11	12/23 vs. DEN
Turnovers:	22	11/8 vs. WAS
Personal Fouls	26	11/26 at ORL
Pts. Off Turnovers Allowed:	35	11/8 vs. WAS
Points in the Paint:	74 (3)	11/10 at WAS
2nd Chance Points:	32	11/10 at WAS
Fast Break Points:	28	1/27 vs. UTA
Bench Points:	54	1/27 vs. UTA

HORNETS TEAM - LEAST

Points:	82	12/16 vs. PHI
Field Goals Made	27	2/9 at MIL
Field Goals Attempted:	72	3/5 vs. ORL
Field Goal %:	.342	2/9 at MIL
Free Throws Made:	4	11/28 at NYK
Free Throws Attempted:	7 (2)	2/10 vs. MEM
Free Throw %:	.500	1/29 vs. NYK
3PT FG Made:	6 (3)	12/26 at LAC
3PT FG Attempted:	20	11/4 at IND
3PT FG %:	.200	12/16 vs. PHI
Rebounds:	26	12/29 at PHX
Offensive Rebounds:	3	3/5 vs. ORL
Defensive Rebounds:	18	12/29 at PHX
Assists:	15	12/16 vs. PHI
Steals:	2 (3)	2/9 at MIL
Blocks:	0 (2)	12/20 at IND
Turnovers:	5	3/1 at PHI
Personal Fouls:	9	2/10 vs. MEM
Pts. Off Turnovers Allowed:	4	3/1 at PHI
Points in the Paint:	28	1/10 vs. SAC
2nd Chance Points:	2	1/2 at SAC
Fast Break Points:	0	3/5 vs. ORL
Bench Points:	7	1/29 vs. NYK

OPPONENT GAME HIGH/LOWS

INDIVIDUAL - MOST

62*	Karl-Anthony Towns, 1/22 at MIN
21	Karl-Anthony Towns, 1/22 at MIN
35	Karl-Anthony Towns, 1/22 at MIN
14	Trae Young, 10/25 vs. ATL
15	Trae Young, 10/25 vs. ATL
10	Karl-Anthony Towns, 1/22 at MIN
15 (3)	Donte DiVincenzo, 1/29 vs. NYK
20	Julius Randle, 11/28 at NYK
11	Mitchell Robinson, 11/18 vs. NYK
16 (2)	Deandre Ayton, 2/25 at POR
13 (2)	Collin Sexton, 1/27 vs. UTA
6	Matisse Thybulle, 2/25 at POR
6 (3)	Fred VanVleet, 1/26 vs. HOU
11	Domantas Sabonis, 1/2 at SAC
44 (2)	DeMar DeRozan, 1/8 vs. CHI

OPPONENT TEAM - MOST

144	12/20 at IND
53	12/16 vs. PHI
105	11/30 at BKN
.622	12/29 at PHX
28	12/20 at IND
34 (2)	1/12 at SAS
1.000 (14-14)	12/28 at LAL
25	1/17 at NOP
52	2/9 at MIL
.600	12/29 at PHX
57	12/6 at CHI
22 (2)	2/25 at POR
45	11/17 vs. MIL
41	12/28 at LAL
12 (3)	2/10 vs. MEM
13	12/23 vs. DEN
24	10/27 vs. DET
29	10/27 vs. DET
28	2/22 at UTA
78	2/5 vs. LAL
31	11/30 at BKN
28	10/30 vs. BKN
72	11/8 vs. WAS

OPPONENT TEAM - LEAST

80	2/25 at POR
33	2/25 at POR
74 (3)	3/5 vs. ORL
.347	2/25 at POR
4	2/10 vs. MEM
8	2/10 vs. MEM
.500	2/10 vs. MEM
3	2/25 at POR
25 (3)	1/20 vs. PHI
.094	2/25 at POR
32 (2)	2/12 vs. IND
2	2/12 vs. IND
23	2/10 vs. MEM
14	2/25 at POR
2	1/10 vs. SAC
0	1/24 at DET
7 (2)	3/1 at PHI
11 (2)	2/12 vs. IND
3	3/1 at PHI
32	11/1 at HOU
2 (2)	2/12 vs. IND
0	12/2 vs. MIN
13	1/20 vs. PHI

+denotes franchise record

*denotes franchise-tying record

2023-24 REGULAR SEASON HIGH/LOWS

HORNETS HALF HIGH/LOWS

INDIVIDUAL - MOST

Points:	31	P.J. Washington Jr.	1/27 vs. UTA (2nd)
Field Goals Made:	12 (2)	Miles Bridges	2/7 vs. TOR (2nd)
Field Goals Attempted:	21	Brandon Miller	2/5 vs. LAL (2nd)
Free Throws Made:	10 (2)	LaMelo Ball	1/12 at SAS (2nd)
Free Throws Attempted:	10 (4)	Brandon Miller	2/4 vs. IND (2nd)
3PT Field Goals Made:	6 (3)	P.J. Washington Jr.	1/27 vs. UTA (2nd)
3PT FG Attempted:	11	LaMelo Ball	11/22 vs. WAS (2nd)
Rebounds:	14	Mark Williams	11/10 at WAS (2nd)
Offensive Rebounds:	9*	Mark Williams	11/10 at WAS (2nd)
Defensive Rebounds:	9 (2)	Miles Bridges	11/20 vs. BOS (2nd)
Assists:	11	LaMelo Ball	11/5 at DAL (1st)
Steals:	4 (3)	Bryce McGowens	2/2 at OKC (2nd)
Blocks:	4	Nick Richards	11/1 at HOU (2nd)
Turnovers:	4 (13)	Grant Williams	3/11 at DET (1st)
Personal Fouls	5 (5)	Miles Bridges	12/15 vs. NOP (2nd)

HORNETS TEAM - MOST

Points:	75	1/27 vs. UTA (2nd)
Field Goals Made:	27 (2)	1/27 vs. UTA (2nd)
Field Goals Attempted:	57	11/10 at WAS (1st)
Field Goal %:	.650	2/12 vs. IND (2nd)
Free Throws Made:	20	11/8 vs. WAS (2nd)
Free Throws Attempted:	23	11/8 vs. WAS (2nd)
FT%	1.000 (12-12)	11/4 at IND (2nd)
3PT FG Made:	12 (2)	12/29 at PHX (1st)
3PT FG Attempted:	26	2/22 at UTA (2nd)
3PT FG %:	.625	2/22 at UTA (1st)
Rebounds:	37	11/10 at WAS (2nd)
Offensive Rebounds:	15	11/10 at WAS (2nd)
Defensive Rebounds:	25	2/25 at POR (1st)
Assists:	21 (2)	1/27 vs. UTA (2nd)
Personal Fouls:	17 (3)	12/6 at CHI (2nd)
Steals:	9	2/22 at UTA (2nd)
Blocks:	9	11/4 at IND (1st)
Turnovers:	13 (3)	1/12 at SAS (2nd)
Pts. Off Turnovers Allowed:	21	11/1 at HOU (1st)
Points in the Paint:	44	10/30 vs. BKN (2nd)
2nd Chance Points:	17	11/10 at WAS (1st)
Fast Break Points:	22	1/27 vs. UTA (2nd)

HORNETS TEAM - LEAST

Points:	26	2/27 at MIL (1st)
Field Goals Made:	9	2/27 at MIL (1st)
Field Goals Attempted:	35	3/5 vs. ORL (2nd)
Field Goal %:	.209	2/27 at MIL (1st)
Free Throws Made:	1 (8)	3/11 at DET (1st)
Free Throws Attempted:	1 (3)	2/10 vs. MEM (1st)
FT%	.333	11/26 at ORL (1st)
3PT FG Made:	1 (6)	2/25 at POR (2nd)
3PT FG Attempted:	6	11/4 at IND (1st)
3PT FG %:	.053	1/14 at MIA (1st)
Rebounds:	5	1/26 vs. HOU (2nd)
Offensive Rebounds:	0 (2)	1/26 vs. HOU (2nd)
Defensive Rebounds:	5	1/26 vs. HOU (2nd)
Assists:	5	1/14 at MIA (1st)
Personal Fouls:	4 (3)	2/23 at GSW (2nd)
Steals:	0 (2)	2/9 at MIL (2nd)
Blocks:	0 (17)	3/9 vs. BKN (2nd)
Turnovers:	1 (3)	3/1 at PHI (2nd)
Pts. Off Turnovers Allowed:	0 (2)	2/2 at OKC (2nd)
Points in the Paint:	4	1/10 vs. SAC (2nd)
2nd Chance Points:	0 (8)	3/5 vs. ORL (2nd)
Fast Break Points:	0 (10)	3/5 vs. ORL (2nd)

OPPONENT HALF HIGH/LOWS

INDIVIDUAL - MOST

Points:	44	Karl-Anthony Towns	1/22 at MIN (1st)
Field Goals Made:	14	Karl-Anthony Towns	1/22 at MIN (1st)
Field Goals Attempted:	18	Karl-Anthony Towns	1/22 at MIN (1st)
Free Throws Made:	11	DeMar DeRozan	12/6 at CHI (2nd)
Free Throws Attempted:	13	Jimmy Butler	11/14 vs. MIA (2nd)
3PT Field Goals Made:	8	Karl-Anthony Towns	1/22 at MIN (1st)
3PT FG Attempted:	10	Jayson Tatum	11/20 vs. BOS (1st)
Rebounds:	12	Nic Claxton	11/30 at BKN (2nd)
Offensive Rebounds:	8	Nic Claxton	11/30 at BKN (2nd)
Defensive Rebounds:	10 (3)	Deandre Ayton	2/25 at POR (2nd)
Assists:	8 (4)	Tyrese Haliburton	2/12 vs. IND (1st)
Steals:	5	Shai Gilgeous-Alexander	2/2 at OKC (1st)
Blocks:	4 (4)	Anthony Davis	12/28 at LAL (1st)
Turnovers:	6 (2)	Domantas Sabonis	1/2 at SAC (1st)
Personal Fouls	5 (4)	Richaun Holmes	3/8 at WAS (2nd)

OPPONENT TEAM - MOST

Points:	83	1/26 vs. HOU (2nd)
Field Goals Made:	32	1/27 vs. UTA (1st)
Field Goals Attempted:	57	11/30 at BKN (2nd)
Field Goal %:	.750	1/26 vs. HOU (2nd)
Free Throws Made:	18 (3)	12/6 at CHI (2nd)
Free Throws Attempted:	23	11/12 at NYK (2nd)
FT%	1.000 (13-13) (2)	3/11 at DET (2nd)
3PT FG Made:	18	11/4 at IND (2nd)
3PT FG Attempted:	28	2/9 at MIL (1st)
3PT FG %:	.812	11/1 at HOU (2nd)
Rebounds:	35	1/10 vs. SAC (2nd)
Offensive Rebounds:	17	11/30 at BKN (2nd)
Defensive Rebounds:	27	2/27 at MIL (1st)
Assists:	25	1/27 vs. UTA (1st)
Personal Fouls:	18	11/26 at ORL (2nd)
Steals:	10	10/25 vs. ATL (1st)
Blocks:	12	12/23 vs. DEN (2nd)
Turnovers:	16	10/27 vs. DET (1st)
Pts. Off Turnovers Allowed:	20 (2)	2/22 at UTA (2nd)
Points in the Paint:	44	2/5 vs. LAL (1st)
2nd Chance Points:	24	3/1 at PHI (2nd)
Fast Break Points:	22	10/30 vs. BKN (1st)

OPPONENT TEAM - LEAST

Points:	34	2/25 at POR (1st)
Field Goals Made:	13	2/25 at POR (1st)
Field Goals Attempted:	33	3/5 vs. ORL (1st)
Field Goal %:	.260	2/25 at POR (1st)
Free Throws Made:	1 (2)	2/10 vs. MEM (1st)
Free Throws Attempted:	3 (5)	2/29 vs. MIL (2nd)
FT%	.333 (2)	2/10 vs. MEM (1st)
3PT FG Made:	1 (2)	2/25 at POR (1st)
3PT FG Attempted:	9 (2)	12/28 at LAL (2nd)
3PT FG %:	.059	2/25 at POR (1st)
Rebounds:	13 (2)	2/10 vs. MEM (1st)
Offensive Rebounds:	0 (2)	1/14 at MIA (2nd)
Defensive Rebounds:	8	11/8 vs. WAS (2nd)
Assists:	6 (2)	2/25 at POR (1st)
Personal Fouls:	3	11/20 vs. BOS (2nd)
Steals:	0 (3)	1/10 vs. SAC (1st)
Blocks:	0 (9)	3/9 vs. BKN (2nd)
Turnovers:	2 (3)	3/1 at PHI (2nd)
Pts. Off Turnovers Allowed:	0 (3)	3/5 vs. ORL (2nd)
Points in the Paint:	12 (2)	2/7 vs. TOR (1st)
2nd Chance Points:	0 (5)	2/12 vs. IND (1st)
Fast Break Points:	0 (5)	2/14 vs. ATL (2nd)

2023-24 REGULAR SEASON HIGH/LOWS

HORNETS QUARTER HIGH/LOWS

INDIVIDUAL - MOST

Points:	23	LaMelo Ball	11/5 at DAL (4th)
Field Goals Made:	9	Miles Bridges	2/7 vs. TOR (3rd)
Field Goals Attempted:	12 (2)	Miles Bridges	3/3 at TOR (3rd)
Free Throws Made:	8 (2)	Nick Richards	1/26 vs. HOU (2nd)
Free Throws Attempted:	10	Nick Richards	1/26 vs. HOU (2nd)
3PT Field Goals Made:	5 (2)	Nick Smith Jr.	12/23 vs. DEN (4th)
3PT FG Attempted:	6 (9)	Davis Bertans	3/8 at WAS (2nd)
Rebounds:	8 (3)	Mark Williams	11/22 vs. WAS (4th)
Offensive Rebounds:	5 (2)	Mark Williams	11/10 at WAS (4th)
Defensive Rebounds:	8	Nick Richards	11/14 vs. MIA (4th)
Assists:	7 (3)	Terry Rozier	11/30 at BKN (2nd)
Steals:	3 (5)	LaMelo Ball	1/12 at SAS (1st)
Blocks:	3	Nick Richards	12/23 vs. DEN (1st)
Turnovers:	3 (20)	Grant Williams	3/9 vs. BKN (2nd)
Personal Fouls	5	LaMelo Ball	11/5 at DAL (4th)

HORNETS TEAM - MOST

Points:	42	11/30 at BKN (2nd)
Field Goals Made:	16 (4)	2/7 vs. TOR (3rd)
Field Goals Attempted:	33	11/10 at WAS (2nd)
Field Goal %:	.750	1/2 at SAC (4th)
Free Throws Made:	15	11/8 vs. WAS (3rd)
Free Throws Attempted:	15 (2)	3/11 at DET (4th)
FT%	1.000 (15-15)	11/8 vs. WAS (3rd)
3PT FG Made:	8 (2)	1/17 at NOP (4th)
3PT FG Attempted:	16	2/22 at UTA (4th)
3PT FG %:	.857 (2)	12/28 at LAL (4th)
Rebounds:	19 (2)	1/17 at NOP (2nd)
Offensive Rebounds:	11	1/17 at NOP (2nd)
Defensive Rebounds:	14	3/8 at WAS (3rd)
Assists:	12 (3)	2/10 vs. MEM (2nd)
Personal Fouls:	11 (2)	12/15 vs. NOP (4th)
Steals:	6	2/22 at UTA (3rd)
Blocks:	6	12/23 vs. DEN (1st)
Turnovers:	9	1/20 vs. PHI (4th)
Pts. Off Turnovers Allowed:	13 (2)	11/30 at BKN (1st)
Points in the Paint:	26 (2)	11/4 at IND (3rd)
2nd Chance Points:	10 (7)	2/22 at UTA (4th)
Fast Break Points:	17	1/27 vs. UTA (3rd)

HORNETS TEAM - LEAST

Points:	9	12/23 vs. DEN (3rd)
Field Goals Made:	2	12/23 vs. DEN (3rd)
Field Goals Attempted:	14	2/9 at MIL (4th)
Field Goal %:	.091	12/23 vs. DEN (3rd)
Free Throws Made:	0 (31)	3/11 at DET (1st)
Free Throws Attempted:	0 (21)	3/8 at WAS (1st)
FT%	.000 (0-2) (3)	1/5 at CHI (4th)
3PT FG Made:	0 (17)	3/8 at WAS (1st)
3PT FG Attempted:	2 (2)	12/23 vs. DEN (2nd)
3PT FG %:	.000 (0-9) (4)	3/8 at WAS (1st)
Rebounds:	2	1/26 vs. HOU (4th)
Offensive Rebounds:	0 (31)	3/5 vs. ORL (4th)
Defensive Rebounds:	1	3/8 at WAS (4th)
Assists:	1 (4)	1/14 at MIA (2nd)
Personal Fouls:	0 (2)	2/2 at OKC (1st)
Steals:	0 (46)	3/8 at WAS (4th)
Blocks:	0 (88)	3/11 at DET (3rd)
Turnovers:	0 (11)	3/1 at PHI (4th)
Pts. Off Turnovers Allowed:	0 (34)	3/8 at WAS (3rd)
Points in the Paint:	2 (7)	2/27 at MIL (2nd)
2nd Chance Points:	0 (58)	3/9 vs. BKN (2nd)
Fast Break Points:	0 (69)	3/11 at DET (4th)

OPPONENT QUARTER HIGH/LOWS

INDIVIDUAL - MOST

Points:	25	Tyrese Haliburton	11/4 at IND (3rd)
Field Goals Made:	8 (3)	Karl-Anthony Towns	1/22 at MIN (1st)
Field Goals Attempted:	13	Immanuel Quickley	11/28 at NYK (4th)
Free Throws Made:	8	DeMar DeRozan	12/6 at CHI (4th)
Free Throws Attempted:	8 (3)	Shai Gilgeous-Alexander	2/2 at OKC (3rd)
3PT Field Goals Made:	6	Tyrese Haliburton	11/4 at IND (3rd)
3PT FG Attempted:	8 (2)	Jayson Tatum	11/20 vs. BOS (2nd)
Rebounds:	9	Joel Embiid	12/16 vs. PHI (1st)
Offensive Rebounds:	5	Mitchell Robinson	11/18 vs. NYK (2nd)
Defensive Rebounds:	9	Joel Embiid	12/16 vs. PHI (1st)
Assists:	7	Tyrese Haliburton	12/20 at IND (3rd)
Steals:	3 (6)	Gary Harris	3/5 vs. ORL (1st)
Blocks:	3 (5)	Fred VanVleet	1/26 vs. HOU (1st)
Turnovers:	5	Brandon Ingram	12/15 vs. NOP (3rd)
Personal Fouls	4 (3)	Richaun Holmes	3/8 at WAS (4th)

OPPONENT TEAM - MOST

Points:	50*	11/4 at IND (3rd)
Field Goals Made:	18 (2)	1/27 vs. UTA (1st)
Field Goals Attempted:	30 (2)	11/30 at BKN (3rd)
Field Goal %:	.810 (2)	1/29 vs. NYK (3rd)
Free Throws Made:	14	12/2 vs. MIN (4th)
Free Throws Attempted:	17	12/2 vs. MIN (4th)
FT%	1.000 (11-11)	1/1 at DEN (3rd)
3PT FG Made:	12	11/4 at IND (3rd)
3PT FG Attempted:	16	3/1 at PHI (1st)
3PT FG %:	1.000 (3-3)	12/6 at CHI (3rd)
Rebounds:	22	1/10 vs. SAC (4th)
Offensive Rebounds:	11	12/6 at CHI (4th)
Defensive Rebounds:	15 (3)	2/27 at MIL (2nd)
Assists:	16	1/17 at NOP (1st)
Personal Fouls:	10 (3)	3/11 at DET (4th)
Steals:	6 (3)	11/14 vs. MIA (2nd)
Blocks:	6 (2)	12/23 vs. DEN (4th)
Turnovers:	9 (3)	2/2 at OKC (4th)
Pts. Off Turnovers Allowed:	15	2/22 at UTA (4th)
Points in the Paint:	24 (4)	3/8 at WAS (4th)
2nd Chance Points:	17	11/28 at NYK (4th)
Fast Break Points:	17	10/30 vs. BKN (1st)

OPPONENT TEAM - LEAST

Points:	16	2/25 at POR (2nd)
Field Goals Made:	5	2/22 at UTA (4th)
Field Goals Attempted:	13	12/29 at PHX (2nd)
Field Goal %:	.250	11/4 at IND (2nd)
Free Throws Made:	0 (15)	2/29 vs. MIL (4th)
Free Throws Attempted:	0 (8)	2/29 vs. MIL (4th)
FT%	.000 (0-2) (2)	2/10 vs. MEM (4th)
3PT FG Made:	0 (6)	3/11 at DET (4th)
3PT FG Attempted:	2	12/28 at LAL (3rd)
3PT FG %:	.000 (0-8)	12/8 vs. TOR (1st)
Rebounds:	3	11/4 at IND (3rd)
Offensive Rebounds:	0 (30)	3/5 vs. ORL (4th)
Defensive Rebounds:	3 (4)	1/2 at SAC (4th)
Assists:	1	2/25 at POR (2nd)
Personal Fouls:	0	11/20 vs. BOS (4th)
Steals:	0 (43)	3/9 vs. BKN (4th)
Blocks:	0 (75)	3/9 vs. BKN (4th)
Turnovers:	0 (7)	3/1 at PHI (4th)
Pts. Off Turnovers Allowed:	0 (46)	3/11 at DET (4th)
Points in the Paint:	2	1/5 at CHI (3rd)
2nd Chance Points:	0 (56)	3/9 vs. BKN (4th)
Fast Break Points:	0 (60)	3/9 vs. BKN (4th)

2023-24 REGULAR SEASON HIGH/LOWS

HORNETS OVERTIME HIGH/LOWS

INDIVIDUAL - MOST

Points:	6	Gordon Hayward	11/20 vs. BOS (1st)
Field Goals Made:	2 (2)	Ball/Hayward	11/20 vs. BOS (1st)
Field Goals Attempted:	4	LaMelo Ball	11/20 vs. BOS (1st)
Free Throws Made:	2	Gordon Hayward	11/20 vs. BOS (1st)
Free Throws Attempted:	2	Gordon Hayward	11/20 vs. BOS (1st)
3PT Field Goals Made:	1 (2)	Nick Smith Jr.	1/8 vs. CHI (1st)
3PT FG Attempted:	2 (3)	Three players	1/8 vs. CHI (1st)
Rebounds:	2 (4)	Miller/Richards	1/8 vs. CHI (1st)
Offensive Rebounds:	1 (2)	Nick Richards	1/8 vs. CHI (1st)
Defensive Rebounds:	2 (2)	Brandon Miller	1/8 vs. CHI (1st)
Assists:	2	LaMelo Ball	11/20 vs. BOS (1st)
Steals:	1	Miles Bridges	11/20 vs. BOS (1st)
Blocks:	1 (2)	Nick Richards	1/8 vs. CHI (1st)
Turnovers:	1 (3)	Bridges/Smith Jr.	1/8 vs. CHI (1st)
Personal Fouls	2	Nick Smith Jr.	1/8 vs. CHI (1st)

HORNETS TEAM - MOST

Points:	13	11/20 vs. BOS (1st)
Field Goals Made:	5	11/20 vs. BOS (1st)
Field Goals Attempted:	10	11/20 vs. BOS (1st)
Field Goal %:	.500	11/20 vs. BOS (1st)
Free Throws Made:	2	11/20 vs. BOS (1st)
Free Throws Attempted:	2	11/20 vs. BOS (1st)
FT%	1.000 (2-2)	11/20 vs. BOS (1st)
3PT FG Made:	1 (2)	1/8 vs. CHI (1st)
3PT FG Attempted:	7	1/8 vs. CHI (1st)
3PT FG %:	.500	11/20 vs. BOS (1st)
Rebounds:	5	11/20 vs. BOS (1st)
Offensive Rebounds:	1 (2)	1/8 vs. CHI (1st)
Defensive Rebounds:	4	11/20 vs. BOS (1st)
Assists:	3	11/20 vs. BOS (1st)
Personal Fouls:	3	1/8 vs. CHI (1st)
Steals:	1	11/20 vs. BOS (1st)
Blocks:	1 (2)	1/8 vs. CHI (1st)
Turnovers:	2	1/8 vs. CHI (1st)
Pts. Off Turnovers Allowed:	2	1/8 vs. CHI (1st)
Points in the Paint:	8	11/20 vs. BOS (1st)
2nd Chance Points:	2 (2)	1/8 vs. CHI (1st)
Fast Break Points:	3	1/8 vs. CHI (1st)

HORNETS TEAM - LEAST

Points:	5	1/8 vs. CHI (1st)
Field Goals Made:	2	1/8 vs. CHI (1st)
Field Goals Attempted:	9	1/8 vs. CHI (1st)
Field Goal %:	.222	1/8 vs. CHI (1st)
Free Throws Made:	0	1/8 vs. CHI (1st)
Free Throws Attempted:	0	1/8 vs. CHI (1st)
FT%	1.000 (2-2)	11/20 vs. BOS (1st)
3PT FG Made:	1 (2)	1/8 vs. CHI (1st)
3PT FG Attempted:	2	11/20 vs. BOS (1st)
3PT FG %:	.143	1/8 vs. CHI (1st)
Rebounds:	4	1/8 vs. CHI (1st)
Offensive Rebounds:	1 (2)	1/8 vs. CHI (1st)
Defensive Rebounds:	3	1/8 vs. CHI (1st)
Assists:	1	1/8 vs. CHI (1st)
Personal Fouls:	2	11/20 vs. BOS (1st)
Steals:	0	1/8 vs. CHI (1st)
Blocks:	1 (2)	1/8 vs. CHI (1st)
Turnovers:	1	11/20 vs. BOS (1st)
Pts. Off Turnovers Allowed:	1	11/20 vs. BOS (1st)
Points in the Paint:	2	1/8 vs. CHI (1st)
2nd Chance Points:	2 (2)	1/8 vs. CHI (1st)
Fast Break Points:	0	11/20 vs. BOS (1st)

OPPONENT OVERTIME HIGH/LOWS

INDIVIDUAL - MOST

Points:	5	Jayson Tatum	11/20 vs. BOS (1st)
Field Goals Made:	2	Nikola Vucevic	1/8 vs. CHI (1st)
Field Goals Attempted:	3 (2)	Nikola Vucevic	1/8 vs. CHI (1st)
Free Throws Made:	2 (2)	Coby White	1/8 vs. CHI (1st)
Free Throws Attempted:	3	Jayson Tatum	11/20 vs. BOS (1st)
3PT Field Goals Made:	1	Jayson Tatum	11/20 vs. BOS (1st)
3PT FG Attempted:	2	Zach LaVine	1/8 vs. CHI (1st)
Rebounds:	4	Nikola Vucevic	1/8 vs. CHI (1st)
Offensive Rebounds:	2	Nikola Vucevic	1/8 vs. CHI (1st)
Defensive Rebounds:	2 (2)	Vucevic/White	1/8 vs. CHI (1st)
Assists:	1 (3)	LaVine/Vucevic	1/8 vs. CHI (1st)
Steals:	1	DeMar DeRozan	1/8 vs. CHI (1st)
Blocks:	1	Jayson Tatum	11/20 vs. BOS (1st)
Turnovers:	1 (2)	DeMar DeRozan	1/8 vs. CHI (1st)
Personal Fouls	1 (4)	Alex Caruso	1/8 vs. CHI (1st)

OPPONENT TEAM - MOST

Points:	12	1/8 vs. CHI (1st)
Field Goals Made:	5	1/8 vs. CHI (1st)
Field Goals Attempted:	10	1/8 vs. CHI (1st)
Field Goal %:	.500	1/8 vs. CHI (1st)
Free Throws Made:	3	11/20 vs. BOS (1st)
Free Throws Attempted:	5	11/20 vs. BOS (1st)
FT%	1.000 (2-2)	1/8 vs. CHI (1st)
3PT FG Made:	1	11/20 vs. BOS (1st)
3PT FG Attempted:	4	11/20 vs. BOS (1st)
3PT FG %:	.250	11/20 vs. BOS (1st)
Rebounds:	8	1/8 vs. CHI (1st)
Offensive Rebounds:	2 (2)	1/8 vs. CHI (1st)
Defensive Rebounds:	6	1/8 vs. CHI (1st)
Assists:	2	1/8 vs. CHI (1st)
Personal Fouls:	3	11/20 vs. BOS (1st)
Steals:	1	1/8 vs. CHI (1st)
Blocks:	1	11/20 vs. BOS (1st)
Turnovers:	2	11/20 vs. BOS (1st)
Pts. Off Turnovers Allowed:	--	--
Points in the Paint:	8	1/8 vs. CHI (1st)
2nd Chance Points:	5	11/20 vs. BOS (1st)
Fast Break Points:	1	11/20 vs. BOS (1st)

OPPONENT TEAM - LEAST

Points:	10	11/20 vs. BOS (1st)
Field Goals Made:	3	11/20 vs. BOS (1st)
Field Goals Attempted:	9	11/20 vs. BOS (1st)
Field Goal %:	.333	11/20 vs. BOS (1st)
Free Throws Made:	2	1/8 vs. CHI (1st)
Free Throws Attempted:	2	1/8 vs. CHI (1st)
FT%	.600	11/20 vs. BOS (1st)
3PT FG Made:	0	1/8 vs. CHI (1st)
3PT FG Attempted:	2	1/8 vs. CHI (1st)
3PT FG %:	.000 (0-2)	1/8 vs. CHI (1st)
Rebounds:	4	11/20 vs. BOS (1st)
Offensive Rebounds:	2 (2)	1/8 vs. CHI (1st)
Defensive Rebounds:	2	11/20 vs. BOS (1st)
Assists:	1	11/20 vs. BOS (1st)
Personal Fouls:	1	1/8 vs. CHI (1st)
Steals:	0	11/20 vs. BOS (1st)
Blocks:	0	1/8 vs. CHI (1st)
Turnovers:	1	1/8 vs. CHI (1st)
Pts. Off Turnovers Allowed:	0 (2)	1/8 vs. CHI (1st)
Points in the Paint:	4	11/20 vs. BOS (1st)
2nd Chance Points:	2	1/8 vs. CHI (1st)
Fast Break Points:	0	1/8 vs. CHI (1st)

2023-24 HORNETS/OPPONENT GAME-BY-GAME STATISTICS

Date	Opponent	W/L	Points		REB		AST		STL		TO (pts off)		BLK		PAINT		POINTS		FASTBREAK		BIGGEST LEADS	
			CHA	opp	CHA	opp	CHA	opp	CHA	opp	CHA	opp	CHA	opp	CHA	opp	CHA	opp	CHA	Opp	CHA	Opp
10/25	ATL	W	116	110	51	42	34	24	5	12	19 (17)	12 (12)	3	1	56	58	14	14	17	19	7	11
10/27	DET	L	99	111	41	53	20	28	13	7	18 (25)	24 (26)	7	6	48	54	7	19	19	14	2	15
10/30	BKN	L	121	133	39	46	33	25	8	4	10 (13)	14 (19)	5	8	74	64	13	15	16	28	0	21
11/1	@HOU	L	119	128	44	38	21	35	9	10	16 (27)	17 (20)	8	2	58	32	22	6	15	21	6	18
11/4	@IND	W	125	124	41	36	23	31	5	7	13 (16)	15 (20)	10	5	74	40	17	16	12	9	13	7
11/5	@DAL	L	118	124	43	47	30	31	5	3	9 (14)	11 (10)	2	6	72	50	14	18	14	15	15	7
11/8	WAS	L	116	132	47	40	17	26	8	10	22 (35)	11 (12)	5	6	64	56	12	18	5	8	6	26
11/10	@WAS	W	124	117	67	36	31	28	10	4	10 (12)	15 (22)	4	6	74	54	32	7	15	11	9	16
11/12	@NYK	L	107	129	36	40	21	25	5	8	12 (20)	9 (10)	4	4	56	62	19	13	8	22	1	29
11/14	MIA	L	105	111	45	42	21	26	6	12	18 (23)	8 (9)	0	5	40	54	17	8	2	13	11	13
11/17	MIL	L	99	130	43	49	18	32	5	4	12 (12)	13 (9)	3	7	48	42	8	6	11	19	13	33
11/18	NYK	L	108	122	36	47	29	27	5	7	13 (16)	12 (14)	5	4	36	48	9	11	22	10	0	18
11/20	BOS	W (OT)	121	118	57	48	29	19	9	6	13 (12)	15 (15)	7	8	60	46	20	20	24	9	4	18
11/22	WAS	W	117	114	49	47	27	26	6	7	13 (17)	10 (14)	4	3	52	60	17	16	7	18	5	19
11/26	@ORL	L	117	130	36	44	27	33	6	10	18 (28)	15 (17)	7	3	60	74	9	9	10	18	8	16
11/28	@NYK	L	91	115	41	54	21	21	8	10	17 (23)	16 (20)	2	7	42	48	14	28	14	13	0	26
11/30	@BKN	W	129	128	41	52	30	21	6	6	9 (13)	9 (12)	7	4	38	66	18	31	11	20	7	10
12/2	MIN	L	117	123	36	41	29	26	6	5	8 (14)	11 (15)	4	3	50	58	16	22	20	0	4	12
12/6	@CHI	L	100	111	42	57	25	23	9	6	17 (18)	16 (19)	9	6	52	44	12	16	15	13	6	22
12/8	TOR	W	119	116	31	42	30	32	7	7	16 (25)	14 (15)	4	2	50	74	17	19	13	21	20	5
12/11	MIA	L	114	116	31	43	31	31	3	7	11 (9)	11 (22)	2	3	34	42	7	7	8	11	2	14
12/13	@MIA	L	104	115	31	47	27	29	11	10	21 (32)	23 (13)	5	3	44	46	8	18	14	12	4	21
12/15	NOP	L	107	112	39	49	18	24	7	4	8 (9)	16 (19)	4	5	56	54	10	13	15	5	4	13
12/16	PHI	L	82	135	36	45	15	30	3	10	13 (12)	10 (9)	4	6	46	64	6	12	5	16	0	53
12/18	@TOR	L	99	114	36	51	18	30	8	4	13 (17)	19 (23)	6	4	52	64	14	20	17	15	11	15
12/20	@IND	L	113	144	37	38	23	37	6	6	12 (20)	13 (21)	0	8	60	52	22	19	6	13	2	33
12/23	DEN	L	95	102	47	48	23	25	8	11	18 (23)	17 (26)	11	13	44	48	15	13	13	12	10	18
12/26	@LAC	L	104	113	42	45	31	24	8	7	11 (18)	13 (17)	6	3	62	42	11	15	19	14	7	11
12/28	@LAL	L	112	133	43	42	29	41	5	11	19 (21)	11 (13)	5	7	46	62	8	8	23	20	9	28
12/29	@PHX	L	119	133	26	39	32	34	5	3	6 (5)	15 (22)	3	11	34	40	4	13	9	13	6	20
1/1	@DEN	L	93	111	45	44	24	27	4	9	14 (20)	11 (13)	5	9	40	42	11	5	4	14	4	27
1/2	@SAC	W	111	104	35	48	23	23	8	8	15 (15)	21 (17)	10	2	48	48	2	22	12	11	7	10
1/5	@CHI	L	91	104	42	41	20	29	7	7	13 (19)	15 (16)	1	6	36	48	10	5	10	25	5	21
1/8	CHI	L (OT)	112	119	44	51	26	27	3	7	15 (18)	14 (8)	7	7	42	62	14	17	8	4	3	12
1/10	SAC	L	98	123	36	53	17	24	2	2	10 (11)	10 (8)	3	8	28	62	13	13	5	13	7	26
1/12	@SAS	L	99	135	44	45	22	31	11	9	20 (23)	15 (7)	3	7	38	52	17	15	7	14	2	38
1/14	@MIA	L	87	104	50	44	17	27	5	6	15 (17)	14 (23)	3	6	38	58	23	2	4	25	0	24
1/17	@NOP	L	112	132	41	50	29	32	7	11	14 (14)	13 (11)	8	3	38	36	17	23	15	18	3	24
1/19	SAS	W	124	120	40	34	25	36	9	9	18 (20)	13 (24)	4	3	58	56	15	9	9	22	12	1
1/20	PHI	L	89	97	47	46	23	21	2	7	17 (22)	10 (10)	7	6	42	52	8	3	15	8	4	13
1/22	@MIN	W	128	125	35	36	30	34	8	4	10 (19)	13 (18)	4	1	58	50	8	16	17	9	5	18
1/24	@DET	L	106	113	48	44	27	26	5	4	11 (12)	11 (14)	5	0	40	54	10	12	13	13	6	8
1/26	HOU	L	104	138	32	53	20	34	6	7	13 (18)	14 (16)	7	10	44	68	7	18	10	19	5	41
1/27	UTA	L	122	134	35	49	35	38	7	6	10 (11)	14 (20)	6	6	62	70	16	17	28	9	0	36
1/29	NYK	L	92	113	41	42	23	25	4	5	14 (25)	9 (9)	6	3	46	62	11	15	10	11	4	29
1/31	CHI	L	110	117	40	44	25	28	4	4	10 (12)	10 (21)	6	7	46	54	12	13	14	9	10	12
2/2	@OKC	L	106	126	35	44	22	31	12	10	14 (14)	19 (22)	4	10	50	48	11	2	18	18	0	35
2/4	IND	L	99	115	43	49	18	34	6	5	11 (14)	11 (14)	5	4	52	60	14	12	15	11	0	24
2/5	LAL	L	118	124	34	48	26	36	9	5	9 (9)	17 (19)	1	6	52	78	3	8	14	19	7	21
2/7	TOR	L	117	123	38	41	27	30	6	5	10 (16)	11 (12)	2	3	40	50	14	13	11	10	15	7
2/9	@MIL	L	84	120	48	53	17	26	2	8	15 (15)	7 (5)	2	5	30	40	12	6	8	14	3	42
2/10	MEM	W	115	106	43	32	30	33	8	12	19 (24)	12 (16)	4	5	54	52	6	11	11	4	14	6
2/12	IND	W	111	102	46	32	27	31	5	9	19 (19)	11 (11)	3	3	56	62	8	2	11	21	9	7
2/14	ATL	W	122	99	46	45	27	23	7	5	13 (12)	16 (15)	4	6	52	42	14	20	21	2	25	2
2/22	@UTA	W	115	107	42	54	28	26	11	3	10 (9)	19 (28)	3	2	34	50	16	13	24	17	10	9
2/23	@CSW	L	84	97	43	53	21	28	13	7	19 (18)	22 (15)	6	7	36	42	17	20	6	17	1	23
2/25	@POR	W	93	80	41	56	24	14	12	11	19 (17)	16 (21)	6	4	50	54	4	21	19	18	21	3
2/27	@MIL	L	85	123	37	51	24	29	6	7	13 (23)	10 (11)	2	3	32	50	8	16	11	17	5	49
2/29	MIL	L	99	111	42	44	24	21	3	9	13 (18)	8 (9)	3	3	38	46	15	12	5	13	0	25
3/1	@PHI	L	114	121	32	48	24	38	5	5	5 (4)	7 (3)	6	7	50	44	14	28	12	7	12	12
3/3	@TOR	L	106	111	45	45	24	27	8	8	17 (13)	16 (18)	6	6	62	58	13	14	15	26	8	15
3/5	ORL	L	89	101	31	41	19	23	7	9	19 (23)	18 (10)	1	1	30	42	7	14	0	8	7	16
3/8	@WAS	L	100	112	48	54	18	25	6	5	7 (9)	11 (13)	5	11	48	66	19	8	9	10	10	15
3/9	BKN	W	110	99	45	41	26	22	9	4	17 (10)	16 (11)	3	2	56	38	11	13	26	10	12	12
3/11	@DET	L	97	114	40	51	27	26	7	8	13 (25)	12 (9)	2	5	40	56	12	17	4	25	2	19

2023-24 HORNETS/OPPONENT GAME-BY-GAME STATISTICS

Date	Opponent	W/L	FG%		3FG%		FT%		QTR1		QTR2		QTR3		QTR4		OT		2OT		BENCH PTS	
			CHA	opp	CHA	opp	CHA	opp	CHA	opp	CHA	opp	CHA	opp	CHA	opp	CHA	opp	CHA	opp	CHA	Opp
10/25	ATL	W	.500	.419	.297	.172	.731	.818	25	29	26	23	27	21	38	37	--	--	--	--	29	37
10/27	DET	L	.375	.455	.250	.333	.765	.840	21	32	26	22	28	29	24	28	--	--	--	--	25	58
10/30	BKN	L	.490	.563	.258	.364	.950	.719	23	42	32	24	28	33	38	34	--	--	--	--	42	41
11/1	@HOU	L	.500	.524	.407	.568	.720	.826	27	39	31	22	20	25	41	42	--	--	--	--	30	27
11/4	@IND	W	.534	.484	.400	.489	1.000	.750	27	27	27	19	38	50	33	28	--	--	--	--	27	41
11/5	@DAL	L	.495	.473	.267	.333	.571	.750	31	26	31	24	22	33	34	41	--	--	--	--	22	50
11/8	WAS	L	.519	.485	.320	.419	.743	.800	29	24	17	41	38	38	32	29	--	--	--	--	23	72
11/10	@WAS	W	.455	.489	.214	.368	.643	.850	22	27	35	36	31	34	36	20	--	--	--	--	28	49
11/12	@NYK	L	.468	.540	.343	.417	.636	.667	25	32	29	32	25	35	28	30	--	--	--	--	44	46
11/14	MIA	L	.444	.482	.469	.258	.818	.821	32	24	16	33	32	30	25	24	--	--	--	--	27	28
11/17	MIL	L	.407	.551	.231	.489	.864	.769	37	28	20	31	24	33	18	38	--	--	--	--	36	40
11/18	NYK	L	.488	.505	.486	.432	.846	.737	19	30	31	31	30	28	28	33	--	--	--	--	31	25
11/20	BOS	W(OT)	.442	.433	.333	.320	.941	.643	25	31	29	34	27	22	27	21	13	10	--	--	24	29
11/22	WAS	W	.473	.454	.432	.344	.714	.833	21	24	28	32	29	35	39	23	--	--	--	--	20	21
11/26	@ORL	L	.530	.540	.433	.370	.640	.788	33	25	24	36	29	31	31	38	--	--	--	--	43	52
11/28	@NYK	L	.416	.466	.419	.395	.571	.900	16	29	28	24	22	27	25	35	--	--	--	--	33	50
11/30	@BKN	W	.505	.495	.583	.389	1.000	.667	31	37	42	34	29	35	27	22	--	--	--	--	21	48
12/2	MIN	L	.484	.512	.480	.355	.895	.867	23	30	36	32	28	26	30	35	--	--	--	--	30	40
12/6	@CHI	L	.433	.422	.270	.480	1.000	.793	24	27	20	21	20	35	36	28	--	--	--	--	14	23
12/8	TOR	W	.557	.505	.520	.188	.900	.762	35	22	31	32	24	23	29	39	--	--	--	--	28	34
12/11	MIA	L	.476	.481	.415	.429	.773	.794	24	29	26	30	27	30	37	27	--	--	--	--	23	39
12/13	@MIA	L	.532	.477	.387	.500	.909	.947	23	22	22	34	25	35	34	24	--	--	--	--	13	45
12/15	NOP	L	.446	.475	.290	.333	.762	.844	20	21	19	29	37	26	31	36	--	--	--	--	9	24
12/16	PHI	L	.363	.602	.200	.452	.818	.882	17	33	27	40	15	27	23	35	--	--	--	--	33	48
12/18	@TOR	L	.438	.512	.250	.276	1.000	.818	27	19	25	29	29	31	18	35	--	--	--	--	24	43
12/20	@IND	L	.474	.613	.258	.462	.789	.933	29	31	31	40	26	36	27	37	--	--	--	--	33	70
12/23	DEN	L	.386	.433	.286	.400	.826	.857	27	25	33	29	9	30	26	18	--	--	--	--	45	25
12/26	@LAC	L	.462	.471	.207	.412	.750	.760	27	26	23	29	30	27	24	31	--	--	--	--	34	33
12/28	@LAL	L	.471	.536	.455	.500	.607	1.000	31	28	26	30	23	41	32	34	--	--	--	--	36	63
12/29	@PHX	L	.478	.622	.500	.600	1.000	.958	30	36	28	32	31	35	30	30	--	--	--	--	36	31
1/1	@DEN	L	.419	.494	.385	.395	.688	.778	18	24	31	25	17	40	27	22	--	--	--	--	17	36
1/2	@SAC	W	.512	.435	.353	.389	.789	.588	25	21	20	29	30	28	36	26	--	--	--	--	29	26
1/5	@CHI	L	.404	.541	.294	.357	.750	.824	22	23	19	24	28	27	22	30	--	--	--	--	22	38
1/8	CHI	L	.426	.489	.405	.346	.882	.833	25	24	18	27	33	32	31	24	5	12	--	--	32	40
1/10	SAC	L	.402	.517	.421	.371	.750	.783	28	33	31	38	21	24	18	28	--	--	--	--	25	49
1/12	@SAS	L	.360	.517	.294	.474	.893	.794	22	28	23	38	26	37	28	32	--	--	--	--	28	69
1/14	@MIA	L	.347	.494	.244	.440	.733	.812	16	26	15	26	30	25	26	27	--	--	--	--	15	39
1/17	@NOP	L	.433	.500	.422	.532	.833	.826	36	43	25	23	21	30	30	36	--	--	--	--	22	56
1/19	SAS	W	.560	.560	.552	.469	.875	.647	34	32	32	26	31	27	27	35	--	--	--	--	12	51
1/20	PHI	L	.412	.424	.243	.200	.714	.833	24	24	21	22	28	23	16	28	--	--	--	--	9	13
1/22	@MIN	W	.568	.524	.378	.439	.778	.760	32	34	32	35	28	38	36	18	--	--	--	--	32	14
1/24	@DET	L	.437	.500	.395	.395	.789	.600	31	28	21	24	40	37	14	24	--	--	--	--	20	39
1/26	HOU	L	.412	.562	.310	.394	.781	.806	28	30	25	25	25	44	26	39	--	--	--	--	43	65
1/27	UTA	L	.511	.559	.406	.415	.714	.765	24	47	23	35	41	23	34	29	--	--	--	--	54	45
1/29	NYK	L	.457	.524	.344	.324	.500	.812	25	26	18	20	24	44	25	23	--	--	--	--	7	26
1/31	CHI	L	.444	.517	.348	.379	.824	.727	27	28	32	29	27	29	24	31	--	--	--	--	37	19
2/2	@OKC	L	.446	.587	.452	.472	.714	.778	19	39	23	34	30	32	34	21	--	--	--	--	39	51
2/4	IND	L	.398	.489	.276	.333	.840	.778	13	26	31	29	32	36	23	24	--	--	--	--	26	35
2/5	LAL	L	.490	.562	.406	.235	.786	.842	29	37	29	37	28	26	32	24	--	--	--	--	30	26
2/7	TOR	L	.489	.531	.410	.515	.650	.833	36	27	24	27	37	37	20	32	--	--	--	--	25	38
2/9	@MIL	L	.342	.436	.241	.346	.793	.833	17	31	21	35	25	33	21	21	--	--	--	--	32	42
2/10	MEM	W	.573	.467	.516	.364	.714	.500	25	28	33	21	27	27	30	30	--	--	--	--	45	38
2/12	IND	W	.537	.506	.294	.267	.812	.625	25	24	23	25	33	31	30	22	--	--	--	--	44	18
2/14	ATL	W	.494	.404	.405	.237	.950	.900	31	29	32	24	35	25	26	19	--	--	--	--	40	35
2/22	@UTA	W	.435	.430	.476	.231	.682	.889	34	26	22	26	29	38	30	17	--	--	--	--	47	32
2/23	@GSW	L	.364	.427	.282	.310	.818	.800	15	22	14	21	23	30	32	24	--	--	--	--	26	44
2/25	@POR	W	.493	.347	.292	.094	.706	.688	24	18	23	16	23	25	23	21	--	--	--	--	20	23
2/27	@MIL	L	.370	.517	.275	.400	.824	.833	16	32	10	26	23	38	36	27	--	--	--	--	30	60
2/29	MIL	L	.439	.453	.308	.410	.750	.850	25	35	26	35	23	22	25	19	--	--	--	--	40	36
3/1	@PHI	L	.512	.479	.424	.432	.824	.909	27	32	36	26	21	30	30	33	--	--	--	--	42	27
3/3	@TOR	L	.467	.462	.296	.342	.750	.778	29	27	19	25	27	30	31	29	--	--	--	--	24	28
3/5	ORL	L	.458	.541	.364	.371	1.000	.533	20	25	23	20	23	30	23	26	--	--	--	--	23	46
3/8	@WAS	L	.400	.494	.214	.182	.733	.870	16	24	29	24	31	20	24	44	--	--	--	--	18	34
3/9	BKN	W	.543	.400	.367	.333	.733	.765	31	35	32	17	27	30	20	17	--	--	--	--	27	15
3/11	@DET	L	.386	.477	.325	.238	.696	.917	23	34	23	19	21	33	30	28	--	--	--	--	11	31

MILESTONE WATCH

LaMelo Ball

- Has 1,364 assists in his career and needs 136 to reach 1,500.
- Has 1,364 assists as a Hornet and needs 66 to pass Dell Curry (1,429) for ninth in franchise history. He could also pass Brevin Knight (1,497), Nicolas Batum (1,521), Larry Johnson (1,553) and Baron Davis (1,605) this season.

Miles Bridges

- Has 5,048 points as a Hornet and needs 194 to pass David Wesley (5,241) for ninth on Charlotte's all-time leaderboard.
- Has 1,909 field goals made as a Hornet and needs 12 to pass David Wesley (1,920) for ninth on Charlotte's all-time leaderboard.
- Has 1,669 defensive rebounds as a Hornet and needs 22 to pass Michael Kidd-Gilchrist (1,690) for ninth in Charlotte history. He could also pass Bismack Biyombo (1,716) this season.

Nick Richards

- Has 963 rebounds in his career and needs 37 to reach 1,000.

JT Thor

- Has 470 points in his career and needs 30 to reach 500.

Mark Williams

- Has 488 rebounds in his career and needs 12 to reach 500.
- Has 66 blocks in his career and needs 34 to reach 100.