



CLEVELAND CAVALIERS (48-34)

VS. ORLANDO MAGIC (47-35)

Saturday, April 20, 2024 | 1:00 p.m. ET ROCKET MORTGAGE FIELDHOUSE, CLEVELAND, OH TV: ESPN/BALLY SPORTS OHIO AUDIO: WTAM/WMMS/WNZN

2023-24 CLEVELAND CAVALIERS GAME NOTES

FOLLOW @CAVSNOTES ON "X"

PLAYOFFS ROUND 1

GAME #1

LAST GAME STARTERS

PLAYER / 2023-24 REGULAR SEASON AVERAGES

#	Player	GP/GS	PPG	RPG	APG	SPG	BPG	MPG	Notes
#1	Max Strus	70/70	12.2	4.8	4.0	0.9	0.4	32.0	F • 6-6 • 215 • DePaul • 5th Season
#4	Evan Mobley	50/50	15.7	9.4	3.2	0.9	1.4	30.6	F • 7-0 • 215 • USC • 3rd Season
#31	Jarrett Allen	77/77	16.5	10.5	2.7	0.7	1.1	31.7	C • 6-11 • 248 • Texas • 7th Season
#45	Donovan Mitchell	55/55	26.6	5.1	6.1	1.6	0.5	35.3	G • 6-3 • 215 • Louisville • 7th Season
#10	Darius Garland	57/57	18.0	2.7	6.5	1.3	0.1	33.3	G • 6-1 • 186 • Vanderbilt • 5th Season

CAVS QUICK FACTS

- Cleveland is facing Orlando in the 1st round of the 2024 NBA Playoffs. It is the second time in team history that the Cavaliers have played the Magic in the Playoffs (2009 Eastern Conference Finals). Cleveland split the season series with Orlando (2-2) and are 8-3 against the Magic in their last 11 matchups since 2021. The Cavaliers largest win on the road this season came at Orlando on Jan. 22, winning 126-99 (+27). It was tied for the 2nd-largest margin of victory in Orlando in team history.
- The Cavs concluded the regular season with a 48-34 record, finishing as the 4th seed in the East. It is the 2nd-straight season that Cleveland has made the playoffs (51-31, 4th seed in 2023 NBA playoffs). The Cavs finished the season with 22 road wins, marking their most wins on the road in a season since the 2015-16 season (24-17 on the road). The Cavs also held their opponents under 100 points 14 times (14-0) and held their opponents to 110.2 PPG, ranking 7th in the NBA for opponent points per game. Cleveland made 1,108 three-pointers this season, its most triples made in a single season in team history (team record 13.5 3PM per game). Cleveland also averaged 112.6 PPG, marking their 2nd-highest scoring average in a season in team history (114.1 PPG in 1979-80).
- DONOVAN MITCHELL was named an All-Star for the 5th time this season, averaging 26.6 PPG, a career-high 6.1 APG, a career-high 5.1 RPG and a career-high 1.84 SPG in 35.3 MPG. He is just the 9th player in Cavaliers history to have multiple NBA All-Star selections. He also posted a career-high 6 double-doubles on the season (Cavs were 6-0 in those games). Mitchell became the 2nd player in Cavs history to have multiple seasons averaging 26.0+ PPG (LeBron James, 8 times) and was 1 of 2 players in the NBA this season averaging 25.0+ PPG, 5.0+ APG, 5.0+ RPG and 1.5+ SPG (Shai Gilgeous-Alexander). In Cleveland's trip to Paris, France this season to play the Brooklyn Nets, Mitchell finished the game with a NBA Paris Game record 45 PTS, 12 REB, 6 AST and 4 STL, becoming the 5th player in NBA history to reach those totals in a game (Michael Jordan, Bob McAdoo, Larry Bird and David Robinson). Over his last 5 matchups against Orlando, Donovan Mitchell is averaging 31.8 PPG, 5.4 APG, 4.0 RPG and 1.80 SPG in 36.4 MPG.
- JARRETT ALLEN finished the season averaging a career-high 16.5 PPG on .634 FG% (4th-best in the NBA), 10.5 RPG (11th in the NBA), a career-high 2.7 APG and 1.05 BPG in 31.7 MPG. He appeared in 77 games this season, his most games played since the 2018-19 season (80 games). Allen recorded a career-high 42 double-doubles this season, including a franchise record 16-straight from Dec. 23-Jan. 31. His 42 DBL-DBL are the most in a season by a Cavalier since LeBron James in 2017-18 (52 DBL-DBL). It was Allen's 3rd-straight season with 30+ DBL-DBLS, becoming the 3rd Cavalier in team history to do that (Kevin Love, Brad Daugherty). He was 1 of 2 players in the Eastern Conference this season averaging 16.0+ PPG, 10.0+ RPG, 2.5+ APG and 1.0+ BPG (Giannis Antetokounmpo).
- EVAN MOBLEY averaged a near double-double this season with 15.7 PPG on .580 FG% (11th in the NBA), a career-high 9.4 RPG, 3.2 APG and 1.44 BPG in 30.6 MPG. Mobley recorded 22 double-doubles on the season and shot 22-59 (.379) from the three-point line, marking his best 3FG% of his career. He recorded his first 30-10 game this season, finishing with 33 PTS, 14 REB and 3 BLK on Oct. 28 vs. IND.
- CARIS LEVERT finished the season as the only reserve in the NBA to average at least 13.0 PPG, 4.0 APG, 3.0 RPG and 1.0+ SPG. He recorded 14 games this season off the bench with 10+ PTS, 5+ REB and 5+ AST which lead all NBA reserves. He finished the season among NBA bench leaders in points (13.6 PPG, 3rd), assists (4.8 APG, 3rd) and steals (1.09 SPG, 2nd).
- OTHER NOTABLE CAVS INFO: GEORGES NIANG played in all 82 games this season, the first Cavalier to do so since Collin Sexton in 2018-19. Niang averaged career-highs in PTS (9.4) and RPG (3.4) in 22.3 MPG this season. SAM MERRILL finished the season with the 4th-most three-pointers made off the bench in Cavs history (141 3FGM).
- MILESTONE ALERT: TRISTAN THOMPSON (78 playoffs game with Cleveland) ranks 3rd in Cavaliers history in total playoff games played and is two games shy of passing J.R. Smith (79 games) for 2nd in Cavs history for total playoff games played.

CAVALIERS PRONUNCIATIONS

Emoni Bates (e-MON-e); Georges Niang (George KNEE-yan); Isaac Okoro (oh-CORE-oh); Max Strus (str-OOS)

INJURIES

<https://official.nba.com/nba-injury-report-2023-24-season/>

2023-24 REGULAR SEASON CAVALIERS RECORDS

	RECORD	HOME	ROAD	OT	STREAKS
OVERALL	48-34	26-15	22-19	3-1	OVERALL Lost 1
WESTERN	17-13	10-5	7-8	2-0	WESTERN Won 1
EASTERN	31-21	16-10	15-11	1-1	EASTERN Lost 1
CENTRAL	11-5	6-2	5-3	0-1	CENTRAL Won 3

2023-24 REG. SEASON SCHEDULE

DATE	OPPONENT	SCORE	RECORD
10/25	@ Nets	114-113	W 1-0
10/27	vs. Thunder	105-108	L 1-1
10/28	vs. Pacers	113-125	L 1-2
10/31	vs. Knicks	91-109	L 1-3
11/1	@ Knicks	95-89	W 2-3
11/3	@ Pacers	116-121	L 2-4
11/5	vs. Warriors	115-104	W 3-4
11/8	@ Thunder	120-128	L 3-5
11/11	@ Warriors	118-110	W 4-5
11/13	@ Kings	120-132	L 4-6
11/15	@ Trail Blazers	109-95	W 5-6
11/17	vs. Pistons	108-100	W 6-6
11/19	vs. Nuggets	121-109	W 7-6
11/21	@ 76ers	122-119*	W 8-6
11/22	vs. Heat	96-129	L 8-7
11/25	vs. Lakers	115-121	L 8-8
11/26	vs. Raptors	105-102	W 9-8
11/28	vs. Hawks	128-105	W 10-8
11/30	vs. Trail Blazers	95-103	L 10-9
12/2	@ Pistons	110-101	W 11-9
12/6	vs. Magic	121-111	W 12-9
12/8	@ Heat	111-99	W 13-9
12/11	@ Magic	94-104	L 13-10
12/12	@ Celtics	113-120	L 13-11
12/14	@ Celtics	107-116	L 13-12
12/16	vs. Hawks	127-119	W 14-12
12/18	vs. Rockets	135-130*	W 15-12
12/20	vs. Jazz	124-116	W 16-12
12/21	vs. Pelicans	104-123	L 16-13
12/23	@ Bulls	109-95	W 17-13
12/27	@ Mavericks	113-110	W 18-13
12/29	vs. Bucks	111-119	L 18-14
1/1	@ Raptors	121-124	L 18-15
1/3	vs. Wizards	140-101	W 19-15
1/5	vs. Wizards	114-90	W 20-15
1/7	vs. Spurs	117-115	W 21-15
1/11	vs. Nets	111-102	W 22-15
1/15	vs. Bulls	109-91	W 23-15
1/17	vs. Bucks	135-95	W 24-15
1/20	@ Hawks	116-95	W 25-15
1/22	@ Magic	126-99	W 26-15
1/24	@ Bucks	116-126	L 26-16
1/26	@ Bucks	112-100	W 27-16
1/29	vs. Clippers	118-108	W 28-16
1/31	vs. Pistons	128-121	W 29-16
2/1	@ Grizzlies	108-101	W 30-16
2/3	@ Spurs	117-101	W 31-16
2/5	vs. Kings	136-110	W 32-16
2/7	@ Wizards	114-106	W 33-16
2/8	@ Nets	118-95	W 34-16
2/10	@ Raptors	119-95	W 35-16
2/12	vs. 76ers	121-123	L 35-17
2/14	vs. Bulls	108-105	W 36-17
2/22	vs. Magic	109-116	L 36-18
2/23	@ 76ers	97-104	L 36-19
2/25	@ Wizards	114-105	W 37-19
2/27	vs. Mavericks	121-119	W 38-19
2/28	@ Bulls	123-132**	L 38-20
3/1	@ Pistons	110-100	W 39-20
3/3	vs. Knicks	98-107	L 39-21
3/5	vs. Celtics	105-104	W 40-21
3/6	@ Hawks	101-112	L 40-22
3/8	vs. Timberwolves	113-104*	W 41-22
3/10	vs. Nets	101-120	L 41-23
3/11	vs. Suns	111-117	L 41-24
3/13	@ Pelicans	116-95	W 42-24
3/16	@ Rockets	103-117	L 42-25
3/18	@ Pacers	108-103	W 43-25
3/20	vs. Heat	104-107	L 43-26
3/22	@ Timberwolves	91-104	L 43-27
3/24	@ Heat	84-121	L 43-28
3/25	vs. Hornets	115-92	W 44-28
3/27	@ Hornets	111-118	L 44-29
3/29	vs. 76ers	117-114	W 45-29
3/31	@ Nuggets	101-130	L 45-30
4/2	@ Jazz	129-113	W 46-30
4/3	@ Suns	101-122	L 46-31
4/6	@ Lakers	97-116	L 46-32
4/7	@ Clippers	118-120	L 46-33
4/10	vs. Grizzlies	110-98	W 47-33
4/12	vs. Pacers	129-120	W 48-33
4/14	vs. Hornets	110-120	L 48-34



VS. ORLANDO (REGULAR SEASON RECORD: 47-35)

2023-24 REGULAR SEASON	PPG	OPP. PPG	FG%	3FG%	FT%	RPG	APG	SPG	TO	BPG
Magic	110.5	108.4	.476	.352	.759	42.3	24.7	8.16	14.7	5.16
Cavaliers	112.6	110.2	.479	.367	.765	43.3	28.0	7.38	13.6	4.63



2023-24 REGULAR SEASON INDIVIDUAL BESTS			2023-24 REGULAR SEASON MAGIC BESTS			2023-24 REGULAR SEASON TEAM		
Points	36	Darius Garland @ ORL 12/11/23	Points	42	Paolo Banchero vs. ORL 12/6/23	Biggest Win	27	@ ORL 1/22/24
Rebounds	13	Tristan Thompson @ ORL 12/11/23	Rebounds	10	Paolo Banchero @ ORL 12/11/23	Biggest Loss	10	@ ORL 12/11/23
Assists	13	Donovan Mitchell @ ORL 1/22/24	Assists	9	Franz Wagner vs. ORL 12/6/23			

CAVS ALL-TIME BEST VS. ORL			ORL ALL-TIME BEST VS. CLE			CLE-ORL SERIES		
POINTS	44	LeBron James 3/17/09, Donovan Mitchell 4/4/23	POINTS	45	Victor Oladipo 3/18/16	Biggest Win	35	12/11/15 (111-76)
REBOUNDS	25	Anderson Varejao 1/2/14	REBOUNDS	21	Nikola Vucevic 4/7/13	Biggest Loss	30	11/3/01 (69-99)
ASSISTS	17	Mark Price 4/16/93	ASSISTS	21	Scott Skiles 4/16/93			

2023-24 REGULAR SEASON VS. MAGIC			2022-23 REGULAR SEASON VS. MAGIC			SERIES HISTORY VS. MAGIC			
DATE	SITE	TIME/RESULT	DATE	SITE	RESULT	ALL-TIME	STREAKS	LAST WIN	LAST LOSS
12/6/23	Cleveland	W, 121-111	10/26/22	Cleveland	W, 103-92	Overall	65-61	Lost 1	1/22/24 2/22/24
12/11/23	Orlando	L, 94-104	12/2/22	Cleveland	W, 107-96	Home	39-23	Lost 1	12/6/23 2/22/24
1/22/24	Orlando	W, 126-99	4/4/23	Orlando	W, 117-113	Road	26-38	Won 1	1/22/24 12/11/23
2/22/24	Cleveland	L, 109-116	4/6/23	Orlando	W, 118-94				

CLE-ORL 2023-24 SERIES (2-2)

MAGIC 116, CAVALIERS 109 – FEBRUARY 22, 2024 – ROCKET MORTGAGE FIELDHOUSE – CLEVELAND, OH – GAME #54

TEAM	1	2	3	4	OT	FINAL	FG	FGA	FG%	3FG%	FT%	OR	DR	TR	A	PF	ST	TO	BS
ORL	29	25	32	30	-	116	43	84	.512	.560	.889	10	23	33	26	23	8	13	3
CLE	24	26	32	27	-	109	39	70	.557	.455	.808	7	26	33	31	18	8	19	5
TEAM	HIGH PTS		HIGH REB		HIGH AST		TEAM	HIGH PTS		HIGH REB		HIGH AST							
CLE	J. Allen/D. Garland/M. Strus: 18		J. Allen: 10		D. Garland: 10		ORL	M. Wagner: 22		J. Isaac/M. Wagner: 7		C. Anthony: 6							

CAVALIERS 126, MAGIC 99 – JANUARY 22, 2024 – KIA CENTER – ORLANDO, FL – GAME #41

TEAM	1	2	3	4	OT	FINAL	FG	FGA	FG%	3FG%	FT%	OR	DR	TR	A	PF	ST	TO	BS
CLE	38	34	35	19	-	126	45	80	.563	.526	.727	9	30	39	29	20	10	12	4
ORL	19	28	27	25	-	99	34	74	.459	.379	.667	8	26	34	25	17	7	15	0
TEAM	HIGH PTS		HIGH REB		HIGH AST		TEAM	HIGH PTS		HIGH REB		HIGH AST							
CLE	S. Merrill: 26		J. Allen: 11		D. Mitchell: 13		ORL	P. Banchero: 18		W. Carter Jr.: 9		P. Banchero: 6							

MAGIC 104, CAVALIERS 94 – DECEMBER 11, 2023 – AMWAY CENTER – ORLANDO, FL – GAME #23

TEAM	1	2	3	4	OT	FINAL	FG	FGA	FG%	3FG%	FT%	OR	DR	TR	A	PF	ST	TO	BS
CLE	29	25	15	25	-	94	30	85	.353	.225	.758	18	30	48	15	23	10	14	3
ORL	22	29	30	23	-	104	39	84	.464	.269	.760	12	31	43	22	22	7	14	8
TEAM	HIGH PTS		HIGH REB		HIGH AST		TEAM	HIGH PTS		HIGH REB		HIGH AST							
CLE	D. Garland: 36		T. Thompson: 13		D. Garland: 5		ORL	P. Banchero: 20		P. Banchero: 10		C. Anthony/P. Banchero/F. Wagner: 4							

CAVALIERS 121, MAGIC 111 – DECEMBER 6, 2023 – ROCKET MORTGAGE FIELDHOUSE – CLEVELAND, OH – GAME #21

TEAM	1	2	3	4	OT	FINAL	FG	FGA	FG%	3FG%	FT%	OR	DR	TR	A	PF	ST	TO	BS
ORL	20	32	34	25	-	111	41	84	.488	.087	.730	7	29	36	22	21	10	11	6
CLE	37	28	34	22	-	121	46	86	.535	.412	.750	10	35	45	29	27	5	17	2
TEAM	HIGH PTS		HIGH REB		HIGH AST		TEAM	HIGH PTS		HIGH REB		HIGH AST							
CLE	D. Mitchell: 35		J. Allen: 11		D. Garland: 9		ORL	P. Banchero: 42		C. Anthony: 7		F. Wagner: 9							

CONNECTIONS

Cavs guard/forward **Isaac Okoro** and Magic forward **Chuma Okeke** both played their collegiate career at Auburn University...Orlando head coach **Jamahl Mosley** was an assistant coach with the Cavaliers from 2010-2014... Cavs guard/forward **Isaac Okoro** and Magic center **Wendell Carter Jr.** both grew up in Atlanta and went to high school 18 miles apart... Magic assistant coach **Bret Brielmaier** was an assistant coach with Cavaliers during the 2013-16 seasons...Magic assistant coach **Jesse Mermuys** was an assistant coach for the Houston Rockets along with Cavs head coach **J.B Bickerstaff** and associate head coach **Greg Buckner** during the 2012-13 season....Cavs forward **Jarrett Allen** and Magic guard **Anthony Black** both went to a high school in Texas... Cavs guard **Caris LeVert**, Magic forward **Franz Wagner**, Magic forward **Jett Howard**, Magic forward **Caleb Houston** and Magic center **D.J Wilson** all played collegiately for the Michigan Wolverines...Cavs guard **Donovan Mitchell** and Magic forward **Joe Ingles** and were teammates on the Utah Jazz for five seasons... Cavs guard **Caris LeVert** and Magic center **Goga Bitadze** were teammates on the Indiana Pacers for the 2021-22 seasons.



CAVS RECENT GAMES - (2-3)

HORNETS 120, CAVALIERS 110 – APRIL 14, 2024 – ROCKET MORTGAGE FIELDHOUSE – CLEVELAND, OH – GAME #82 (48-34, 26-15 HOME)

TEAM	1	2	3	4	OT	FINAL	FG	FGA	FG%	3FG%	FT%	OR	DR	TR	A	PF	ST	TO	BS
CHA	24	33	31	32	-	120	46	91	.505	.475	.818	10	37	47	36	11	10	10	9
CLE	33	25	38	14	-	110	44	93	.473	.485	.667	12	31	43	30	8	4	14	1
TEAM	HIGH PTS		HIGH REB		HIGH AST		TEAM	HIGH PTS		HIGH REB		HIGH AST							
CLE	G. Niang: 16		M. Strus: 10		M. Strus: 11		CHA	N. Smith Jr.: 24		J. Thor: 9		T. Mann: 6							

CAVS NOTES: Cleveland shot 16-33 (.485) from the three-point line. The Cavs made a franchise record 1,108 triples this season...The Cavaliers dished out 30 assists on 44 made shots. It was the 15th game this season with 30+ assists...**GEORGES NIANG** recorded a team high 16 points on 6-9 (.667) shooting from the field, including 4-7 (.571) from the three-point line in 23 minutes off the bench. With an appearance against Charlotte, Niang appeared in all 82 games for the Cavaliers this season. He is the first Cavalier to appear in all 82 games since LeBron James during the 2017-18 season...**JARRETT ALLEN** finished with 14 points on 7-7 (1.000) shooting from the field, seven rebounds, two assists and two steals in 23 minutes. Allen shot 20-21 FG (.952) over the final 2 games, the best field goal percentage in a two-game span in Cavaliers history (min. 20 attempts). The last NBA player to go 20-21 (.952) or better from the field in two games was Nikola Jokic, who also went 20-21 FG from Dec. 28-29, 2023...**MAX STRUS** tallied his first career triple-double with 14 points, including 4-6 (.667) shooting from the three-point line, 11 assists and 10 rebounds in 31 minutes. He is the first Cavs player to post a triple-double since Darius Garland (11 PTS, 10 REB, 14 AST) on Jan. 12, 2022 at Utah. It was his 6th game this season with 10+ rebounds and his first game with 10+ assists...**EVAN MOBLEY** recorded 14 points, six rebounds and five assists in 25 minutes. Mobley scored in double-digits for the 43rd time this season...**ISAIAH MOBLEY** contributed a season high 11 points on 5-9 (.556) shooting from the field, three rebounds and one steal in 16 minutes off the bench. It was his second career game with 10+ points (18 PTS on April 6th at ORL)...**PETE NANCE** recorded his first career NBA basket in the game (3-pointer in the 4th quarter)...**TRISTAN THOMPSON** recorded his 6,000th career point as a member of the Cavaliers with his 6th point of the game, becoming the 13th Cavaliers player in team history to record 6,000 points.

CAVALIERS 129, PACERS 120 – APRIL 12, 2024 – ROCKET MORTGAGE FIELDHOUSE – CLEVELAND, OH – GAME #81 (48-33, 26-14 HOME)

TEAM	1	2	3	4	OT	FINAL	FG	FGA	FG%	3FG%	FT%	OR	DR	TR	A	PF	ST	TO	BS
IND	26	33	35	26	-	120	46	89	.517	.281	.864	7	32	39	37	17	7	14	2
CLE	35	35	27	32	-	129	50	95	.526	.406	.696	11	30	41	28	14	9	11	2
TEAM	HIGH PTS		HIGH REB		HIGH AST		TEAM	HIGH PTS		HIGH REB		HIGH AST							
CLE	D. Mitchell: 33J. Allen: 13M. Strus: 9		IND		T. Haliburton/P. Siakam: 19		T. Haliburton/A. Nesmith/P. Siakam/J. Smith/M. Turner: 6		T. Haliburton: 12										

CAVS NOTES: With the 129-120 win, the Cavaliers clinched a spot in the 2024 NBA playoffs. It marked the second consecutive season making it to the postseason and 24th time in franchise history...Cleveland scored 70 points on 30-50 (.600) shooting from the field in the first half. It was the 2nd time this season shooting .600+ FG% in the opening half and the 8th time this season with 70+ PTS in the 1st half...**DONOVAN MITCHELL** recorded 33 points, including 4-10 (.400) from the three-point line, five assists, four rebounds and a season-high tying four steals in 38 minutes. Mitchell scored 30+ PTS for the 21st time this season. It was his first 30-point game since scoring 31 points on Feb. 27th vs. DAL. With his second rebound of the game, Mitchell secured his 2,000th career rebound in the NBA...**JARRETT ALLEN** finished with his 42nd double-double of the season with 29 points on 13-14 (.929) shooting from the field, a game-high 13 rebounds and three assists in 38 minutes. Allen's 13-14 (.929) shooting from the field tied the single-game record for highest FG% on 13 attempts or more (Georges Niang, 13-14 on 1/17/24 vs. MIL, Brad Daugherty, 13-14 on 2/21/92 vs. SAC and Elmore Smith, 13-14 on 3/13/77 at ATL)...**DARIUS GARLAND** tallied 16 points on 6-11 (.545) shooting from the field, including 4-5 (.800) shooting from the three-point line, four assists and two rebounds in 29 minutes...**CARIS LEVERT** contributed 16 points on 6-12 (.500) shooting from the field, six rebounds, five assists, one steal and one block in 27 minutes off the bench. It was LeVert's 14th game with at least 10 PTS, 5 REB and 5 AST off the bench this season which is the most among all NBA reserves...**EVAN MOBLEY** recorded 12 points on 6-7 (.857) shooting from the field, five rebounds, two assists and one block in 29 minutes.

CAVALIERS 110, GRIZZLIES 98 – APRIL 10, 2024 – ROCKET MORTGAGE FIELDHOUSE – CLEVELAND, OH – GAME #80 (47-33, 25-14 HOME)

TEAM	1	2	3	4	OT	FINAL	FG	FGA	FG%	3FG%	FT%	OR	DR	TR	A	PF	ST	TO	BS
MEM	29	22	16	31	-	98	33	84	.393	.438	.947	10	34	44	21	21	10	16	10
CLE	32	16	30	32	-	110	37	82	.451	.405	.724	12	35	47	27	15	11	16	10
TEAM	HIGH PTS		HIGH REB		HIGH AST		TEAM	HIGH PTS		HIGH REB		HIGH AST							
CLE	D. Mitchell: 29		E. Mobley: 12		D. Garland: 9		MEM	J. LaRavia: 32		T. Jemison: 9		S. Pippen Jr.: 6							

CAVS NOTES: Cleveland held Memphis to 98 points on 33-84 (.393) shooting from the field. The Cavs are now a perfect 14-0 when holding teams to under 100 points this season. Cleveland outscored Memphis 30-16 in the 3rd quarter to help secure a lead and eventually the win...With their 4th triple tonight, the Cavs set a franchise record for 3FGM in a single season (1,068). Their previous single season mark was 1,067 3FGM in 2016-17...Cleveland recorded 11 steals and 10 blocks in the win, marking the first time with 10+ BLK and 10+ STL in a game since Dec. 29, 2020 vs. NYK (13 STL, 10 BLK)...**DONOVAN MITCHELL** recorded 29 points on 9-17 (.529) shooting from the field, including 5-10 (.500) from the three-point line, eight assists, four rebounds, a game-high tying three steals and one block in 34 minutes. Tonight was Mitchell's 43rd game with 20+ points this season...**CARIS LEVERT** contributed 18 points, two rebounds, two assists and two steals in 28 minutes off the bench. LeVert is shooting 12-25 (.480) from the three-point line over his last six games...**JARRETT ALLEN** finished with his 41st double-double of the season with 16 points on 7-13 (.538) shooting from the field, 10 rebounds and five assists in 34 minutes...**DARIUS GARLAND** tallied 14 points, a game-high nine assists, a season-high tying six rebounds and one block in 31 minutes...**EVAN MOBLEY** recorded his 22nd double-double of the season with 12 points, a game-high 12 rebounds, a game-high four blocks and a game-high tying three steals in 31 minutes. Mobley's three steals were his second-highest amount of steals this season. It was just his second career game with 10+ PTS, 10+ REB, 4+ BLK and 3+ STL.

CLIPPERS 120, CAVALIERS 118 – APRIL 7, 2024 – CRYPTO.COM ARENA – LOS ANGELES, CA – GAME #79 (46-33, 22-19 AWAY)

TEAM	1	2	3	4	OT	FINAL	FG	FGA	FG%	3FG%	FT%	OR	DR	TR	A	PF	ST	TO	BS
CLE	40	40	18	20	-	118	42	88	.477	.367	.852	7	29	36	27	16	10	11	2
LAC	33	26	27	34	-	120	41	84	.488	.400	1.000	11	37	48	26	22	5	16	2
TEAM	HIGH PTS		HIGH REB		HIGH AST		TEAM	HIGH PTS		HIGH REB		HIGH AST							
CLE	D. Garland: 28		J. Allen: 10		M. Strus: 9		LAC	P. George: 39		P. George/I. Zubac: 11		P. George: 7							

CAVS NOTES: The Cavs scored 80 points in the first half, marking the most points scored in a half this season...**DARIUS GARLAND** finished with a team-high 28 PTS, including 4-8 (.500) shooting from the three-point line, eight assists, five rebounds and a career-high tying five steals in 40 minutes of play. It was his 2nd-straight game with five steals...**EVAN MOBLEY** tallied 20 points, six rebounds and four assists in 31 minutes. He scored 11 of his points in the first quarter, marking his highest scoring 1st quarter of the season...**MAX STRUS** finished with 20 points, including 4-9 (.444) shooting from the three-point line, a season-high nine assists, four rebounds and one steal in 39 minutes. His nine assists were the second most assists in a game for his career (10 AST on Jan. 18, 2023 at NOP)...**JARRETT ALLEN** recorded his 40th double-double of the season with 17 points, a team-high 10 rebounds, one steal and one block in 35 minutes...**ISAAC OKORO** contributed 11 points on a perfect 4-4 shooting from the field and three rebounds in 25 minutes.

LAKERS 116, CAVALIERS 97 – APRIL 6, 2024 – CRYPTO.COM ARENA – LOS ANGELES, CA – GAME #78 (46-32, 22-18 AWAY)

TEAM	1	2	3	4	OT	FINAL	FG	FGA	FG%	3FG%	FT%	OR	DR	TR	A	PF	ST	TO	BS
CLE	33	23	22	19	-	97	39	90	.433	.314	.667	11	29	40	24	11	11	19	3
LAL	36	29	25	26	-	116	45	80	.563	.432	.625	6	34	40	30	12	11	20	11
TEAM	HIGH PTS		HIGH REB		HIGH AST		TEAM	HIGH PTS		HIGH REB		HIGH AST							
CLE	D. Garland: 26		J. Allen: 12		D. Mitchell: 7		LAL	D. Russell: 28		A. Davis: 13		L. James: 12							

CAVS NOTES: **DARIUS GARLAND** finished with a team-high 26 PTS, including 4-9 (.444) shooting from beyond the arc, 2 AST, 2 REB and a career-high tying 5 STL in 35 MIN. It was the 3rd time in his career recording 5 STL in a game. It was also his 11th time this season scoring 25+ PTS. He is the 6th Cavalier in team history to have multiple games with 25+ PTS and 5+ STL before their 25th birthday (Garland recorded 41 PTS, 5 STL on Nov. 18, 2022 vs. Charlotte in 2 OT)...**CARIS LEVERT** recorded 21 PTS on 8-14 (.571) shooting from the field, 7 REB and 2 AST in 28 MIN off the bench...**JARRETT ALLEN** contributed his 39th double-double of the season with 12 PTS, a team-high 12 REB, 3 AST and 1 STL in 34 MIN...**DONOVAN MITCHELL** contributed 10 PTS, 7 AST, 5 REB, 3 STL and 2 BLK in 38 MIN...**GEORGES NIANG** chipped in 12 PTS on 5-6 (.833 FG%) shooting from the field in 24 MIN off the bench.





CAVALIERS ALL-TIME RANKINGS

*SEVERAL CAVALIER PLAYERS MOVED UP IN THE FRANCHISE'S ALL-TIME TOP 15 CATEGORIES BELOW THIS 2023-24 REGULAR SEASON:

GAMES PLAYED	POINTS SCORED	3-POINTERS MADE	ASSISTS	BLOCKS
1. L. James (849)	1. L. James (23,119)	1. L. James (1,251)	1. L. James (6,228)	1. Z. Ilgauskas (1,269)
2. Z. Ilgauskas (771)	2. Z. Ilgauskas (10,616)	2. K. Love (1,096)	2. M. Price (4,206)	2. J. Williams (1,200)
3. D. Ferry (723)	3. B. Daugherty (10,389)	3. M. Price (802)	3. J. Bagley (2,311)	3. L. Nance Sr. (1,087)
4. B. Smith (720)	4. A. Carr (10,265)	4. K. Irving (723)	4. T. Brandon (2,235)	4. L. James (695)
5. T. THOMPSON (667)	5. M. Price (9,543)	5. D. GARLAND (685)	5t. K. Irving (2,115)	5. T. THOMPSON (461)
6. J. Williams (661)	6. B. Smith (9,513)	6. C. Osman (628)	5t. F. Walker (2,115)	6. J. Chones (450)
7. A. Carr (635)	7. J. Williams (8,504)	7. J. Smith (585)	7. D. GARLAND (2,052)	7. R. Hinson (430)
8. A. Varejao (596)	8. K. Irving (8,232)	8. D. Gibson (578)	8. B. Daugherty (2,028)	8. A. Varejao (399)
9. M. Price (582)	9. K. Love (7,663)	9. W. Person (550)	9. A. Miller (2,015)	9. B. Daugherty (397)
10. B. Daugherty (548)	10. L. Nance Sr. (7,257)	10. D. Ferry (543)	10. A. Carr (1,820)	10. J. Brewer (353)
11. C. Ehlo (513)	11. C. Russell (6,588)	11. D. MITCHELL (427)	11. C. Ehlo (1,803)	11. M. West (325)
12. K. Love (489)	12. W. Free (6,329)	12. M. Williams (414)	12. G. Huston (1,630)	12. J. ALLEN (311)
13. P. Hubbard (469)	13. T. THOMPSON (5,994)	13. C. Ehlo (381)	13. B. Smith (1,566)	13. E. MOBLEY (306)
14. J. Brewer (462)	14. T. Brandon (5,793)	14. D. Jones (344)	14. J. Clemons (1,549)	14. E. Smith (267)
15. T. Brandon (457)	15. J. Chones (5,729)	15. C. Sexton (325)	15. B. Knight (1,441)	15. D. Ferry (253)

FIELD GOALS MADE	FREE THROWS MADE	OFFENSIVE REBOUNDS	DEFENSIVE REBOUNDS	TOTAL REBOUNDS
1. L. James (8,369)	1. L. James (5,130)	1. Z. Ilgauskas (2,336)	1. L. James (5,156)	1. L. James (6,190)
2. A. Carr (4,272)	2. B. Daugherty (2,741)	2. T. THOMPSON (2,186)	2. B. Daugherty (4,020)	2. Z. Ilgauskas (5,904)
3. B. Smith (4,182)	3. Z. Ilgauskas (2,495)	3. J. Williams (1,620)	3. K. Love (3,720)	3. T. THOMPSON (5,564)
4. Z. Ilgauskas (4,045)	4. J. Williams (2,106)	4. A. Varejao (1,486)	4. Z. Ilgauskas (3,568)	4. B. Daugherty (5,227)
5. B. Daugherty (3,823)	5. M. Price (1,883)	5. J. Brewer (1,292)	5. T. THOMPSON (3,378)	5. J. Williams (4,669)
6. M. Price (3,429)	6. A. Carr (1,719)	6. B. Daugherty (1,207)	6. J. Williams (3,049)	6. K. Love (4,493)
7. J. Williams (3,198)	7. C. Russell (1,627)	7. L. Nance (1,067)	7. A. Varejao (2,968)	7. A. Varejao (4,454)
8. K. Irving (3,009)	8. K. Love (1,561)	8. P. Hubbard (1,051)	8. J. Chones (2,750)	8. J. Chones (3,790)
9. L. Nance (2,945)	9. K. Irving (1,491)	9. J. Chones (1,040)	9. L. Nance (2,494)	9. L. Nance (3,561)
10. K. Love (2,503)	10. W. Free (1,406)	10. L. James (1,034)	10. J. Brewer (2,259)	10. J. Brewer (3,551)
11. C. Russell (2,480)	11. L. Nance (1,364)	11. T. Hill (955)	11. T. Hill (1,830)	11. B. Smith (3,057)
12. J. Chones (2,456)	12. P. Hubbard (1,318)	12. D. Gooden (824)	12. J. ALLEN (1,765)	12. T. Hill (2,785)
13. T. THOMPSON (2,414)	13. S. Kemp (1,204)	13. J. ALLEN (813)	13. D. Gooden (1,698)	13. J. ALLEN (2,578)
14. W. Free (2,372)	14. T. THOMPSON (1,157)	14. K. Love (773)	14. D. Ferry (1,605)	14. D. Gooden (2,522)
15. M. Mitchell (2,219)	15. B. Smith (1,148)	15. C. Ehlo (737)	15. C. Ehlo (1,530)	15. P. Hubbard (2,360)

2023-24 CAVS RECORDS: TRISTAN THOMPSON moved past Jim Chones (450 BLK) for sole possession of 5th place on the franchise's all-time blocks list with his sole swat at Philadelphia on Nov. 21...EVAN MOBLEY moved past Elmore Smith (267 BLK) for 12th place on the franchise's all-time blocks list with his seventh and final block against Atlanta on Nov. 28...TRISTAN THOMPSON passed Austin Carr (635 GP) for sole possession of the 6th-most games place in franchise history and passed Bingo Smith (1,148 FTM) for 14th in free throws made at Miami on Dec. 8...DARIUS GARLAND passed Daniel Gibson (578 3FGM) for sole possession of the 7th-most three-pointers made in franchise history at Miami on Dec. 8...DONOVAN MITCHELL moved into the Cavaliers Top 15 in three-pointers made, passing Chris Mills (297 3FGM) for No. 15 at Orlando on Dec. 11...DARIUS GARLAND passed JR Smith (585 3FGM) for the 6th-most three-pointers made in franchise history at Boston on Dec. 12...TRISTAN THOMPSON moved past World B. Free (2,372 FGM) for the 13th most field goals in team history with his first basket against Utah on Dec. 20...JARRETT ALLEN moved past Danny Ferry (253 BLK) for 14th place in blocks with his first swat against Milwaukee on Dec. 29...DONOVAN MITCHELL passed Collin Sexton (325 3FGM) for 14th place in three-pointers made with his third triple against Washington on Jan. 5...JARRETT ALLEN passed Elmore Smith (267 BLK) for 13th place in blocks with his third swat at Atlanta on Jan. 20...DONOVAN MITCHELL moved past Damon Jones (344 3FGM) for sole possession of 13th place in three-pointers with his first triple at Milwaukee on Jan. 24...DARIUS GARLAND passed Craig Ehlo (1,803 AST) for 10th place in assists with his fourth dime at Memphis on Feb. 1...DARIUS GARLAND passed Austin Carr (1,820 AST) for 9th place in assists with his first dish at Brooklyn on Feb. 8...JARRETT ALLEN passed Craig Ehlo (737 OREB, 1,530 DREB, 2,267 Total REB) for 14th place in offensive rebounds, 14th place in defensive rebounds and 15th place in total rebounds against Philadelphia on Feb. 12...DARIUS GARLAND became the 6th player in franchise history to record 600 career three-pointer with his first trey against Chicago on Feb. 14...DARIUS GARLAND passed Cedi Osman (628 3FG) for 5th place in three-pointers made with his fourth trey against New York on March 3...JARRETT ALLEN passed Phil Hubbard (2,360 REB) for 14th place in total rebounds with his 12th board against Boston on March 5...JARRETT ALLEN passed Danny Ferry (1,605 DREB) for 13th place in defensive rebounds with his third def. board at Atlanta on March 6...JARRETT ALLEN passed Kevin Love (773 OREB) for 13th place in offensive rebounds with his third off. board against Phoenix on March 11...TRISTAN THOMPSON passed Hot Rod Williams (661 GP) for 5th place in games played at Charlotte on March 27...DARIUS GARLAND moved past Andre Miller (2,015 AST) for 8th place in assists with his third dish at Utah on April 2...JARRETT ALLEN moved past Drew Gooden (2,522 REB) for 13th place in total rebounds at Utah on April 2...DONOVAN MITCHELL moved past Mo Williams (414 3FGM) for 11th place in three-pointers with his first triple at Phoenix on April 3...DARIUS GARLAND passed Brad Daugherty (2,028 AST) for 7th place in assists at Phoenix on April 3.



REGULAR SEASON MILESTONES

*YELLOW HIGHLIGHT INDICATES PLAYER IS NEAR MILESTONE

JARRETT ALLEN		DARIUS GARLAND	
300 STL (292)	Needs 8	6,000 PTS (5,660)	Needs 340
200 Double-Doubles (189)	Needs 11	700 3FGM (681)	Needs 19
500 Games Played (485)	Needs 15		
DAMIAN JONES		CARIS LEVERT	
300 GP (278)	Needs 22	700 3FGM (673)	Needs 27
1,000 REB (869)	Needs 131	500 STL (491)	Needs 9
MARCUS MORRIS SR.		DONOVAN MITCHELL	
10,000 PTS (9,958)	Needs 42	12,000 PTS (11,619)	Needs 381
1,300 3FGM (1,299)	Needs 1	1,400 3FGM (1,385)	Needs 15
3,000 DREB (2,987)	Needs 13	2,000 FTM (1,964)	Needs 36
EVAN MOBLEY		GEORGES NIANG	
200 GP (197)	Needs 3	800 3FGM (713)	Needs 87
ISAAC OKORO		MAX STRUS	
300 3FG (260)	Needs 40	600 3FGM (592)	Needs 8
		1,000 FGM (959)	Needs 41
		3,000 PTS (2,724)	Needs 276
TRISTAN THOMPSON		DEAN WADE	
7,000 PTS (6,747)	Needs 253	300 3FG (255)	Needs 45
800 GP (778)	Needs 22		
4,000 DREB (3,816)	Needs 184		

2023-24 MILESTONES: EVAN MOBLEY recorded his 1,000th defensive rebound with his 8th def. board at Indiana on Nov. 3...EVAN MOBLEY recorded his 250th career block against Golden State on Nov. 5, becoming the *youngest player in franchise history* to reach that mark at 22y, 140d (previous mark was held by LeBron James at 22y, 326d)...EVAN MOBLEY made his 1,000th career field goal with his 9th and final basket at Oklahoma City on Nov. 8...CARIS LEVERT played in his 400th career regular season game at Golden State on Nov. 11...MAX STRUS scored his 2,000th career point with his 7th point at Golden State on Nov. 11...EVAN MOBLEY recorded his 50th career double-double, becoming the *4th youngest player in Cavs history* to reach that mark...MAX STRUS played in his 200th career regular season game at Portland on Nov. 15...JARRETT ALLEN scored his 5,000th career point against Denver on Nov. 19...JARRETT ALLEN made his 2,000th career field goal with his 4th basket against Toronto on Nov. 26...GEORGES NIANG played in his 400th career regular season game against Toronto on Nov. 26...DARIUS GARLAND recorded his 300th career steal against Atlanta on Nov. 28...JARRETT ALLEN recorded his 150th career double-double against Portland on Nov. 30...GEORGES NIANG made his 600th career three-pointer with his first trey against Orlando on Dec. 6...DARIUS GARLAND surpassed 5,000 PTS for his career with his final basket at Orlando on Dec. 11...DEAN WADE made his 200th career three-pointer with his fourth and final triple against Atlanta on Dec. 16...MAX STRUS made his 500th career three-pointer with his first trey against Houston on Dec. 18...CARIS LEVERT made his 600th career three-pointer with his second triple against Utah on Dec. 20...DEAN WADE scored his 1,000th career point with his third point at Chicago on Dec. 23...DAMIAN JONES made his 500th career field goal with his second basket at Chicago on Dec. 23...ISAAC OKORO made his 200th career three-pointer with his third triple at Dallas on Dec. 27...CARIS LEVERT scored his 6,000th career point with his 23rd point against San Antonio on Jan. 7...GEORGES NIANG made his 1,000th career field goal with his fourth basket against San Antonio on Jan. 7...DONOVAN MITCHELL recorded his 2,000th career assist against Brooklyn in Paris on Jan. 11... DEAN WADE played in his 200th career regular season game against Brooklyn in Paris on Jan. 11...DONOVAN MITCHELL scored his 11,000th career point with his 30th point against Milwaukee on Jan. 17...ISAAC OKORO recorded his 200th career steal with his second swipe at Atlanta on Jan. 20...DONOVAN MITCHELL made his 1,300th career three-pointer with his first triple at Orlando on Jan. 22...ISAAC OKORO scored his 2,000th career point with his 5th point at Orlando on Jan. 22...JARRETT ALLEN recorded his 4,000th career rebound with his first board at Milwaukee on Jan. 24...DONOVAN MITCHELL made his 4,000th career field goal with his third basket at San Antonio on Feb.3...JARRETT ALLEN recorded his 600th career block with his second swat at Washington on Feb. 7...GEORGES NIANG grabbed his 1,000th career rebound with his third board at Philadelphia on Feb. 23...GEORGES NIANG scored his 3,000th career point with his 6th point against Dallas on Feb. 27...ISAAC OKORO recorded his 100th career block with his first swat at Detroit on March 1...JARRETT ALLEN scored his 6,000th career point with his 17th and final point against Charlotte on March 25...GEORGES NIANG made his 700th career three-pointer with his second trey at Charlotte on March 27...DARIUS GARLAND played in his 300th career game and dished out his 2,000th career assist against Philadelphia on March 29; Garland joined LeBron James and Kyrie Irving as the only Cavs players to reach 5,000 points and 2,000 assists at age 24 or younger...JARRETT ALLEN recorded his 3,000th career defensive rebound at Utah on April 2...EVAN MOBLEY scored his 3,000th career point with his 11th point at Utah on April 2...EVAN MOBLEY recorded his 300th career block at Phoenix on April 3...DONOVAN MITCHELL grabbed his 2,000th career rebound with his 2nd board against Indiana on April 12...CARIS LEVERT made his 1,000th career free throw with his second make against Indiana on April 12.



2023-24 SEASON NOTES


BACK IN THE PLAYOFFS: The Cavs finished the 2023-24 regular season with the 4th-best record in the East at 48-34 and clinched a PLAYOFF SPOT for the 2nd consecutive season and 24th time in franchise history. Cleveland also posted win streaks of 9 games (Jan. 26-Feb. 10) and 8 games (Jan. 3-22), and won 23 of their final 31 home games (includes Paris game).

6 PLAYERS AT 12.0+ PPG: For just the 2nd time in franchise history (minimum 41 GP), the Cavs had 6 players averaging 12.0+ PPG: Donovan Mitchell (26.6), Darius Garland (18.0), Jarrett Allen (16.5), Evan Mobley (15.7), Caris LeVert (14.0) and Max Strus (12.2). The only other time the Cavs have accomplished this feat was back in 1971-72.

1,108

3FGM by Cavs this season,
the MOST in franchise history
(prev. 1,067 in 2016-17).

POSTSEASON AWARDS: As the 2023-24 NBA season heads into awards and voting time, please visit our website (www.cavspostseasonawards.com) or scan the QR code for information on several of our players and head coach for postseason awards.



17-1 STRETCH: From Jan. 3 to Feb. 10, the Cavs posted an NBA-best 17-1 record. That was tied for their most wins over any 18-game span in franchise history (done 7 other times, most recently Nov. 13-Dec. 17, 2017).

NEXT MAN UP: The Cavs utilized 21 different starting lineups this season. Darius Garland, Donovan Mitchell, Max Strus, Evan Mobley and Jarrett Allen have only started together 28 times this season. As a team, Cleveland has had 307 games missed due to injury/illness/assignment this season.

ROAD WARRIORS: Cleveland finished with a 22-19 record (.550) on the road this season, TIED FOR THE 4TH-BEST ROAD RECORD IN THE EAST, and Cleveland's most wins on the road since 2015-16 (24).

BAY AREA VICTORY: At Golden State on Nov. 11, Cleveland recorded their first road win over the Warriors since Game 7 of the 2016 NBA Finals and first regular season road victory against them since March 14, 2014.

MAKE 'EM MISS: Cleveland, the NO. 7 DEFENSIVE RATING TEAM IN THE NBA (112.1), ranked the Top 10 in opponent PPG (7th, 110.2) and opponent FG% (6th, .463).

UNDER 100 POINTS: The Cavs are a perfect 14-0 when holding teams to under 100 points this season. Cleveland also held opponents to 4 straight games under 100 points from Jan. 15-22, the Cavs' longest since November 2021 (also 4 games).

D UP THE 3: In a win at New York on Nov. 1, Cleveland held the Knicks to .167 (5-30) 3FG%, tied for the franchise's lowest opponent 3FG% on 30+ attempts in a regular season game. A month later against Orlando on Dec. 6, the Cavs held the Magic to .087 (2-23) 3FG%, the franchise's lowest opponent 3FG% on 20+ attempts ever.

THE CAVS POSTED THE 4TH-BEST ROAD RECORD IN THE EAST

EAST TEAM	'23-24 ROAD RECORD
1. Boston	27-14 (.659)
2. Miami	24-17 (.585)
3. New York	23-18 (.561)
4t. CLEVELAND	22-19 (.537)
4t. Philadelphia	22-19 (.537)

DEFENSIVE FG% LEADERS ('23-24)

TEAM	DEF. FG%
1. Minnesota	.450
2. Boston	.453
3. Oklahoma City	.455
4. Denver	.462
5. Houston	.463
6. CLEVELAND	.463

CAVS' LOWEST OPPONENT 3FG% ON 30+ ATTEMPTS EVER!

GAME	3FG%
5/26/15 vs. ATL (Playoffs)	.156 (5-32)
11/1/23 at NYK (Reg. Season)	.167 (5-30)
12/6/22 vs. LAL (Reg. Season)	.167 (6-36)

CAVS' LOWEST OPPONENT 3FG% ON 20+ ATTEMPTS EVER!

GAME	3FG%
12/6/23 vs. ORL (Reg. Season)	.087 (2-23)
2/27/13 vs. TOR (Reg. Season)	.100 (2-20)
1/30/07 vs. GSW (Reg. Season)	.100 (2-20)
12/20/03 at CHI (Reg. Season)	.100 (2-20)



OFFENSIVE POWER: The Cavs averaged **112.6 PPG**, the **2ND-HIGHEST** in franchise history (114.1 in 1979-80). The Cavs topped **120+ points on 20 occasions** this season, the **4th-most** in team history, and made a **franchise-record 13.5 threes per game**.

112.6

The Cavs' PPG this season,
2nd-highest in team history!

8 IN DOUBLE FIGURES: In a win over Houston on Dec. 18, the Cavs had **8 players** score in double figures (Mitchell-37, Merrill-19, Strus-17, Wade-12, LeVert-12, Okoro-11, Allen-10 and Niang-10) for the first time since **March 5, 2016** vs. Boston.

LET'S DO IT AGAIN: In Cleveland's victory in Toronto on Feb. 10, the Cavs had 8 players score 10+ PTS for the 2nd time this season (Allen-18, Mobley-17, Mitchell-15, Strus-14, LeVert-14, Niang-13, Okoro-12, Garland-11).

LIGHTS OUT: Since Dec. 12, the Cavs averaged **14.4 threes made per game**, the **3rd-most** in the NBA over that span (BOS – 16.8 GSW – 14.8). Cleveland made **10+ three-pointers in 22 consecutive games** from Jan. 1 to Feb. 22, the **2nd-longest** such streak in franchise history (26 straight games from Nov. 9, 2017 to Jan. 2, 2018). Their **9 games with 20+ 3FGM** is a franchise single season record!

JAMMIN' JANUARY: Sam Merrill knocked down 44 triples in January, the **2nd-most three-pointers** in a single month by a Cavs bench player in franchise history, behind Kevin Love's 47 triples in December 2021.

UP, UP AND AWAY: In Cleveland's win over Utah on Dec. 20, the Cavs made a **season-high 23 three-pointers**, which is tied for the **2nd-most** in any regular season game in team history. Cleveland also knocked down a franchise-record 15 triples off the bench, led by Sam Merrill's 8 threes (tied for most by a reserve in Cavs history).

MOST THREE-POINTERS MADE IN A SINGLE SEASON IN CAVS HISTORY

SEASON	3FGM
2023-24	1,108
2016-17	1,067

MOST CONSECUTIVE GAMES WITH 10+ THREES IN CAVS HISTORY

SEASON / DATE	STREAK
2017-18 (11/9/17 - 1/2/18)	26 Games
2023-24 (1/1/24 - 2/22/24)	22 Games

MOST GAMES WITH 20+ THREE-POINTERS IN CAVALIERS' SINGLE SEASON HISTORY

CAVALIERS SEASON	GAMES W/ 20+ 3FGM
2023-24	9
2016-17	4

MOST 3FGM IN A SINGLE GAME IN CAVALIERS HISTORY (REGULAR SEASON)

3FGM	DATE / OPPONENT
25	3/3/17 at ATL
23	2/5/24 vs. SAC
23	12/20/23 vs. UTA
23	10/30/22 vs. NYK
22	2/28/24 at CHI
22	12/26/21 vs. TOR
22	12/7/16 vs. NYK

MOST 3FGM BY THE BENCH IN A SINGLE GAME IN CAVALIERS HISTORY (REG. SEASON)

3FGM BY BENCH	DATE / OPPONENT
15	12/20/23 vs. UTA
14	1/29/23 vs. LAC
13	2/13/19 at BKN
13	2/8/17 at IND

MOST 3FGM BY A RESERVE IN A SINGLE GAME IN CAVALIERS HISTORY (REGULAR SEASON)

3FGM	CAVS BENCH PLAYER / DATE & OPPONENT
8	*SAM MERRILL (12/20/23 vs. UTA)
8	SAM MERRILL (1/22/24 at ORL)
8	Kyle Korver (2/8/17 at IND)
8	Kevin Love (10/30/22 vs. NYK)
8	Kevin Love (4/10/22 vs. MIL)
8	C.J. Miles (12/29/12 at BKN)
8	Ricky Rubio (11/7/21 at NYK)

*Merrill finished with a CAREER-HIGH 27 PTS





GETTING IT DON: DONOVAN MITCHELL had another All-Star season, averaging 26.6 points, a career-high 5.1 rebounds, a career-high 6.1 assists and a career-high 1.84 steals in 35.3 minutes. Mitchell, the NBA's Eastern Conference Player of the Week for Feb. 5-11, scored 20+ points in 44 of his 55 appearances, including 30+ points 21 times and five 40+ point efforts, while posting a career-high 6 double-doubles.



ALL-STAR HIM: DONOVAN MITCHELL was selected as a reserve for the 2024 NBA All-Star Game in Indianapolis, IN. It was his 5th NBA All-Star selection (2020-2024), as he also became just the 9th player in Cavaliers history to be selected to the All-Star Game on multiple occasions (2023, 2024).



CAVALIERS WITH MULTIPLE ALL-STAR SELECTIONS	
CAVALIER	CAVALIER
LeBron James (10)	Terrell Brandon (2)
Brad Daugherty (5)	Zydrunas Ilgauskas (2)
Kyrie Irving (4)	John Johnson (2)
Mark Price (4)	Larry Nance Sr. (2)
DONOVAN MITCHELL (2)	

PLAYER OF THE MONTH, JUST DON AND BRON: For games played in January, Donovan Mitchell was named the Kia NBA Eastern Conference Player of the Month, just his 2nd time winning the award (December 2021) and 1st time as a member of the Cavaliers. Mitchell joined LeBron James (26 times) as the ONLY players in Cavaliers history to ever win the monthly honor.



SPIDA ALREADY HAS THE 2ND-MOST 40-POINT GAMES IN CAVALIERS HISTORY	
PLAYER	40-PT GAMES
1. LeBron James (11 seasons)	51
2. DONOVAN MITCHELL (2 seasons)	18
3. Kyrie Irving (6 seasons)	11

LONGEST STREAKS WITH A STEAL BY A CAVALIER SINCE 1990	
PLAYER / DATE	STEALS STREAK
1. Terrell Brandon (1/6/95-3/9/95)	26 games
2. Wesley Person (10/31/97-12/17/97)	23 games
3. DONOVAN MITCHELL (10/25/23-12/16/23)	21 games
3. LeBron James (12/27/06-2/7/07)	21 games

1 OF 2: DONOVAN MITCHELL was 1 of only 2 players in the entire NBA averaging 25.0+ PTS, 5.0+ REB, 5.0+ AST and 1.5+ STL this season (Shai Gilgeous-Alexander).

SPIDA STEALS: DONOVAN MITCHELL recorded a steal in 49 games, including 31 multi-steal games. He had a 21-game streak from Oct. 25-Dec. 16, the longest by a Cavaliers player since LeBron James in 2006-07 (also 21 games).

1.84

Mitchell's CAREER-HIGH SPG
this season
(HIGHEST in EAST)



26.0+ PPG: DONOVAN MITCHELL became just the 2nd player in Cavs history to have multiple seasons averaging 26.0+ PPG, joining LeBron James (8 times).

ONE OF THE BEST: Since entering the league in 2017, DONOVAN MITCHELL has been one of the league's best at knocking down three-pointers, as he's made the 5th-most triples over that span.

20-5-5: DONOVAN MITCHELL put up at least 20 PTS, 5 REB and 5 AST in 23 games this season.

FASTEST TO 11K PTS AND 1.2K THREES: In a win over Milwaukee on Jan. 17, DONOVAN MITCHELL scored his 11,000th career point, and became the fastest player in NBA history to accumulate 11,000 points and 1,200 three-pointers made (443 games). The previous record was 474 games by Damian Lillard, followed by 493 games from Stephen Curry.

20+ POINT STREAK: DONOVAN MITCHELL scored 20+ PTS in 22 consecutive regular season games from March 10, 2023 to Nov. 25, 2023. That is the 2nd longest 20+ point streak in Cavaliers history.

40-11-5-3-1: In a win over Atlanta in Cleveland's final NBA In-Season Tournament contest on Nov. 28, DONOVAN MITCHELL recorded his 1st double-double of the season with a game-high 40 PTS (14-25 FG, 9-9 FT), 11 REB, 5 AST, 3 STL and 1 BLK. The only other Cavaliers player to ever reach at least those numbers (40+ PTS, 11+ REB, 5+ AST, 3+ STL, 1+ BLK) in a single game is LeBron James.

MOST 3FGM SINCE 2017-18

PLAYER	3FGM
1. Stephen Curry	1,830
2. Buddy Hield	1,776
3. Damian Lillard	1,565
4. James Harden	1,558
5. DONOVAN MITCHELL	1,385

LONGEST 20+ POINT STREAKS IN CAVALIERS HISTORY (REGULAR SEASON)

CAVALIER	20-PT STREAK
1. LeBron James	49 games (12/14/07-3/26/08)
2. DONOVAN MITCHELL	22 games (3/10/23-11/25/23)
3t. Kyrie Irving	21 games (2/6/17-3/25/17))
3t. LeBron James	21 games (1/29/10-3/19/10)
5. LeBron James	20 games (3/28/05-11/9/05)

ONLY PLAYERS IN CAVS HISTORY TO TALLY 40+ PTS, 11+ REB, 5+ AST, 3+ STL, 1+ BLK

CAVALIER	GAME
LeBron James	4 Times (3/17/09, 3/5/10, 2/26/15, 11/3/17)
DONOVAN MITCHELL	11/28/23 vs. ATL

DON TAKES OVER PARIS: In Cleveland's win vs. Brooklyn in Paris on Jan. 11, DONOVAN MITCHELL erupted for a season-high and NBA Paris Game-record 45 PTS, 12 REB, 6 AST and 4 STL, becoming the 5th player in NBA history to reach those totals in a single game (Michael Jordan, Bob McAdoo, Larry Bird and David Robinson) and 1st NBA player to do so since 1994. No Cavalier has ever put up those numbers in a single game until Mitchell.





THE FRO: JARRETT ALLEN scored in double figures in 67 games this season, averaging a CAREER-HIGH 16.5 PPG on .634 FG% (4th-best in NBA), 10.5 RPG (11th in NBA), his 3.2 OFF REB is 6th in NBA), a career-high 2.7 APG and 1.05 BPG (24th in NBA) in 31.7 MPG. He posted a CAREER-HIGH 42 double-doubles (T-11th in NBA), including a FRANCHISE-RECORD 16 STRAIGHT from Dec. 23-Jan. 31.

PLAYING LIKE AN ALL-STAR		
JARRETT ALLEN'S NUMBERS SINCE DEC. 23 (53 GAMES)		
18.1 PPG	11.6 RPG	
2.9 APG	0.6 SPG	1.1 BPG

37
double-doubles in his last 53 games



LONGEST DOUBLE-DOUBLE STREAKS IN CAVS HISTORY	
PLAYER	STREAK
1. JARRETT ALLEN (12/23/23-1/31/24)	16
2t. Elmore Smith (1/31/78-2/18/78)	11
2t. Andre Drummond (12/23/20-1/11/21)	11
4t. Kenny Carr (1/27/81-2/18/81)	10
4t. Anderson Varejao (11/18/12-2/5/12)	10

NBA PLAYERS AVERAGING 16.0+ PPG, 10.0+ RPG & 1.0+ BPG THIS SEASON	
NBA PLAYER	
JARRETT ALLEN (CLE)	
Anthony Davis (LAL)	
Giannis Antetokounmpo (MIL)	
Victor Wembanyama (SAS)	
Joel Embiid (PHI)	

30 FOR 31: JARRETT ALLEN recorded 30+ double-doubles for the 3rd consecutive season, becoming just the 3rd Cavaliers player ever to accomplish that feat. >>>

3 STRAIGHT SEASONS W/30+ DOUBLE-DOUBLES	
CAVALIER	YEARS
Kevin Love	4 straight (2014-2017)
Brad Daugherty	3 straight (1990-1992)
JARRETT ALLEN	3 straight (2021-2024)

MR. ACCURACY: JARRETT ALLEN shot over .600 FG% for the 5th consecutive season, including a 20-21 (.952) clip over the final two games of the season (best 2-game FG% in Cavs history!).

NBA LEADERS IN FG% (2023-24)	
PLAYER	FG%
1. Daniel Gafford (DAL)	.725
2. Rudy Gobert (MIN)	.661
3. Ivica Zubac (LAC)	.649
4. JARRETT ALLEN (CLE)	.634

30-BALL: JARRETT ALLEN has topped the 30-PT mark twice this season, including a career-best 33-PT, 18-REB performance in Cleveland's win over Minnesota on March 8. Allen has never had a 30-PT game prior to this season.

HIGHEST SINGLE-GAME PLUS/MINUS BY CAVS PLAYER SINCE 2002-03:		
PLAYER		+/-
1. Dion Waiters (11/15/14 vs. ATL)		+45
2. JARRETT ALLEN (11/19/23 vs. DEN)		+42
2. Timofey Mozgov (2/20/15 at WAS)		+42
4. Cedi Osman (10/22/22 at CHI)		+41

TURN IT UP: In Cleveland's win over Denver on Nov. 19, JARRETT ALLEN was a career-best +42, the most by any Cavalier in a single game since 2015.

DOING IT ALL: In the Cavs' win at Chicago on Dec. 23, Allen became the 1st player in franchise history to tally 19+ PTS, 17+ REB, 7+ AST and 0 turnovers. The last NBA player to accomplish this feat was David Lee on March 3, 2010 (21 PTS, 18 REB, 8 AST, 0 TO).

RARE AIR: In the Cavs' win at Dallas on Dec. 27, JARRETT ALLEN put up a dominant performance, tallying 24 PTS, a season-high 23 REB (tied for 6th-most in Cavs history) and 6 AST. He became the 1st player in franchise history to record 20+ PTS, 20+ REB and 5+ AST.

24 PTS
23 REB
6 AST
12/27/23
at DAL
FIRST 20-20-5
GAME IN CAVS
HISTORY

8-8 FG IN A QUARTER: In the Cavs' victory over Atlanta on Dec. 16, JARRETT ALLEN had 25 PTS and 14 REB, including a 17-point, 8-8 FG performance in the first quarter. That was the most field goals made without a miss in a single period by any Cavs player since LeBron James on April 11, 2008 vs. Chicago (10-10 FG in 1st Q).

- **PERFECT AGAIN:** Allen also shot a perfect 8-8 FG in the first quarter vs. Milwaukee on Dec. 29, en route to a career-high 30 points (15-17, .882 FG%), 12 rebounds, six assists and two blocks in 40 minutes. He became the first player in Cavaliers history to finish a game with 15+ FGM on .850+ FG%.



THE 6TH MAN: CARIS LEVERT scored in double figures 50 times this season, including 20+ PTS 15 times, and averaged all-around numbers with 14.0 PTS, 4.1 REB, 5.1 AST and 1.12 STL in 28.8 MPG. He tied his career high with 6 double-doubles and was **THE ONLY RESERVE IN THE ENTIRE NBA** to average at least 13.0 PTS, 3.0 REB, 4.0 AST and 1.0 STL.



NBA PPG LEADERS OFF BENCH (2023-24)

NBA RESERVE	PPG IN GAMES OFF BENCH
1. Malik Monk (SAC)	15.4
2. Norman Powell (LAC)	13.8
3. CARIS LEVERT (CLE)	13.6
4. Bobby Portis (MIL)	13.5

NBA APG LEADERS OFF BENCH (2023-24)

NBA RESERVE	APG IN GAMES OFF BENCH
1. T.J. McConnell (IND)	5.4
2. Malik Monk (SAC)	5.1
3. CARIS LEVERT (CLE)	4.8

LeVert handed out 6+ AST in 9 straight games from March 6-22

NBA SPG LEADERS OFF BENCH (2023-24)

NBA RESERVE	SPG IN GAMES OFF BENCH
1. Dennis Smith Jr. (BKN)	1.17
2. CARIS LEVERT (CLE)	1.09
3. Jose Alvarado (NOP)	1.05

14

LeVert's games with
10+ PTS, 5+ REB &
5+ AST off the bench
(MOST IN NBA)

VERT IN THE FIRST: Against Indiana on Oct. 28, CARIS LEVERT scored 22 PTS in the opening period, which tied his most points ever in the first quarter. He also became just the 4th Cavs player in the last 20 seasons to pour in 22+ PTS in the first frame.

MOST FIRST QUARTER POINTS BY A CAVALIER SINCE 2003:

PLAYER	1 ST Q PTS
Kevin Love (11/23/16 vs. POR)	34
LeBron James (4/11/08 at CHI)	24
LeBron James (2/6/10 vs. NYK)	23
LeBron James (1/31/10 vs. LAC)	23
Donovan Mitchell (3/31/23 vs. NYK)	23
CARIS LEVERT (10/28/23 vs. IND)	22
Kevin Love (11/28/17 vs. MIA)	22

49 YEARS LATER: In a win at Washington on Feb. 25, CARIS LEVERT tallied 18 PTS, a season-high 12 REB and 8 AST. He became just the 2nd bench player in Cavs history to reach those marks in a single game, joining Fouts Walker, who did it 49 years ago (2/23/75 vs. ATL, 18 PTS, 12 REB, 11 AST).

15 ASSISTS NIGHT: At Chicago on Feb. 28, CARIS LEVERT tallied 14 PTS, a CAREER-HIGH 15 AST, 7 REB, 2 STL and 2 BLK in 39 MIN off the bench. His 15 AST were tied for the most ever by a Cavalier off the bench (Bobby Washington on Feb. 9, 1971 vs. LAL). LeVert is also the FIRST PLAYER IN NBA HISTORY to tally at least 14 PTS, 15 AST, 7 REB, 2 STL and 2 BLK off the bench.

THE RETURN OF DG THE PG: DARIUS GARLAND finished the season averaging 18.0 PPG (.446 FG%, .371 3FG%), 2.7 RPG, 6.5 APG and 1.30 SPG in 33.3 MPG. He also had 19 games with 20+ PTS, 4 games with 30+ PTS and 6 double-doubles.

THE ONLY PLAYERS IN THE NBA WITH 18.0+ PPG, 6.0+ APG, 1.3+ SPG		
2023-24 (MIN. 40 GP)		
DARIUS GARLAND (CLE)	Scottie Barnes (TOR)	Trae Young (ATL)
DONOVAN MITCHELL (CLE)	Shai Gilgeous-Alexander (OKC)	Luka Doncic (DAL)
Nikola Jokic (DEN)	Dejounte Murray (ATL)	LeBron James (LAL)

84

3FGM by Garland after the All-Star break. THE 10TH-MOST IN THE NBA.

DG FOR THREE: DARIUS GARLAND is the 2nd player in Cavs history to make 7+ three-pointers in consecutive games (Feb.28-March 1), joining Kevin Love (Nov. 23-25, 2016).

MOVING ON UP: DARIUS GARLAND (685 3FGM) has moved up to 5th on the Cavaliers' all-time 3FGM list, passing Cedi Osman (628 3FG), JR Smith (585 3FGM) and Daniel Gibson (575 3FG) this season.



MAD MAX: Newly acquisition **MAX STRUS** was a strong contributor this season, averaging career highs of **12.2 PTS, 4.8 REB and 4.0 AST in 32.0 MPG**. He posted **5 double-doubles (1 triple-double)** this season after having 2 total his first 4 NBA seasons.



MAXIMUM EFFORT:

MAX STRUS IS AVERAGING CAREER HIGHS IN:

PPG – 12.2

RPG – 4.8

APG – 4.0

SPG – 0.91

BPG – 0.41

MPG – 32.0

546

3FGM by Strus since 2021-22, the 18th-most in the NBA over that span.

THREES ARE KNOCKING: Strus has made **168** threes this season (2nd-most on the team).

A TRIPLE-DOUBLE: Against Charlotte on April 14, **MAX STRUS** (14 PTS, 10 REB, career-high 11 AST) notched the **FIRST TRIPLE-DOUBLE by a Cavs player Darius Garland (11 PTS, 10 REB, 14 AST) on Jan. 12, 2022 at Utah.**

STRUS GETS LOOSE: In his first game with the Wine & Gold on Oct. 25 at Brooklyn, **MAX STRUS (7 3FGM)** tied the NBA record for three-pointers made in a debut with an NBA team, and finished with 27 points and a career-high 12 rebounds in 39 minutes.

20-POINT QUARTER: In a win over Toronto on Nov. 26, **MAX STRUS** scored all **20** of his points in the 3rd quarter, tying his career best for points in a period (12/17/21 at ORL, 20 PTS in 2nd Q).

MAX AT THE BUZZER: According to ESPN Stats and Info, **MAX STRUS' 59-foot game-winning buzzer-beater vs. Dallas on Feb. 27** was the 2nd-longest game winning buzzer beater in the three-point era (since 1979-80). Strus shot a perfect 5-5 from the three-point line in the final 3:42, including a stretch of four consecutive triples, and finished the night with 21 PTS (7-10 3FG). His game-winning shot at the buzzer was also the first by a Cavaliers player since Larry Nance Jr. on Dec. 18, 2018 at Indiana.

MOST 3FGM BY AN NBA PLAYER IN THEIR DEBUT IN NBA HISTORY:

PLAYER	3FGM
MAX STRUS, CLE, 10/25/23	7
Lou Williams, HOU, 2/23/17	7
Danny Green, LAL, 10/22/19	7
Kyrie Irving, BKN, 10/23/19	7
P.J. Washington Jr., CHA, 10/23/19	7
Malik Beasley, MIN, 2/8/20	7
Patty Mills, BKN, 10/19/21	7

***THE PREVIOUS RECORD FOR A CAVS DEBUT WAS 6 BY J.R. BREMER ON OCT. 29, 2003 AT SACRAMENTO.**



LONGEST GAME-WINNING BUZZER BEATERS SINCE 1979-80:

61 FT – Devonte' Graham (12/15/21 at OKC)
59 FT – MAX STRUS (2/27/24 vs. DAL)
 55 FT – Mahmoud Abdul-Rauf (11/27/92 at LAC)
 53 FT – Julius Erving (2/28/86 at DAL)
 50 FT – Tyreke Evans (12/29/10 vs. MEM)



EVAN ALMIGHTY: EVAN MOBLEY averaged a near double-double with 15.7 PPG on a CAREER-HIGH .580 FG% (11th-best in NBA), a CAREER-HIGH 9.4 RPG, 3.2 APG and 1.44 BPG in 30.6 MPG. He also notched 21 double-doubles.

MORE MOBLEY: At Indiana on Nov. 3, EVAN MOBLEY became the FIRST CAVS PLAYER EVER to tally a stat line of at least 14 PTS, 10 REB, 5 AST, 3 STL and 4 BLK in a regular season game.

250 SWATS: EVAN MOBLEY recorded his 250th career block against Golden State on Nov. 5, becoming the youngest player in franchise history to reach that mark at 22y, 140d (previous mark was held by LeBron James at 22y, 326d).

FIRST 30-10 NIGHT: Against Indiana on Oct. 28, EVAN MOBLEY recorded his 1st career 30-10 game with 33 PTS, 14 REB and 3 BLK. He is the 3rd youngest Cavaliers player to post those numbers in a single game.




Mobley scored 20+ PTS in a CAREER-BEST 4 straight games from March 29-April 3

YOUNGEST CAVS WITH 30+ PTS, 10+ REB, 3+ BLK		ONLY CAVS PLAYERS W/A 30-10 GAME UNDER AGE 23	
PLAYER	AGE (DATE, OPPONENT, STAT LINE)	PLAYER	PLAYER
LeBron James	19y, 316d (11/10/04 vs. PHX 38 PTS, 10 REB, 3 BLK)	1. LeBron James (41 Times)	5. Zydrunas Ilgauskas (once)
LeBron James	21y, 47d (Feb. 15, 2006 at BOS 43 PTS, 12 REB, 4 BLK)	2. Cliff T. Robinson (4 Times)	6. Dave Sorenson (once)
EVAN MOBLEY	22y, 132d (10/28/23 vs. IND 33 PTS, 14 REB, 3 BLK)	3. Brad Daugherty (3 Times)	7. J.J. Hickson (once)
LeBron James	22y, 321d (11/16/07 vs. UTA 40 PTS, 10 REB, 3 BLK)	4. Carlos Boozer (2 Times)	8. EVAN MOBLEY (once)

NOT SINCE SHAQ: In the Cavs win over Atlanta on Nov. 28, EVAN MOBLEY tallied 17 PTS (8-11 FG, .727), a career-high 19 REB and a game-high 7 BLK in 34 minutes. He became the first NBA player to post 17+ points, 19+ rebounds and 7+ blocks while shooting .700 from the field since Shaquille O'Neal in 2003-04 (31 PTS, 26 REB, 7 BLK vs. MIL on 3/21/04).

NBA PLAYERS WITH 17+ PTS, 19+ REB, 7+ BLK, .700+ FG% SINCE 2000	
PLAYER	GAME / STAT LINE
EVAN MOBLEY	11/28/23 vs. ATL: 17 PTS, 19 REB, 7 BLK, 8-11 FG (.727 FG%)
Shaquille O'Neal	3/21/04 vs. MIL: 31 PTS, 26 REB, 7 BLK, 14-16 FG (.875 FG%)



TRIO IN TEXAS: In a win at San Antonio on Feb. 3, DONOVAN MITCHELL (31 PTS, 12-20 FG), EVAN MOBLEY (28 PTS, 11-15 FG) and JARRETT ALLEN (26 PTS, 12-18 FG) became the first trio in franchise history (regular or postseason) to finish with 25+ PTS and .600+ FG% in a single game.

FIRST TRIO IN CAVS HISTORY WITH 25+ PTS & .600 FG% IN A SINGLE GAME





NIANG'S NIGHT: In the Cavs win over Milwaukee on Nov. 17, **GEORGES NIANG** finished with a **career-high 33 points on 13-14 (.929) shooting from the field**, including 5-6 (.833) shooting from the three-point line, five rebounds, three assist and two steals in 27 minutes off the bench. **His .929 FG% was tied for the highest FG% on at least 13 attempts in a single game in Cavaliers history.**

82

Niang was the only Cavalier to play in every game this season and the first since Collin Sexton in 2018-19.

**HIGHEST FG% IN CAVALIERS SINGLE GAME HISTORY
MINIMUM 13 ATTEMPTS**

PLAYER	FG%
GEORGES NIANG (11/17/24 vs. MIL)	.929 (13-14 FG)
JARRETT ALLEN (4/12/24 vs. IND)	.929 (13-14 FG)
Brad Daugherty (2/21/92 vs. SAC)	.929 (13-14 FG)
Elmore Smith (3/13/77 at ATL)	.929 (13-14 FG)

BENCH HELP: GEORGES NIANG was a solid contributor off the bench this season, averaging a **CAREER-HIGH 9.4 points** and a **CAREER-HIGH 3.4 rebounds** in **22.3 minutes**.

ICE, ICE, BABY: This season, **ISAAC OKORO** averaged **9.4 PTS, 3.0 REB, 1.9 AST** and **0.83 STL** in **27.3 MIN.** He's had several numbers go up from a season ago:

GETTING COOLER		
LAST SEASON	STAT	THIS SEASON
6.4	PPG	9.4
2.5	RPG	3.0
1.1	APG	*1.9
0.74	SPG	0.83
0.39	BPG	*0.49
.494	FG%	.490
.363	3FG%	*.391
* CAREER HIGH		



ICE COLD		
NBA PLAYER / GAMES PLAYED	FG WHEN GUARDED BY OKORO	FG WHEN GUARDED BY OTHER CAVS
	THIS SEASON	THIS SEASON
Damian Lillard (MIL) – 4 GP	9-34 (.265)	22-47 (.468)
Jaylen Brown (BOS) – 3 GP	1-11 (.091)	27-46 (.587)
Anthony Edwards (MIN) – 2 GP	5-18 (.278)	8-26 (.308)
Paolo Banchero (ORL) – 4 GP	2-10 (.200)	33-66 (.500)
Tyrese Maxey (PHI) – 2 GP	1-6 (.167)	28-65 (.431)
Jayson Tatum (BOS) – 3 GP	3-8 (.375)	21-54 (.389)
Scottie Barnes (TOR) – 3 GP	2-8 (.250)	19-38 (.500)
CJ McCollum (NOP) – 2 GP	1-6 (.167)	9-19 (.474)
De'Aaron Fox (SAC) – 1 GP	1-5 (.200)	18-35 (.514)
DeMar DeRozan (CHI) – 4 GP	3-8 (.375)	23-56 (.411)
Cam Thomas (BKN) – 4 GP	4-15 (.267)	33-64 (.516)

(via nba.com/stats)

D UP THE BEST: ISAAC OKORO was one of the team's best defenders all season long. Above is a chart (right) of several top scorers he's guarded and how they shot against Okoro this season.

BLOCKS AND STEALS: ISAAC OKORO recorded a steal in a **career-high 10-straight games** from Feb. 25-March 11. He also had 7 straight games with at least one steal and one block from Feb. 27-March 10, the longest such streak by Cavalier since LeBron James in 2010 (8 straight games).

ALL-DEFENSIVE TEAM WORTHY!

7

Straight games with a BLK and STL from Feb. 27-March 10, the longest by a Cavalier since LeBron James in 2010.



UNDRAFTED SPARK: Cavaliers Two-Way player and undrafted rookie **CRAIG PORTER JR.** provided a spark off the Cavs bench, **scoring in double figures 12 times** this season, including **5 straight games from Nov. 17-25**.

FIVE STRAIGHT: **CRAIG PORTER JR.** scored in double figures in 5 straight games from Nov. 17-25, the first Cavs undrafted rookie to do so since 2011 (Samardo Samuels, 8 straight in Feb.-March 2011).

NOT DONE SINCE 2014: In Cleveland's win over Denver on Nov. 19, **CRAIG PORTER JR.** posted a career-high 21 PTS (7-10 FG, 7-7 FT), 4 REB, 4 AST, 2 STL and 1 BLK in 25 MIN off the bench. Porter's 21 PTS were the most by a Cavaliers undrafted rookie since March 26, 2014 when Matthew Dellavedova also scored 21 PTS at Detroit.

DOUBLE-DIGIT STUFF: **CRAIG PORTER JR.** dished out a career-high 11 assists against New Orleans on Dec. 21, the 3rd-most ever by a Cavs undrafted rookie. In the win at Dallas on Dec. 27, Porter Jr. grabbed the most rebounds ever by a Cavs undrafted rookie with 12. (Elias Sports Bureau)



MOST <u>ASSISTS</u> IN A REGULAR SEASON GAME BY AN UNDRAFTED CAVALIERS ROOKIE (ALL-TIME)		MOST <u>REBOUNDS</u> IN A REGULAR SEASON GAME BY AN UNDRAFTED CAVALIERS ROOKIE (ALL-TIME)	
UNDRAFTED CAVS ROOKIE / DATE	ASSISTS	UNDRAFTED CAVS ROOKIE / DATE	REBOUNDS
Donald Sloan (4/8/2012 at NJN)	14	CRAIG PORTER JR. (12/27/23 at DAL)	12
Matthew Dellavedova (4/9/2014 vs. DET)	12	Lamar Stevens (3/19/21 vs. SAS)	11
CRAIG PORTER JR. (12/21/23 vs. NOP)	11	Five Times	10

SECOND CAVS UNDRAFTED ROOKIE TO THIS: **CRAIG PORTER JR.** is the 2nd Cavaliers undrafted rookie in the Modern Draft Era (since 1966) to score 10+ points in at least five of his first 10 career games (Henry James scored 10+ points in seven of his first 10 games in 1990-91). Porter Jr. is the first NBA player to do this since Brandon Williams in 2021-22 (seven of his first 10 games).

ONLY THE THIRD: In a win at Chicago on Dec. 23, **CRAIG PORTER JR.** became just the 3rd undrafted NBA rookie in the modern draft era to tally at least 19 PTS, 7 REB and 8 AST, joining Andre Spencer (4/21/93) and Austin Reaves (4/10/22). (Elias Sports Bureau)

19+ PTS, 7+ REB AND 8+ AST BY AN UNDRAFTED NBA ROOKIE IN MODERN DRAFT ERA (SINCE 1966)	
UNDRAFTED NBA ROOKIE / STAT LINE	DATE
Andre Spencer (GSW): 24 PTS, 11 REB, 8 AST	4/21/93 vs. SAC
Austin Reaves (LAL): 31 PTS, 16 REB, 10 AST	4/10/22 at DEN
CRAIG PORTER JR. (CLE): 19 PTS, 7 REB, 8 AST	12/23/23 at CHI

EXTRA ENERGY: Dating back to the 2021-22 season, the Cavs are **11-1 in overtime games**.

LONGEST OVERTIME WIN STREAKS IN NBA HISTORY	
TEAM / DATE OF OT WIN STREAK	OT WIN STREAK
New Orleans (4/2/06-2/6/08)	13 games
CLEVELAND (3/14/22- 12/18/23)	11 games
Houston (3/9/14-1/10/16)	11 games
Atlanta (4/11/95-11/26/97)	11 games
San Antonio (11/13/79-2/8/83)	11 games
Brooklyn (3/5/11-2/19/13)	10 games
Milwaukee (2/26/72-11/30/74)	10 games

CAVS OVERTIME GAMES SINCE 2021-22			
OPPONENT	FINAL SCORE	OPPONENT	FINAL SCORE
3/14/22 vs. LAC	W, 120-111	3/6/23 vs. BOS	W, 118-114
3/18/22 vs. DEN	W, 119-116	11/21/23 at PHI	W, 122-119 *
10/23/22 vs. WAS	W, 117-107	12/18/23 vs. HOU	W, 135-130 *
10/28/22 at BOS	W, 132-123	2/28/24 at CHI	L, 123-132 (2OT)
11/2/22 vs. BOS	W, 114-113		
11/18/22 vs. CHA	W, 132-122 (2OT)		
12/17/22 vs. DAL	W, 100-99		
1/2/23 vs. CHI	W, 145-134		
*2-1 This Season			



GIANT COMEBACK: In Cleveland's 105-104 win over Boston on March 5, the Cavs trailed 93-71 with under 9 minutes remaining in the game, outscoring the Celtics 34-11 in that span and snapping Boston's 11-game win streak. The Cavs had never overcome a 22-point deficit or higher in the 4th quarter since the NBA began tracking play-by-play. Their previous biggest 4th quarter comeback since 1997-98 had been 19 PTS done five times (most recently 2/24/20 vs. Miami).

WADE'S WORLD: DEAN WADE finished with a career-high 23 PTS (8-11 FG, 6-9 3FG), 8 REB and 2 STL in 21 MIN off the bench in the win over Boston on March 5. He scored 20 points in the 4th quarter, his most points scored in any quarter of his career.

LIKE MAX STRUS: DEAN WADE (3/5/24 vs. BOS) and MAX STRUS (2/27/24 vs. DAL) are the only players in the NBA this season to go a perfect 5-5 from three in the 4th quarter of a game this season.

DOWN 22 IN THE 4TH Q: MARCH 5TH WIN VS. BOS

4TH Q - 8:54
CAVS 71, CELTICS 93

FINAL SCORE
CAVS 105, CELTICS 104

CAVS BIGGEST 4TH QUARTER COMEBACK IN NBA PLAY-BY-PLAY ERA (SINCE 1996-97)

DEAN WADE'S 4TH Q:
20 PTS
7-7 FG
5-5 3FG

9 AST
11 AST
9 AST

FIRST TRIO IN CAVS HISTORY TO EACH RECORD 9+ AST IN A SINGLE GAME (3/13/24 at NOP)

DISHING IT: For the **FIRST TIME IN CAVALIERS HISTORY**, three Cavs players had 9+ AST in a single game, doing so in Cleveland's victory at New Orleans on March 13. **DARIUS GARLAND (11 AST)**, **CARIS LEVERT (9 AST)** and **SAM MERRILL (career-high 9 AST)** were the first Cavs trio to dish out 9+ AST in a single game (regular and post). LeVert and Merrill were the first duo to hand out 9+ AST off the bench. As a team, the Cavs had a season-high 38 AST.



JERSEY NUMBERS: Here's a breakdown of the Cavaliers' 2023-24 record by jersey.

White: 23-15	Wine: 14-9	Black: 7-8	City: 4-2

RECENT TRANSACTIONS:

3/29/24 – The Cavaliers signed forward Marcus Morris Sr. for the remainder of the season.

3/18/24 – The Cavaliers signed forward Marcus Morris Sr. to a 10-day contract.

2/26/24 – The Cavaliers signed guard Sharife Cooper to a 10-day contract.

2/19/24 – The Cavaliers signed forward Pete Nance to a Two-Way contract.

2/14/24 – The Cavaliers converted the contract of guard Craig Porter Jr. to a standard NBA contract.

2/11/24 – The Cavaliers signed guard Zhaire Smith to a 10-day contract.

1/18/24 – The Cavaliers signed forward Pete Nance to a 10-day contract.

1/4/24 – The Cavaliers reached a buyout agreement with guard Ricky Rubio.

10/30/23 – The Cavaliers exercised the fourth-year (2024-25) contract option on Evan Mobley.

10/21/23 – The Cavaliers waived Sharife Cooper.

10/20/23 – The Cavaliers waived Pete Nance, Justin Powell and Zhaire Smith.

9/13/23 – The Cavaliers signed Sharife Cooper, Pete Nance and Justin Powell to training camp roster.

9/12/23 – The Cavaliers signed Tristan Thompson.

7/8/23 – The Cavaliers acquired center Damian Jones from the Utah Jazz in exchange for cash considerations.

7/7/23 – The Cavaliers signed forward Emoni Bates, forward Isaiah Mobley and guard Craig Porter Jr. to Two-Way contracts.

7/6/23 – The Cavaliers acquired forward Max Strus in a sign and trade agreement with the Miami Heat; as part of a trade, the Cavaliers sent a 2026 second round pick (via Los Angeles Lakers) to Miami, and traded forwards Cedi Osman and Lamar Stevens as well as Cleveland's own 2030 second round pick to San Antonio; the Cavaliers also signed forward Georges Niang and guard Ty Jerome, and re-signed guard Caris LeVert to a multi-year contract.

6/23/23 – The Cavaliers selected forward Emoni Bates from Eastern Michigan University with the 49th overall pick in the 2023 NBA Draft.



CAVALIERS OFF THE COURT NOTES

CAVS IN PARIS, FRANCE | 2024 NBA PARIS GAME



Presented by **Revolut**



CLEVELAND CAVALIERS | SPECIAL OLYMPICS

The Cavaliers have partnered closely with Special Olympics France, Special Olympics Brazil, and Special Olympics Ohio to help increase youth access to sports worldwide. The Cavs hosted a Special Olympics event while in Paris, France in January.

CLEVELAND CAVALIERS CENTER TRISTAN THOMPSON ANNOUNCED AS SPECIAL OLYMPICS GLOBAL AMBASSADOR:



On January 9th, the Cavaliers and Special Olympics International announced Cavaliers player Tristan Thompson as the Special Olympics' newest Global Ambassador. "I'm excited and honored to partner with Special Olympics," said Thompson, whose brother Amari was born with disabilities. "This is a

great opportunity to support an amazing organization, but also use my platform and voice to help support athletes with intellectual disabilities. As a Global Ambassador, I will help inspire others to be more inclusive and take action to help change the stereotypes that exist for people with disabilities." As a Special Olympics Global Ambassador, Thompson will leverage his global platform and personal experiences to help promote inclusion through sport. He will also work with local and global entities through activations established by Special Olympics worldwide.




Thompson kicked off his ambassadorship with a week of inclusion-focused events with the Cleveland Cavaliers and Special Olympics France to celebrate the NBA Paris Game 2024. Thompson and the Cavaliers hosted 40 Special Olympics France athletes from IME Les Glycines Glycines (a specialized school for students with intellectual disabilities) for a basketball clinic at Palais des Sports Marcel-Cerdan.



EIFFEL TOWER VISIT: The Cleveland Cavaliers visited the world-famous Eiffel Tower during their trip to Paris, France for the 2024 NBA Paris Game. It was the 3rd time in Cavaliers franchise history that the team has made an international trip outside of Canada (Brazil in 2014 and China in 2007) and the first time for a regular season game.

CAVALIERS ASSISTANT COACH DAN GERIOT: As part of the 2024 NBA Paris Game, Cavaliers assistant coach Dan Geriot helped kick off the festivities by hosting a coaching clinic in Paris, France in partnership with Jr. NBA.

This was a part of the largest Jr. NBA week ever, reaching nearly 4,000 youth, coaches and referees from across Paris and parts of Europe and the Middle East through a series of clinics and workshops.





CAVALIERS SEASON OF GIVING:



BIGGER THAN BASKETBALL PROGRAM PRESENTED BY CLEVELAND-CLIFFS: In celebration of community and basketball, the Cleveland Cavaliers, Cleveland-Cliffs and Cavs point guard Darius Garland welcomed members of the Boys & Girls Club of Northeast Ohio's Keystone and Torch Clubs to Rocket Mortgage FieldHouse on November 29th for their season-long commitment to the Bigger Than Basketball Leaders program. Students were provided with Cavs giveaway items to help show off their Bigger Than Basketball pride. Representatives from each organization spoke to the participating students about the importance of philanthropy and leadership.



This year's students were asked to create, develop and execute a community-focused group project that supports the values that the Boys and Girls Club of Northeast Ohio works to uphold. The student-led groups were tasked with designing initiatives that best nurture hope, foster inclusivity, and build bridges within their community. Darius Garland spoke about his personal leadership journey and visited each group of students to learn more about their ongoing community projects. "Leadership as a basketball player is picking people up, encouraging your peers and leading by example", said Garland. "Leadership is something that I had to learn and something that I am working on every day. I have learned leadership from my teammates and by finding the right mentors throughout my career." The Bigger Than Basketball, launched in the 2022-2023 season, focuses on providing resources for underserved youth in the Northeast Ohio community by teaming up with local agencies to help identify specific needs, such as clothing, food security and recreation.

CARIS LEVERT PARTNERED WITH "PROJECT ACT" FOR THANKSGIVING DINNER GIVEAWAY:

On November 23rd, Cavaliers guard Caris LeVert partnered with "Project ACT" to support students in the Cleveland school system who are currently being housed temporarily by other families. LeVert and his family helped provide Thanksgiving dinner for the students and families from a local Cleveland Giant Eagle grocery store. LeVert is a native of Columbus, Ohio and has family in the Cleveland community. He and his family pledged to give back to his home state of Ohio during the holidays.



GREATER CLEVELAND FOODBANK: On November 27th, a group of Cavaliers coaches and staff members volunteered at the Greater Cleveland Foodbank. They assisted in packing boxes and organizing food for the organization during the busy holiday season. The Greater Cleveland Food Bank is the largest relief organization in Northeast Ohio having served over 400,000 people in nearby counties.

To support the organization, use the following link and donate today:
<https://www.greaterclevelandfoodbank.org/>

RHYMES WITH REASON PROGRAM LAUNCH – GEORGES NIANG: The Cleveland Cavaliers and Rhymes with Reason, the educational platform designed to help students build literacy and vocabulary skills through popular music, have launched the innovative technology program at the first of four Northeast Ohio schools and after school programs. Started in 2017 by Austin Martin, Rhymes with Reason is designed to build confidence by ensuring academic excellence is within reach through the music and culture the students know and love. On Nov. 29, Rhymes with Reason was introduced at Cleveland's E Prep Cliffs, with an assist from Cavs in-arena host Ahmaad Crump, DJ Steph Floss and special guest Cavs small forward George Niang.



Niang assisted Austin, the Founder & CEO of Rhymes with Reason, with going through a lesson with the students where they learned the definition of five words from popular songs. After the lesson, they helped with an interactive activity where the students worked in groups and were challenged to use three of the five words they learned to write a rap verse. Each group then performed their verse and Georges and Austin voted on a winner





“THANKFOR FOR ALL” THANKSGIVING MEAL SERVED AT ROCKET MORTGAGE FIELDHOUSE: On November 7th, Cavs players Evan Mobley, Tristan Thompson and Isaac Okoro as well as staff from the Cavaliers had the opportunity to serve Thanksgiving Dinner to a group of 150 people from Cleveland Metropolitan School District’s Project ACT. Project ACT provides direct instructional and support services to children and youth residing in temporary emergency shelters, transitional housing and doubled-up students staying with other families.

JARRETT ALLEN MEALS & MATH: Following the Cavs win on November 17th vs. Detroit, Jarrett Allen welcomed 20 students from a local school to celebrate the Thanksgiving holiday. Prior to the game, Allen challenged the students with several math problems pertaining to basketball and asked them to create a budget and shopping list for their Thanksgiving meal. After reviewing their answers to the math problems and making sure they stayed within budget for their shopping lists, Allen surprised each student with a bag full of swag and a gift card to Giant Eagle to complete their shopping for Thanksgiving dinner.

DONOVAN MITCHELL | ADIDAS | SPIDA CARES:

DONOVAN MITCHELL AND DICKS SPORTING GOODS:

To celebrate the release of Donovan Mitchell’s newest shoe, The D.O.N. Issue 5, Mitchell put on an event with 100 local Cleveland middle school and high school students (4 middles schools from the ClevelandMetro School District and Warrensville Heights High School) at an area Dick’s Sporting Goods, providing aspiring youth passionate about basketball to experience a mock “Media Day.” Attendees had the opportunity to interact with Donovan Mitchell and Ahmaad Crump, the official voice of the Cleveland Cavs, to feel like a professional athlete for the day. Students also were able to experience various elements such as a photo booth, “media” interview, and meet & greet with Donovan. All attendees received a brand new pair of The D.O.N. Issue 5. the Cavs Youth Academy also teamed up with the area middle and high schools to create an extra period to focus on physical education. This program called Period 9 focuses on 5-8th graders who have an interest in basketball.



DONOVAN’S CAFÉ: Donovan Mitchell partnered with Nelly Belly Woodfired Pizza to roll out “Donovan’s Café” food truck on November 20th and 22nd. Mitchell via his foundation Spida Cares gave out over 400 items of Adidas gear and 400 pizzas in front of Rocket Mortgage FieldHouse in Cleveland as part of the Thanksgiving holiday season.

TRISTAN THOMPSON SPEAKS TO EPILEPSY NONPROFIT:



During a game day in the month of November, Cavaliers center Tristan Thompson spoke to a non-profit called “Empowering Epilepsy”. An organization that is a caring community that allows people with epilepsy and their families to find proactive ways to manage their seizures and take charge of their lives. Tristan shared his brother’s story and what it means to him and his family to have this community’s support. November was Epilepsy Awareness Month.

To learn more about Empowering Epilepsy, visit empoweringepilepsy.org.



#31 Jarrett Allen

Center - 6-11 - 248lbs - 04/21/1998 - Texas/USA

7th Year Pro

PERSONAL: Is the son of Leonard and Cheryl Allen...has one older brother, Leonard II...father, Leonard, played basketball at San Diego State (1982-85); he was selected by the Dallas Mavericks in the third round of the 1985 NBA Draft (50th overall pick) and played professionally in Europe...won a gold medal with the USA U18 National Team at the FIBA Americas U18 Championship in July 2016 in Valdivia, Chile...attended St. Stephen's Episcopal HS in Austin, Texas...is interested in computers.

	GP	GS	PPG	RPG	APG	SPG	BPG	MPG	FG%	3FG%	FT%
2023-24	77	77	16.5	10.5	2.7	0.69	1.05	31.7	.634	.000	.742
Career	486	421	12.7	9.1	1.6	0.60	1.30	28.2	.630	.171	.711

	POINTS			REB	AST	BLK	STL	DBL-DBL	TPL-DBL
	10+	20+	30+	10+	10+	3+	3+		
2023-24	70	22	2	45	--	7	3	42	--
Career	334	71	2	224	--	63	9	189	--

	2023-24 HIGHS	CAREER HIGHS
PTS	33 vs. MIN 3/8/24	33 vs. MIN 3/8/24
FGM	15 vs. MIL 12/29/23	15 vs. MIL 12/29/23
FGA	20 2 times	20 3 times
3FGM	--	2 at DET 10/17/18
3FGA	1 6 times	3 2 times
FTM	15 vs. MIN 3/8/24	15 vs. MIN 3/8/24
FTA	21 vs. MIN 3/8/24	21 vs. MIN 3/8/24
OREB	9 at DAL 12/27/23	11 at CHA 2/4/22
DREB	18 vs. MIA 3/20/24	18 2 times
TREB	23 at DAL 12/27/23	24 at HOU 1/16/19
ASTS	7 2 times	8 vs. SAC 8/7/20
STLS	3 3 times	3 9 times
BLKS	5 vs. DET 11/17/23	6 2 times
MINS	46 vs. MIN 3/8/24	46 vs. MIN 3/8/24

RECENT GAMES

OPPONENT	W/L	MIN	FG-A	3P-A	FT-A	OR	DR	TR	A	PF	ST	TO	BS	PTS
4/14 vs. CHA	L	22:34	7-7	0-0	0-0	1	6	7	2	1	2	3	0	14
4/12 vs. IND	W	38:06	13-14	0-0	3-8	3	10	13	3	2	0	2	0	29
4/10 vs. MEM	W	33:37	7-13	0-1	2-2	6	4	10	5	1	0	1	3	16
4/7 at LAC	L	34:47	6-12	0-0	5-5	2	8	10	1	1	1	1	1	17
4/6 at LAL	L	33:45	6-12	0-0	0-0	5	7	12	3	2	1	1	0	12

Injury List — Missed 5 games due to Left Ankle; Bone Bruise (10/25, 10/27, 10/28, 10/31, 11/1)

NOTES:

2023-24:

- Recorded his 42nd double-double of the season with 29 points on 13-14 (.929) shooting from the field, a game-high 13 rebounds and three assists in 38 minutes on April 12th vs. IND. Allen's 13-14 (.929) shooting from the field tied the single-game record for highest FG% on 13 attempts or more (Georges Niang, 13-14 on 1/17/24 vs. MIL, Brad Daugherty, 13-14 on 2/21/92 vs. SAC and Elmore Smith, 13-14 on 3/13/77 at ATL).
- Finished with 25 PTS on 10-13 (.769) shooting from the field, 20 REB and 3 AST in 39 MIN on March 20 vs. MIA. It was his 5th career 20-20 game (3rd as a member of the Cavaliers).
- Recorded his 31st double-double of the season (third straight) with a career-high 33 points, a game-high 18 rebounds, three assists, two steals and two blocks in 46 minutes on March 8 vs. MIN.
- From Dec. 23 to Jan. 20, Allen averaged 18.6 PPG on .624 FG%, 14.1 RPG, 3.8 APG, 1.38 BPG and 1.07 SPG in 32.9 MPG and recorded a career-long 16-consecutive double-doubles, **marking the Cavaliers franchise record for consecutive double-doubles.**
- Recorded his eighth double-double of the season **with a career-high 30 points** on 15-17 (.882) shooting from the field, a team-high 12 rebounds, six assists and two blocks in 40 minutes on Dec. 28 vs. MIL. Allen's 16 points on 8-8 FG in the 1st Q tonight tied his career high for most field goals made without a miss in a period (8-8 FG in 1Q vs ATL on 12/26/23). He is also the first player in Cavaliers history to finish a game with 15+ FGM on .850+ FG%.
- Finished with his 7th double-double of the season with 24 PTS, a game-high 23 REB, 6 AST and 2 STL in 35 MIN on Dec 27 at DAL. It was Allen's 5th career game with 20+ REB and 4th game of his career with 20+ PTS and 20+ REB. His 23 rebounds in the win were the 6th-most in Cavs history. **Allen was the first Cavs player in team history to finish a game with 20+ PTS, 20+ REB and 5+ AST.**
- Recorded his fifth double-double of the season with a team-high 25 points on 12-14 (.857) shooting from the field, a season-high tying 14 rebounds, two steals and one block in 35 minutes on Dec. 16 vs. Atlanta. Allen's 21 points in the opening half were the second-most points in any half of his career. He scored 17 of his 25 points in the first quarter, shooting a perfect 8-8 from the field which is the most field goals made without a miss in a single period since LeBron James on April 11, 2008 vs. Chicago (10-10 FG in 1st Q).
- Finished with 15 points, five rebounds, five assists and one steal in 29 minutes on Nov. 19 vs DEN. Allen reached 5,000 points for his NBA career in the win with his basket at the 10:04 mark of the 3rd quarter. He was also a game-high +42, the highest +/- mark by a Cavs player since February 20, 2015 (Timofey Mozgov, +42 at Washington).



#21 Emoni Bates

Forward - 6-9 - 190lbs - 01/28/2004 - Eastern Michigan University/USA **Rookie**

PERSONAL: Son of Edith and Elgin "E.J." Bates...his father E.J. played Division II basketball for Kentucky Wesleyan and played professionally for five years in Germany and Switzerland...E.J. manages the basketball training organization called "Bates Fundamentals" and coaches it affiliated AAU team out of Ypsilanti, Michigan...was named Gatorade National Player of the Year as a Sophomore in 2020, becoming the first sophomore to win the boys award in the awards history.

	GP	GS	PPG	RPG	APG	SPG	BPG	MPG	FG%	3FG%	FT%
2023-24	15	0	2.7	0.9	0.7	0.07	0.13	8.9	.306	.303	.250
Career	15	0	2.7	0.9	0.7	0.07	0.13	8.9	.306	.303	.250

	POINTS	REB	AST	BLK	STL	DBL-DBL	TPL-DBL
	10+	10+	10+	3+	3+		
2023-24	--	--	--	--	--	--	--
Career	--	--	--	--	--	--	--

	2023-24 HIGHS	CAREER HIGHS
PTS	9 2 times	9 2 times
FGM	3 4 times	3 4 times
FGA	12 vs. CHA 4/14/24	12 vs. CHA 4/14/24
3FGM	3 at MIA 3/24/24	3 at MIA 3/24/24
3FGA	5 3 times	5 3 times
FTM	1 vs. NYK 10/31/23	1 vs. NYK 10/31/23
FTA	2 2 times	2 2 times
OREB	1 vs. NYK 10/31/23	1 vs. NYK 10/31/23
DREB	5 vs. NYK 10/31/23	5 vs. NYK 10/31/23
TREB	6 vs. NYK 10/31/23	6 vs. NYK 10/31/23
ASTS	3 2 times	3 2 times
STLS	1 vs. MIA 11/22/23	1 vs. MIA 11/22/23
BLKS	1 2 times	1 2 times
MINs	29 vs. CHA 4/14/24	29 vs. CHA 4/14/24

RECENT GAMES

OPPONENT	W/L	MIN	FG-A	3P-A	FT-A	OR	DR	TR	A	PF	ST	TO	BS	PTS
4/14 vs. CHA	L	29:25	3-12	1-5	0-0	0	3	3	3	0	0	6	0	7
4/12 vs. IND	W													
4/10 vs. MEM	W	1:50	0-0	0-0	0-0	0	0	0	0	0	0	0	0	0
4/7 at LAC	L													
4/6 at LAL	L													

I - GLTW — 49 on the season.

NOTES:

- Finished with a career-high tying nine points, including shooting 3-4 (.750) from the three-point line in 11 minutes off the bench on March 24 at MIA.
- Recorded a career-high tying nine points, a career-high six rebounds and one block in 23 minutes off the bench on Oct. 31 vs. NYK, including making two three-pointers.
- Tallied a G-League career-high 38 PTS, including 8-15 (.533) shooting from beyond the arc, 6 REB, 4 AST and 2 STL on Jan. 6 vs. Santa Cruz.
- Recorded a game-high 29 points, including 7-12 (.583) shooting from three-point range, six rebounds, one steal and one block in 35 min in his first game with the Cleveland Charge on Nov 10. Bates recorded 29 PTS, 2 STL and 4 BLK in 35 MIN on Nov. 24 at Motor City.
- Played for the Cavs in the 2023 NBA Summer League in Las Vegas, helping the Cavaliers win their first Summer League Championship.



#10 Darius Garland

Guard • 6-1 • 186lbs • 01/26/2000 • Vanderbilt/USA

5th Year Pro

PERSONAL: Father, Winston, played seven NBA seasons...both of his grandfathers served in the U.S. Army....played on AAU team Bradley Beal Elite and has developed relationship with Wizards All-Star Beal...averaged 28.6 points and shot 59.7 percent as a senior for Brentwood Academy...won a record-tying four state championships...second player in Tennessee history to win three consecutive Mr. Basketball awards, joining Brandon Wright.

	GP	GS	PPG	RPG	APG	SPG	BPG	MPG	FG%	3FG%	FT%			
2023-24	57	57	18.0	2.7	6.5	1.30	0.12	33.3	.446	.371	.834			
Career	307	303	18.4	2.6	6.7	1.16	0.11	33.8	.448	.384	.864			

	POINTS			REB	AST	BLK	STL	DBL-DBL	TPL-DBL
	10+	20+	30+	10+	10+	3+	3+		
2023-24	50	19	4	--	6	--	6	6	--
Career	275	126	20	1	60	--	30	60	1

	2023-24 HIGHS	CAREER HIGHS
PTS	36 at ORL 12/11/23	51 vs. MIN 11/13/22
FGM	13 vs. MIN 3/8/24	16 2 times
FGA	26 vs. MIN 3/8/24	31 vs. MIN 11/13/22
3FGM	8 at DET 3/1/24	10 vs. MIN 11/13/22
3FGA	14 at CHI 2/28/24	15 vs. MIN 11/13/22
FTM	12 vs. GSW 11/5/23	15 at MIA 3/11/22
FTA	13 vs. GSW 11/5/23	16 at MIA 3/11/22
OREB	4 at IND 3/18/24	4 at IND 3/18/24
DREB	6 2 times	10 at UTA 1/12/22
TREB	6 5 times	10 at UTA 1/12/22
ASTS	12 2 times	19 at PHI 3/4/22
STLS	5 3 times	5 4 times
BLKS	1 7 times	2 vs. TOR 2/26/23
MINs	44 vs. MIN 3/8/24	48 vs. CHA 11/18/22

RECENT GAMES

OPPONENT	W/L	MIN	FG-A	3P-A	FT-A	OR	DR	TR	A	PF	ST	TO	BS	PTS
4/14 vs. CHA	L		Inactive - Injury											
4/12 vs. IND	W	28:38	6-11	4-5	0-0	0	2	2	4	0	0	4	0	16
4/10 vs. MEM	W	30:41	5-13	2-9	4-5	0	6	6	9	2	0	3	1	16
4/7 at LAC	L	40:07	10-22	4-8	4-5	2	3	5	8	1	5	5	0	28
4/6 at LAL	L	34:55	11-25	4-9	0-0	1	1	2	2	1	5	1	0	26

Injury List — Missed 4 games due to Left Hamstring; Strain (10/27, 10/28, 10/31, 11/1); Missed 2 games due to Neck; Strain (11/15, 11/26); Missed 19 games due to Jaw; Fracture (12/16, 12/18, 12/20, 12/21, 12/23, 12/27, 12/29, 1/1, 1/3, 1/5, 1/7, 1/11, 1/15, 1/17, 1/20, 1/22, 1/24, 1/26, 1/29); Missed 1 game due to Low Back; Contusion (4/14)

NOTES:

2023-24:

- Finished with a team-high 26 points, including 4-9 (.444) shooting from beyond the arc, two assists, two rebounds and a career-high tying five steals in 35 minutes on April 6 at L.A. Lakers. It was the 3rd time in his career recording 5 steals in a game. **He became the 6th Cavalier in team history to have multiple games with 25+ PTS and 5+ STL before their 25th birthday (Garland recorded 41 PTS, 5 STL on Nov. 18, 2022 vs. Charlotte in 2 OT).**
- Recorded his 4th double-double of the season with 15 points and 10 assists on March 25 vs. CHA.
- Finished with a team-high 30 points on 10-17 (.588) shooting from the field, including 7-10 (.700) from the three-point line, five assists, two rebounds and one steal in 36 minutes of play on March 11 vs. Phoenix. Garland scored 21 of his 30 points in the first quarter marking the most points in an opening quarter in his NBA career. His 21 points in the first quarter also tied his second highest scoring quarter of his career
- Finished with a game-high tying 34 points on 13-26 (.500), a game-high tying eight assists and four rebounds in 44 minutes on March 8 vs. MIN.
- Tallied 29 points, including 8-12 (.667) shooting from the three-point line, five rebounds, four assists and one steal in 36 minutes on March 1 at DET. His 8 triples were a season-high and it was the 2nd-most triples he has made in any game of his career (10 3FM on Nov. 13, 2022 vs. MIN). Garland made 6 of his triples in the 2nd quarter, tying his career-high for 3-pointers made in any quarter (6 3FGM in the 4th quarter on Nov. 13, 2022 vs. MIN).
- Contributed his 1st double-double of the season with 18 points on 6-12 (.500) shooting from the field, 10 assists, two rebounds and one steal in 37 minutes on Feb. 22 vs. ORL.
- Recorded a season-high 36 PTS, including 11-12 (.916) shooting from the free-throw line, 6 REB, 5 AST and 2 STL in 39 MIN on Dec. 11 at ORL.
- Finished with 26 points on 10-18 (.556) shooting from the field, nine assists (zero turnovers) and three rebounds in 40 minutes on Dec. 6th vs. ORL.
- Contributed a season-high 26 points on 10-16 (.625) shooting from the field, a team-high six assists, three rebounds, one steal and one block in 33 minutes of play on Nov. 19 vs. DEN.
- Recorded 24 points, seven assists and three rebounds on Nov. 5 vs. GSW.
- Chipped in a game-high 28 points on 10-19 (.526) shooting from the field, three rebounds and three assists in 34 minutes on Nov. 17 vs. DET.
- Tallied 32 points, including 10-11 (.909) shooting from the free throw line, eight assists, five rebounds and three steals in 43 minutes in an overtime win on Nov. 21 at PHI.



#2 Ty Jerome

Guard - 6-5 - 200lbs - 07/08/1997 - Virginia/USA

5th Year Pro

PERSONAL: Both of his parents played college basketball... his mother Melanie Walker played at Brandeis and his father, Mark Jerome, played at Lafayette...has two brothers, Kobe Jerome and John Recupero, and two sisters, Maya Recupero and Olivia Jerome...the best moment of his basketball career so far is winning the national championship in 2019...lists Blank Space by Taylor Swift as his guilty pleasure song...just the Two of Us by Will Smith is one song he can sing by heart...entourage is his comfort television show...his favorite athletes all time are Kobe Bryant, Steve Nash and Tom Brady.

												2023-24 HIGHS			CAREER HIGHS																									
2023-24	GP	GS	PPG	RPG	APG	SPG	BPG	MPG	FG%	3FG%	FT%	PTS	2	0	2.0	0.5	1.5	0.00	0.00	7.4	.500	.000	.000	24	at PHX 12/29/21															
Career	159	7	7.0	1.8	2.6	0.55	0.12	17.3	.421	.352	.826	FGM	1	2	times	9	3	times	FGA	3	vs. OKC 10/27/23	22	at PHX 12/29/21																	
												POINTS			REB			AST			BLK			STL			DBL-DBL			TPL-DBL										
												10+	20+	30+	10+	10+	3+	3+	3+	3+	3+	3+	3+	3+	3+	3+	3+	3+	3+	3+	3+	3+	3+	3+	3+	3+	3+	3+	3+	3+
2023-24													--	--	--	--	--	--	--	--	--	--	--	--	--	--	--	--	--	--	--	--	--	--	--	--	--	--	--	--
Career													52	6	--	--	--	--	--	--	4	--	--	--	--	--	--	--	--	--	--	--	--	--	--	--	--	--		

RECENT GAMES

OPPONENT	W/L	MIN	FG-A	3P-A	FT-A	OR	DR	TR	A	PF	ST	TO	BS	PTS
4/14 vs. CHA	L													Inactive - Injury
4/12 vs. IND	W													Inactive - Injury
4/10 vs. MEM	W													Inactive - Injury
4/7 at LAC	L													Inactive - Injury
4/6 at LAL	L													Inactive - Injury

Injury List — Missed 40 games due to Right Ankle; Sprain (10/28, 10/31, 11/1, 11/3, 11/5, 11/8, 11/11, 11/13, 11/15, 11/17, 11/19, 11/21, 11/22, 11/25, 11/26, 11/28, 11/30, 12/2, 12/6, 12/8, 12/11, 12/12, 12/14, 12/16, 12/18, 12/20, 12/21, 12/23, 12/27, 12/29, 1/3, 1/5, 1/7, 1/11, 1/15, 1/17, 1/20, 1/22, 1/24, 1/26); Missed 33 games due to Right Ankle; Surgery (1/29, 1/31, 2/1, 2/3, 2/5, 2/7, 2/8, 2/12, 2/14, 2/22, 2/25, 2/27, 2/28, 3/1, 3/3, 3/5, 3/6, 3/8, 3/10, 3/11, 3/20, 3/24, 3/25, 3/27, 3/29, 3/31, 4/2, 4/3, 4/6, 4/7, 4/10, 4/12, 4/14); Missed 1 game due to Right Ankle Surgery (3/18); Missed 1 game due to RT Ankle Surgery (2/23)

NOTES:
 2022-23: Appeared in 45 games (two starts) for the Golden State Warriors, averaging 6.9 points and 3.0 assists in 18.1 minutes and shooting .389 from three-point range (35-90).
 Recorded 10 or more points in 11 contests and 20 or more points in two games, including a season-high 22 points on 9-13 (.692) shooting from the field, including 3-4 (.750) shooting from beyond the arc, eight assists, one steal and one block in 41 minutes on Jan. 20 at Rocket Mortgage FieldHouse.
 Jerome shot a career-best 38-41 (.927) from the free throw line during the season.



#30 Damian Jones

Center - 7-0 - 245lbs - 06/30/1995 - Vanderbilt/USA

8th Year Pro

PERSONAL: Born in Baton Rouge, LA on June 30, 1995...full name is Damian William Jones...son of David and Dana Jones...had two brothers, Darian and Darryl...at Vanderbilt, was an Engineering Science major with a concentration in corporate strategy and a minor in engineering management...held an internship at Exxon while in high school...won back-to-back Louisiana state championships as a junior and senior at Scotlandville Magnet High School in Baton Rouge, where he was named the state's 5A Player of the Year as a senior.

												2023-24 HIGHS			CAREER HIGHS																								
2023-24	GP	GS	PPG	RPG	APG	SPG	BPG	MPG	FG%	3FG%	FT%	PTS	14	at NOP 3/13/24	24	at HOU 3/30/22																							
Career	279	75	4.9	3.1	0.7	0.33	0.65	13.5	.597	.214	.857	FGM	7	at NOP 3/13/24	9	4	times																						
												POINTS			REB			AST			BLK			STL			DBL-DBL			TPL-DBL									
												10+	20+	30+	10+	10+	3+	3+	3+	3+	3+	3+	3+	3+	3+	3+	3+	3+	3+	3+	3+	3+	3+	3+	3+	3+	3+	3+	
2023-24													1	--	--	--	--	1	--	--	--	--	--	--	--	--	--	--	--	--	--	--	--	--	--	--	--	--	--
Career													42	4	--	6	--	12	2	4	--	--	--	4	--	--	--	--	--	--	--	--	--	--	--	--	--		

RECENT GAMES

OPPONENT	W/L	MIN	FG-A	3P-A	FT-A	OR	DR	TR	A	PF	ST	TO	BS	PTS
4/14 vs. CHA	L	12:00	2-4	1-2	0-0	0	0	0	0	1	0	0	0	5
4/12 vs. IND	W													
4/10 vs. MEM	W	1:35	0-0	0-0	0-0	0	0	0	0	0	0	0	0	0
4/7 at LAC	L													
4/6 at LAL	L	1:33	0-0	0-0	0-0	0	0	0	0	0	0	0	0	0

NOTES:
 Recorded a season-high 14 points on 7-8 (.875) shooting from the field, six rebounds and one steal in 21 minutes off the bench on March 13 at New Orleans.
 Tallied seven points, six rebounds and three blocks in 15 MIN off the bench on Feb. 1 at MEM.
 2022-23: Appeared in 41 games (one start) for the Los Angeles Lakers and the Utah Jazz, averaging 3.5 points and 3.0 rebounds in 11.6 minutes.
 Tallied three games of 10 or more points including a season-high 16 points and eight rebounds in 32 minutes on April 4 vs. L.A. Lakers. Grabbed a season-high 10 rebounds on Dec. 7, 2022 at TOR.
 Finished the season shooting a .640 field goal percentage, ranking 16th in the NBA for field goal percentage (min 40 games played)...it was his fifth straight season shooting .640 or better from the field.



#3 Caris LeVert

Guard - 6-6 - 205lbs - 08/25/1994 - Michigan/USA

8th Year Pro

PERSONAL: Mother is Kim LeVert...Has a brother, Darryl...would like to become a basketball coach after his playing career is over...played football and tennis growing up, in addition to basketball...favorite restaurant is Chipotle...Lists He Got Game as his favorite movie and Power as his favorite television show...Allen Iverson was his favorite basketball player growing up...Lists juggling as his off-court hidden talent...favorite athlete in another sport is Usain Bolt.

	GP	GS	PPG	RPG	APG	SPG	BPG	MPG	FG%	3FG%	FT%
2023-24	68	10	14.0	4.1	5.1	1.12	0.50	28.8	.421	.325	.766
Career	460	220	14.1	3.9	4.1	1.07	0.36	28.2	.434	.341	.739

	POINTS			REB	AST	BLK	STL	DBL-DBL	TPL-DBL
	10+	20+	30+	10+	10+	3+	3+		
2023-24	50	15	2	1	5	--	8	6	--
Career	325	104	18	5	15	8	42	19	1

	2023-24 HIGHS	CAREER HIGHS
PTS	31 2 times	51 at BOS 3/3/20
FGM	12 2 times	19 vs. CHI 2/4/22
FGA	28 vs. IND 10/28/23	30 vs. WAS 5/8/21
3FGM	6 at DAL 12/27/23	7 at MEM 1/8/21
3FGA	11 at DAL 12/27/23	12 vs. CHA 12/29/21
FTM	13 at OKC 11/8/23	13 at OKC 11/8/23
FTA	16 at OKC 11/8/23	18 at BOS 3/3/20
OREB	2 7 times	5 vs. IND 10/30/19
DREB	10 at WAS 2/25/24	11 vs. WAS 5/8/21
TREB	12 at WAS 2/25/24	14 vs. WAS 5/8/21
ASTS	15 at CHI 2/28/24	15 at CHI 2/28/24
STLS	4 2 times	6 at CHA 2/22/20
BLKS	2 5 times	3 8 times
MINs	44 vs. IND 10/28/23	46 vs. BOS 11/2/22

RECENT GAMES

OPPONENT	W/L	MIN	FG-A	3P-A	FT-A	OR	DR	TR	A	PF	ST	TO	BS	PTS
4/14 vs. CHA	L		Inactive - Injury											
4/12 vs. IND	W	26:43	6-12	1-2	3-4	2	4	6	5	1	1	1	0	16
4/10 vs. MEM	W	27:31	6-13	2-4	4-4	0	2	2	3	2	1	0	0	18
4/7 at LAC	L	36:44	7-15	3-8	1-1	1	4	5	2	3	1	0	1	18
4/6 at LAL	L	28:15	8-14	1-3	4-4	1	6	7	2	0	0	1	0	21

Injury List — Missed 1 game due to Left Hamstring; Soreness (10/31); Missed 3 games due to Left Knee; Soreness (11/19, 11/21, 4/14); Missed 4 games due to Left Knee; Injury Management (12/2, 12/6, 12/8, 12/11); Missed 2 games due to Left Knee; Tendonitis (12/23, 12/27); Missed 3 games due to Right Wrist; Sprain (1/20, 1/22, 1/24); Missed 2 games due to Right Elbow; Sprain (3/1, 3/3); Missed 1 game due to Right Wrist; Soreness (3/29)

NOTES:

2023-24:

- Recorded a game-high 26 PTS on 9-13 (.692) shooting from the field, 6 REB, 5 AST, 1 STL and 1 BLK in 34 MIN on April 2nd at UTA. It was LeVert's 3rd game of the season with 25+ PTS, 5+ AST and 5+ REB.
- Finished with his fifth double-double of the season with a game-high tying 23 PTS, a team-high 11 AST, 8 REB, 1 STL and 1 BLK in 38 MIN on March 18 at IND.
- Finished with 14 points, a career-high 15 assists, seven rebounds, two steals and two blocks in 39 minutes off the bench on Feb. 28 at CHI. His 15 assists tied the Cavs record for most assists off the bench (Bobby Washington on Feb. 9, 1971 vs. LAL). He also became the first NBA player since blocks and steals became official stats in 1973-74 to record at least 14 points, 15 assists, seven rebounds, two steals and two blocks off the bench in a single game.
- Tallied his 2nd double-double of the season with 18 PTS, 12 REB, 8 AST and 0 TO in 28 MIN off the bench on Feb. 25 at WAS. **LeVert became just the 2nd player in NBA history to record at least 18 PTS, 12 REB, 8 AST and 0 TO off the bench**
- Recorded a season-high tying 31 PTS on 12-20 (.600) shooting from the field, 4 AST and 4 REB in 29 MIN off the bench on Jan. 1 at TOR.
- Contributed a team-high 29 PTS (15 PTS in the 4th quarter), including 6-11 (.545) shooting from the three-point line, a game-high tying 7 AST and 2 REB in 28 MIN off the bench on Dec. 27 at DAL
- Recorded 26 points, five assists, three rebounds, a team-high three steals and one block in 35 minutes off the bench on Dec. 14 at BOS. He scored 15 of his points in the 3rd quarter, marking his most points in a quarter on the road this season.
- Tallied a team-high 22 points, five rebounds, three assists, four steals and one block in 36 minutes off the bench on Nov. 11 at GSW during his 400th career NBA game.
- Chipped in a team-high 29 PTS on 7-14 (.500) shooting from the field, 5 REB and 5 AST in 34 MIN off the bench on Nov. 8 at OKC. He also **made a career-high 13 free throws in the game, making him the 5th player in Cavs history to make 13+ free throws off the bench.**
- Recorded 31 points, including 4-10 (.400) shooting from beyond the arc, a team-high eight assists, five rebounds and one steal in 44 minutes on Oct. 28 vs. IND. LeVert has scored 30+ points 17 times in his career (three times with Cleveland). His 22 points in the first quarter tied his career high in points in an opening period (22 PTS in 1st Q on Feb. 4, 2022 vs CHI). LeVert is also the 4th Cavs player in the last 20 seasons to score 22+ points in an opening quarter, joining Kevin Love (twice), LeBron James (three times) and Donovan Mitchell (Mar. 31, 2022 NYK).



#5 Sam Merrill

Guard • 6-4 • 205lbs • 05/15/1996 • Utah State/USA

4th Year Pro

PERSONAL: Born May 15, 1996 in Bountiful, Utah... Son of Jenny and John Merrill... Graduated in business administration at Utah State... Earned three varsity letters at Bountiful High School, leading the Braves to a state title as a senior... Also lettered in football, baseball and golf, earning all-state honors on the gridiron as a junior...played for the Cavs in the 2023 NBA Summer League in Las Vegas, helping the Cavaliers win their first Summer League Championship

	GP	GS	PPG	RPG	APG	SPG	BPG	MPG	FG%	3FG%	FT%		2023-24 HIGHS	CAREER HIGHS
2023-24	61	1	8.0	2.0	1.8	0.31	0.07	17.5	.402	.404	.929	PTS	27 vs. UTA 12/20/23	27 vs. UTA 12/20/23
Career	102	3	6.1	1.6	1.4	0.30	0.05	13.9	.405	.398	.895	FGM	9 vs. UTA 12/20/23	9 vs. UTA 12/20/23
POINTS			REB			AST		BLK		STL				
	10+	20+	30+	10+	10+	3+	3+	DBL-DBL	TPL-DBL					
2023-24	23	3	--	--	--	--	--	--	--					
Career	26	3	--	--	--	--	--	2	--					
RECENT GAMES														
OPPONENT	W/L	MIN	FG-A	3P-A	FT-A	OR	DR	TR	A	PF	ST	TO	BS	PTS
4/14 vs. CHA	L													Inactive - Injury
4/12 vs. IND	W													Inactive - Injury
4/10 vs. MEM	W													Inactive - Injury
4/7 at LAC	L	05:52	0-1	0-1	0-0	0	0	0	1	1	1	0	0	0
4/6 at LAL	L	12:25	0-4	0-4	0-0	0	2	2	1	0	0	0	0	0

Injury List — Missed 3 games due to Illness (11/8, 11/11, 2/14); Missed 1 game due to Right Wrist; Soreness (12/21); Missed 2 games due to Right Wrist; Sprain (12/23, 12/27); Missed 3 games due to Neck; Strain (4/10, 4/12, 4/14)

NOTES:

- Contributed 15 points, including 5-10 (.500) shooting from beyond the arc, a career-high nine assists and two rebounds in 28 minutes off the bench on March 13 at New Orleans
- Recorded a team-high 21 points on 7-13 (.538) shooting from the three-point line, three rebounds and two assists in 29 minutes off the bench on March 3 vs. NYK. It was his third game with at least 20 points this season, as well as his third outing with seven or more three-pointers. He recorded his 100th 3-pointer of the season in the game.
- Finished with a game-high 26 points, including 8-13 (.615) shooting from the three-point line, 3 REB and 1 STL in 31 MIN off the bench on Jan. 22 at ORL. His 8 triples made tied his career-high for three-pointers in a game (8 3FGM on Dec. 20 vs. UTA). Merrill scored 20 of his points in the 1st half, including 6-7 (.857 3FG%) shooting from beyond the arc, marking his career-high for points in any half.
- Contributed 18 points including 5-9 (.556) from the three-point line, three rebounds and three assists in 23 minutes of play off the bench on Jan. 7 vs. Spurs. Merrill scored all 18 of his points in the first half, the highest amount of points scored in an opening half in his NBA career
- Finished with a **career-high 27 points** on 9-16 (.563) shooting from the field, including a career-high 8-14 (.571) from the three-point line, three rebounds, two assists and one steal in 30 minutes of play off the bench on Dec. 20 vs. Utah. His 8 three-pointers were tied for the most triples made off the bench in Cavaliers team history.



#45 Donovan Mitchell

Guard • 6-3 • 215lbs • 09/07/1996 • Louisville/USA

7th Year Pro

PERSONAL: Son of Nicole and Donovan Mitchell, Sr...Has one younger sister (Jordan)...Nickname is Spida...Best moment of his athletic career to date was his high-flying dunk at the Elite 24 game...Has a signature shoe line with adidas...his favorite musical artists is Jay Z and he can play the drums and saxophone...Mitchell majored in communications in college at Louisville and his favorite NFL player is former Louisville quarterback, Lamar Jackson...Follow him on twitter @spidamitchell .

	GP	GS	PPG	RPG	APG	SPG	BPG	MPG	FG%	3FG%	FT%
2023-24	55	55	26.6	5.1	6.1	1.84	0.55	35.3	.462	.368	.865
Career	468	460	24.8	4.3	4.6	1.38	0.33	34.2	.450	.366	.843

	POINTS	REB	AST	BLK	STL	DBL-DBL	TPL-DBL
2023-24	10+	20+	30+	10+	10+	3+	3+
2023-24	55	44	21	3	3	1	15
Career	450	342	138	9	9	1	77

	2023-24 HIGHS	CAREER HIGHS
PTS	45 2 times	71 vs. CHI 1/2/23
FGM	15 2 times	22 vs. CHI 1/2/23
FGA	30 vs. BKN 1/11/24	36 at SAS 3/23/18
3FGM	7 vs. DAL 2/27/24	9 vs. CHI 3/16/22
3FGA	15 at NYK 11/1/23	18 at UTA 1/10/23
FTM	14 vs. PHI 2/12/24	20 vs. CHI 1/2/23
FTA	17 vs. PHI 2/12/24	25 vs. CHI 1/2/23
OREB	3 3 times	5 3 times
DREB	12 at MIA 12/8/23	12 at MIA 12/8/23
TREB	13 at MIA 12/8/23	13 at MIA 12/8/23
ASTS	13 2 times	13 2 times
STLS	4 6 times	5 4 times
BLKS	3 at BKN 2/8/24	3 at BKN 2/8/24
MINS	45 vs. HOU 12/18/23	50 vs. CHI 1/2/23

RECENT GAMES

OPPONENT	W/L	MIN	FG-A	3P-A	FT-A	OR	DR	TR	A	PF	ST	TO	BS	PTS
4/14 vs. CHA	L													
Inactive - Injury														
4/12 vs. IND	W	37:33	12-27	4-10	5-5	2	2	4	5	2	4	1	0	33
4/10 vs. MEM	W	33:36	9-17	5-10	6-7	1	3	4	8	2	3	3	1	29
4/7 at LAC	L													
Inactive - Injury														
4/6 at LAL	L	38:06	4-13	2-9	0-2	0	5	5	7	2	3	5	2	10

Injury List — Missed 1 game due to Right Hamstring; Soreness (10/28); Missed 4 games due to Right Hamstring; Strain (11/17, 11/19, 11/21, 11/22); Missed 6 games due to Illness (12/20, 12/21, 12/23, 12/27, 2/22, 2/23); Missed 2 games due to Left Knee; Soreness (3/1, 3/3); Missed 5 games due to Left Knee; Bone Bruise (3/5, 3/6, 3/8, 3/10, 3/11); Missed 6 games due to Nasal; Fracture (3/18, 3/20, 3/22, 3/24, 3/25, 3/27); Missed 3 games due to Left Knee; Injury Management (4/2, 4/7, 4/14)

NOTES:
2023-24:

- Finished with a game-high 40 PTS, including shooting 5-10 (.500) from the three-point line, 8 REB, 5 AST and 1 STL in 38 MIN on Feb. 7 at WAS.
- Recorded a season-high tying 45 points on 14-25 (.560) shooting from the field, including 6-13 (.462) from the three-point line, a game-high eight assists, six rebounds, two steals and one block in 35 minutes of play on Jan. 31 vs. DET. It marked Mitchell's 26th career game with 40+ points and his 17th 40-point game as a Cavalier. He scored 20 of his 45 points in the fourth quarter, marking the fourth time in his career with 20+ points in the final period.
- Tallied his 5th double-double of the season with 25 PTS, a **career-high tying 13 AST** and 4 STL in 30 MIN on Jan. 22 at ORL.
- Finished with a season-high tying 45 points on 15-30 (.500) shooting from the field, a game-high tying 12 rebounds, a game-high 6 assists and a game-high 4 steals in 41 minutes on Jan. 11 vs. BKN in Paris. **Mitchell became the 1st player in Cavaliers history to record 45+ PTS, 10+ REB, 5+ AST and 4+ STL in a game and 5th player in NBA history with 45+ PTS, 12+ REB, 6+ AST and 4+ STL (Larry Bird, Michael Jordan, Bob McAdoo and David Robinson).**
- Contributed his third double-double of the season with 22 points, including shooting 4-9 (.444) from the three-point line, a **career-high 13 assists**, five rebounds and two steals in 41 minutes on Dec. 16 vs. ATL. Mitchell's nine assists in the first half were his most assists in any half of his NBA career.
- Finished with 27 points, a career-high 13 rebounds, six assists and one steal in 36 minutes on Dec. 9 at MIA. It was the fourth time in his career with 20+ PTS, 10+ REB and 5+ AST.
- Recorded his first double-double of the season with a game-high 40 points on 14-25 (.560) shooting from the field, including a perfect 9-9 from the free throw line, 11 rebounds, five assists, a game-high three steals and one block in 35 minutes on Nov. 28 vs. ATL. It was his third career game with 40+ points and 10+ rebounds.
- Finished with a game-high 34 points on 13-20 (.650) shooting from the field, including 5-8 (.625) shooting from beyond the arc, six rebounds, four assists and one steal in 36 minutes on Nov. 15 at POR.
- Recorded 38 PTS on 13-21 (.619) shooting from the field, including 4-7 (.571) shooting from beyond the arc, a team-high 9 AST, 5 REB and 1 STL in 37 MIN on Oct. 28 at IND.
- Tallied a game-high 43 points on 15-27 (.556) shooting from the field, eight rebounds, a team-high five assists and a team-high tying two blocks in 42 minutes on Oct. 27 vs. OKC.



#4 Evan Mobley

Forward/Center - 7-0 - 215lbs - 06/18/2001 - USC/USA

3rd Year Pro

PERSONAL: In addition to being teammates now on the Cavs, played with his brother, Isaiah, at USC in 2020-21...father, Eric, is an assistant coach at USC and played professionally overseas...has an extensive sneaker collection...first sport was soccer, which helped with his footwork...attended Rancho Christian High School in Temecula, California, where he averaged 20.5 points, 12.2 rebounds, 5.2 blocks and 4.6 assists during his senior season and was named the 2019-20 Morgan Wooten National High School Player of the Year...was a 2020 McDonald's All-American, a two-time California Gatorade Player of the Year and a 2020 Naismith Player of the Year finalist...won gold medals with USA Basketball at the 2019 FIBA U-19 World Cup and 2018 FIBA U-17 World Cup.

	GP	GS	PPG	RPG	APG	SPG	BPG	MPG	FG%	3FG%	FT%
2023-24	50	50	15.7	9.4	3.2	0.90	1.44	30.6	.580	.373	.719
Career	198	198	15.6	8.8	2.8	0.81	1.55	33.2	.544	.265	.681

	POINTS			REB	AST	BLK	STL	DBL-DBL	TPL-DBL
	10+	20+	30+	10+	10+	3+	3+		
2023-24	44	14	1	25	--	8	3	22	--
Career	172	44	4	73	--	39	7	67	--

RECENT GAMES														
OPPONENT	W/L	MIN	FG-A	3P-A	FT-A	OR	DR	TR	A	PF	ST	TO	BS	PTS
4/14 vs. CHA	L	25:24	5-13	0-1	4-4	3	3	6	5	0	0	0	0	14
4/12 vs. IND	W	29:16	6-7	0-1	0-0	1	4	5	2	5	0	1	1	12
4/10 vs. MEM	W	31:27	4-10	2-4	2-2	3	9	12	1	1	3	4	4	12
4/7 at LAC	L	31:24	8-17	0-2	4-6	1	5	6	4	1	0	1	0	20
4/6 at LAL	L	28:56	2-6	1-2	3-4	1	2	3	3	3	2	3	1	8

	2023-24 HIGHS	CAREER HIGHS
PTS	33 vs. IND 10/28/23	38 vs. MIL 1/21/23
FGM	12 vs. IND 10/28/23	19 vs. MIL 1/21/23
FGA	22 vs. IND 10/28/23	27 vs. MIL 1/21/23
3FGM	3 at SAS 2/3/24	3 at SAS 2/3/24
3FGA	4 3 times	6 vs. TOR 2/26/23
FTM	8 2 times	9 at HOU 1/26/23
FTA	11 at DET 3/1/24	11 2 times
OREB	7 at SAC 11/13/23	8 at GSW 11/11/22
DREB	14 vs. ATL 11/28/23	14 vs. ATL 11/28/23
TREB	19 vs. ATL 11/28/23	19 vs. ATL 11/28/23
ASTS	8 vs. CHA 3/25/24	8 vs. CHA 3/25/24
STLS	4 vs. LAL 11/25/23	5 at IND 3/8/22
BLKS	7 vs. ATL 11/28/23	8 at DET 11/4/22
MINs	42 at CHI 2/28/24	45 vs. CHA 11/18/22

Injury List — Missed 2 games due to Left Knee; Soreness (12/8, 12/11); Missed 4 games due to Left Knee; Injury Management (12/12, 12/16, 12/18, 2/1); Missed 1 game due to Left Knee; Management (12/14); Missed 16 games due to Left Knee; Surgery (12/20, 12/21, 12/23, 12/27, 12/29, 1/1, 1/3, 1/5, 1/7, 1/11, 1/15, 1/17, 1/20, 1/22, 1/24, 1/26); Missed 9 games due to Left Ankle; Sprain (3/6, 3/8, 3/10, 3/11, 3/13, 3/16, 3/18, 3/20, 3/22)

NOTES:

2023-24:

- Finished with 21 PTS on 9-14 (.642) shooting from the field, 7 REB, 5 AST, 2 STL and 2 BLK in 31 MIN on April 2nd at Utah. It was his **2nd career game with at least 20 PTS, 5 AST, 5 REB, 2 STL and 2 BLK (March 1 at DET)**.
- Recorded 20 points on 7-10 (.700) shooting from the field, a game-high tying 11 rebounds, three assists, two blocks and one steal in 31 minutes of play on March 29 vs. PHI. Mobley scored 18 of his 20 points in the 2nd quarter, including 10 points in the 4thquarter. Mobley hit a go-ahead three-pointer with 28 seconds on the clock to help secure the win for the Cavaliers.
- Contributed 17 points, a **career-high eight assists**, seven rebounds and one steal in 25 minutes of play on March 25 vs. CHA. He became the second Cavalier in team history with 17+ PTS, 8+ AST and 7+ REB in 25 minutes or fewer (Kevin Love).
- Finished with 22 PTS on 7-13 (.538) shooting from the field, a game-high 17 REB, a career-high tying 7 AST, 2 STL and 2 BLK in 35 MIN on March 1 at DET. **He was the 1st Cavaliers player since LeBron James on Jan. 11, 2008 to record those stat totals. It was also his 3rd career game with at least 20 PTS, 15 REB and 5 AST, becoming just the 4th Cavalier in team history with at least 3 games of 20-15-5 (LeBron James, Brad Daugherty and Kevin Love).**
- Finished with a team-high 25 points on 11-17 (.647) shooting from the field, a team-high 13 rebounds, one steal and four blocked shots in 42 minutes on Feb. 28 at CHI.
- Recorded his 14th double-double of the season (second straight) with 11 points, a team-high 14 rebounds, a career-high tying seven assists, two steals and one block in 28 minutes on Feb. 5 vs. SAC. He was the second player in team history age 22 or younger to finish with at least 11 PTS, 14 REB, 7 AST and 2 STL (LeBron James, 3 times).
- Contributed his 13th double-double of the season with 28 points on 11-15 (.733) shooting from the field, including 3-3 shooting from beyond the arc, 10 rebounds and three assists in 24 minutes on Feb. 3 at SAS. His three three-pointers in the win were his career-high for triples made in a game.
- Chipped in 14 PTS, 10 REB, 5 AST, 3 STL and 4 BLK in 36 MIN on Nov. 3 at IND. Mobley is the 1st Cavs player to hit all of these totals in a game since blocks and steals were tracked in 1973-74, and the first in the NBA since Nikola Jokic on March 6, 2022 (46 pts, 12 reb, 11 ast, 3 stl, 4 BLK).
- Finished with a game-high 33 points, a game-high 14 rebounds, three assists and a game-high three blocks in 33 minutes on Oct. 28 vs. IND. It was Mobley's second straight double-double (14 PTS, 15 REB on Oct. 27 vs OKC). It was Mobley's first time in his career with at least 30 points and 10 rebounds.
- Recorded his first double-double of the season with 14 points and a game-high 15 rebounds on Oct. 27 vs. Oklahoma City.
- Finished with 17 points on 8-11 (.727) shooting from the field, a **career-high 19 rebounds** and a game-high seven blocks in 34 minutes on Nov. 28 vs ATL. Mobley recorded a double-double (13 PTS, 10 REB, 2 BLK) in the opening half, marking the 3rd time in his NBA career with a double-double in the opening half. **He was the first NBA player to post 17+ points, 19+ rebounds and 7+ blocks while shooting .700 from the field since Shaquille O'Neal in 2003-04 (31 PTS, 26 REB, 7 BLK vs. MIL on 3/21/04).**



#15 Isaiah Mobley

Forward - 6-10 - 240lbs - 09/24/1999 - USC/USA

2nd Year Pro

PERSONAL: His parents are Eric and Nicol Mobley...averaged 22 points, 13 rebounds, four assists and three blocks ay Rancho Christian High School...was the only Californian to play in the 42nd annual McDonald's All-American Game at State Fam Arena in Atlanta...his brother Evan Mobley was selected with the 3rd pick by the Cavaliers in the 2021 NBA Draft.

	GP	GS	PPG	RPG	APG	SPG	BPG	MPG	FG%	3FG%	FT%
2023-24	10	0	2.3	1.0	0.6	0.20	0.00	7.2	.417	.300	.000
Career	22	0	2.5	1.4	0.4	0.27	0.14	7.1	.423	.333	.800

	POINTS			REB	AST	BLK	STL	DBL-DBL	TPL-DBL
	10+	20+	30+	10+	10+	3+	3+		
2023-24	1	--	--	--	--	--	--	--	--
Career	2	--	--	--	--	--	1	--	--

	2023-24 HIGHS	CAREER HIGHS
PTS	11 vs. CHA 4/14/24	18 at ORL 4/6/23
FGM	5 vs. CHA 4/14/24	7 at ORL 4/6/23
FGA	9 vs. CHA 4/14/24	12 at ORL 4/6/23
3FGM	1 3 times	2 at ORL 4/6/23
3FGA	4 vs. PHX 3/11/24	4 vs. PHX 3/11/24
FTM	--	2 2 times
FTA	1 vs. CHA 4/14/24	2 2 times
OREB	2 vs. CHA 4/14/24	2 2 times
DREB	4 vs. BKN 3/10/24	4 vs. BKN 3/10/24
TREB	4 vs. BKN 3/10/24	4 4 times
ASTS	3 vs. MIA 11/22/23	3 vs. MIA 11/22/23
STLS	1 2 times	3 at ORL 4/6/23
BLKS	--	2 at ORL 4/6/23
MINS	20 vs. BKN 3/10/24	29 at ORL 4/6/23

RECENT GAMES

OPPONENT	W/L	MIN	FG-A	3P-A	FT-A	OR	DR	TR	A	PF	ST	TO	BS	PTS
4/14 vs. CHA	L	16:14	5-9	1-3	0-1	2	1	3	0	0	1	1	0	11
4/12 vs. IND	W													
4/10 vs. MEM	W	1:50	0-2	0-0	0-0	1	0	1	0	1	0	0	0	0
4/7 at LAC	L													
4/6 at LAL	L	1:33	0-0	0-0	0-0	0	0	0	0	0	0	0	0	0

I - GLTW — 56 on the season.

NOTES:

- 🏆 Played for the Cavs in the 2023 NBA Summer League in Las Vegas, helping the Cavaliers win their first Summer League Championship.
- 🏆 **2022-23:** Appeared in 12 games for Cleveland.
- 🏆 Averaged 2.6 points and 1.7 rbeounds in 7.0 minutes.
- 🏆 Finished with a career-high 18 points on 7-12 (.583) shooting from the field, four rebounds, three steals and two blocks in 29 minutes off the bench on April 6 at ORL.
- 🏆 Recorded his first career NBA points with a three-pointer on Oct. 22 at CHI.
- 🏆 Selected in the second round (49th overall pick) in the 2022 NBA Draft by the Cleveland Cavaliers.
- 🏆 Appeared in 22 games (all starts) in the NBA G League for the Cleveland Charge, averaging 21.0 points (.522 FG%, .353 3FG%, .730 FT%), 8.5 rebounds, 3.9 assists and 1.14 blocks in 33.0 minutes.



#24 Marcus Morris Sr.

Forward - 6-8 - 235lbs - 09/02/1989 - Kansas/USA

13th Year Pro

PERSONAL: Born Marcus Morris in Philadelphia, Pennsylvania. Mother is Thomasine "Angel" Morris. Has four brothers; Donte, Blake, David and twin, Markieff, of the Dallas Mavericks...Seven minutes younger than his fraternal twin brother, who was drafted just minutes before him in 2011 NBA Draft...Nickname is "Mook". ...Majored in American Studies at KU...Voted "Most Likely to Succeed" in high school...led the Prep Charter High School Eagles to back-to-back State titles in 2006 and 2007...Held a special bond with his late grandmother, Shirley, who passed away due to cancer in 2013...After the Morris' childhood home was destroyed by a fire, the family moved in with Shirley...Shirley came up with Marcus and Markieff's nicknames (Mook and Keef).

	GP	GS	PPG	RPG	APG	SPG	BPG	MPG	FG%	3FG%	FT%
2023-24	49	7	6.4	2.7	0.7	0.31	0.27	16.7	.439	.403	.818
Career	832	509	12.0	4.4	1.5	0.66	0.29	26.6	.435	.377	.774

	POINTS			REB	AST	BLK	STL	DBL-DBL	TPL-DBL
	10+	20+	30+	10+	10+	3+	3+		
2023-24	14	--	--	--	--	--	--	--	--
Career	517	121	12	33	--	5	27	28	--

	2023-24 HIGHS	CAREER HIGHS
PTS	17 2 times	38 at LAC 1/5/20
FGM	7 at DEN 1/27/24	13 3 times
FGA	16 at DEN 1/27/24	23 vs. POR 2/28/17
3FGM	5 vs. DET 12/15/23	7 vs. BKN 11/24/19
3FGA	8 at ATL 1/10/24	13 at CHA 1/28/20
FTM	6 at ATL 1/10/24	12 vs. CLE 11/18/19
FTA	6 at ATL 1/10/24	14 vs. MEM 12/21/16
OREB	4 at ORL 1/19/24	6 vs. WAS 1/21/17
DREB	7 2 times	13 vs. DAL 2/15/17
TREB	9 at ORL 1/19/24	14 vs. PHX 12/2/15
ASTS	5 vs. TOR 12/22/23	8 vs. PHI 2/24/16
STLS	2 vs. UTA 1/6/24	5 at SAC 11/11/15
BLKS	2 2 times	4 at ORL 10/30/19
MINS	33 at DEN 1/27/24	57 at CHI 12/18/15

RECENT GAMES

OPPONENT	W/L	MIN	FG-A	3P-A	FT-A	OR	DR	TR	A	PF	ST	TO	BS	PTS
4/14 vs. CHA	L	18:48	3-9	1-4	0-0	1	2	3	0	2	0	1	0	7
4/12 vs. IND	W													
4/10 vs. MEM	W													
4/7 at LAC	L	12:33	1-1	0-0	0-0	0	1	1	0	3	0	0	0	2
4/6 at LAL	L	4:30	1-2	0-0	1-2	1	0	1	1	0	0	1	0	3

Injury List — Missed 1 game due to N/a; Illness (12/18); Missed 5 games due to Left Foot; Plantar Fasciitis (1/22, 1/25, 1/30, 2/1, 2/7)

I - NWT — 8 on the season.; I - T — 1 on the season.

NOTES:

- 🏆 Finished with 14 points on 5-7 (.714) shooting from the field, including 4-5 (.800) shooting from the 3-point line and four rebounds in 20 minutes off the bench in his debut with the Cavs on March 18 at IND. Morris was the first Cavs player to score 14+ PTS off the bench in his debut since Jan. 20, 2021 (Taurean Prince, 17 PTS vs. BKN)
- 🏆 Contributed 11 points and seven rebounds in 26 minutes off the bench on March 22 at MIN.



#8 Pete Nance

Forward - 6-11 - 230lbs - 02/19/2000 - UNC/USA

Rookie

Attended Revere High School in Richfield, OH. His dad Larry Nance played for the Cavaliers from 1988-1994 and has his No. 22 retired by the team. His brother Larry Nance Jr. played for Cleveland from 2018-2021 and is currently on the New Orleans Pelicans.

	GP	GS	PPG	RPG	APG	SPG	BPG	MPG	FG%	3FG%	FT%	2023-24 HIGHS		CAREER HIGHS	
2023-24	8	0	0.4	0.4	0.0	0.13	0.00	3.4	.167	1.000	.000	PTS	3 vs. CHA 4/14/24	3 vs. CHA 4/14/24	
Career	8	0	0.4	0.4	0.0	0.13	0.00	3.4	.167	1.000	.000	FGM	1 vs. CHA 4/14/24	1 vs. CHA 4/14/24	
POINTS			REB	AST	BLK	STL									
	10+	20+	30+	10+	10+	3+	3+	DBL-DBL	TPL-DBL						
2023-24	--	--	--	--	--	--	--	--	--						
Career	--	--	--	--	--	--	--	--	--						

RECENT GAMES														
OPPONENT	W/L	MIN	FG-A	3P-A	FT-A	OR	DR	TR	A	PF	ST	TO	BS	PTS
4/14 vs. CHA	L	12:00	1-3	1-1	0-0	0	1	1	0	1	0	0	0	3
4/12 vs. IND	W													
4/10 vs. MEM	W	1:50	0-1	0-0	0-0	0	0	0	0	0	1	0	0	0
4/7 at LAC	L													
4/6 at LAL	L	1:33	0-0	0-0	0-0	0	0	0	0	0	0	1	0	0

I - GLA — 1 on the season.; I - GLTW — 18 on the season.

NOTES:

- Sign a Two-Way contract with the Cavaliers on February 19, 2024. Appeared in 2 games with the Cavaliers after signing a 10-day contract on January 18th.
- Posted the first Cleveland Charge triple double in over two years on January 10 at Indiana, finishing with 27 points, a career-high 12 assists and 10 rebounds in 40 minutes.
- Played for the Cavs in the 2023 NBA Summer League in Las Vegas, helping the Cavaliers win their first Summer League Championship



#20 Georges Niang

Forward - 6-7 - 235lbs - 06/17/1993 - Iowa State/USA

8th Year Pro

PERSONAL: Born in Lawrence, Massachusetts and is son to Sidy and Alison Niang...his father Sidy was born and raised in Senegal...majored in business marketing at Iowa State University and was student body president at Tilton Prep during high school...volunteered with the Iowa Children's Hospital during his career at Iowa State.

	GP	GS	PPG	RPG	APG	SPG	BPG	MPG	FG%	3FG%	FT%	2023-24 HIGHS		CAREER HIGHS	
2023-24	82	10	9.4	3.4	1.2	0.37	0.22	22.3	.449	.376	.850	PTS	33 vs. MIL 1/17/24	33 vs. MIL 1/17/24	
Career	465	29	7.0	2.3	0.9	0.32	0.14	16.8	.441	.397	.866	FGM	13 vs. MIL 1/17/24	13 vs. MIL 1/17/24	
POINTS			REB	AST	BLK	STL									
	10+	20+	30+	10+	10+	3+	3+	DBL-DBL	TPL-DBL						
2023-24	42	3	1	1	--	--	2	--	--						
Career	140	10	1	2	--	--	5	1	--						

RECENT GAMES														
OPPONENT	W/L	MIN	FG-A	3P-A	FT-A	OR	DR	TR	A	PF	ST	TO	BS	PTS
4/14 vs. CHA	L	22:34	6-9	4-7	0-0	0	1	1	1	2	0	0	0	16
4/12 vs. IND	W	26:37	3-10	3-8	0-0	0	5	5	0	2	2	0	0	9
4/10 vs. MEM	W	17:57	1-3	1-2	1-2	0	2	2	1	2	0	1	1	4
4/7 at LAC	L	14:03	1-5	0-2	0-0	0	2	2	2	2	1	0	0	2
4/6 at LAL	L	22:33	5-6	2-3	0-0	0	1	1	1	2	0	2	0	12

NOTES:

2023-24:

- Contributed a game-high 25 points on 10-14 (.714) shooting from the field, including 5-8 (.625) from the three-point line and one block in 31 minutes of play off the bench on March 29 vs. PHI.
- Recorded 20 PTS on 8-12 (.667) shooting from the field, 3 REB and 2 AST in 25 MIN on March 10 vs. BKN. It was his 2nd game of the season with 20+ PTS.
- Finished with a career-high 33 points on 13-14 (.929) shooting from the field, including 5-6 (.833) shooting from the three-point line, five rebounds, three assist and two steals in 27 minutes of play off the bench on Jan. 17 vs. MIL. Niang scored a season-high 20 points in the first half, the most points scored in a half in his NBA career. His 13-14 (.929) shooting from the field tied the single-game record for highest FG% on 13 attempts or more (Brad Daugherty, 13-14 on 2/21/92 vs. SAC and Elmore Smith, 13-14 on 3/13/77 at ATL).
- Finished with a season-high 16 PTS, including 4-8 (.500) shooting from the three-point line, 3 AST, 2 REB, 1 STL and 1 BLK in 24 MIN off the bench on Dec. 27 at DAL.
- Chipped in 11 points and three rebounds in 24 minutes off the bench on Oct. 31 vs. NYK. It was Niang's first time scoring in double digits with the Cavaliers.
- Grabbed a career-high tying 10 rebounds on Nov. 1 at NYK.



#35 Isaac Okoro

Guard • 6-6 • 225lbs • 01/26/2001 • Auburn/USA

4th Year Pro

PERSONAL: Named to the Auburn Athletic Director's Honor Roll after maintaining at least a 3.5 GPA in the fall...son of Godwin and Gloria Okoro...father, Godwin, emigrated from Nigeria to the United States in the 1980s...played at McEachern High School where he had his No. 35 jersey retired...was a four-time all-state selection...led team to 32-0 record and the state title in 2018-19, the first in the school's history...team was ranked No. 1 in the country according to MaxPreps, BlueStar Media and the Prep Circuit Power 50...averaged 19.7 points, 10.1 rebounds, 3.2 assists and 2.7 steals as a senior...named the 2019 AJC Player of the Year...graduated with honors...has three siblings: Michael, Rachel and Ashley.

	GP	GS	PPG	RPG	APG	SPG	BPG	MPG	FG%	3FG%	FT%	2023-24 HIGHS		CAREER HIGHS	
2023-24	69	42	9.4	3.0	1.9	0.83	0.49	27.3	.490	.391	.679	PTS	22 at DAL 12/27/23	32 vs. PHX 5/4/21	
Career	279	216	8.5	2.9	1.7	0.83	0.39	27.6	.467	.347	.732	FGM	7 5 times	10 vs. PHX 5/4/21	
												FGA	13 3 times	20 vs. IND 5/10/21	
												3FGM	4 3 times	4 8 times	
												3FGA	8 3 times	11 vs. OKC 2/21/21	
												FTM	6 2 times	11 vs. LAC 3/14/22	
												FTA	7 2 times	13 vs. LAC 3/14/22	
												OREB	4 3 times	5 at PHI 2/27/21	
												DREB	6 2 times	8 2 times	
												TREB	7 4 times	10 vs. IND 5/10/21	
												ASTS	7 vs. MIL 1/17/24	7 vs. MIL 1/17/24	
												STLS	4 3 times	4 5 times	
												BLKS	3 at BKN 2/8/24	3 3 times	
												MINS	43 vs. MIN 3/8/24	47 vs. PHX 5/4/21	

	POINTS	REB	AST	BLK	STL	DBL-DBL	TPL-DBL
	10+	20+	30+	10+	10+	3+	3+
2023-24	32	1	--	--	--	1	3
Career	111	9	1	1	--	3	15

RECENT GAMES														
OPPONENT	W/L	MIN	FG-A	3P-A	FT-A	OR	DR	TR	A	PF	ST	TO	BS	PTS
4/14 vs. CHA	L	29:03	3-6	3-4	2-2	0	3	3	6	0	0	0	0	11
4/12 vs. IND	W	25:10	2-4	0-1	3-3	1	0	1	0	1	1	0	1	7
4/10 vs. MEM	W	26:34	2-5	1-4	2-6	0	4	4	0	1	1	0	0	7
4/7 at LAC	L	25:17	4-4	0-0	3-4	1	2	3	0	2	0	0	0	11
4/6 at LAL	L	Inactive - Injury												

Injury List — Missed 2 games due to Left Knee; Soreness (11/5, 11/8); Missed 7 games due to Left Knee; Injury Management (11/11, 11/13, 11/15, 11/17, 11/19, 11/21, 11/22); Missed 2 games due to Right Great Toe; Soreness (3/31, 4/2); Missed 2 games due to Right Great Toe; Sprain (4/3, 4/6)

NOTES:

2023-24:

- Chipped in 16 points, including 4-8 (.500) shooting from beyond the arc and two assists in 27 minutes on Feb. 14 vs. CHI. His four triples tied his career-high from three-pointers made in a game.
- Recorded 17 PTS, 3 AST and 1 STL in 27 MIN on Jan. 29 vs. LAC. Okoro scored all 17 of his points in the 1st half, marking his most points scored in an opening half in his career.
- Finished with a season-high 22 PTS, including 4-7 (.571) shooting from beyond the arc, 3 REB and 1 BLK in 39 MIN on Dec. 27 at DAL.
- Recorded a season-high tying 18 points on 6-9 (.667) shooting from the field, including 3-4 (.750) from the three-point line, three rebounds, three assists and one steal in 32 minutes of play on Dec. 16 vs. ATL.
- Tallied 18 points on 6-10 (.600) shooting from the field, 6 rebounds, 4 assists, 2 steals and 1 block in 32 minutes on Oct. 25 at BKN.



#9 Craig Porter Jr.

Guard • 6-2 • 185lbs • 02/26/2000 • Wichita State University/USA

Rookie

PERSONAL: Born Feb. 26, 2000... Son of Craig Porter Sr. and Rachel Higginbotham...has four older brothers...was a sport management major at Wichita State...his favorite NBA player growing up was Rajon Rondo...his favorite movie is Holes and is an avid gamer.

	GP	GS	PPG	RPG	APG	SPG	BPG	MPG	FG%	3FG%	FT%	2023-24 HIGHS		CAREER HIGHS	
2023-24	51	6	5.6	2.1	2.3	0.41	0.29	12.7	.509	.353	.732	PTS	21 vs. DEN 11/19/23	21 vs. DEN 11/19/23	
Career	51	6	5.6	2.1	2.3	0.41	0.29	12.7	.509	.353	.732	FGM	8 at CHI 12/23/23	8 at CHI 12/23/23	
												FGA	14 at CHI 12/23/23	14 at CHI 12/23/23	
												3FGM	3 vs. BKN 3/10/24	3 vs. BKN 3/10/24	
												3FGA	5 vs. MIA 11/22/23	5 vs. MIA 11/22/23	
												FTM	7 vs. DEN 11/19/23	7 vs. DEN 11/19/23	
												FTA	7 vs. DEN 11/19/23	7 vs. DEN 11/19/23	
												OREB	4 at DAL 12/27/23	4 at DAL 12/27/23	
												DREB	8 at DAL 12/27/23	8 at DAL 12/27/23	
												TREB	12 at DAL 12/27/23	12 at DAL 12/27/23	
												ASTS	11 vs. NOP 12/21/23	11 vs. NOP 12/21/23	
												STLS	3 at DAL 12/27/23	3 at DAL 12/27/23	
												BLKS	3 vs. UTA 12/20/23	3 vs. UTA 12/20/23	
												MINS	39 at CHI 12/23/23	39 at CHI 12/23/23	

	POINTS	REB	AST	BLK	STL	DBL-DBL	TPL-DBL
	10+	20+	30+	10+	10+	3+	3+
2023-24	12	1	--	1	1	1	1
Career	12	1	--	1	1	1	1

RECENT GAMES														
OPPONENT	W/L	MIN	FG-A	3P-A	FT-A	OR	DR	TR	A	PF	ST	TO	BS	PTS
4/14 vs. CHA	L	9:30	1-2	0-0	0-0	0	3	3	2	1	1	0	1	2
4/12 vs. IND	W													
4/10 vs. MEM	W	1:50	0-0	0-0	0-0	0	0	0	0	0	0	0	0	0
4/7 at LAC	L													
4/6 at LAL	L	1:33	0-0	0-0	0-0	0	0	0	0	0	0	1	0	0

Injury List — Missed 4 games due to Illness (3/29, 3/31, 4/2, 4/3)

I - GLTW — 2 on the season.; **I - GLA** — 3 on the season.

NOTES:

- Finished with seven points, a career-high 11 assists and one steal in 29 minutes of play in his second career start on Dec. 21 vs. New Orleans. He became the first undrafted Cavaliers rookie to record 11 or more assists since Matthew Dellavedova (4/9/14 vs DET). He is also the third Cavs undrafted rookie to dish out at least 10 assists in a regular season game in franchise history, joining Dellavedova (3 times) and Donald Sloan (4/8/12).
- Finished with 12 points, a career-high nine assists, three rebounds and one block in 27 minutes on Nov. 21 at PHI.
- Recorded a career-high 21 points on 7-10 (.700) shooting from the field, including a perfect 7-7 from the free throw line, four rebounds, four assists, a game-high tying two steals and one block in 25 minutes off the bench. Porter's 21 points were the most points scored by an undrafted Cavs rookie since Matthew Dellavedova in 2014 (21 points).
- Finished with 12 points, a career-high five assists, three rebounds and one steal in 16 minutes off the bench on Nov. 17 vs. DET.
- Recorded his first career basket in the second quarter on Oct. 31 vs. NYK, finishing with 10 PTS, 4 REB, 2 AST, 2 STL and 1 BLK in 22 MIN off the bench.
- Played for the Cavs in the 2023 NBA Summer League in Las Vegas, helping the Cavaliers win their first Summer League Championship





#1 Max Strus

Guard/Forward • 6-6 • 215lbs • 03/28/1996 • DePaul/USA

5th Year Pro

PERSONAL: Full name is Max Tanner Strus...is the son of John and Debbie Strus... has an older brother, Marty, and an older sister, Maggie...his mother played basketball and volleyball at DePaul and was inducted into the Athletics Hall of Fame in 2000...his father was a pitcher at Eastern Illinois University...his brother played basketball at Lewis University and his sister played volleyball at the University of Illinois, Chicago...chose his major because he wanted to work in the business side of sports when he was done playing...in his free time he enjoys being outside playing catch or playing golf...his favorite sport other than basketball is baseball where he's a big Chicago White Sox fan...threw out the first pitch prior to the A's-White Sox game on Aug. 18, 2021 at Guaranteed Rate Field...hosted his first Max Strus Basketball Camp at his high school in the summer of 2022 with all the proceeds going to the Weish4Ever Foundation where he is very close with the family...their foundation provides financial support for families with children and young adults battling cancer...wears size 14 sneakers.

	GP	GS	PPG	RPG	APG	SPG	BPG	MPG	FG%	3FG%	FT%
2023-24	70	70	12.2	4.8	4.0	0.91	0.41	32.0	.418	.351	.794
Career	259	119	10.6	3.2	2.2	0.56	0.23	25.5	.424	.365	.811

	POINTS	REB	AST	BLK	STL	DBL-DBL	TPL-DBL
	10+	20+	30+	10+	10+	3+	3+
2023-24	44	10	--	6	1	--	2
Career	136	31	2	7	2	--	4

RECENT GAMES

OPPONENT	W/L	MIN	FG-A	3P-A	FT-A	OR	DR	TR	A	PF	ST	TO	BS	PTS
4/14 vs. CHA	L	30:35	5-12	4-6	0-0	3	7	10	11	0	0	3	0	14
4/12 vs. IND	W	27:57	2-10	1-5	2-3	2	3	5	9	1	1	0	0	7
4/10 vs. MEM	W	29:42	3-5	2-3	0-1	1	5	6	1	2	1	0	0	8
4/7 at LAC	L	39:13	5-11	4-9	6-6	0	4	4	9	2	1	4	0	20
4/6 at LAL	L	29:37	2-8	1-5	0-0	2	4	6	4	1	0	2	0	5

Injury List — Missed 12 games due to Right Knee; Strain (3/5, 3/6, 3/8, 3/10, 3/11, 3/13, 3/16, 3/18, 3/20, 3/22, 3/24, 3/25)

NOTES:

2023-24:

- On Feb. 27 vs. DAL, Strus shot a perfect 5-5 from the three-point line in the final 3:42, including a stretch of four consecutive triples and the game-winning buzzer-beater. According to [ESPN Stats and Info](#), his 59-foot shot at the buzzer was the second longest game winning buzzer beater in the three-point era (since 1979-80, behind only Devonte' Grahams 61-foot shot at OKC in 2021). Strus' five triples in the fourth quarter also tied a career high in three-pointers in any quarter. He finished the night with 21 points on 7-12 (.583) shooting from the field, including 7-10 (.700) shooting from the three-point line, four assists, four rebounds and two blocks in 26 minutes of play.
- Recorded 26 PTS, 7 AST, 2 STL and 1 BLK in 41 MIN on Dec. 23 at CHI.
- Tallied a team-high tying 27 PTS, including 7-13 (.538) shooting from beyond the arc, a game-high 12 REB, 2 AST, 1 STL and 1 BLK in 39 MIN during his first career game with the Cavaliers on Oct. 25. **Strus' 7 3FGM tied the most triples made in a players debut with a new team in NBA history.** It was his third career double-double and he joined Kevin Love as the only players in Cavaliers history to record 27+ PTS, 12+ REB and 7+ triples in a game. It was the fourth game of his career scoring 27 or more points.
- Finished with 20 points, 11 rebounds, five assists and one block in 37 minutes on Nov. 26 vs. TOR. He scored all 20 of his points in the 3rd quarter on 8-10 (.800) shooting from the field, including shooting 4-4 from beyond the arc. His 20 points in the quarter tied his career-high for points in any quarter (20 PTS in 2nd Q on Dec. 17, 2021 at ORL).



#13 Tristan Thompson

Forward/Center • 6-10 • 250lbs • 03/13/1991 • Texas/Canada

13th Year Pro

PERSONAL: Full name is Tristan Trevor James Thompson...son of Trevor and Andrea Thompson...a native of Toronto, Canada...McDonald's All-American as a high school senior and member of the World Select Team at the 2010 Nike Hoop Summit...played for Team Canada in the FIBA Americas Tournament in Caracas, Venezuela during the summer of 2013... favorite food is chicken teriyaki...his first job was a paper boy...favorite sport other than basketball is football...favorite TV show is Martin...favorite movie is Coming to America...favorite game is Monopoly...was a member of the Cleveland Cavaliers 2016 NBA Championship team.

	GP	GS	PPG	RPG	APG	SPG	BPG	MPG	FG%	3FG%	FT%
2023-24	49	0	3.3	3.6	1.0	0.24	0.29	11.2	.608	.000	.288
Career	779	478	8.7	8.1	1.0	0.48	0.66	25.8	.521	.256	.597

	POINTS	REB	AST	BLK	STL	DBL-DBL	TPL-DBL
	10+	20+	30+	10+	10+	3+	3+
2023-24	2	--	--	1	--	--	1
Career	340	21	1	289	--	39	16

RECENT GAMES

OPPONENT	W/L	MIN	FG-A	3P-A	FT-A	OR	DR	TR	A	PF	ST	TO	BS	PTS
4/14 vs. CHA	L	11:53	3-7	0-0	0-2	2	1	3	0	0	0	0	0	6
4/12 vs. IND	W													
4/10 vs. MEM	W													
4/7 at LAC	L													
4/6 at LAL	L	00:46	0-0	0-0	0-0	0	1	1	0	0	0	0	0	0

I - LS — 10 on the season.; I - TS — 10 on the season.

NOTES:

- 2023-24: Chipped in 10 points on 5-7 (.714) shooting from the field, five rebounds, four assists and a career-high tying four stelas in 18 minutes off the bench on Dec. 20 vs. Utah.
- Recorded his first double-double of the season with 10 PTS on 5-7 (.714) shooting from the field, a game-high 13 REB, 2 AST and 2 BLK in a season-high 29 MIN off the bench on Dec. 11 at ORL. It was his first double-double since Dec. 8, 2021 vs. ORL (14 PTS, 10 REB). The last double-double Thompson recorded as a member of the Cavs was on Feb. 26, 2020 vs. PHI (14 PTS, 14 REB).
- Signed with the Cavs as a free agent on September 12, 2023.
- 2022-23: Appeared in six postseason games with the Los Angeles Lakers, averaging 1.8 points and 1.7 rebounds in 5.3 minutes.
- FRANCHISE LEADER:** In the Cleveland Cavaliers record book, Thompson still ranks among the franchise's all-time leaders in offensive rebounds (second, 2,115), total rebounds (third, 5,393), defensive rebounds (fifth, 3,278), blocks (sixth, 447), games played (seventh, 619) and minutes (eighth, 17,373). His 447 consecutive regular season games played from Feb. 10, 2012 to April 4, 2017 remains the longest streak in Cavaliers history.





#32 Dean Wade

Forward - 6-10 - 219lbs - 11/20/1996 - Kansas State/USA

5th Year Pro

PERSONAL: Full name is Dean Jackson Wade...graduated in May 2019 with a bachelor's degree in social science...father, Jay, lettered one season on the Kansas State football team...mother, Trish, played volleyball and basketball at Barton Community College and is in the school's Hall of Fame...has an older sister, Teresa, who was an all-state volleyball player at St. John and the 2010 Class 1A State Division I MVP...his first job was a lifeguard...he is an avid Kansas City Chiefs fan.

	GP	GS	PPG	RPG	APG	SPG	BPG	MPG	FG%	3FG%	FT%
2023-24	54	32	5.4	4.0	0.8	0.74	0.46	20.5	.414	.391	.769
Career	224	92	5.2	3.4	0.9	0.60	0.35	19.0	.433	.371	.714

	POINTS			REB	AST	BLK	STL	DBL-DBL	TPL-DBL
	10+	20+	30+	10+	10+	3+	3+		
2023-24	7	2	--	1	--	--	5	--	--
Career	38	4	--	5	--	2	14	2	--

	2023-24 HIGHS	CAREER HIGHS
PTS	23 vs. BOS 3/5/24	23 vs. BOS 3/5/24
FGM	8 vs. BOS 3/5/24	8 3 times
FGA	12 at CHI 12/23/23	14 2 times
3FGM	6 2 times	6 4 times
3FGA	10 2 times	11 vs. PHI 4/1/21
FTM	4 vs. BKN 1/11/24	4 3 times
FTA	4 vs. BKN 1/11/24	5 4 times
OREB	4 2 times	5 vs. GSW 11/18/21
DREB	9 2 times	10 3 times
TREB	10 vs. DEN 11/19/23	12 3 times
ASTS	3 4 times	5 vs. GSW 11/18/21
STLS	3 5 times	3 14 times
BLKS	2 7 times	3 2 times
MINS	37 vs. IND 10/28/23	40 vs. GSW 11/18/21

RECENT GAMES

OPPONENT	W/L	MIN	FG-A	3P-A	FT-A	OR	DR	TR	A	PF	ST	TO	BS	PTS
4/14 vs. CHA	L										Inactive - Injury			
4/12 vs. IND	W										Inactive - Injury			
4/10 vs. MEM	W										Inactive - Injury			
4/7 at LAC	L										Inactive - Injury			
4/6 at LAL	L										Inactive - Injury			

Injury List — Missed 3 games due to Illness (10/25, 2/12, 2/14); Missed 6 games due to Right Ankle; Sprain (11/22, 11/25, 11/26, 11/28, 11/30, 12/2); Missed 2 games due to Right Knee; Soreness (3/16, 3/18); Missed 14 games due to Right Knee; Sprain (3/20, 3/22, 3/24, 3/25, 3/27, 3/29, 3/31, 4/2, 4/3, 4/6, 4/7, 4/10, 4/12, 4/14)

I - P — 2 on the season.; **NWT - P** — 1 on the season.

NOTES:

- Finished with a **career-high 23 points** on 8-11 (.727) shooting from the field, including 6-9 (.667) from the three-point line, eight rebounds and two steals in 21 minutes off the bench on March 5 vs. BOS. Wade scored 20 of his 23 points in the fourth quarter, marking the most points scored in any quarter of his career. He also shot a perfect 7-7 from the field and 5-5 from the three-point line in the final period. His six three-pointers in the win tied his career high. He was the 7th player in NBA history to record 20+ PTS in the final quarter on a perfect 7-7 or better from the field with 5+ triples.
- Chipped in 17 points, including 5-6 (.833) shooting from the three-point line, five rebounds and one steal in 25 minutes on Jan. 20 at ATL.
- Recorded 12 points, including 4-10 (.400) shooting from the three-point line, seven rebounds, three assists and two steals in 26 minutes on Jan. 15 vs. CHI.
- Contributed a season-high 20 points on 7-11 (.636) shooting from the field, including 6-8 (.750) shooting from the three-point line, a game-high nine rebounds and two blocks in 26 minutes of play on Dec. 21 vs New Orleans. His six three-pointers tied his career high in three-pointers made in a single game. He also recorded 20+ points for the third time in his NBA career.
- Contributed a season-high 16 points on 5-8 (.625) shooting from the field, including 4-7 (.571) from the three-point line, five rebounds, three assists and one steal in 22 minutes on Dec. 16 vs. ATL. With his fourth and final three of the night Wade made his 200th career three-pointer.
- Recorded eight points and five rebounds in 14 minutes off the bench on Dec. 6 vs. ORL.
- Chipped in 8 points and a season-high seven rebounds in 17 minutes off the bench on Nov. 11 at GSW.



NO.	PLAYER	POS.	HT.	WT.	BIRTHDATE	PRIOR TO NBA/HOME COUNTRY	NBA EXP.
31	Jarrett Allen	C	6-11	248	04/21/1998	Texas/USA	7th
21	Emoni Bates*	F	6-9	190	01/28/2004	Eastern Michigan University/USA	R
10	Darius Garland	G	6-1	186	01/26/2000	Vanderbilt/USA	5th
2	Ty Jerome	G	6-5	200	07/08/1997	Virginia/USA	5th
30	Damian Jones	C	7-0	245	06/30/1995	Vanderbilt/USA	8th
3	Caris LeVert	G	6-6	205	08/25/1994	Michigan/USA	8th
5	Sam Merrill	G	6-4	205	05/15/1996	Utah State/USA	4th
45	Donovan Mitchell	G	6-3	215	09/07/1996	Louisville/USA	7th
4	Evan Mobley	F/C	7-0	215	06/18/2001	USC/USA	3rd
15	Isaiah Mobley*	F	6-10	240	09/24/1999	USC/USA	2nd
24	Marcus Morris Sr.	F	6-8	235	09/02/1989	Kansas/USA	13th
8	Pete Nance*	F	6-11	230	02/19/2000	UNC/USA	R
20	Georges Niang	F	6-7	235	06/17/1993	Iowa State/USA	8th
35	Isaac Okoro	G	6-6	225	01/26/2001	Auburn/USA	4th
9	Craig Porter Jr.	G	6-2	185	02/26/2000	Wichita State University/USA	R
1	Max Strus	G/F	6-6	215	03/28/1996	DePaul/USA	5th
13	Tristan Thompson	F/C	6-10	250	03/13/1991	Texas/Canada	13th
32	Dean Wade	F	6-10	219	11/20/1996	Kansas State/USA	5th

*Player under two-way contract

STAFF

HEAD COACH

J.B. Bickerstaff (Minnesota)

ASSOCIATE HEAD COACH

Greg Buckner (Clemson)

ASSISTANT COACHES

Luke Walton (Arizona)

J.J. Outlaw (Villanova)

Sidney Lowe (North Carolina State)

Dan Geriot (Richmond)

Nate Reinking (Kent State)

SR. DIRECTOR, PLAYER HEALTH/HEAD ATHLETIC TRAINER

Stephen Spiro (Temple)

HEAD STRENGTH AND CONDITIONING COORDINATOR

Derek Millender (South Alabama)

PRONUNCIATION GUIDE

Emoni Bates (e-MON-e); **Georges Niang** (George KNEE-yang); **Isaac Okoro** (oh-CORE-oh); **Max Strus** (str-OOS)



BY CAVALIERS	AN INDIVIDUAL...	BY OPPONENT
33 PTS, Donovan Mitchell: (CLE W, 129-120) vs. Indiana, 04/12/24	Scored 30+ points	32 PTS, Jake LaRavia: (CLE W, 110-98) vs. Memphis, 04/10/24
40 PTS, Donovan Mitchell: (CLE W, 114-106) @ Washington, 02/07/24	Scored 40+ points	40 PTS, Devin Booker: (CLE L, 101-122) @ Phoenix, 04/03/24
71 PTS, Donovan Mitchell: (CLE W, 145-134 (OT)) vs. Chicago, 01/02/23	Scored 50+ points	50 PTS, Damian Lillard: (CLE W, 119-113) @ Portland, 01/12/23
20 REB, Jarrett Allen: (CLE L, 104-107) vs. Miami, 03/20/24	Had 15+ Rebounds	18 REB, Nikola Jokic: (CLE L, 101-130) @ Denver, 03/31/24
20 REB, Jarrett Allen: (CLE L, 104-107) vs. Miami, 03/20/24	Had 20+ Rebounds	26 REB, Andre Drummond: (CLE L, 123-132 (2OT)) @ Chicago, 02/28/24
25 REB, Anderson Varejão: (CLE W, 87-81 (OT)) vs. Orlando, 01/02/14	Had 25+ Rebounds	26 REB, Andre Drummond: (CLE L, 123-132 (2OT)) @ Chicago, 02/28/24
15 AST, Caris LeVert: (CLE L, 123-132 (2OT)) @ Chicago, 02/28/24	Had 15+ assists	16 AST, Nikola Jokic: (CLE L, 101-130) @ Denver, 03/31/24
22 AST, Andre Miller: (CLE L, 91-94) vs. Philadelphia, 12/15/01	Had 20+ assists	20 AST, Russell Westbrook: (CLE L, 124-148) vs. Oklahoma City, 01/20/18
5 BLK, Evan Mobley: (CLE W, 114-105) @ Washington, 02/25/24	Had 5+ Blocks	6 BLK, Anthony Davis: (CLE L, 97-116) @ LA Lakers, 04/06/24
11 BLK, Larry Nance: (CLE W, 104-96) vs. New York, 01/07/89	Had 10+ Blocks	10 BLK, Calvin Booth: (CLE W, 104-96) @ Oklahoma City, 01/13/04
5 STL, Darius Garland: (CLE L, 118-120) @ LA Clippers, 04/07/24	Had 5+ Steals	5 STL, Bam Adebayo: (CLE L, 84-121) @ Miami, 03/24/24
13 FGM/12 FGM, Jarrett Allen/Donovan Mitchell: (CLE W, 129-120) vs. Indiana, 04/12/24	Made 10+ Field Goals	10 FGM, Jake LaRavia: (CLE W, 110-98) vs. Memphis, 04/10/24
15 FGM, Donovan Mitchell: (CLE W, 111-102) vs. Brooklyn, 01/11/24	Made 15+ Field Goals	17 FGM, Luka Dončić: (CLE W, 121-119) vs. Dallas, 02/27/24
22 FGM, Donovan Mitchell: (CLE W, 145-134 (OT)) vs. Chicago, 01/02/23	Made 20+ Field Goals	21 FGM, Jamal Murray: (CLE L, 103-120) vs. Denver, 02/19/21
7 3FGM, Darius Garland: (CLE L, 111-117) vs. Phoenix, 03/11/24	Made 7+ 3-Pointers	8 3FGM, Jake LaRavia: (CLE W, 110-98) vs. Memphis, 04/10/24
10 3FGM, Donovan Mitchell: (CLE W, 129-120) vs. Indiana, 04/12/24	10+ 3-Pointer Attempts	11 3FGM, Nick Smith Jr.: (CLE L, 110-120) vs. Charlotte, 04/14/24
15 FTM, Jarrett Allen: (CLE W, 113-104 (OT)) vs. Minnesota, 03/08/24	Made 15+ Free Throws	16 FTM, Paul George: (CLE L, 118-120) @ LA Clippers, 04/07/24
20 FTM, Donovan Mitchell: (CLE W, 145-134 (OT)) vs. Chicago, 01/02/23	Made 20+ Free Throws	23 FTM, Dwyane Wade: (CLE L, 89-92) @ Miami, 02/01/07
5 FB, Isaac Okoro: (CLE W, 128-121) vs. Detroit, 01/31/24	Made 5+ Fast Breaks	6 FB, Jaylen Brown: (CLE L, 103-141) @ Boston, 01/24/21
* Never Has Happened *	10+ Fast Break Attempts	* Never Has Happened *
6 TO, Emoni Bates: (CLE L, 110-120) vs. Charlotte, 04/14/24	5+ Turnovers	5 TO, Tyrese Haliburton: (CLE W, 129-120) vs. Indiana, 04/12/24
15 FD, Jarrett Allen: (CLE W, 113-104 (OT)) vs. Minnesota, 03/08/24	10+ Fouls Drawn	10 FD, Cam Thomas: (CLE W, 111-102) vs. Brooklyn, 01/11/24
209.1 OR, Dean Wade: (CLE L, 106-112) vs. Boston, 03/04/20	200+ Offensive Rating	218.0 OR, Tony Bradley: (CLE L, 113-126) vs. Utah, 03/02/20
* Never Has Happened *	200+ Defensive Rating	* Never Has Happened *
13 FGM/12 FGM, Jarrett Allen/Donovan Mitchell: (CLE W, 129-120) vs. Indiana, 04/12/24	Two Players with 10+ Field Goals Made	11 FGM/10 FGM, D'Angelo Russell/LeBron James: (CLE L, 97-116) @ LA Lakers, 04/06/24
5 3FGM/5 3FGM, Sam Merrill/Max Strus: (CLE L, 111-118) @ Charlotte, 03/27/24	Two Players with 5+ 3-Pointers Made	5 3FGM/5 3FGM, Royce O'Neale/Devin Booker: (CLE L, 101-122) @ Phoenix, 04/03/24
14 PTS, 10 REB, 11 AST, Max Strus: (CLE L, 110-120) vs. Charlotte, 04/14/24	Had a triple-double	26 PTS, 18 REB, 16 AST, Nikola Jokic: (CLE L, 101-130) @ Denver, 03/31/24
25 PTS, 20 REB, Jarrett Allen: (CLE L, 104-107) vs. Miami, 03/20/24	Had a 20/20 game	21 PTS, 20 REB, Domantas Sabonis: (CLE L, 102-111) vs. Indiana, 05/10/21
1st period, Donovan Mitchell: (CLE W, 129-120) vs. Indiana, 04/12/24	Had a four-point play	1st period, Tobias Harris: (CLE W, 117-114) vs. Philadelphia, 03/29/24
A TEAM...		
129 PTS, (CLE W, 129-120) vs. Indiana, 04/12/24	Scored 120+ points	120 PTS, (CLE L, 110-120) vs. Charlotte, 04/14/24
136 PTS, (CLE W, 136-110) vs. Sacramento, 02/05/24	Scored 130+ points	130 PTS, (CLE L, 101-130) @ Denver, 03/31/24
140 PTS, (CLE W, 140-101) vs. Washington, 01/03/24	Scored 140+ points	141 PTS, (CLE L, 105-141) vs. Portland, 05/05/21
154 PTS, (CLE W, 154-153 (4OT)) vs. LA Lakers, 01/29/80	Scored 150+ points	153 PTS, (CLE W, 154-153 (4OT)) vs. LA Lakers, 01/29/80
.614 (43-70), (CLE W, 122-99) vs. Utah, 12/19/22	Shot .600+ from the field	.616 (53-86), (CLE L, 115-135) vs. Toronto, 04/10/21
23 PTS, (CLE W, 115-92) vs. Charlotte, 03/25/24	Won by 20+ points	21 PTS, (CLE L, 101-122) @ Phoenix, 04/03/24
40 PTS, (CLE W, 135-95) vs. Milwaukee, 01/17/24	Won by 30+ points	37 PTS, (CLE L, 84-121) @ Miami, 03/24/24
43 PTS, (CLE W, 110-67) vs. Philadelphia, 01/15/94	Won by 40+ points	41 PTS, (CLE L, 92-133) vs. LA Clippers, 02/09/20
68 PTS, (CLE W, 148-80) vs. Miami, 12/17/91	Won by 50+ points	55 PTS, (CLE L, 57-112) @ LA Lakers, 01/11/11
64 REB, (CLE W, 110-100) @ Detroit, 03/01/24	Had 60+ rebounds	61 REB, (CLE W, 113-104 (OT)) vs. Minnesota, 03/08/24
38 AST, (CLE W, 129-113) @ Utah, 04/02/24	Had 35+ assists	36 AST, (CLE L, 110-120) vs. Charlotte, 04/14/24
41 AST, (CLE W, 115-92) vs. Charlotte, 03/25/24	Had 40+ assists	43 AST, (CLE L, 94-141) @ Philadelphia, 12/07/19



50 FGM, (CLE W, 129-120) vs. Indiana, 04/12/24	Made 50+ field goals	50 FGM, (CLE L, 101-130) @ Denver, 03/31/24
20 3FGM, (CLE W, 116-95) @ New Orleans, 03/13/24	Made 20+ 3-pointers	21 3FGM, (CLE L, 101-130) @ Denver, 03/31/24
35 FTM, (CLE W, 105-94) vs. LA Clippers, 02/05/15	Made 35+ free throws	35 FTM, (CLE L, 108-112) vs. Philadelphia, 04/03/22
1st OT, (CLE W, 113-104 (OT)) vs. Minnesota, 03/08/24	Overtime Win	2nd OT, (CLE L, 123-132 (2OT)) @ Chicago, 02/28/24
2nd OT, (CLE W, 132-122 (2OT)) vs. Charlotte, 11/18/22	Double-Overtime Win	2nd OT, (CLE L, 123-132 (2OT)) @ Chicago, 02/28/24
* Never Has Happened *	Triple-Overtime Win	3rd OT, (CLE L, 139-148 (3OT)) vs. Brooklyn, 02/13/19
4th OT, (CLE W, 154-153 (4OT)) vs. LA Lakers, 01/29/80	Quadruple-Overtime Win	4th OT, (CLE L, 129-131 (4OT)) vs. Portland, 10/18/74

THE CAVALIERS (SINGLE-SEASON)...

1/26/2024 — 2/10/2024 (9)	Won 5 straight	--
11/11/2017 — 12/6/2017 (13)	Won 10 straight	--
1/3/2024 — 2/5/2024 (9)	Won 5 straight at home	--
11/7/2017 — 1/2/2018 (13)	Won 10 straight at home	--
1/19/2015 — 4/5/2015 (18)	Won 15 straight at home	--
1/26/2024 — 2/10/2024 (6)	Won 5 straight on road	--
* Never Has Happened *	Won 10 straight on road	--
* Never Has Happened *	Won 15 straight on road	--
11/7/2022 — 11/16/2022 (5)	Lost 5 straight	--
4/23/2021 — 5/10/2021 (11)	Lost 10 straight	--
4/28/2021 — 5/10/2021 (7)	Lost 5 straight at home	--
11/7/2022 — 11/25/2022 (5)	Lost 5 straight on road	--



CAVALIERS RECORD WHEN...	OVERALL	HOME	ROAD
Outrebounding opponent	34-10	18-6	16-4
Outrebounded by opponent	14-23	8-9	6-14
Tied in Rebounding	0-1	0-0	0-1
Shooting better than opponent	42-7	22-2	20-5
Shooting worse than opponent	6-27	4-13	2-14
Shooting same than opponent	0-0	0-0	0-0
More FTM than opponent	25-14	13-8	12-6
Less FTM than opponent	22-18	12-7	10-11
Same FTM than opponent	1-2	1-0	0-2
More 3FGM than opponent	33-11	18-5	15-6
Less 3FGM than opponent	10-22	4-9	6-13
Same 3FGM than opponent	5-1	4-1	1-0
More assists than opponent	35-14	20-7	15-7
Less assists than opponent	11-18	4-8	7-10
Same assists than opponent	2-2	2-0	0-2
More turnovers than opponent	21-18	11-7	10-11
Less turnovers than opponent	22-13	11-6	11-7
Same turnovers than opponent	5-3	4-2	1-1
Bench outscores opponent bench	27-15	16-5	11-10
Opponent bench outscores CLE	21-18	10-9	11-9
Bench scoring equal	0-1	0-1	0-0
Scoring less than 80 points	0-0	0-0	0-0
Scoring between 80-89 points	0-1	0-0	0-1
Scoring between 90-99 points	1-8	0-4	1-4
Scoring between 100-109	9-10	5-5	4-5
Scoring 110 or more points	38-15	21-6	17-9
Opponent scores less than 80	0-0	0-0	0-0
Opponent scores between 80-89	1-0	0-0	1-0
Opponent scores between 90-99	13-0	5-0	8-0
Opponent scores between 100-109	19-8	11-5	8-3
Opponent scores 110 or more	15-26	10-10	5-16

	POINTS			REB	AST	BLK	STL	DD	TD
	10+	20+	30+						
Jarrett Allen	70	22	2	45	--	7	3	42	--
Emoni Bates	--	--	--	--	--	--	--	--	--
Sharife Cooper	--	--	--	--	--	--	--	--	--
Darius Garland	50	19	4	--	6	--	6	6	--
Ty Jerome	--	--	--	--	--	--	--	--	--
Damian Jones	1	--	--	--	--	1	--	--	--
Caris LeVert	50	15	2	1	5	--	8	6	--
Sam Merrill	23	3	--	--	--	--	--	--	--
Donovan Mitchell	55	44	21	3	3	1	15	6	--
Evan Mobley	44	14	1	25	--	8	3	22	--
Isaiah Mobley	1	--	--	--	--	--	--	--	--
Marcus Morris Sr.	2	--	--	--	--	--	--	--	--
Pete Nance	--	--	--	--	--	--	--	--	--
Georges Niang	42	3	1	1	--	--	2	--	--
Isaac Okoro	32	1	--	--	--	1	3	--	--
Craig Porter Jr.	12	1	--	1	1	1	1	--	--
Ricky Rubio	--	--	--	--	--	--	--	--	--
Zhaire Smith	--	--	--	--	--	--	--	--	--
Max Strus	44	10	--	6	1	--	2	5	1
Tristan Thompson	2	--	--	1	--	--	1	1	--
Dean Wade	7	2	--	1	--	--	5	--	--

	NUMBER OF TIMES LEADING TEAM IN... (INCLUDES TIES)					
	PTS	REB	AST	BLK	STL	MIN
Jarrett Allen	11	49	2	35	10	10
Emoni Bates	--	--	--	2	1	--
Sharife Cooper	--	--	--	--	--	--
Darius Garland	14	--	30	3	13	17
Ty Jerome	--	--	--	1	--	--
Damian Jones	--	--	--	4	1	--
Caris LeVert	7	3	20	15	19	5
Sam Merrill	4	1	1	2	1	2
Donovan Mitchell	36	2	25	12	27	29
Evan Mobley	5	24	7	27	12	--
Isaiah Mobley	--	--	--	1	1	--
Marcus Morris Sr.	--	--	--	1	1	--
Pete Nance	--	--	--	1	--	--
Georges Niang	5	2	--	9	6	1
Isaac Okoro	--	1	2	13	12	4
Craig Porter Jr.	1	1	6	10	4	1
Ricky Rubio	--	--	--	--	--	--
Zhaire Smith	--	--	--	--	--	--
Max Strus	5	7	6	12	11	13
Tristan Thompson	--	1	--	9	1	--
Dean Wade	2	2	--	7	8	--

STARTING LINEUPS							
LAST USED	GAME	FORWARD	FORWARD	CENTER	GUARD	GUARD	RECORD
10/25	at Nets	Max Strus	Isaac Okoro	Evan Mobley	Donovan Mitchell	Darius Garland	1-0
10/28	vs. Pacers	Isaac Okoro	Dean Wade	Evan Mobley	Max Strus	Caris LeVert	0-1
10/31	vs. Knicks	Isaac Okoro	Dean Wade	Evan Mobley	Max Strus	Donovan Mitchell	0-2
11/1	at Knicks	Georges Niang	Isaac Okoro	Evan Mobley	Donovan Mitchell	Max Strus	1-0
11/15	at Trail Blazers	Dean Wade	Evan Mobley	Jarrett Allen	Max Strus	Donovan Mitchell	1-0
11/21	at 76ers	Dean Wade	Evan Mobley	Jarrett Allen	Max Strus	Darius Garland	3-0
11/22	vs. Heat	Max Strus	Evan Mobley	Jarrett Allen	Craig Porter Jr.	Darius Garland	0-1
12/27	at Mavericks	Isaac Okoro	Dean Wade	Jarrett Allen	Max Strus	Craig Porter Jr.	3-1
1/26	at Bucks	Isaac Okoro	Dean Wade	Jarrett Allen	Max Strus	Donovan Mitchell	11-3
1/29	vs. Clippers	Isaac Okoro	Evan Mobley	Jarrett Allen	Donovan Mitchell	Donovan Mitchell	1-0
2/1	at Grizzlies	Max Strus	Dean Wade	Jarrett Allen	Donovan Mitchell	Darius Garland	2-3
3/1	at Pistons	Max Strus	Evan Mobley	Jarrett Allen	Isaac Okoro	Darius Garland	1-0
3/5	vs. Celtics	Isaac Okoro	Evan Mobley	Jarrett Allen	Sam Merrill	Darius Garland	1-0
3/8	vs. Timberwolves	Georges Niang	Dean Wade	Jarrett Allen	Isaac Okoro	Darius Garland	1-1
3/16	at Rockets	Isaac Okoro	Georges Niang	Jarrett Allen	Donovan Mitchell	Darius Garland	1-1
3/22	at Timberwolves	Isaac Okoro	Georges Niang	Jarrett Allen	Caris LeVert	Darius Garland	1-4
3/25	vs. Hornets	Isaac Okoro	Evan Mobley	Jarrett Allen	Caris LeVert	Darius Garland	1-1
3/27	at Hornets	Isaac Okoro	Evan Mobley	Jarrett Allen	Max Strus	Darius Garland	0-4
4/7	at Clippers	Max Strus	Evan Mobley	Jarrett Allen	Caris LeVert	Darius Garland	1-1
4/12	vs. Pacers	Max Strus	Evan Mobley	Jarrett Allen	Donovan Mitchell	Darius Garland	18-10
4/14	vs. Hornets	Isaac Okoro	Evan Mobley	Jarrett Allen	Max Strus	Craig Porter Jr.	0-1



GAMES MISSED DUE TO INJURIES/SUSPENSIONS			
NAME	INJURY/ILLNESS	DATES OUT	GAMES MISSED
Jarrett Allen	Left Ankle; Bone Bruise	10/25 through 11/1/23	5
Sharife Cooper	Inactive - G League On Assignment	3/1	1
Darius Garland	Left Hamstring; Strain	10/27 through 11/1/23	4
	Neck; Strain	11/15; 11/26	2
	Jaw; Fracture	12/16/23 through 1/29/24	19
	Low Back; Contusion	4/14	1
Ty Jerome	Right Ankle; Sprain	10/28 through 12/29/23; 1/3 through 1/26/24	40
	Right Ankle; Surgery	1/29 through 2/8/24; 2/12 through 2/22/24; 2/25 through 3/11/24; 3/18 through 3/20/24; 3/24 through 4/14/24	34
	RT Ankle Surgery	2/23	1
Caris LeVert	Left Hamstring; Soreness	10/31	1
	Left Knee; Soreness	11/19 through 11/21/23; 4/14	3
	Left Knee; Injury Management	12/2 through 12/11/23	4
	Left Knee; Tendonitis	12/23 through 12/27/23	2
	Right Wrist; Sprain	1/20 through 1/24/24	3
	Right Elbow; Sprain	3/1 through 3/3/24	2
	Right Wrist; Soreness	3/29	1
Sam Merrill	Illness	11/8 through 11/11/23; 2/14	3
	Right Wrist; Soreness	12/21	1
	Right Wrist; Sprain	12/23 through 12/27/23	2
	Neck; Strain	4/10 through 4/14/24	3
Donovan Mitchell	Right Hamstring; Soreness	10/28	1
	Right Hamstring; Strain	11/17 through 11/22/23	4
	Illness	12/20 through 12/27/23; 2/22 through 2/23/24	6
	Left Knee; Soreness	3/1 through 3/3/24	2
	Left Knee; Bone Bruise	3/5 through 3/11/24	5
	Nasal; Fracture	3/18 through 3/27/24	6
	Left Knee; Injury Management	4/2; 4/7; 4/14	3
Evan Mobley	Left Knee; Soreness	12/8 through 12/11/23	2
	Left Knee; Injury Management	12/12; 12/16 through 12/18/23; 2/1	4
	Left Knee; Management	12/14	1
	Left Knee; Surgery	12/20/23 through 1/26/24	16
	Left Ankle; Sprain	3/6 through 3/22/24	9
Pete Nance	Inactive - G League On Assignment	1/22	1
Isaac Okoro	Left Knee; Soreness	11/5 through 11/8/23	2
	Left Knee; Injury Management	11/11 through 11/22/23	7
	Right Great Toe; Soreness	3/31 through 4/2/24	2
	Right Great Toe; Sprain	4/3 through 4/6/24	2
Craig Porter Jr.	Inactive - G League On Assignment	2/14; 2/27 through 2/28/24	3
	Illness	3/29 through 4/3/24	4
Ricky Rubio	Inactive - Not With Team	10/25/23 through 1/5/24	35
Max Strus	Right Knee; Strain	3/5 through 3/25/24	12
Tristan Thompson	Inactive - League Suspension	2/3; 2/7 through 2/10/24; 2/23 through 2/25/24; 2/28 through 3/1/24; 3/6	9
	Inactive - Team Suspension	2/5; 2/12 through 2/22/24; 2/27; 3/3 through 3/5/24; 3/8 through 3/11/24	10
	League Suspension	3/13	1
Dean Wade	Illness	10/25; 2/12 through 2/14/24	3
	Right Ankle; Sprain	11/22 through 12/2/23	6
	Inactive - Personal	3/10 through 3/11/24	2
	Personal Reasons	3/13	1
	Right Knee; Soreness	3/16 through 3/18/24	2
	Right Knee; Sprain	3/20 through 4/14/24	14
TOTAL GAMES MISSED			307



	CLEVELAND CAVALIERS		OPPONENTS	
Points	45	Donovan Mitchell vs. DET 01/31/2024	45	Luka Dončić vs. DAL 02/27/2024
	45	Donovan Mitchell vs. BKN 01/11/2024		
Points in a Quarter	22	Caris LeVert (1st) vs. IND 10/28/2023	23	Paul George (4th) at LAC 04/07/2024
Points in a Half	29	Donovan Mitchell (2nd) vs. HOU 12/18/2023	29	Luka Dončić (1st) at DAL 12/27/2023
Field Goals	15	Donovan Mitchell vs. BKN 01/11/2024	17	Luka Dončić vs. DAL 02/27/2024
	15	Jarrett Allen vs. MIL 12/29/2023		
	15	Donovan Mitchell vs. OKC 10/27/2023		
Field Goal Attempts	30	Donovan Mitchell vs. BKN 01/11/2024	29	Luka Dončić vs. DAL 02/27/2024
			29	Luka Dončić at DAL 12/27/2023
Field Goal Percentage	1.000	Jarrett Allen (7-7) vs. CHA 04/14/2024	1.000	Jalen Duren (8-8) at DET 12/02/2023
3-PT Field Goal	8	Darius Garland at DET 03/01/2024	8	Jake LaRavia vs. MEM 04/10/2024
	8	Sam Merrill at ORL 01/22/2024		
	8	Sam Merrill vs. UTA 12/20/2023		
3-PT FG Attempts	17	Max Strus at CHI 12/23/2023	14	Donte DiVincenzo vs. NYK 03/03/2024
			14	Stephen Curry at GSW 11/11/2023
3-PT FG Percentage	1.000	Evan Mobley (3-3) at SAS 02/03/2024	1.000	Reggie Jackson (5-5) at DEN 03/31/2024
	1.000	Dean Wade (3-3) at ORL 01/22/2024		
Free Throws	15	Jarrett Allen vs. MIN 03/08/2024	17	DeMar DeRozan at CHI 02/28/2024
Free Throw Attempts	21	Jarrett Allen vs. MIN 03/08/2024	19	DeMar DeRozan at CHI 02/28/2024
Free Throw Percentage	1.000	Donovan Mitchell (9-9) vs. ATL 11/28/2023	1.000	Paul George (16-16) at LAC 04/07/2024
Offensive Rebounds	9	Jarrett Allen at DAL 12/27/2023	9	Andre Drummond at CHI 02/28/2024
Defensive Rebounds	18	Jarrett Allen vs. MIA 03/20/2024	18	Josh Hart vs. NYK 03/03/2024
Total Rebounds	23	Jarrett Allen at DAL 12/27/2023	26	Andre Drummond at CHI 02/28/2024
Assists	15	Caris LeVert at CHI 02/28/2024	17	Fred VanVleet vs. HOU 12/18/2023
Steals	5	Darius Garland at LAC 04/07/2024	5	Bam Adebayo at MIA 03/24/2024
	5	Darius Garland at LAL 04/06/2024	5	Ausar Thompson at DET 03/01/2024
	5	Darius Garland at GSW 11/11/2023	5	Dennis Smith Jr. at BKN 02/08/2024
			5	Delon Wright vs. WAS 01/05/2024
			5	Shai Gilgeous-Alexander vs. OKC 10/27/2023
Blocks	7	Evan Mobley vs. ATL 11/28/2023	7	Chet Holmgren vs. OKC 10/27/2023
Minutes	46:28	Jarrett Allen vs. MIN 03/08/2024	50:03	Coby White at CHI 02/28/2024
Points in Paint	24	Jarrett Allen vs. MIL 12/29/2023	30	Giannis Antetokounmpo at MIL 01/24/2024
Second Chance Points	10	Donovan Mitchell vs. CHI 01/15/2024	11	Andre Drummond at CHI 02/28/2024
	10	Jarrett Allen vs. WAS 01/03/2024		
Fast Break Points	18	Donovan Mitchell vs. MIL 01/17/2024	11	Taurean Prince at LAL 04/06/2024
			11	Jordan Poole at WAS 02/25/2024

CAVALIERS HIGHS	CAVALIERS LOWS	CATEGORY	OPPONENTS HIGHS	OPPONENTS LOWS
140 vs. WAS 01/03/2024	84 at MIA 03/24/2024	Points	132 (2) at CHI 02/28/2024	89 at NYK 11/01/2023
43 at CHA 03/27/2024	17 at MIA 12/08/2023	Points/1st Qtr.	41 at TOR 01/01/2024	16 vs. BKN 01/11/2024
40 at LAC 04/07/2024	12 vs. IND 10/28/2023	Points/2nd Qtr.	38 (2) at PHX 04/03/2024	14 vs. WAS 01/05/2024
80 at LAC 04/07/2024	39 at MIA 03/24/2024	Points/1st Half	72 at PHX 04/03/2024	34 vs. BKN 01/11/2024
42 (2) vs. MIL 01/17/2024	15 at ORL 12/11/2023	Points/3rd Qtr.	44 vs. BKN 03/10/2024	13 at NYK 11/01/2023
39 vs. WAS 01/03/2024	12 at ATL 03/06/2024	Points/4th Qtr.	42 vs. BKN 01/11/2024	14 vs. CHI 01/15/2024
73 vs. WAS 01/03/2024	38 at LAC 04/07/2024	Points/2nd Half	68 (2) vs. BKN 03/10/2024	39 (2) at NYK 11/01/2023
		Field Goals	50 at DEN 03/31/2024	32 at NYK 11/01/2023
55 vs. MIL 01/17/2024	30 (2) at MIA 03/24/2024	Field Goal Attempts	110 at CHI 02/28/2024	74 at ORL 01/22/2024
104 at CHI 02/28/2024	70 vs. ORL 02/22/2024	Field Goal Percentage	.590 at SAC 11/13/2023	.347 vs. ATL 11/28/2023
.591 vs. MIL 01/17/2024	.353 at ORL 12/11/2023			
		3-PT Field Goal	21 at DEN 03/31/2024	2 vs. ORL 12/06/2023
23 (2) vs. SAC 02/05/2024	6 vs. MIL 12/29/2023	3-PT FG Attempts	44 (3) vs. SAC 02/05/2024	22 at NOP 03/13/2024
57 vs. CHI 01/15/2024	21 vs. DET 11/17/2023	3-PT FG Percentage	.636 at DEN 03/31/2024	.087 vs. ORL 12/06/2023
.561 vs. SAC 02/05/2024	.140 vs. MIL 12/29/2023			
		Free Throws	31 at CHI 02/28/2024	5 vs. WAS 01/03/2024
34 vs. BKN 01/11/2024	2 at NOP 03/13/2024	Free Throw Attempts	40 at TOR 01/01/2024	9 at WAS 02/07/2024
43 (2) vs. BKN 01/11/2024	3 at NOP 03/13/2024	Free Throw Percentage	1.000 (3) at LAC 04/07/2024	.455 vs. WAS 01/03/2024
1.000 (3) at BKN 02/08/2024	.375 vs. NYK 03/03/2024			
		Offensive Rebounds	25 at CHI 02/28/2024	4 at WAS 02/25/2024
18 (5) vs. WAS 01/03/2024	4 (2) at MIA 03/24/2024	Defensive Rebounds	49 at CHI 02/28/2024	22 (2) at BKN 02/08/2024
45 at ATL 01/20/2024	21 vs. POR 11/30/2023	Total Rebounds	74 at CHI 02/28/2024	30 at POR 11/15/2023
62 vs. WAS 01/03/2024	28 at DEN 03/31/2024			
		Assists	37 vs. IND 04/12/2024	17 vs. TOR 11/26/2023
41 vs. CHA 03/25/2024	15 at ORL 12/11/2023	Steals	13 at MIA 03/24/2024	3 (2) at SAC 11/13/2023
13 (4) vs. DET 01/31/2024	2 (3) vs. DAL 02/27/2024	Team Fouls	30 vs. HOU 12/18/2023	10 (3) at NOP 03/13/2024
28 at TOR 01/01/2024	8 (2) vs. CHA 04/14/2024	Personal Fouls	32 vs. HOU 12/18/2023	11 (2) vs. CHA 04/14/2024
29 at TOR 01/01/2024	8 vs. CHA 04/14/2024	Turnovers	22 vs. POR 11/30/2023	5 vs. DAL 02/27/2024
23 vs. WAS 01/05/2024	6 vs. IND 10/28/2023	Blocks	12 at MEM 02/01/2024	0 (2) at MIA 03/24/2024
13 at BKN 02/08/2024	0 vs. PHX 03/11/2024			
		Points in Paint	70 vs. LAL 11/25/2023	24 vs. GSW 11/05/2023
74 vs. MIL 01/17/2024	28 at DET 03/01/2024	Second Chance Points	32 at CHI 02/28/2024	2 vs. MIL 01/17/2024
35 vs. WAS 01/03/2024	3 at NOP 03/13/2024	Fast Break Points	32 at LAL 04/06/2024	6 vs. MIA 03/20/2024
33 vs. MIL 01/17/2024	2 (2) at MIA 03/24/2024	Biggest Lead	45 at MIA 03/24/2024	0 (9) at UTA 04/02/2024
47 vs. MIL 01/17/2024	0 (3) at MIL 01/24/2024	Bench Points	65 at BKN 10/25/2023	6 (2) vs. MEM 04/10/2024
75 vs. UTA 12/20/2023	11 vs. IND 10/28/2023	Points Off Turnovers	35 at MIA 03/24/2024	7 (2) vs. CHA 03/25/2024
32 at GSW 11/11/2023	7 (2) vs. NOP 12/21/2023			





TEAM RECORD				
	RECORD	HOME	ROAD	OT
OVERALL	48-34	26-15	22-19	3-1
ATLANTIC	9-8	4-4	5-4	1-0
CENTRAL	11-5	6-2	5-3	0-1
SOUTHEAST	11-8	6-4	5-4	--
EASTERN	31-21	16-10	15-11	1-1
SOUTHWEST	8-2	4-1	4-1	1-0
NORTHWEST	5-5	3-2	2-3	1-0
PACIFIC	4-6	3-2	1-4	--
WESTERN	17-13	10-5	7-8	2-0

TEAM WINNING & LOSING STREAKS			
LONG:	OVERALL	HOME	ROAD
Win	1/26/2024 — 2/10/2024 (9)	1/3/2024 — 2/5/2024 (9)	1/26/2024 — 2/10/2024 (6)
Loss	4/3/2024 — 4/7/2024 (3)	3/10/2024 — 3/20/2024 (3)	3/22/2024 — 3/31/2024 (4)

*showing most recent streaks

AFTER 82 GAMES: W48, L34																									
MARGIN	1	2	3	4	5	6	7	8	9	10	11	12	13	14	15	16	17	18	19	20	21	22	23	24	25
Won By:	2	2	5		2	1	2	5	5	3	1	4		2		2		1		2		3		2	
Lost By:		2	3		1	2	4	3	3	3	1	2	1	1				1	3		1				

MARGIN	26	27	28	29	30	31	32	33	34	35	36	37	38	39	40	41	42	43	44	45	46	47	48	49	50+
Won By:	1	1													1	1									
Lost By:				1				1				1													

AT START OF:	OVERALL	HOME	ROAD	FG%:	OVERALL	HOME	ROAD
2nd-Ahead:	31-11	17-6	14-5	-44%	9-11	4-4	5-7
-Behind:	14-22	8-9	6-13	45-49%	16-17	8-10	8-7
-Tied:	3-1	1-0	2-1	50-54%	16-5	10-0	6-5
3rd-Ahead:	36-12	21-6	15-6	55-59%	6-1	3-1	3-0
-Behind:	9-22	5-9	4-13	+60%	1-0	1-0	0-0
-Tied:	3-0	0-0	3-0				
4th-Ahead:	42-7	21-4	21-3				
-Behind:	6-27	5-11	1-16				
-Tied:	0-0	0-0	0-0				



TEAM TREND	HOMEAWAY	TTL	LAST GAME	TEAM TREND	HOMEAWAY	TTL	LAST GAME	PLAYER TREND	HOMEAWAY	TTL	LAST GAME
<4 Cavaliers w/ 10+ pts	0-0	1-3	1-3 @ MIA 3/24/24	Cavaliers shoot 50.0% or better	13-1	8-3	21-4 vs. IND 4/12/24	Caris LeVert w/20+ pts	4-1	4-6	8-7 @ LAL 4/6/24
4+ Cavaliers w/ 10+ pts	26-15	21-16	47-31 vs. CHA 4/14/24	Opp shoots 50.0% or better	4-10	1-11	5-21 vs. CHA 4/14/24	Caris LeVert w/15+ pts	9-4	8-9	17-13 vs. IND 4/12/24
5+ Cavaliers w/ 10+ pts	25-10	16-14	41-24 vs. CHA 4/14/24	Cavaliers shoot 45.0% or better	22-10	16-12	38-22 vs. CHA 4/14/24	Caris LeVert w/3+ 3FGM	6-3	3-3	9-6 @ LAC 4/7/24
6+ Cavaliers w/ 10+ pts	14-3	8-10	22-13 vs. CHA 4/14/24	Cavaliers shoot 44.0% or below	4-4	5-7	9-11 @ LAL 4/6/24	Darius Garland w/35+ pts	0-0	0-1	0-1 @ ORL 12/11/23
7+ Cavaliers w/ 10+ pts	5-0	2-4	7-4 vs. PHI 3/29/24	Cavaliers shoot 40.0% or below	1-1	1-1	2-2 @ DET 3/1/24	Darius Garland w/30+ pts	1-1	1-1	2-2 vs. PHX 3/11/24
8+ Cavaliers w/ 10+ pts	1-0	1-0	2-0 @ TOR 2/10/24	Opp shoots 45.0% or better	13-14	5-17	18-31 vs. CHA 4/14/24	Darius Garland w/25+ pts	4-1	3-4	7-5 @ LAC 4/7/24
Cavaliers no 20+ pt scorer	1-3	2-3	3-6 vs. CHA 4/14/24	Opp shoots 40.0% or below	4-0	6-1	10-1 vs. MEM 4/10/24	Darius Garland w/20+ pts	6-3	4-6	10-9 @ LAC 4/7/24
Opp no 20+ pt scorer	7-1	4-1	11-2 vs. IND 4/12/24	Cavaliers w/10+ 3-pointers made	25-12	20-11	45-23 vs. CHA 4/14/24	Darius Garland w/15+ pts	12-6	8-12	20-18 vs. IND 4/12/24
2+ Cavaliers w/20+ pt scorer	17-6	14-12	31-18 vs. IND 4/12/24	Opp w/10+ 3-pointers made	17-14	15-18	32-32 vs. CHA 4/14/24	Darius Garland w/10+ pts	15-8	12-15	27-23 vs. IND 4/12/24
2+ Opp w/20+ pt scorer	10-11	9-12	19-23 vs. CHA 4/14/24	Cavaliers w/15+ 3-pointers made	13-5	8-4	21-9 vs. CHA 4/14/24	Darius Garland w/10+ FTA	1-0	1-1	2-1 @ ORL 12/11/23
3+ Cavaliers w/20+ pt scorer	2-2	5-3	7-5 @ LAC 4/7/24	Opp w/15+ 3-pointers made	6-6	3-8	9-14 vs. CHA 4/14/24	Darius Garland w/10+ asts	3-1	1-1	4-2 vs. PHI 3/29/24
3+ Opp w/20+ pt scorer	2-3	1-5	3-8 @ LAL 4/6/24	Cavaliers 3FG% 40.0% or better	14-4	6-4	20-8 vs. CHA 4/14/24	Darius Garland w/3+ 3FGM	3-6	4-9	7-15 vs. IND 4/12/24
Cavaliers w/30+ pt scorer	12-5	6-4	18-9 vs. IND 4/12/24	Opp 3FG% 40.0% or better	8-10	3-11	11-20 vs. CHA 4/14/24	Darius Garland w/3+ stls	0-0	4-2	4-2 @ LAC 4/7/24
Opp w/30+ pt scorer	7-5	6-7	13-12 vs. MEM 4/10/24	Cavaliers FT% 80.0 or better	7-6	8-9	15-15 @ LAC 4/7/24	Darius Garland w/double-double	3-1	1-1	4-2 vs. PHI 3/29/24
All 5 Starters w/10+ pts	8-2	5-6	13-8 @ LAC 4/7/24	Opp FT% 80.0 or better	13-12	9-9	22-21 vs. CHA 4/14/24	Evan Mobley w/30+ pts	0-1	0-0	0-1 vs. IND 10/28/23
Opp 5 Starters w/10+ pts	4-2	2-6	6-8 vs. IND 4/12/24	Cavaliers FT% below 70.0	8-5	6-5	14-10 vs. CHA 4/14/24	Evan Mobley w/25+ pts	0-1	1-1	1-2 @ CHI 2/28/24
2+ reserves w/10+ pts	19-4	8-10	27-14 vs. CHA 4/14/24	Opp FT% below 70.0	6-2	8-6	14-8 @ LAL 4/6/24	Evan Mobley w/20+ pts	1-2	6-5	7-7 @ LAC 4/7/24
Opp 2+ reserves w/10+ pts	13-9	9-5	22-14 vs. CHA 4/14/24	Cavaliers FTM >= Opp FTA	8-4	9-5	17-9 vs. MEM 4/10/24	Evan Mobley w/15+ pts	6-3	9-7	15-10 @ LAC 4/7/24
3+ reserves w/10+ pts	6-0	2-0	8-0 @ TOR 2/10/24	Opp FTM >= Cavaliers FTA	9-5	6-7	15-12 vs. CHA 4/14/24	Evan Mobley w/10+ pts	14-9	12-9	26-18 vs. CHA 4/14/24
Opp 3+ reserves w/10+ pts	6-5	5-2	11-7 vs. CHA 4/14/24	Cavaliers FG% >= Opp FG%	19-1	19-2	38-3 vs. MEM 4/10/24	Evan Mobley w/10+ FTA	0-1	1-0	1-1 @ DET 3/1/24
Cavaliers <20 pts. in 1st qtr	2-1	2-1	4-2 vs. MIN 3/8/24	Opp FG% >= Cavaliers FG%	4-13	1-13	5-26 vs. CHA 4/14/24	Evan Mobley w/15+ REB	2-1	1-0	3-1 @ DET 3/1/24
Opp <20 pts. in 1st qtr	3-0	2-1	5-1 vs. MIN 3/8/24	Cavaliers w/30+ FTA	3-0	3-3	6-3 vs. MIN 3/8/24	Evan Mobley w/10+ REB	8-6	7-4	15-10 vs. MEM 4/10/24
Cavaliers w/30+ pts in 1st qtr	13-7	12-6	25-13 vs. CHA 4/14/24	Opp w/30+ FTA	2-0	4-3	6-3 @ CHI 2/28/24	Evan Mobley w/3+ 3FGM	0-0	1-0	1-0 @ SAS 2/3/24
Opp w/30+ pts in 1st qtr	8-9	7-14	15-23 @ LAC 4/7/24	Cavaliers w/20+ asts	25-14	22-18	47-32 vs. CHA 4/14/24	Evan Mobley w/3+ stls	1-1	0-1	1-2 vs. MEM 4/10/24
Cavaliers under 50 pts 1st half	4-3	1-4	5-7 vs. MEM 4/10/24	Opp w/20+ asts	21-13	20-19	41-32 vs. CHA 4/14/24	Evan Mobley w/double-double	8-5	6-3	14-8 vs. MEM 4/10/24
Opp under 50 pts 1st half	8-1	9-1	17-2 @ UTA 4/2/24	Cavaliers w/25+ asts	24-13	17-11	41-24 vs. CHA 4/14/24	Donovan Mitchell w/40+ pts	3-1	1-0	4-1 @ WAS 2/7/24
Cavaliers 50+ pts 1st half	22-12	21-15	43-27 vs. CHA 4/14/24	Opp w/25+ asts	8-11	9-13	17-24 vs. CHA 4/14/24	Donovan Mitchell w/30+ pts	11-3	5-2	16-5 vs. IND 4/12/24
Opp 50+ pts 1st half	18-14	13-18	31-32 vs. CHA 4/14/24	Cavaliers w/30+ asts	11-8	8-2	19-10 vs. CHA 4/14/24	Donovan Mitchell w/20+ pts	17-6	12-9	29-15 vs. IND 4/12/24
Cavaliers 60+ pts in 1st half	15-3	8-5	23-8 vs. IND 4/12/24	Opp w/30+ asts	2-7	1-5	3-12 vs. CHA 4/14/24	Donovan Mitchell w/10+ REB	2-0	1-0	3-0 vs. BKN 1/11/24
Opp 60+ pts in 1st half	2-7	3-14	5-21 @ LAL 4/6/24	Cavaliers asts >= Opp asts	20-7	15-7	35-14 vs. MEM 4/10/24	Donovan Mitchell w/10+ asts	2-0	1-0	3-0 vs. LAC 1/29/24
Cavaliers lead by 10+ pts	21-6	19-4	40-10 vs. CHA 4/14/24	Opp asts >= Cavaliers asts	4-8	7-10	11-18 vs. CHA 4/14/24	Donovan Mitchell w/3+ stls	5-4	3-3	8-7 vs. IND 4/12/24
Opp leads by 10+ pts	6-13	5-16	11-29 vs. CHA 4/14/24	Cavaliers w/12 or fewer TOs	15-8	9-8	24-16 vs. IND 4/12/24	Donovan Mitchell w/double-double	4-0	2-0	6-0 vs. LAC 1/29/24
Games decided by 10+ points	12-6	12-10	24-16 vs. CHA 4/14/24	Opp w/12 or fewer TOs	14-8	12-9	26-17 vs. CHA 4/14/24	Isaac Okoro w/20+ pts	0-0	1-0	1-0 @ DAL 12/27/23
Games decided by 4-9 points	8-6	7-7	15-13 vs. IND 4/12/24	Cavaliers w/20+ TOs	1-0	0-0	1-0 vs. WAS 1/5/24	Isaac Okoro w/15+ pts	4-3	2-2	6-5 @ ATL 3/6/24
Games decided by 3 or less points	6-3	3-2	9-5 @ LAC 4/7/24	Opp w/20+ TOs	0-1	1-0	1-1 vs. POR 11/30/23	Isaac Okoro w/10+ pts	10-9	6-7	16-16 vs. CHA 4/14/24
Both teams score 100+ pts	21-11	13-14	34-25 vs. CHA 4/14/24	Cavaliers TO >= Opp TO	11-7	10-11	21-18 vs. CHA 4/14/24	Isaac Okoro w/3+ 3FGM	5-2	1-1	6-3 vs. CHA 4/14/24
Both teams under 100 pts	0-0	1-0	1-0 @ NYK 11/11/23	Opp TO >= Cavaliers TO	11-6	11-7	22-13 vs. IND 4/12/24	Isaac Okoro w/3+ stls	1-1	1-0	2-1 vs. PHX 3/11/24
Cavaliers score under 100 pts	0-4	1-5	1-9 @ LAL 4/6/24	Cavaliers w/50+ REB	5-1	6-0	11-1 @ DET 3/1/24	Jarrett Allen w/30+ pts	1-1	0-0	1-1 vs. MIN 3/8/24
Opp scores under 100 pts	5-0	9-0	14-0 vs. MEM 4/10/24	Opp w/50+ REB	3-0	5-3	8-3 @ DEN 3/31/24	Jarrett Allen w/25+ pts	4-2	2-0	6-2 vs. IND 4/12/24
Cavaliers score 100+ pts	26-11	21-14	47-25 vs. CHA 4/14/24	Cavaliers REB >= Opp REB	19-3	14-2	33-5 vs. IND 4/12/24	Jarrett Allen w/20+ pts	7-4	7-4	14-8 vs. IND 4/12/24
Opp scores 100+ pts	21-15	13-19	34-34 vs. CHA 4/14/24	Opp REB >= Cavaliers REB	7-10	7-14	14-24 vs. CHA 4/14/24	Jarrett Allen w/15+ pts	15-8	11-9	26-17 vs. IND 4/12/24
Cavaliers score 110+ pts	21-6	17-9	38-15 vs. CHA 4/14/24	Cavaliers w/10+ more REB than Opp	9-0	7-0	16-0 vs. CHA 3/25/24	Jarrett Allen w/10+ pts	25-11	18-16	43-27 vs. CHA 4/14/24
Opp scores 110+ pts	10-10	5-16	15-26 vs. CHA 4/14/24	Opp w/10+ more REB than CLE	2-0	2-5	4-5 @ LAC 4/7/24	Jarrett Allen w/10+ FTA	2-0	1-0	3-0 vs. MIN 3/8/24
Cavaliers tied or lead after the 3rd qtr	22-4	21-2	43-6 vs. CHA 4/14/24	Cavaliers w/10+ stls	5-4	6-5	11-9 vs. MEM 4/10/24	Jarrett Allen w/15+ REB	4-1	5-1	9-2 vs. MIA 3/20/24
Opp tied or lead after the 3rd qtr	22-6	18-5	40-11 vs. CHA 4/14/24	Opp w/10+ stls	6-3	5-4	11-7 vs. CHA 4/14/24	Jarrett Allen w/10+ REB	17-7	14-7	31-14 vs. IND 4/12/24
Cavaliers tied or lead after 1st qtr	19-6	16-6	35-12 vs. CHA 4/14/24	2+ Cavaliers w/double-double	10-5	7-1	17-6 vs. MEM 4/10/24	Jarrett Allen w/3+ stls	0-1	1-1	1-2 @ ATL 1/20/24
Opp tied or lead after 1st qtr	4-11	1-17	5-28 @ LAL 4/6/24	2+ Opp w/double-double	2-4	4-6	6-10 @ LAC 4/7/24	Jarrett Allen w/double-double	16-7	13-6	29-13 vs. IND 4/12/24
Cavaliers trailing after the 3rd qtr	4-9	4-14	8-23 vs. MEM 4/10/24	3+ Cavaliers w/double-double	1-0	0-0	1-0 vs. PHI 3/29/24	Max Strus w/20+ pts	4-1	4-1	8-2 @ LAC 4/7/24
Opp trailing after the 3rd qtr	7-9	6-13	13-22 @ LAL 4/6/24	3+ Opp w/double-double	0-0	0-1	0-1 @ CHI 2/28/24	Max Strus w/10+ REB	1-2	2-1	3-3 vs. CHA 4/14/24
1st game Back-to-Back	4-5	3-3	7-8 @ LAL 4/6/24	Cavaliers PITP >= Opp PITP	18-6	13-7	31-13 vs. IND 4/12/24	Max Strus w/10+ asts	0-1	0-0	0-1 vs. CHA 4/14/24
Opp 1st game Back-to-Back	2-4	3-6	5-10 @ LAC 4/7/24	Opp PITP >= Cavaliers PITP	7-6	6-9	13-15 @ LAL 4/6/24				
1st game after a win	16-11	10-11	26-22 vs. CHA 4/14/24	Cavaliers 2CP >= Opp 2CP	18-6	14-4	32-10 vs. CHA 4/14/24				
Opp 1st game after a win	10-4	11-8	21-12 vs. MEM 4/10/24	Opp 2CP >= Cavaliers 2CP	8-8	7-13	15-21 vs. MEM 4/10/24				
On Monday	5-2	2-3	7-5 vs. CHA 3/25/24	Cavaliers FB Pts >= Opp FB Pts	14-7	11-7	25-14 @ PHX 4/3/24				
On Tuesday	3-1	2-1	5-2 @ UTA 4/2/24	Opp FB Pts >= Cavaliers FB Pts	12-7	11-9	23-16 vs. CHA 4/14/24				
On Wednesday	7-2	6-6	13-8 vs. MEM 4/10/24								
On Thursday	1-3	2-1	3-4 vs. ORL 2/22/24								
On Friday	5-2	3-3	8-5 vs. IND 4/12/24								
On Saturday	1-2	6-2	7-4 @ LAL 4/6/24								
On Sunday	4-3	1-3	5-6 vs. CHA 4/14/24								
January	8-0	3-2	11-2 vs. DET 1/31/24								
February	3-2	6-2	9-4 @ CHI 2/28/24								
March	4-4	3-6	7-10 @ DEN 3/31/24								
April	2-1	1-3	3-4 vs. CHA 4/14/24								
October	0-3	1-0	1-3 vs. NYK 10/31/23								
November	5-3	4-3	9-6 vs. POR 11/30/23								
December	4-2	4-3	8-5 vs. MIL 12/29/23								



DATE	OPPONENT	H-R	W-L	SCORE			TOTAL RECORD	CAVALIERS HI SCORER	CAVALIERS			CAVALIERS			OPPONENT		ATTEND
				CLE-OPP	HOME RECORD	ROAD RECORD			PT	HI	REBR	RB	HI	ASSISTS	AST	HI SCORER	
10/25/2023	at Nets	R	W	114-113	0-0	1-0	1-0	D. Mitchell/M. Strus	27	M. Strus	12	D. Mitchell	6	C. Thomas	36	17,931	
10/27/2023	Thunder	H	L	105-108	0-1	1-0	1-1	D. Mitchell	43	E. Mobley	15	D. Mitchell	5	S. Gilgeous-Alexander	34	19,432	
10/28/2023	Pacers	H	L	113-125	0-2	1-0	1-2	E. Mobley	33	E. Mobley	14	C. LeVert	8	A. Nesmith	26	19,432	
10/31/2023	Knicks	H	L	91-109	0-3	1-0	1-3	D. Mitchell	26	E. Mobley	12	E. Mobley	5	J. Randle/J. Brunson	19	19,432	
11/01/2023	at Knicks	R	W	95-89	0-3	2-0	2-3	D. Mitchell	30	G. Niang	10	C. LeVert/E. Mobley	5	J. Brunson	24	19,812	
11/03/2023	at Pacers	R	L	116-121	0-3	2-1	2-4	D. Mitchell	38	E. Mobley	10	D. Mitchell	9	M. Turner	27	16,744	
11/05/2023	Warriors	H	W	115-104	1-3	2-1	3-4	D. Mitchell	31	E. Mobley	16	D. Garland/D. Mitchell	7	S. Curry	28	19,432	
11/08/2023	at Thunder	R	L	120-128	1-3	2-2	3-5	C. LeVert	29	M. Strus	7	D. Garland	9	S. Gilgeous-Alexander	43	16,314	
11/11/2023	at Warriors	R	W	118-110	1-3	3-2	4-5	C. LeVert	22	M. Strus	8	D. Mitchell	5	S. Curry	30	18,064	
11/13/2023	at Kings	R	L	120-132	1-3	3-3	4-6	D. Mitchell	22	E. Mobley	12	D. Garland	6	D. Fox	28	17,829	
11/15/2023	at Trail Blazers	R	W	109-95	1-3	4-3	5-6	D. Mitchell	34	E. Mobley	12	M. Strus	7	J. Grant	17	18,137	
11/17/2023	Pistons	H	W	108-100	2-3	4-3	6-6	D. Garland	28	E. Mobley/C. Porter Jr.	5	C. Cunningham	20	19,432			
11/19/2023	Nuggets	H	W	121-109	3-3	4-3	7-6	D. Garland	26	D. Wade/E. Mobley	10	D. Garland	6	M. Porter Jr.	21	19,432	
11/21/2023	at 76ers	R	W	122-119	3-3	5-3	8-6	D. Garland	32	J. Allen	13	C. Porter Jr.	9	J. Embiid	32	20,565	
11/22/2023	Heat	H	L	96-129	3-4	5-3	8-7	C. Porter Jr.	16	E. Mobley	10	C. Porter Jr.	5	K. Lowry	28	19,432	
11/25/2023	Lakers	H	L	115-121	3-5	5-3	8-8	D. Mitchell	22	J. Allen	14	C. LeVert	8	A. Davis	32	19,432	
11/26/2023	Raptors	H	W	105-102	4-5	5-3	9-8	D. Garland	24	E. Mobley	14	D. Garland	8	P. Siakam/J. Poell	18	19,432	
11/28/2023	Hawks	H	W	128-105	5-5	5-3	10-8	D. Mitchell	40	E. Mobley	19	D. Garland	8	D. Hunter/B. Bogdanovic	18	19,432	
11/30/2023	Trail Blazers	H	L	95-103	5-6	5-3	10-9	D. Mitchell	23	J. Allen	10	D. Garland	7	S. Sharpe	29	19,432	
12/02/2023	at Pistons	R	W	110-101	5-6	6-3	11-9	D. Garland/M. Strus	22	J. Allen/E. Mobley	11	D. Garland/M. Strus	5	C. Cunningham	23	18,924	
12/06/2023	Magic	H	W	121-111	6-6	6-3	12-9	D. Mitchell	35	J. Allen	11	D. Garland	9	P. Banchemo	42	19,432	
12/08/2023	at Heat	R	W	111-99	6-6	7-3	13-9	D. Mitchell	27	D. Mitchell	13	D. Mitchell/D. Garland	6	J. Richardson/K. Lowry	17	19,600	
12/11/2023	at Magic	R	L	94-104	6-6	7-4	13-10	D. Garland	36	T. Thompson	13	D. Garland	5	P. Banchemo	20	19,032	
12/12/2023	at Celtics	R	L	113-120	6-6	7-5	13-11	D. Mitchell	29	M. Strus	9	D. Garland	7	J. Brown/J. Tatum	25	19,156	
12/14/2023	at Celtics	R	L	107-116	6-6	7-6	13-12	D. Mitchell	31	J. Allen	10	D. Mitchell	6	J. Tatum	27	19,156	
12/16/2023	Hawks	H	W	127-119	7-6	7-6	14-12	J. Allen	25	J. Allen	14	D. Mitchell	13	T. Young	35	19,432	
12/18/2023	Rockets	H	W	135-130	8-6	7-6	15-12	D. Mitchell	37	I. Okoro/C. LeVert	7	I. Okoro/D. Mitchell	6	F. VanVleet	27	19,432	
12/20/2023	Jazz	H	W	124-116	9-6	7-6	16-12	S. Merrill	27	J. Allen	8	C. LeVert	7	L. Markkanen	26	19,432	
12/21/2023	Pelicans	H	L	104-123	9-7	7-6	16-13	D. Wade	20	D. Wade	9	C. Porter Jr.	11	T. Murphy III	28	19,432	
12/23/2023	at Bulls	R	W	109-95	9-7	8-6	17-13	M. Strus	26	J. Allen	17	C. Porter Jr.	8	D. DeRozan	21	19,583	
12/27/2023	at Mavericks	R	W	113-110	9-7	9-6	18-13	C. LeVert	29	J. Allen	23	C. Porter Jr./J.C. LeVert	7	L. Dončić	39	20,377	
12/29/2023	Bucks	H	L	111-119	9-8	9-6	18-14	D. Mitchell	34	J. Allen	12	D. Mitchell	9	G. Antetokounmpo	34	19,432	
01/01/2024	at Raptors	R	L	121-124	9-8	9-7	18-15	C. LeVert	31	J. Mitchell	11	D. Mitchell	7	P. Siakam	36	19,800	
01/03/2024	Wizards	H	W	140-101	10-8	9-7	19-15	M. Strus	24	J. Allen	19	J. Allen	7	K. Kuzma	16	19,432	
01/05/2024	Wizards	H	W	114-90	11-8	9-7	20-15	D. Mitchell	26	J. Allen	12	C. LeVert	11	T. Jones	16	19,432	
01/07/2024	Spurs	H	W	117-115	12-8	9-7	21-15	J. Allen	29	J. Allen	16	D. Mitchell	9	V. Wembanyama	24	19,432	
01/11/2024	Nets	H	W	111-102	13-8	9-7	22-15	D. Mitchell	45	D. Mitchell/J. Allen	12	D. Mitchell	6	M. Bridges/C. Thomas	26	15,887	
01/15/2024	Bulls	H	W	109-91	14-8	9-7	23-15	D. Mitchell	34	J. Allen	14	D. Mitchell/C. LeVert	7	C. White	18	19,432	
01/17/2024	Bucks	H	W	135-95	15-8	9-7	24-15	G. Niang	33	J. Allen	13	D. Mitchell/I. Okoro	7	D. Lillard	17	19,432	
01/20/2024	at Hawks	R	W	116-95	15-8	10-7	25-15	D. Mitchell/S. Merrill	18	J. Allen	11	D. Mitchell	8	D. Murray	24	17,047	
01/22/2024	at Magic	R	W	126-99	15-8	11-7	26-15	S. Merrill	26	J. Allen	11	D. Mitchell	13	P. Banchemo	18	19,301	
01/24/2024	at Bucks	R	L	116-126	15-8	11-8	26-16	D. Mitchell	23	J. Allen	12	D. Mitchell	8	G. Antetokounmpo	35	17,510	
01/26/2024	at Bucks	R	W	112-100	15-8	12-8	27-16	D. Mitchell	32	J. Allen	14	D. Mitchell	6	G. Antetokounmpo/D. Lillard	22	17,855	
01/29/2024	Clippers	H	W	118-108	16-8	12-8	28-16	D. Mitchell	28	J. Allen	17	D. Mitchell	12	K. Leonard	30	19,432	
01/31/2024	Pistons	H	W	128-121	17-8	12-8	29-16	D. Mitchell	45	J. Allen	11	D. Mitchell	8	D. Gallinari	20	19,432	
02/01/2024	at Grizzlies	R	W	108-101	17-8	13-8	30-16	D. Mitchell	25	M. Strus	16	D. Mitchell/D. Garland	7	J. Jackson Jr.	25	15,505	
02/03/2024	at Spurs	R	W	117-101	17-8	14-8	31-16	D. Mitchell	31	J. Allen	16	D. Mitchell	7	D. Vassell	22	18,354	
02/05/2024	Kings	H	W	136-110	18-8	14-8	32-16	D. Mitchell	29	E. Mobley	14	C. LeVert/E. Mobley	7	H. Barnes	22	19,432	
02/07/2024	at Wizards	R	W	114-106	18-8	15-8	33-16	D. Mitchell	40	J. Allen	9	D. Mitchell/C. LeVert	5	K. Kuzma	28	15,860	
02/08/2024	at Nets	R	W	118-95	18-8	16-8	34-16	D. Mitchell	27	E. Mobley	12	D. Garland	7	M. Bridges	26	17,304	
02/10/2024	at Raptors	R	W	119-95	18-8	17-8	35-16	J. Allen	18	J. Allen	15	D. Garland	8	S. Barnes	24	19,800	
02/12/2024	76ers	H	L	121-123	18-9	17-8	35-17	D. Mitchell	36	J. Allen/E. Mobley	10	D. Garland	9	B. Hield/K. Oubre Jr.	24	19,432	
02/14/2024	Bulls	H	W	108-105	19-9	17-8	36-17	D. Mitchell	30	J. Allen	10	C. LeVert	9	C. White	32	19,432	
02/22/2024	Magic	H	L	109-116	19-10	17-8	36-18	M. Strus/D. Garland/J. Allen	18	J. Allen	10	D. Garland	10	M. Wagner	22	19,432	
02/23/2024	at 76ers	R	L	97-104	19-10	17-9	36-19	J. Allen	24	E. Mobley	10	D. Garland	9	T. Maxey	24	19,938	
02/25/2024	at Wizards	R	W	114-105	19-10	18-9	37-19	J. Allen	22	J. Allen/C. LeVert	12	C. LeVert	8	J. Poole	31	17,895	
02/27/2024	Mavericks	H	W	121-119	20-10	18-9	38-19	D. Mitchell	31	J. Allen/E. Mobley	9	E. Mobley/D. Garland	7	L. Dončić	45	19,432	
02/28/2024	at Bulls	R	L	123-132	20-10	18-10	38-20	E. Mobley	25	E. Mobley	13	C. LeVert	15	D. DeRozan	35	21,700	
03/01/2024	at Pistons	R	W	110-100	20-10	19-10	39-20	D. Garland	29	E. Mobley	17	E. Mobley	7	C. Cunningham	21	19,299	
03/03/2024	Knicks	H	L	98-107	20-11	19-10	39-21	S. Merrill	13	J. Allen/E. Mobley	13	J. Allen/E. Mobley	6	D. DiVincenzo	28	19,432	
03/05/2024	Celtics	H	W	105-104	21-11	19-10	40-21	D. Wade	23	J. Allen	12	D. Garland	11	J. Tatum	26	19,432	
03/06/2024	at Hawks	R	L	101-112	21-11	19-11	40-22	J. Allen	18	J. Allen	19	C. LeVert/D. Garland	7	S. Bey/B. Bogdanovic	23	15,841	
03/08/2024	Timberwolves	H	W	113-104	22-11	19-11	41-22	D. Garland	34	J. Allen	18	D. Garland/C. LeVert	8	N. Reid	34	19,432	
03/10/2024	Nets	H	L	101-120	22-12	19-11	41-23	G. Niang	9	C. LeVert	9	C. LeVert	7	C. Thomas	29	19,432	
03/11/2024	Suns	H	L	111-117	22-13	19-11	41-24	D. Garland	30	J. Allen	10	C. LeVert	11	K. Durant	37	19,432	
03/13/2024	at Pelicans	R	W	116-95	22-13	20-11	42-24	D. Garland	27	J. Allen	10	D. Garland	11	Z. Williamson	33	17,727	
03/16/2024	at Rockets	R	L	103-117	22-13	20-12	42-25	C. LeVert	21	S. Merrill	8	C. LeVert	7	J. Green	26	18,055	
03/18/2024	at Pacers	R	W	108-103	22-13	21-12	43-25	J. Allen/C. LeVert	23	J. Allen	9	C. LeVert	11	P. Siakam	19	17,274	
03/20/2024	Heat	H	L	104-107	22-14	21-12	43-26	J. Allen	25	J. Allen	20	C. LeVert	12	J. Butler	30	19,432	
03/22/2024	at Timberwolves	R	L	91-104	22-14	21-13	43-27	D. Garland	17	J. Allen	13	C. LeVert	6	M. Conley	21	18,024	
03/24/2024	at Heat	R	L	84-121	22-14	21-14	43-28	E. Mobley	15	C. Porter Jr./G. Niang/J. Allen/E. Mobley	4	S. Merrill	6	H. Highsmith	18	19,645	
03/25/2024	Hornets	H	W	115-92	23-14	21-14	44-28	J. Allen/E. Mobley/G. Niang	17	J. Allen	13	D. Garland	10	B. Miller	24	19,432	
03/27/2024	at Hornets	R	L	111-118	23-14												



2023-24 REGULAR SEASON GAME-BY-GAME STATS

DATE	GAME	W/L	FG	FGA	PCT	3FG	3FGA	PCT	FT	FTA	PCT	OR	DR	REB	AST	PF	ST	TO	BS	PTS
10/25	Cavaliers	W	44	94	0.468	17	43	0.395	9	10	0.900	9	29	38	25	23	10	10	6	114
17,931	at Nets		42	84	0.500	9	27	0.333	20	26	0.769	13	37	50	30	16	6	18	6	113
10/27	Cavaliers	L	38	92	0.413	12	45	0.267	17	23	0.739	8	40	48	20	16	10	14	8	105
19,432	vs. Thunder		40	87	0.460	13	26	0.500	15	19	0.789	6	41	47	22	17	8	18	10	108
10/28	Cavaliers	L	43	99	0.434	12	31	0.387	15	24	0.625	18	33	51	29	16	2	7	6	113
19,432	vs. Pacers		48	98	0.490	15	38	0.395	14	17	0.824	11	37	48	36	20	3	8	4	125
10/31	Cavaliers	L	36	92	0.391	10	38	0.263	9	12	0.750	14	32	46	19	19	6	15	6	91
19,432	vs. Knicks		38	86	0.442	13	34	0.382	20	25	0.800	12	36	48	18	17	9	14	1	109
11/1	Cavaliers	W	32	74	0.432	12	32	0.375	19	20	0.950	6	40	46	22	27	7	18	5	95
19,812	at Knicks		32	92	0.348	5	30	0.167	20	30	0.667	16	34	50	18	16	10	14	3	89
11/3	Cavaliers	L	44	84	0.524	8	28	0.286	20	25	0.800	5	30	35	27	20	10	13	9	116
16,744	at Pacers		45	86	0.523	15	31	0.484	16	24	0.667	7	33	40	28	18	7	19	5	121
11/5	Cavaliers	W	41	83	0.494	11	37	0.297	22	28	0.786	13	41	54	26	21	8	18	2	115
19,432	vs. Warriors		34	94	0.362	16	41	0.390	20	30	0.667	17	27	44	26	18	10	13	4	104
11/8	Cavaliers	L	42	83	0.506	9	29	0.310	27	37	0.730	11	30	41	26	24	9	20	5	120
16,314	at Thunder		44	86	0.512	12	28	0.429	28	30	0.933	12	29	41	23	27	10	14	8	128
11/11	Cavaliers	W	37	86	0.430	11	30	0.367	33	43	0.767	11	34	45	23	24	13	11	3	118
18,064	at Warriors		37	90	0.411	13	38	0.342	23	30	0.767	15	40	55	26	29	5	20	3	110
11/13	Cavaliers	L	45	91	0.495	16	35	0.457	14	17	0.824	14	25	39	24	18	3	11	1	120
17,829	at Kings		49	83	0.590	20	42	0.476	14	22	0.636	8	29	37	32	19	3	10	4	132
11/15	Cavaliers	W	42	75	0.560	9	30	0.300	16	21	0.762	7	40	47	23	16	5	18	9	109
18,137	at Trail Blazers		34	91	0.374	13	38	0.342	14	16	0.875	8	22	30	24	21	9	14	3	95
11/17	Cavaliers	W	42	82	0.512	9	21	0.429	15	21	0.714	7	32	39	21	9	9	12	6	108
19,432	vs. Pistons		39	91	0.429	9	35	0.257	13	15	0.867	18	33	51	20	19	8	17	6	100
11/19	Cavaliers	W	45	82	0.549	11	27	0.407	20	26	0.769	11	36	47	30	18	6	14	5	121
19,432	vs. Nuggets		39	82	0.476	14	29	0.483	17	23	0.739	9	24	33	23	21	7	13	5	109
11/21	Cavaliers	W	46	94	0.489	9	25	0.360	21	25	0.840	14	42	56	33	21	9	16	4	122
20,565	at 76ers		40	96	0.417	11	35	0.314	28	34	0.824	14	30	44	19	25	12	14	8	119
11/22	Cavaliers	L	36	77	0.468	14	30	0.467	10	14	0.714	7	27	34	25	17	5	19	6	96
19,432	vs. Heat		46	88	0.523	20	35	0.571	17	21	0.810	10	31	41	30	19	11	12	7	129
11/25	Cavaliers	L	43	91	0.473	9	28	0.321	20	23	0.870	7	30	37	30	16	13	14	4	115
19,432	vs. Lakers		47	90	0.522	9	27	0.333	18	21	0.857	9	35	44	34	15	9	18	8	121
11/26	Cavaliers	W	45	97	0.464	10	31	0.323	5	6	0.833	12	37	49	29	18	2	14	5	105
19,432	vs. Raptors		37	89	0.416	8	32	0.250	20	29	0.690	17	33	50	17	11	9	12	3	102
11/28	Cavaliers	W	50	93	0.538	13	36	0.361	15	17	0.882	12	43	55	27	20	8	17	12	128
19,432	vs. Hawks		35	101	0.347	13	44	0.295	22	24	0.917	14	30	44	21	16	9	11	3	105
11/30	Cavaliers	L	38	89	0.427	7	32	0.219	12	12	1.000	14	21	35	25	15	12	19	2	95
19,432	vs. Trail Blazers		39	77	0.506	14	35	0.400	11	11	1.000	9	31	40	29	17	10	23	4	103
12/2	Cavaliers	W	44	89	0.494	10	30	0.333	12	18	0.667	8	35	43	25	18	11	11	1	110
18,924	at Pistons		39	83	0.470	8	30	0.267	15	23	0.652	10	39	49	24	20	9	16	3	101
12/6	Cavaliers	W	46	86	0.535	14	34	0.412	15	20	0.750	10	35	45	29	27	5	17	2	121
19,432	vs. Magic		41	84	0.488	2	23	0.087	27	37	0.730	7	29	36	22	21	10	11	6	111
12/8	Cavaliers	W	40	87	0.460	14	38	0.368	17	26	0.654	12	39	51	21	17	13	13	2	111
19,600	at Heat		37	86	0.430	15	42	0.357	10	15	0.667	7	30	37	23	23	5	18	5	99
12/11	Cavaliers	L	30	85	0.353	9	40	0.225	25	33	0.758	18	30	48	15	23	10	14	3	94
19,032	at Magic		39	84	0.464	7	26	0.269	19	25	0.760	12	31	43	22	22	7	14	8	104
12/12	Cavaliers	L	44	92	0.478	19	45	0.422	6	9	0.667	6	29	35	27	18	6	13	4	113
19,156	at Celtics		38	84	0.452	18	44	0.409	26	26	1.000	12	33	45	23	13	9	15	9	120
12/14	Cavaliers	L	40	83	0.482	11	33	0.333	16	17	0.941	9	30	39	21	18	7	16	1	107
19,156	at Celtics		43	85	0.506	13	36	0.361	17	20	0.850	13	31	44	22	15	7	13	8	116
12/16	Cavaliers	W	49	101	0.485	16	42	0.381	13	15	0.867	18	31	49	32	22	8	11	3	127
19,432	vs. Hawks		41	85	0.482	15	36	0.417	22	25	0.880	6	28	34	21	21	5	11	4	119
12/18	Cavaliers	W	47	97	0.485	19	48	0.396	22	34	0.647	14	24	38	29	25	7	12	8	135
19,432	vs. Rockets		47	102	0.461	12	33	0.364	24	27	0.889	15	32	47	34	32	9	14	5	130
12/20	Cavaliers	W	45	96	0.469	23	51	0.451	11	16	0.688	14	30	44	34	23	8	12	3	124
19,432	vs. Jazz		40	78	0.513	13	30	0.433	23	28	0.821	6	32	38	24	22	5	16	6	116
12/21	Cavaliers	L	41	87	0.471	17	44	0.386	5	8	0.625	6	29	35	34	13	4	12	3	104
19,432	vs. Pelicans		47	86	0.547	15	35	0.429	14	16	0.875	7	33	40	32	15	7	9	4	123
12/23	Cavaliers	W	39	88	0.443	12	45	0.267	19	26	0.731	15	33	48	28	16	7	13	4	109
19,583	at Bulls		35	80	0.438	8	35	0.229	17	19	0.895	5	32	37	23	22	6	12	5	95
12/27	Cavaliers	W	40	92	0.435	17	43	0.395	16	23	0.696	18	39	57	33	21	7	16	4	113
20,377	at Mavericks		39	88	0.443	10	37	0.270	22	26	0.846	7	30	37	21	12	10	7	110	
12/29	Cavaliers	L	49	103	0.476	6	43	0.140	7	9	0.778	7	30	37	28	20	11	8	7	111
19,432	vs. Bucks		41	80	0.513	12	29	0.414	25	28	0.893	7	36	43	26	15	5	17	6	119
1/1	Cavaliers	L	43	89	0.483	12	36	0.333	23	26	0.885	6	37	43	25	29	9	9	2	121
19,800	at Raptors		42	87	0.483	11	30	0.367	29	40	0.725	10	37	47	25	22	5	11	4	124
1/3	Cavaliers	W	54	101	0.535	20	42	0.476	12	16	0.750	18	44	62	37	13	5	11	8	140
19,432	vs. Wizards		42	101	0.416	12	35	0.343	5	11	0.455	12	24	36	22	14	8	8	5	101
1/5	Cavaliers	W	41	77	0.532	16	33	0.485	16	23	0.696	12	40	52	31	19	9	24	1	114
19,432	vs. Wizards		35	84	0.417	9	30	0.300	11	15	0.733	7	24	31	19	19	12	17	8	90
1/7	Cavaliers	W	43	88	0.489	16	43	0.372	15	21	0.714	12	32	44	27	16	6	16	3	117
19,432	vs. Spurs		41	86	0.477	14	37	0.378	19	22	0.864	8	32	40	22	18	10	11	6	115
1/11	Cavaliers	W	32	82	0.390	13	44	0.295	34	43	0.791	12	35	47	16	24	11	11	6	111
15,887	vs. Nets		37	82	0.451	8	27	0.296	20	28	0.714	9	32	41	18	29	5	17	4	102
1/15	Cavaliers	W	39	95	0.411	20	57	0.351	11	11	1.									



DATE	GAME	W/L	FG	FGA	PCT	3FG	3FGA	PCT	FT	FTA	PCT	OR	DR	REB	AST	PF	ST	TO	BS	PTS
1/26	Cavaliers	W	38	92	0.413	14	36	0.389	22	31	0.710	15	36	51	20	22	7	13	8	112
17,855	at Bucks		35	87	0.402	13	34	0.382	17	24	0.708	12	39	51	21	24	6	18	4	100
1/29	Cavaliers	W	42	86	0.488	13	40	0.325	21	26	0.808	11	35	46	28	18	6	13	3	118
19,432	vs. Clippers		38	80	0.475	11	34	0.324	21	28	0.750	6	31	37	28	21	8	13	3	108
1/31	Cavaliers	W	47	89	0.528	12	35	0.343	22	23	0.957	10	23	33	26	15	13	9	5	128
19,432	vs. Pistons		45	81	0.556	16	31	0.516	15	19	0.789	7	28	35	27	17	8	19	3	121
2/1	Cavaliers	W	41	86	0.477	14	35	0.400	12	18	0.667	10	38	48	26	16	6	14	8	108
15,505	at Grizzlies		37	90	0.411	12	38	0.316	15	17	0.882	7	36	43	25	19	9	13	12	101
2/3	Cavaliers	W	46	97	0.474	13	44	0.295	12	13	0.923	10	41	51	31	19	6	10	4	117
18,354	at Spurs		36	98	0.367	12	40	0.300	17	21	0.810	14	40	54	23	13	6	12	6	101
2/5	Cavaliers	W	51	88	0.580	23	41	0.561	11	17	0.647	5	40	45	36	15	10	9	5	136
19,432	vs. Kings		43	93	0.462	17	44	0.386	7	12	0.583	10	30	40	28	18	5	12	1	110
2/7	Cavaliers	W	43	88	0.489	12	35	0.343	16	22	0.727	7	39	46	25	11	4	14	5	114
15,860	at Wizards		42	94	0.447	16	40	0.400	6	9	0.667	12	35	47	27	23	10	15	5	106
2/8	Cavaliers	W	43	80	0.538	15	37	0.405	17	17	1.000	7	41	48	26	18	8	17	13	118
17,304	at Nets		37	93	0.398	10	25	0.400	11	14	0.786	12	22	34	22	17	9	12	3	95
2/10	Cavaliers	W	48	92	0.522	14	41	0.341	9	13	0.692	14	33	47	36	18	5	11	4	119
19,800	at Raptors		35	87	0.402	9	31	0.290	16	23	0.696	12	28	40	22	14	7	11	3	95
2/12	Cavaliers	L	44	92	0.478	13	37	0.351	20	25	0.800	15	28	43	33	17	6	11	8	121
19,432	vs. 76ers		48	88	0.545	11	26	0.423	16	19	0.842	11	31	42	25	22	5	11	4	123
2/14	Cavaliers	W	40	83	0.482	12	37	0.324	16	21	0.762	6	30	36	31	18	6	8	2	108
19,432	vs. Bulls		38	83	0.458	14	33	0.424	15	17	0.882	9	35	44	18	21	5	15	3	105
2/22	Cavaliers	L	39	70	0.557	10	22	0.455	21	26	0.808	7	26	33	31	18	8	19	5	109
19,432	vs. Magic		43	84	0.512	14	25	0.560	16	18	0.889	10	23	33	26	23	8	13	3	116
2/23	Cavaliers	L	34	80	0.425	8	27	0.296	21	31	0.677	5	38	43	24	15	5	11	8	97
19,938	at 76ers		40	90	0.444	12	29	0.414	12	15	0.800	9	42	51	20	25	6	10	7	104
2/25	Cavaliers	W	42	83	0.506	10	32	0.313	20	27	0.741	6	41	47	35	16	6	11	6	114
17,895	at Wizards		40	90	0.444	12	40	0.300	13	18	0.722	4	36	40	29	22	6	9	2	105
2/27	Cavaliers	W	44	83	0.530	20	40	0.500	13	18	0.722	9	38	47	35	12	2	16	4	121
19,432	vs. Mavericks		48	91	0.527	14	33	0.424	9	15	0.600	5	31	36	23	12	11	5	6	119
2/28	Cavaliers	L	45	104	0.433	22	54	0.407	11	19	0.579	5	34	39	37	25	7	12	11	123
21,700	at Bulls		44	110	0.400	13	37	0.351	31	38	0.816	25	49	74	29	18	6	19	8	132
3/1	Cavaliers	W	33	83	0.398	18	41	0.439	26	30	0.867	12	41	53	25	20	7	16	6	110
19,299	at Pistons		33	89	0.371	10	36	0.278	24	28	0.857	9	33	42	24	23	10	9	7	100
3/3	Cavaliers	L	39	87	0.448	17	44	0.386	3	8	0.375	10	29	39	31	11	7	11	5	98
19,432	vs. Knicks		42	86	0.488	16	39	0.410	7	10	0.700	10	37	47	32	13	8	12	9	107
3/5	Cavaliers	W	39	90	0.433	20	42	0.476	7	11	0.636	8	34	42	28	10	11	9	3	105
19,432	vs. Celtics		39	93	0.419	15	38	0.395	11	12	0.917	14	39	53	24	13	6	13	9	104
3/6	Cavaliers	L	39	89	0.438	10	44	0.227	13	17	0.765	10	32	42	27	16	5	15	4	101
15,841	at Hawks		43	84	0.512	11	30	0.367	15	20	0.750	8	34	42	27	17	7	11	3	112
3/8	Cavaliers	W	38	88	0.432	11	34	0.324	26	36	0.722	10	36	46	27	20	7	13	8	113
19,432	vs. Timberwolves		39	94	0.415	8	30	0.267	18	22	0.818	7	38	45	25	25	5	14	5	104
3/10	Cavaliers	L	37	76	0.487	14	32	0.438	13	20	0.650	5	26	31	25	17	8	12	4	101
19,432	vs. Nets		42	79	0.532	18	35	0.514	18	20	0.900	8	32	40	33	17	7	15	3	120
3/11	Cavaliers	L	40	84	0.476	15	46	0.326	16	19	0.842	10	27	37	30	18	9	13	0	111
19,432	vs. Suns		46	84	0.548	12	32	0.375	13	19	0.684	12	30	42	23	18	8	14	6	117
3/13	Cavaliers	W	47	92	0.511	20	45	0.444	2	3	0.667	8	38	46	38	18	4	12	4	116
17,727	at Pelicans		35	80	0.438	4	22	0.182	21	26	0.808	7	36	43	22	13	7	12	6	95
3/16	Cavaliers	L	37	82	0.451	12	38	0.316	17	20	0.850	7	38	45	22	12	6	16	7	103
18,055	at Rockets		47	98	0.480	15	42	0.357	8	12	0.667	11	37	48	28	19	9	10	7	117
3/18	Cavaliers	W	38	80	0.475	12	32	0.375	20	28	0.714	9	30	39	27	18	8	14	4	108
17,274	at Pacers		42	91	0.462	9	38	0.237	10	16	0.625	14	31	45	28	24	8	11	3	103
3/20	Cavaliers	L	35	75	0.467	15	42	0.357	19	22	0.864	6	31	37	30	19	3	12	2	104
19,432	vs. Heat		38	83	0.458	13	36	0.361	18	19	0.947	7	30	37	19	20	7	8	2	107
3/22	Cavaliers	L	34	81	0.420	7	29	0.241	16	19	0.842	10	31	41	22	14	6	12	5	91
18,024	at Timberwolves		41	85	0.482	14	27	0.519	8	16	0.500	13	33	46	27	12	9	12	5	104
3/24	Cavaliers	L	30	72	0.417	9	29	0.310	15	20	0.750	4	26	30	24	16	3	17	3	84
19,645	at Heat		43	83	0.518	15	38	0.395	20	23	0.870	9	35	44	29	17	13	12	0	121
3/25	Cavaliers	W	46	86	0.535	17	41	0.415	6	10	0.600	9	38	47	41	15	4	14	3	115
19,432	vs. Hornets		34	80	0.425	9	28	0.321	15	18	0.833	6	27	33	22	13	5	12	4	92
3/27	Cavaliers	L	42	85	0.494	19	44	0.432	8	14	0.571	9	23	32	33	21	7	15	1	111
15,303	at Hornets		44	76	0.579	13	33	0.394	17	22	0.773	8	30	38	30	14	8	16	2	118
3/29	Cavaliers	W	45	82	0.549	16	37	0.432	11	13	0.846	5	32	37	34	17	4	14	3	117
19,432	vs. 76ers		42	94	0.447	16	40	0.400	14	17	0.824	16	26	42	28	20	6	9	7	114
3/31	Cavaliers	L	38	82	0.463	8	25	0.320	17	21	0.810	6	22	28	26	12	10	15	4	101
19,621	at Nuggets		50	87	0.575	21	33	0.636	9	13	0.692	11	40	51	36	19	7	17	4	130
4/2	Cavaliers	W	46	85	0.541	16	39	0.410	21	24	0.875	9	32	41	38	14	10	15	6	129
18,206	at Jazz		41	85	0.482	16	37	0.432	15	18	0.833	7	26	33	26	22	7	20	3	113
4/3	Cavaliers	L	39	83	0.470	7	26	0.269	16	19	0.842	7	30	37	28	14	9	15	4	101
17,071	at Suns		44	87	0.506	18	33	0.545	16	17	0.941	8	35	43	32	17	11	16	2	122
4/6	Cavaliers	L	39	90	0.433	11	35	0.314	8	12	0.667	11	29	40	24	11	11	19	3	97
18,997	at Lakers		45	80	0.563	16	37	0.432	10	16	0.625	6	34	40	30	12	11	20	11	116
4/7	Cavaliers	L	42	88	0.477	11	30	0.367	23	27	0.852	7	29	36	27	16	10	11	2	118
19,370	at Clippers		41	84	0.488	14	35	0.400	24	24	1.000	11	37	48	26	22	5	16	2	120
4/10	Cavaliers	W	37	82	0.451	15	37	0.405	21	29	0.724	12	35	47	27	15	11	16	10	110
19,432	vs. Grizzlies																			



DATE	OPPONENT	FORWARD	FORWARD	CENTER	GUARD	GUARD	SCORE	W/L
10/25/2023	@ Brooklyn	#1 Max Strus	#35 Isaac Okoro	#4 Evan Mobley	#10 Darius Garland	#45 Donovan Mitchell	114-113	W
10/27/2023	vs. Oklahoma City	#35 Isaac Okoro	#32 Dean Wade	#4 Evan Mobley	#45 Donovan Mitchell	#1 Max Strus	108-105	L
10/28/2023	vs. Indiana	#35 Isaac Okoro	#32 Dean Wade	#4 Evan Mobley	#3 Caris LeVert	#1 Max Strus	125-113	L
10/31/2023	vs. New York	#35 Isaac Okoro	#32 Dean Wade	#4 Evan Mobley	#45 Donovan Mitchell	#1 Max Strus	109-91	L
11/01/2023	@ New York	#20 Georges Niang	#35 Isaac Okoro	#4 Evan Mobley	#1 Max Strus	#45 Donovan Mitchell	95-89	W
11/03/2023	@ Indiana	#1 Max Strus	#4 Evan Mobley	#31 Jarrett Allen	#10 Darius Garland	#45 Donovan Mitchell	121-116	L
11/05/2023	vs. Golden State	#1 Max Strus	#4 Evan Mobley	#31 Jarrett Allen	#10 Darius Garland	#45 Donovan Mitchell	115-104	W
11/08/2023	@ Oklahoma City	#1 Max Strus	#4 Evan Mobley	#31 Jarrett Allen	#45 Donovan Mitchell	#10 Darius Garland	128-120	L
11/11/2023	@ Golden State	#1 Max Strus	#4 Evan Mobley	#31 Jarrett Allen	#45 Donovan Mitchell	#10 Darius Garland	118-110	W
11/13/2023	@ Sacramento	#1 Max Strus	#4 Evan Mobley	#31 Jarrett Allen	#10 Darius Garland	#45 Donovan Mitchell	132-120	L
11/15/2023	@ Portland	#32 Dean Wade	#4 Evan Mobley	#31 Jarrett Allen	#45 Donovan Mitchell	#1 Max Strus	109-95	W
11/17/2023	vs. Detroit	#32 Dean Wade	#4 Evan Mobley	#31 Jarrett Allen	#10 Darius Garland	#1 Max Strus	108-100	W
11/19/2023	vs. Denver	#32 Dean Wade	#4 Evan Mobley	#31 Jarrett Allen	#10 Darius Garland	#1 Max Strus	121-109	W
11/21/2023	@ Philadelphia	#32 Dean Wade	#4 Evan Mobley	#31 Jarrett Allen	#10 Darius Garland	#1 Max Strus	122-119	W
11/22/2023	vs. Miami	#1 Max Strus	#4 Evan Mobley	#31 Jarrett Allen	#10 Darius Garland	#9 Craig Porter	129-96	L
11/25/2023	vs. LA Lakers	#1 Max Strus	#4 Evan Mobley	#31 Jarrett Allen	#10 Darius Garland	#45 Donovan Mitchell	121-115	L
11/26/2023	vs. Toronto	#1 Max Strus	#4 Evan Mobley	#31 Jarrett Allen	#10 Darius Garland	#45 Donovan Mitchell	105-102	W
11/28/2023	vs. Atlanta	#1 Max Strus	#4 Evan Mobley	#31 Jarrett Allen	#10 Darius Garland	#45 Donovan Mitchell	128-105	W
11/30/2023	vs. Portland	#1 Max Strus	#4 Evan Mobley	#31 Jarrett Allen	#10 Darius Garland	#45 Donovan Mitchell	103-95	L
12/02/2023	@ Detroit	#1 Max Strus	#4 Evan Mobley	#31 Jarrett Allen	#45 Donovan Mitchell	#10 Darius Garland	110-101	W
12/06/2023	vs. Orlando	#1 Max Strus	#4 Evan Mobley	#31 Jarrett Allen	#10 Darius Garland	#45 Donovan Mitchell	121-111	W
12/08/2023	@ Miami	#1 Max Strus	#32 Dean Wade	#31 Jarrett Allen	#10 Darius Garland	#45 Donovan Mitchell	111-99	W
12/11/2023	@ Orlando	#1 Max Strus	#32 Dean Wade	#31 Jarrett Allen	#10 Darius Garland	#45 Donovan Mitchell	104-94	L
12/12/2023	@ Boston	#1 Max Strus	#32 Dean Wade	#31 Jarrett Allen	#10 Darius Garland	#45 Donovan Mitchell	120-113	L
12/14/2023	@ Boston	#1 Max Strus	#32 Dean Wade	#31 Jarrett Allen	#10 Darius Garland	#45 Donovan Mitchell	116-107	L
12/16/2023	vs. Atlanta	#35 Isaac Okoro	#32 Dean Wade	#31 Jarrett Allen	#45 Donovan Mitchell	#1 Max Strus	127-119	W
12/18/2023	vs. Houston	#35 Isaac Okoro	#32 Dean Wade	#31 Jarrett Allen	#45 Donovan Mitchell	#1 Max Strus	135-130	W
12/20/2023	vs. Utah	#35 Isaac Okoro	#32 Dean Wade	#31 Jarrett Allen	#9 Craig Porter Jr.	#1 Max Strus	124-116	W
12/21/2023	vs. New Orleans	#35 Isaac Okoro	#32 Dean Wade	#31 Jarrett Allen	#9 Craig Porter Jr.	#1 Max Strus	123-104	L
12/23/2023	@ Chicago	#35 Isaac Okoro	#32 Dean Wade	#31 Jarrett Allen	#9 Craig Porter Jr.	#1 Max Strus	109-95	W
12/27/2023	@ Dallas	#35 Isaac Okoro	#32 Dean Wade	#31 Jarrett Allen	#9 Craig Porter Jr.	#1 Max Strus	113-110	W
12/29/2023	vs. Milwaukee	#35 Isaac Okoro	#32 Dean Wade	#31 Jarrett Allen	#45 Donovan Mitchell	#1 Max Strus	119-111	L
01/01/2024	@ Toronto	#35 Isaac Okoro	#32 Dean Wade	#31 Jarrett Allen	#45 Donovan Mitchell	#1 Max Strus	124-121	L
01/03/2024	vs. Washington	#35 Isaac Okoro	#32 Dean Wade	#31 Jarrett Allen	#45 Donovan Mitchell	#1 Max Strus	140-101	W
01/05/2024	vs. Washington	#35 Isaac Okoro	#32 Dean Wade	#31 Jarrett Allen	#45 Donovan Mitchell	#1 Max Strus	114-90	W
01/07/2024	vs. San Antonio	#35 Isaac Okoro	#32 Dean Wade	#31 Jarrett Allen	#45 Donovan Mitchell	#1 Max Strus	117-115	W
01/11/2024	vs. Brooklyn	#35 Isaac Okoro	#32 Dean Wade	#31 Jarrett Allen	#45 Donovan Mitchell	#1 Max Strus	111-102	W
01/15/2024	vs. Chicago	#35 Isaac Okoro	#32 Dean Wade	#31 Jarrett Allen	#45 Donovan Mitchell	#1 Max Strus	109-91	W
01/17/2024	vs. Milwaukee	#35 Isaac Okoro	#32 Dean Wade	#31 Jarrett Allen	#45 Donovan Mitchell	#1 Max Strus	135-95	W
01/20/2024	@ Atlanta	#35 Isaac Okoro	#32 Dean Wade	#31 Jarrett Allen	#45 Donovan Mitchell	#1 Max Strus	116-95	W
01/22/2024	@ Orlando	#35 Isaac Okoro	#32 Dean Wade	#31 Jarrett Allen	#45 Donovan Mitchell	#1 Max Strus	126-99	W
01/24/2024	@ Milwaukee	#35 Isaac Okoro	#32 Dean Wade	#31 Jarrett Allen	#45 Donovan Mitchell	#1 Max Strus	126-116	L
01/26/2024	@ Milwaukee	#35 Isaac Okoro	#32 Dean Wade	#31 Jarrett Allen	#45 Donovan Mitchell	#1 Max Strus	112-100	W
01/29/2024	vs. LA Clippers	#35 Isaac Okoro	#4 Evan Mobley	#31 Jarrett Allen	#45 Donovan Mitchell	#1 Max Strus	118-108	W
01/31/2024	vs. Detroit	#1 Max Strus	#4 Evan Mobley	#31 Jarrett Allen	#10 Darius Garland	#45 Donovan Mitchell	128-121	W
02/01/2024	@ Memphis	#1 Max Strus	#32 Dean Wade	#31 Jarrett Allen	#10 Darius Garland	#45 Donovan Mitchell	108-101	W
02/03/2024	@ San Antonio	#1 Max Strus	#4 Evan Mobley	#31 Jarrett Allen	#10 Darius Garland	#45 Donovan Mitchell	117-101	W
02/05/2024	vs. Sacramento	#1 Max Strus	#4 Evan Mobley	#31 Jarrett Allen	#10 Darius Garland	#45 Donovan Mitchell	136-110	W
02/07/2024	@ Washington	#1 Max Strus	#4 Evan Mobley	#31 Jarrett Allen	#10 Darius Garland	#45 Donovan Mitchell	114-106	W
02/08/2024	@ Brooklyn	#1 Max Strus	#4 Evan Mobley	#31 Jarrett Allen	#10 Darius Garland	#45 Donovan Mitchell	118-95	W
02/10/2024	@ Toronto	#1 Max Strus	#4 Evan Mobley	#31 Jarrett Allen	#10 Darius Garland	#45 Donovan Mitchell	119-95	W
02/12/2024	vs. Philadelphia	#1 Max Strus	#4 Evan Mobley	#31 Jarrett Allen	#10 Darius Garland	#45 Donovan Mitchell	123-121	L
02/14/2024	vs. Chicago	#1 Max Strus	#4 Evan Mobley	#31 Jarrett Allen	#10 Darius Garland	#45 Donovan Mitchell	108-105	W
02/22/2024	vs. Orlando	#35 Isaac Okoro	#4 Evan Mobley	#31 Jarrett Allen	#10 Darius Garland	#1 Max Strus	116-109	L
02/23/2024	@ Philadelphia	#35 Isaac Okoro	#4 Evan Mobley	#31 Jarrett Allen	#10 Darius Garland	#1 Max Strus	104-97	L
02/25/2024	@ Washington	#1 Max Strus	#4 Evan Mobley	#31 Jarrett Allen	#10 Darius Garland	#45 Donovan Mitchell	114-105	W
02/27/2024	vs. Dallas	#1 Max Strus	#4 Evan Mobley	#31 Jarrett Allen	#10 Darius Garland	#45 Donovan Mitchell	121-119	W
02/28/2024	@ Chicago	#1 Max Strus	#4 Evan Mobley	#31 Jarrett Allen	#10 Darius Garland	#45 Donovan Mitchell	132-123	L
03/01/2024	@ Detroit	#1 Max Strus	#4 Evan Mobley	#31 Jarrett Allen	#10 Darius Garland	#35 Isaac Okoro	110-100	W
03/03/2024	vs. New York	#35 Isaac Okoro	#4 Evan Mobley	#31 Jarrett Allen	#10 Darius Garland	#1 Max Strus	107-98	L
03/05/2024	vs. Boston	#35 Isaac Okoro	#4 Evan Mobley	#31 Jarrett Allen	#10 Darius Garland	#5 Sam Merrill	105-104	W
03/06/2024	@ Atlanta	#20 Georges Niang	#32 Dean Wade	#31 Jarrett Allen	#10 Darius Garland	#35 Isaac Okoro	112-101	L
03/08/2024	vs. Minnesota	#20 Georges Niang	#32 Dean Wade	#31 Jarrett Allen	#10 Darius Garland	#35 Isaac Okoro	113-104	W
03/10/2024	vs. Brooklyn	#35 Isaac Okoro	#20 Georges Niang	#31 Jarrett Allen	#10 Darius Garland	#3 Caris LeVert	120-101	L
03/11/2024	vs. Phoenix	#35 Isaac Okoro	#20 Georges Niang	#31 Jarrett Allen	#10 Darius Garland	#3 Caris LeVert	117-111	L
03/13/2024	@ New Orleans	#35 Isaac Okoro	#20 Georges Niang	#31 Jarrett Allen	#10 Darius Garland	#45 Donovan Mitchell	116-95	W
03/16/2024	@ Houston	#35 Isaac Okoro	#20 Georges Niang	#31 Jarrett Allen	#10 Darius Garland	#45 Donovan Mitchell	117-103	L
03/18/2024	@ Indiana	#35 Isaac Okoro	#20 Georges Niang	#31 Jarrett Allen	#3 Caris LeVert	#10 Darius Garland	108-103	W
03/20/2024	vs. Miami	#35 Isaac Okoro	#20 Georges Niang	#31 Jarrett Allen	#10 Darius Garland	#3 Caris LeVert	107-104	L
03/22/2024	@ Minnesota	#35 Isaac Okoro	#20 Georges Niang	#31 Jarrett Allen	#10 Darius Garland	#3 Caris LeVert	104-91	L
03/24/2024	@ Miami	#35 Isaac Okoro	#4 Evan Mobley	#31 Jarrett Allen	#10 Darius Garland	#3 Caris LeVert	121-84	L
03/25/2024	vs. Charlotte	#35 Isaac Okoro	#4 Evan Mobley	#31 Jarrett Allen	#10 Darius Garland	#3 Caris LeVert	115-92	W
03/27/2024	@ Charlotte	#35 Isaac Okoro	#4 Evan Mobley	#31 Jarrett Allen	#10 Darius Garland	#1 Max Strus	118-111	L
03/29/2024	vs. Philadelphia	#1 Max Strus	#4 Evan Mobley	#31 Jarrett Allen	#10 Darius Garland	#45 Donovan Mitchell	117-114	W
03/31/2024	@ Denver	#1 Max Strus	#4 Evan Mobley	#31 Jarrett Allen	#10 Darius Garland	#45 Donovan Mitchell	130-101	L
04/02/2024	@ Utah	#1 Max Strus	#4 Evan Mobley	#31 Jarrett Allen	#10 Darius Garland	#3 Caris LeVert	129-113	W
04/03/2024	@ Phoenix	#1 Max Strus	#4 Evan Mobley	#31 Jarrett Allen	#10 Darius Garland	#45 Donovan Mitchell	122-101	L
04/06/2024	@ LA Lakers	#1 Max Strus	#4 Evan Mobley	#31 Jarrett Allen	#10 Darius Garland	#45 Donovan Mitchell	116-97	L
04/07/2024	@ LA Clippers	#1 Max Strus	#4 Evan Mobley	#31 Jarrett Allen	#10 Darius Garland	#3 Caris LeVert	120-118	L
04/10/2024	vs. Memphis	#1 Max Strus	#4 Evan Mobley	#31 Jarrett Allen	#10 Darius Garland	#45 Donovan Mitchell	110-98	W
04/12/2024	vs. Indiana	#1 Max Strus	#4 Evan Mobley	#31 Jarrett Allen	#10 Darius Garland	#45 Donovan Mitchell	129-120	W
04/14/2024	vs. Charlotte	#35 Isaac Okoro	#4 Evan Mobley	#31 Jarrett Allen	#9 Craig Porter Jr.	#1 Max Strus	120-110	L



DATE	OPPONENT	W/L	CAVALIERS										OPPONENTS									
			BENCH PTS	AVG	INTHE PAINT	AVG	SECOND CHANCE	AVG	FAST BREAK	AVG	POINTS OFFTO	AVG	BENCH PTS	AVG	INTHE PAINT	AVG	SECOND CHANCE	AVG	FAST BREAK	AVG	POINTS OFFTO	AVG
10/25	at Brooklyn	W	17	17.0	50	50.0	13	13.0	21	21.0	26	26.0	65	65.0	56	56.0	10	10.0	24	24.0	16	16.0
10/27	Oklahoma City	L	22	19.5	48	49.0	9	11.0	17	19.0	18	22.0	17	41.0	38	47.0	8	9.0	17	20.5	15	15.5
10/28	Indiana	L	11	16.7	58	52.0	20	14.0	9	15.7	7	17.0	61	47.7	62	52.0	15	11.0	15	18.7	11	14.0
10/31	New York	L	42	23.0	40	49.0	7	12.3	19	16.5	18	17.3	42	46.3	40	49.0	20	13.3	17	18.3	28	17.5
11/1	at New York	W	35	25.4	36	46.4	6	11.0	14	16.0	16	17.0	37	44.4	42	47.6	16	13.8	8	16.2	20	18.0
11/3	at Indiana	L	30	26.2	62	49.0	6	10.2	24	17.3	26	18.5	46	44.7	52	48.3	20	14.8	17	16.3	15	17.5
11/5	Golden State	W	20	25.3	58	50.3	18	11.3	26	18.6	11	17.4	33	43.0	24	44.9	17	15.1	10	15.4	19	17.7
11/8	at Oklahoma City	L	37	26.8	64	52.0	17	12.0	10	17.5	19	17.6	33	41.8	60	46.8	18	15.5	10	14.8	30	19.3
11/11	at Golden State	W	31	27.2	50	51.8	15	12.3	19	17.7	32	19.2	43	41.9	34	45.3	20	16.0	15	14.8	8	18.0
11/13	at Sacramento	L	35	28.0	50	51.6	25	13.6	2	16.1	8	18.1	32	40.9	52	46.0	11	15.5	10	14.3	16	17.8
11/15	at Portland	W	29	28.1	60	52.4	9	13.2	20	16.5	13	17.6	48	41.5	36	45.1	13	15.3	11	14.0	16	17.6
11/17	Detroit	W	31	28.3	56	52.7	5	12.5	14	16.3	22	18.0	45	41.8	44	45.0	19	15.6	18	14.3	16	17.5
11/19	Denver	W	47	29.8	56	52.9	19	13.0	5	15.4	15	17.8	43	41.9	46	45.1	4	14.7	18	14.6	18	17.5
11/21	at Philadelphia	W	26	29.5	68	54.0	16	13.2	8	14.9	14	17.5	16	40.1	52	45.6	15	14.7	26	15.4	23	17.9
11/22	Miami	L	43	30.4	36	52.8	5	12.7	9	14.5	13	17.2	64	41.7	38	45.1	19	15.0	12	15.2	28	18.6
11/25	LA Lakers	L	35	30.7	62	53.4	11	12.6	20	14.8	17	17.2	38	41.4	70	46.6	17	15.1	12	15.0	16	18.4
11/26	Toronto	W	21	30.1	58	53.6	20	13.0	23	15.3	15	17.1	25	40.5	50	46.8	22	15.5	12	14.8	10	17.9
11/28	Atlanta	W	30	30.1	64	54.2	14	13.1	19	15.5	12	16.8	33	40.1	32	46.0	20	15.8	12	14.7	14	17.7
11/30	Portland	L	16	29.4	50	54.0	24	13.6	19	15.7	31	17.5	31	39.6	44	45.9	16	15.8	17	14.8	23	18.0
12/2	at Detroit	W	21	29.0	58	54.2	5	13.2	11	15.5	21	17.7	30	39.1	46	45.9	8	15.4	9	14.5	14	17.8
12/6	Orlando	W	19	28.5	58	54.4	19	13.5	5	15.0	13	17.5	38	39.0	68	47.0	11	15.2	10	14.3	20	17.9
12/8	at Miami	W	44	29.2	42	53.8	14	13.5	23	15.3	22	17.7	45	39.3	42	46.7	10	15.0	11	14.1	12	17.6
12/11	at Orlando	L	17	28.7	36	53.0	17	13.7	9	15.0	11	17.4	38	39.3	56	47.1	17	15.0	8	13.9	26	18.0
12/12	at Boston	L	19	28.3	34	52.3	15	13.7	9	14.8	15	17.3	21	38.5	34	46.6	13	15.0	9	13.7	19	18.0
12/14	at Boston	L	39	28.7	50	52.2	14	13.7	11	14.6	20	17.4	20	37.8	50	46.7	16	15.0	18	13.8	21	18.2
12/16	Atlanta	W	35	28.9	60	52.5	33	14.5	4	14.2	19	17.5	24	37.2	42	46.5	9	14.8	7	13.6	16	18.1
12/18	Houston	W	48	29.6	50	52.4	26	14.9	12	14.1	19	17.5	46	37.6	60	47.0	20	15.0	13	13.6	15	18.0
12/20	Utah	W	75	31.3	38	51.9	23	15.2	15	14.2	26	17.8	32	37.4	46	47.0	9	14.8	8	13.4	17	17.9
12/21	New Orleans	L	34	31.3	44	51.6	12	15.1	15	14.2	7	17.4	40	37.4	52	47.2	9	14.6	24	13.7	19	18.0
12/23	at Chicago	W	22	31.0	44	51.3	30	15.6	6	13.9	12	17.3	14	36.7	42	47.0	4	14.2	16	13.8	19	18.0
12/27	at Dallas	W	47	31.5	46	51.2	15	15.5	14	13.9	12	17.1	28	36.4	52	47.2	12	14.1	26	14.2	15	17.9
12/29	Milwaukee	L	27	31.4	64	51.6	10	15.4	21	14.2	18	17.1	17	35.8	52	47.3	15	14.2	12	14.1	16	17.8
1/1	at Toronto	L	55	32.1	56	51.7	8	15.2	19	14.3	10	16.9	21	35.3	52	47.5	14	14.2	17	14.2	12	17.7
1/3	Washington	W	66	33.1	68	52.2	35	15.7	25	14.6	16	16.9	49	35.7	52	47.6	17	14.2	14	14.2	15	17.6
1/5	Washington	W	53	33.7	48	52.1	17	15.8	13	14.6	18	16.9	46	36.0	50	47.7	5	14.0	15	14.2	29	17.9
1/7	San Antonio	W	60	34.4	50	52.0	18	15.8	20	14.7	18	16.9	38	36.1	44	47.6	7	13.8	21	14.4	22	18.0
1/11	Brooklyn	W	38	34.5	34	51.5	18	15.9	10	14.6	16	16.9	58	36.7	46	47.5	8	13.6	9	14.3	14	17.9
1/15	Chicago	W	44	34.8	36	51.1	26	16.2	15	14.6	18	16.9	23	36.3	36	47.2	16	13.7	13	14.2	12	17.8
1/17	Milwaukee	W	62	35.5	74	51.7	11	16.0	33	15.1	17	16.9	57	36.8	42	47.1	2	13.4	8	14.1	7	17.5
1/20	at Atlanta	W	42	35.6	44	51.5	6	15.8	10	15.0	12	16.8	30	36.7	44	47.0	4	13.2	11	14.0	21	17.6
1/22	at Orlando	W	60	36.2	40	51.2	9	15.6	16	15.0	22	17.0	41	36.8	34	46.7	12	13.1	7	13.8	18	17.6
1/24	at Milwaukee	L	42	36.4	56	51.3	14	15.6	14	15.0	10	16.8	22	36.4	54	46.9	14	13.1	20	14.0	16	17.5
1/26	at Milwaukee	W	33	36.3	44	51.2	15	15.6	20	15.1	16	16.8	28	36.2	34	46.6	13	13.1	10	13.9	20	17.6
1/29	LA Clippers	W	29	36.1	52	51.2	19	15.6	17	15.1	13	16.7	44	36.4	46	46.5	12	13.1	15	13.9	18	17.6
1/31	Detroit	W	40	36.2	66	51.5	15	15.6	21	15.2	29	17.0	58	36.9	44	46.5	4	12.9	15	13.9	10	17.4
2/1	at Memphis	W	43	36.3	46	51.4	12	15.5	22	15.4	19	17.0	23	36.6	46	46.5	9	12.8	14	13.9	13	17.3
2/3	at San Antonio	W	22	36.0	58	51.5	20	15.6	23	15.6	19	17.0	43	36.7	46	46.5	9	12.7	16	14.0	9	17.2
2/5	Sacramento	W	44	36.2	48	51.5	6	15.4	28	15.8	17	17.0	37	36.7	40	46.3	8	12.6	12	13.9	8	17.0
2/7	at Washington	W	25	36.0	54	51.5	17	15.5	11	15.7	14	17.0	40	36.8	42	46.2	15	12.7	13	13.9	19	17.0
2/8	at Brooklyn	W	43	36.1	50	51.5	9	15.3	26	15.9	19	17.0	32	36.7	44	46.2	20	12.8	14	13.9	20	17.1
2/10	at Toronto	W	44	36.3	60	51.6	19	15.4	17	15.9	16	17.0	35	36.7	46	46.2	10	12.8	15	13.9	13	17.0
2/12	Philadelphia	L	19	35.9	58	51.8	16	15.4	13	15.9	19	17.0	30	36.5	58	46.4	16	12.8	12	13.9	16	17.0
2/14	Chicago	W	32	35.9	52	51.8	7	15.3	17	15.9	22	17.1	18	36.2	28	46.1	8	12.8	7	13.8	9	16.8
2/22	Orlando	L	24	35.6	56	51.9	10	15.2	17	15.9	15	17.1	63	36.7	46	46.1	12	12.7	8	13.7	28	17.0
2/23	at Philadelphia	L	20	35.4	50	51.8	5	15.0	17	15.9	11	17.0	34	36.6	50	46.1	12	12.7	10	13.6	14	17.0
2/25	at Washington	W	35	35.4	60	52.0	8	14.9	19	16.0	13	16.9	48	36.8	48	46.2	6	12.6	26	13.8	11	16.9
2/27	Dallas	W	30	35.3	42	51.8	12	14.8	21	16.1	10	16.8	17	36.5	50	46.2	9	12.5	15	13.8	24	17.0
2/28	at Chicago	L	34	35.2	46	51.7	11	14.7	7	15.9	22	16.9	21	36.2	52	46.3	32	12.9	8	13.7	13	16.9
3/1	at Detroit	W	24	35.1	28	51.3	15	14.7	11	15.8	10	16.8	16	35.9	40	46.2	15	12.9	16	13.8	16	16.9
3/3	New York	L	25	34.9	38	51.1	7	14.6	7	15.7	10	16.7	44	36.0	42	46.2	8	12.8	11	13.7	14	16.9
3/5	Boston	W	42	35.0	32	50.8	14	14.6	7	15.6	17	16.7	18	35.7	48	46.2	12	12.8	12	13.7	19	16.9
3/6	at Atlanta	L	29	34.9	52	50.8	15	14.6	15	15.5	12	16.6	33	35.7	58	46.4	6	12.7	12	13.7	25	17.0
3/8	Minnesota	W	21	34.7	48	50.7	12	14.6	6	15.4	11	16.5	46	35.8	44	46.3	14	12.7	10	13.6	13	17.0
3/10	Brooklyn	L	35	34.7	40	50.6	8	14.5	15	15.4	18	16.5	22	35.6	38	46.2	13	12.7	9	13.5	13	16.9
3/11	Phoenix	L	28	34.6	44	50.5	7	14.4	14	15.4												



ALL (AS OF APR 19, 2024, 5:43 AM EDT) 2023 : REGULAR SEASON

DATE	OPPONENT	OVERALL REC	CAVALIERS										OPPONENTS										TOTAL	POINT DIFF.
			W/L	1ST	2ND	1ST HALF	3RD	4TH	2ND HALF	1ST OT	2ND OT	BIGGEST LEAD	TOTAL	1ST	2ND	1ST HALF	3RD	4TH	2ND HALF	1ST OT	2ND OT	BIGGEST LEAD		
10/25	at Brooklyn	1-0	W	37	26	63	27	24	51	--	--	13	114	32	31	63	24	26	50	--	--	6	113	1
10/27	Oklahoma City	1-1	L	26	16	42	33	30	63	--	--	10	105	31	21	52	27	29	56	--	--	15	108	-3
10/28	Indiana	1-2	L	37	12	49	38	26	64	--	--	15	113	31	29	60	31	34	65	--	--	15	125	-12
10/31	New York	1-3	L	24	28	52	16	23	39	--	--	2	91	28	30	58	28	23	51	--	--	23	109	-18
11/1	at New York	2-3	W	24	25	49	22	24	46	--	--	9	95	22	28	50	13	26	39	--	--	5	89	6
11/3	at Indiana	2-4	L	26	27	53	34	29	63	--	--	4	116	36	34	70	18	33	51	--	--	18	121	-5
11/5	Golden State	3-4	W	29	28	57	29	29	58	--	--	14	115	30	15	45	32	27	59	--	--	4	104	11
11/8	at Oklahoma City	3-5	L	29	28	57	30	33	63	--	--	6	120	36	34	70	29	29	58	--	--	17	128	-8
11/11	at Golden State	4-5	W	30	38	68	16	34	50	--	--	17	118	31	21	52	31	27	58	--	--	3	110	8
11/13	at Sacramento	4-6	L	25	35	60	29	31	60	--	--	3	120	33	35	68	42	22	64	--	--	21	132	-12
11/15	at Portland	5-6	W	30	25	55	28	26	54	--	--	18	109	25	22	47	28	20	48	--	--	3	95	14
11/17	Detroit	6-6	W	35	24	59	21	28	49	--	--	16	108	26	19	45	28	27	55	--	--	6	100	8
11/19	Denver	7-6	W	29	37	66	26	29	55	--	--	26	121	27	31	58	17	34	51	--	--	2	109	12
11/21	at Philadelphia	8-6	W	27	38	65	23	22	45	12	--	18	122	24	29	53	26	31	57	9	--	5	119	3
11/22	Miami	8-7	L	26	29	55	24	17	41	--	--	0	96	37	32	69	32	28	60	--	--	33	129	-33
11/25	LA Lakers	8-8	L	40	31	71	23	21	44	--	--	8	115	35	35	70	23	28	51	--	--	8	121	-6
11/26	Toronto	9-8	W	25	17	42	32	31	63	--	--	12	105	28	24	52	20	30	50	--	--	12	102	3
11/28	Atlanta	10-8	W	29	35	64	38	26	64	--	--	25	128	33	28	61	29	15	44	--	--	12	105	23
11/30	Portland	10-9	L	25	21	46	29	20	49	--	--	16	95	22	18	40	34	29	63	--	--	12	103	-8
12/2	at Detroit	11-9	W	25	29	54	31	25	56	--	--	12	110	30	18	48	34	19	53	--	--	8	101	9
12/6	Orlando	12-9	W	37	28	65	34	22	56	--	--	23	121	20	32	52	34	25	59	--	--	0	111	10
12/8	at Miami	13-9	W	17	36	53	35	23	58	--	--	18	111	25	27	52	23	24	47	--	--	16	99	12
12/11	at Orlando	13-10	L	29	25	54	15	25	40	--	--	7	94	22	29	51	30	23	53	--	--	18	104	-10
12/12	at Boston	13-11	L	31	29	60	32	21	53	--	--	15	113	21	38	59	35	26	61	--	--	10	120	-7
12/14	at Boston	13-12	L	24	30	54	33	20	53	--	--	0	107	33	32	65	25	26	51	--	--	14	116	-9
12/16	Atlanta	14-12	W	41	29	70	22	35	57	--	--	23	127	28	24	52	29	38	67	--	--	1	119	8
12/18	Houston	15-12	W	33	24	57	42	23	65	13	--	12	135	34	25	59	39	24	63	8	--	9	130	5
12/20	Utah	16-12	W	36	26	62	30	32	62	--	--	14	124	27	29	56	37	23	60	--	--	4	116	8
12/21	New Orleans	16-13	L	28	24	52	24	28	52	--	--	3	104	36	30	66	28	29	57	--	--	24	123	-19
12/23	at Chicago	17-13	W	32	25	57	25	27	52	--	--	17	109	30	26	56	16	23	39	--	--	3	95	14
12/27	at Dallas	18-13	W	27	27	54	28	31	59	--	--	6	113	39	30	69	21	20	41	--	--	20	110	3
12/29	Milwaukee	18-14	L	37	22	59	21	31	52	--	--	15	111	31	21	52	40	27	67	--	--	15	119	-8
1/1	at Toronto	18-15	L	32	27	59	32	30	62	--	--	3	121	41	26	67	31	26	57	--	--	19	124	-3
1/3	Washington	19-15	W	34	33	67	34	39	73	--	--	44	140	31	24	55	20	26	46	--	--	5	101	39
1/5	Washington	20-15	W	36	16	52	32	30	62	--	--	29	114	26	14	40	19	31	50	--	--	0	90	24
1/7	San Antonio	21-15	W	28	34	62	26	29	55	--	--	16	117	32	24	56	28	31	59	--	--	14	115	2
1/11	Brooklyn	22-15	W	26	28	54	24	33	57	--	--	26	111	16	18	34	26	42	68	--	--	0	102	9
1/15	Chicago	23-15	W	40	20	60	20	29	49	--	--	21	109	21	25	46	31	14	45	--	--	1	91	18
1/17	Milwaukee	24-15	W	32	34	66	42	27	69	--	--	47	135	22	19	41	26	28	54	--	--	0	95	40
1/20	at Atlanta	25-15	W	25	34	59	34	23	57	--	--	27	116	20	25	45	25	25	50	--	--	0	95	21
1/22	at Orlando	26-15	W	38	34	72	35	19	54	--	--	36	126	19	28	47	27	25	52	--	--	0	99	27
1/24	at Milwaukee	26-16	L	28	23	51	28	37	65	--	--	0	116	32	29	61	32	33	65	--	--	21	126	-10
1/26	at Milwaukee	27-16	W	30	24	54	26	32	58	--	--	17	112	28	29	57	20	23	43	--	--	6	100	12
1/29	LA Clippers	28-16	W	28	28	56	32	30	62	--	--	12	118	25	27	52	29	27	56	--	--	7	108	10
1/31	Detroit	29-16	W	30	34	64	32	32	64	--	--	9	128	23	34	57	34	30	64	--	--	5	121	7
2/1	at Memphis	30-16	W	27	24	51	30	27	57	--	--	7	108	27	31	58	22	21	43	--	--	12	101	7
2/3	at San Antonio	31-16	W	30	37	67	25	25	50	--	--	26	117	25	20	45	26	30	56	--	--	1	101	16
2/5	Sacramento	32-16	W	39	35	74	32	30	62	--	--	29	136	34	25	59	33	18	51	--	--	2	110	26
2/7	at Washington	33-16	W	27	30	57	23	34	57	--	--	11	114	27	30	57	22	27	49	--	--	7	106	8
2/8	at Brooklyn	34-16	W	32	27	59	31	28	59	--	--	31	118	21	30	51	18	26	44	--	--	0	95	23
2/10	at Toronto	35-16	W	30	37	67	28	24	52	--	--	25	119	24	23	47	26	22	48	--	--	3	95	24
2/12	Philadelphia	35-17	L	33	29	62	30	29	59	--	--	4	121	34	32	66	25	32	57	--	--	10	123	-2
2/14	Chicago	36-17	W	25	18	43	28	37	65	--	--	3	108	32	17	49	27	29	56	--	--	17	105	3
2/22	Orlando	36-18	L	24	26	50	32	27	59	--	--	4	109	29	25	54	32	30	62	--	--	14	116	-7
2/23	at Philadelphia	36-19	L	25	25	50	20	27	47	--	--	5	97	25	28	53	21	30	51	--	--	11	104	-7
2/25	at Washington	37-19	W	27	28	55	32	27	59	--	--	12	114	31	23	54	26	25	51	--	--	10	105	9
2/27	Dallas	38-19	W	23	37	60	23	38	61	--	--	15	121	24	32	56	26	37	63	--	--	10	119	2
2/28	at Chicago	38-20	L	32	21	53	28	22	50	12	8	12	123	23	29	52	26	25	51	12	17	9	132	-9
3/1	at Detroit	39-20	W	32	31	63	28	19	47	--	--	26	110	24	24	48	22	30	52	--	--	0	100	10
3/3	New York	39-21	L	19	34	53	25	20	45	--	--	5	98	28	23	51	36	20	56	--	--	15	107	-9
3/5	Boston	40-21	W	25	20	45	26	34	60	--	--	4	105	33	22	55	32	17	49	--	--	22	104	1
3/6	at Atlanta	40-22	L	28	21	49	40	12	52	--	--	4	101	31	33	64	23	25	48	--	--	21	112	-11
3/8	Minnesota	41-22	W	25	29	54	25	18	43	16	--	9	113	23	27	50	30	17	47	7	--	9	104	9
3/10	Brooklyn	41-23	L	28	23	51	29	21	50	--	--	3	101	29	23	52	44	24	68	--	--	26	120	-19
3/11	Phoenix	41-24	L	41	29	70	21	20	41	--	--	19	111	32	31	63	34	20	54	--	--	9	117	-6
3/13	at New Orleans	42-24	W	30	23	53	34	29	63	--	--	27	116	22	23	45	23	27	50	--	--	3	95	21
3/16	at Houston	42-25	L	29	25	54	19	30	49	--	--	1	103	34	36	70	28	19	47	--	--	27	117	-14
3/18	at Indiana	43-25	W	25	29	54	36	18	54	--	--	10	108	34	20									