



2011-12

# TORONTO RAPTORS GAME NOTES

GAME #38 - MARCH 5, 2012 - VS. ORLANDO MAGIC  
AIR CANADA CENTRE, TORONTO

## QUICK FACTS

	W-L	EAST	WEST
<b>OVERALL</b>	12-25	7-16	5-9
<b>HOME</b>	6-12	4-7	2-5
<b>AWAY</b>	6-13	3-9	3-4
<b>OVERTIME</b>	1-1	0-1	1-0

### GAME DETAILS

OPPONENT: Orlando Magic (24-14)  
 DATE: Monday, March 5, 2012  
 TIP-OFF: 7:00 p.m.  
 VENUE: Air Canada Centre

### BROADCAST INFORMATION

TELEVISION: Sportsnet ONE  
 RADIO: Sportsnet 590 The FAN

### NEXT GAME INFORMATION

OPPONENT: Houston Rockets (21-17)  
 DATE: Wednesday, March 7, 2012  
 TIP-OFF: 7:00 p.m.  
 VENUE: Air Canada Centre

### INJURY UPDATE

Solomon Alabi - Upper respiratory infection (Day-to-day)  
 Andrea Bargnani - Strained left calf (Out)

**TIP-OFF:** The Toronto Raptors return to action Monday when they host the Orlando Magic at Air Canada Centre. Tonight marks the second time this season the Raptors will be playing home games on consecutive nights - last time was February 14-15 vs. New York and San Antonio. Toronto is currently 3-7 (.300) on the second game of back-to-backs. This is the third time Toronto has played the second game of a back-to-back at home.

**BOARDING UP:** Toronto out-rebounded Golden State 51-to-41 during Sunday's 83-75 victory, marking the fourth time in the last five games (Feb. 22-Mar. 4) the Raptors have out-rebounded their opponent. It was also the third time in the last five games the rebounding margin has been +10 or more. Three Raptors grabbed 10 or more rebounds in Sunday's game. Forward **James Johnson** set a career-high with 12 rebounds, forward **Amir Johnson** set a career-high with 13 defensive boards and forward **Ed Davis** led the bench with 12 rebounds. Toronto enters tonight's game ranked first in the NBA with a .759 defensive rebounding percentage. Orlando is ranked third with a .755 defensive rebounding percentage.

### NBA TOP-5 DREB%

TEAM	PCT.
<b>Toronto</b>	<b>.759</b>
San Antonio	.757
<b>Orlando</b>	<b>.755</b>
Denver	.747
New York	.746

### LAST FIVE GAMES - REBOUNDS

DATE	OPPONENT	TOR	OPP	+/-
Feb. 22	Detroit	47	37	+10
Feb. 28	Houston	47	37	+10
Feb. 29	New Orleans	36	49	-13
Mar. 2	Memphis	36	35	+1
Mar. 4	Golden State	51	41	+10

\*DREB% - Percentage of opponents missed shots which a given team rebounds.

**SECOND ACT:** Toronto held Golden State to an opponent season-low 28 points during the second half of Sunday's game. This was the 19th time in franchise history the Raptors have held an opponent under 30 points in a half, and the first time since limiting the Pistons to 27 points December 23, 2009 at Detroit. Golden State averaged an opponent-high 123.5 points against the Raptors last season. Toronto's defense held the Warriors 48.5 points below their season average from a year ago.

**PAINT JOBS:** Toronto and Orlando rank first and second respectively in the NBA for opponent points in the paint this season. The Raptors are limiting opponents to 35.7 points in the paint, while the Magic's defense is holding opponents to 35.2 points per game. Toronto finished 30th last season allowing opponents to average 47.4 points in the paint - Orlando's defense was first with 35.4 points in the paint. Offensively, guard **DeMar DeRozan** leads the Raptors averaging 6.4 points in the paint per game, while centre **Dwight Howard** leads Orlando with 14.7 points in the paint per game.

**SIX-PACK:** Guard **Leandro Barbosa** has come off the bench to score 10+ points in six consecutive games (Feb. 17-4). Barbosa is averaging 15.0 points and shooting .514 (36-for-70) during this stretch. He is also shooting .389 (7-for-18) from three-point range. Barbosa finished with 18 points in 32 minutes during Sunday's win over Golden State. He also tied his season-high shooting 3-of-5 from three-point range.

## PROBABLE STARTERS

### F - #2 JAMES JOHNSON

	MIN	PPG	RPG	APG
<b>OVERALL</b>	25.6	8.4	4.9	1.8
<b>LAST 5 GAMES</b>	30.8	12.6	6.8	1.8

- Set a career-high with 12 rebounds Mar. 4 vs. Golden State. Also matched his career highs with four offensive rebounds and eight defense boards.
- Averaging 10.6 points, 5.3 rebounds and 27.3 minutes in 23 games as a starter.
- Ranked 15th in the NBA with 51 total blocks.
- Averaging 9.7 points, 5.5 rebounds and shooting .446 (74-for-166) in 18 home games.

### C - #15 AMIR JOHNSON

	MIN	PPG	RPG	APG
<b>OVERALL</b>	25.0	7.2	6.8	1.3
<b>LAST 5 GAMES</b>	28.9	9.8	7.0	1.8

- Set a career-high with 13 defensive rebounds Mar. 4 vs. Golden State.
- Averaging 7.6 points, 7.1 rebounds and 26.3 minutes in 30 games as a starter.
- Shooting a team-best .564 (115-for-204) from the field.
- Averaging 8.3 points, 7.3 rebounds and shooting .623 (66-for-106) from the field in 18 home games.

### C - #34 AARON GRAY

	MIN	PPG	RPG	APG
<b>OVERALL</b>	17.3	4.0	6.0	0.5
<b>LAST 5 GAMES</b>	21.8	15.4	7.0	1.2

- Averaging 4.5 points, 6.0 rebounds and 17.4 minutes in 17 games as a starter.
- Has grabbed 10+ rebounds three times.
- Recorded a season-high three assists Mar. 2 vs. Memphis.
- Averaging 3.9 points, 6.2 rebounds and shooting .514 (18-for-35) from the field in 11 home games.

### F - #10 DeMAR DeROZAN

	MIN	PPG	RPG	APG
<b>OVERALL</b>	34.7	15.8	3.4	1.8
<b>LAST 5 GAMES</b>	37.4	18.0	4.0	2.2

- Played a season-high 46 minutes Mar. 4 vs. Golden State and led the team with 25 points.
- Started 119 consecutive games - the third longest streak in team history.
- Led the team averaging 18.5 points in 13 games during February.
- Averaging 17.2 points, 3.3 rebounds and shooting .454 (113-for-249) from the field in 18 home games.

### G - #8 JOSE CALDERON

	MIN	PPG	RPG	APG
<b>OVERALL</b>	33.5	10.6	3.4	8.6
<b>LAST 5 GAMES</b>	29.8	7.4	3.6	8.0

- Ranked third in the NBA averaging 8.6 assists, second with 320 total assists and first with a 4.51 assist/turnover ratio (320 assists, 71 turnovers).
- Averaging 12.8 points, 9.9 assists and shooting .495 (92-for-186) from the field in 18 home games.
- Had a streak of seven consecutive games (Feb. 14-Mar. 2) leading the team in assists end Mar. 4 vs. Golden State.

## TONIGHT'S OPPONENT...

**ORLANDO MAGIC**  
**MONDAY, MARCH 5**  
**AIR CANADA CENTRE**

### ALL-TIME VS. ORLANDO

	OVERALL	HOME	ROAD
2011-12	0-1	0-0	0-1
ALL-TIME	26-32	15-14	11-18
STREAKS	Lost 1	Won 1	Lost 2

## TEAM COMPARISON...

**ORLANDO MAGIC**

### 2011-12 STATS

### 2011-12 RANKINGS

	TOR	ORL	TOR	ORL
PPG	89.4	94.1	PPG	27
FG%	.433	.439	FG%	21
3FG%	.330	.390	3FG%	17
FT%	.755	.652	FT%	13
OFF	10.3	11.0	OFF	25
DEF	31.5	32.2	DEF	13
REB	41.9	43.3	REB	20
AST	20.9	20.4	AST	15
STL	6.8	6.6	STL	26
TO	15.1	15.2	TO	21
BLK	5.1	4.2	BLK	16

## LAST MEETING...

**vs. ORLANDO MAGIC**

### GAME 4 - JANUARY 1, 2012

**ORLANDO 102, TORONTO 96**

ORLANDO - The Orlando Magic went on a 16-0 run in the fourth quarter to rally past the Toronto Raptors 102-96 ... Ryan Anderson finished with 24 points for Orlando to erase a double-digit deficit ... Orlando shot 4-for-5 from three-point range during the burst, with Anderson making two of them, as the Magic took a 94-89 lead with 3:05 left after trailing by as many as 16 points ... Dwight Howard had 19 points and 15 rebounds for the Magic, who won their fourth straight ... J.J. Redick added 21 points and Hedo Turkoglu had 15 points and seven assists ... Bargnani paced the Raptors with 28 points, and Jose Calderon had 18 points and 13 assists ... It was the second consecutive late collapse by the Raptors, who also gave up a second-half lead to Dallas in their last game ... Bargnani was held to three points in the fourth quarter ... The Magic shot 44.4 percent from three-point range and were 5-for-7 from long range in the fourth quarter ... After the Raptors built another double-digit lead in the second half and looked to be on their way to a road upset, the Magic shots began falling while the Raptors' offense stalled ... Turkoglu made a layup to cut the Raptors' lead to 89-80, then Anderson and Redick made three-pointers ... Howard converted a layup off a pass from Jameer Nelson, followed by three-pointers from Anderson and Turkoglu to force Toronto into a timeout down 94-89 ... The Raptors missed all five of their shots and committed three turnovers during the run ... They didn't score between the 7:48 and 2:47 marks of the fourth quarter ... Calderon became the first Raptor to surpass the 3,000 assist mark in the first half.

	1	2	3	4	T
TORONTO	27	25	29	15	96
ORLANDO	18	29	23	32	102

## NEXT OPPONENT...

**HOUSTON ROCKETS**  
**WEDNESDAY, MARCH 7**  
**AIR CANADA CENTRE**

### ALL-TIME VS. HOUSTON

	OVERALL	HOME	ROAD
2011-12	0-1	0-0	0-1
ALL-TIME	13-19	10-5	3-14
STREAKS	Lost 2	Won 4	Lost 5

## LAST MEETING...

**vs. HOUSTON ROCKETS**

### GAME 34 - FEBRUARY 28, 2012

**HOUSTON 88, TORONTO 85**

HOUSTON - Kyle Lowry scored 26 points, Luis Scola had 15 points and 10 rebounds and the Rockets beat the Toronto Raptors 88-85 on Tuesday night ... Kevin Martin scored 14 points, though he missed a free throw with 11.7 seconds left that gave the Raptors a chance to tie it ... But Linas Kleiza missed a long 3-point attempt and Martin corralled the rebound ... DeMar DeRozan scored 17 points, James Johnson had 16 and Ed Davis tied a career-high with 15 rebounds for the Raptors ... Toronto outrebounded Houston 47-37, but went 2-for-17 from 3-point range and committed 17 turnovers ... The Raptors have lost eight of their last 10 games ... Scola scored eight points in the first seven minutes, and Houston took advantage of Toronto's poor shooting to build an early lead ... The Raptors started 2-for-11 from the field and trailed 27-15 at the end of one quarter ... Houston led 45-36 at the break, despite getting out rebounded 27-19 ... The Raptors hurt themselves with 11 first-half turnovers ... The Raptors continued to control the boards in the third quarter, and trimmed the deficit to three on DeRozan's dunk with 1:53 left ... Goran Dragic beat the clock with a driving one-hander to put the Rockets up 69-64 heading to the fourth ... Lowry swished a 3 with just under five minutes left for an 81-73 Houston lead ... The Raptors answered with a quick 6-0 run, capped by Amir Johnson's layup ... Toronto trailed only 85-83 when Parsons grabbed an offensive rebound off a Martin miss ... Martin got Anthony Carter in the air on a head fake and drew the shooting foul with 11.7 seconds left ... Martin, an 88.6 per cent free-throw shooter, made the first try, but missed the second, and Houston led only 86-83 ... The Rockets guarded Toronto's inbound play well, Kleiza was forced to take a 30-foot 3-pointer from a bad angle, and Martin rebounded.

	1	2	3	4	TOT
TORONTO	15	21	28	21	85
HOUSTON	27	18	24	19	88

## RECORD VS. OPPONENTS...

### 2011-12 SEASON SERIES

Atlanta Hawks	0-2	Milwaukee Bucks	0-1
Boston Celtics	1-2	Minnesota Timberwolves	1-0
Charlotte Bobcats	0-1	New Jersey Nets	1-1
Chicago Bulls	0-1	New Orleans Hornets	1-0
Cleveland Cavaliers	2-0	New York Knicks	1-1
Dallas Mavericks	0-1	Oklahoma City	0-0
Denver Nuggets	0-1	Orlando Magic	0-1
Detroit Pistons	1-0	Philadelphia 76ers	0-1
Golden State Warriors	1-0	Phoenix Suns	1-0
Houston Rockets	0-1	Portland Trail Blazers	0-1
Indiana Pacers	0-2	Sacramento Kings	0-1
Los Angeles Clippers	0-1	San Antonio Spurs	0-1
Los Angeles Lakers	0-1	Utah Jazz	1-0
Memphis Grizzlies	0-1	Washington Wizards	1-2
Miami Heat	0-1		

(Includes ties)	Game Leaders				Points			10+ Games			Double-Doubles
	PTS	REB	AST	BenchPTS	10-19	20-29	30+	REB	AST		
Solomon Alabi											
Leandro Barbosa	6			19	20	4					
Andrea Bargnani	9	3			3	6	4	2			2
Jerryd Bayless	4		3	3	8		1				
Rasual Butler		1			4			1			1
Jose Calderon	4		31		16	1	1		13		7
Anthony Carter					1						
Ed Davis		10		5	6			8			2
DeMar DeRozan	15	2	2		14	14					
Gary Forbes	1			1	2						
Aaron Gray		4			1			3			1
Amir Johnson		14			12			13			7
James Johnson	1	2	3	1	12	1		2			2
Linas Kleiza	3	4	1	9	9	2	1	2			1
Jamaal Magloire		1						1			

### 2011-12 STARTING LINEUPS

Centre	Forward	Forward	Guard	Guard	Record
A. Johnson	Bargnani	Butler	DeRozan	Calderon	4-7 (.364)
A. Johnson	Davis	Butler	DeRozan	Calderon	0-3 (.000)
A. Johnson	Davis	J. Johnson	DeRozan	Calderon	0-3 (.000)
Gray	Bargnani	J. Johnson	DeRozan	Calderon	2-0 (1.000)
Gray	Kleiza	J. Johnson	DeRozan	Calderon	0-1 (.000)
A. Johnson	J. Johnson	DeRozan	Bayless	Calderon	1-2 (.333)
Gray	Davis	J. Johnson	DeRozan	Calderon	0-1 (.000)
Gray	J. Johnson	DeRozan	Bayless	Calderon	1-2 (.333)
Gray	A. Johnson	J. Johnson	DeRozan	Calderon	4-6 (.400)

### INACTIVE REPORT

PLAYER	NO. OF GAMES	DATES
Solomon Alabi	24	Dec. 28, Jan. 4-25,31, Feb. 3-8,28-Mar. 4
Andrea Bargnani	19	Jan. 22, 27-Mar. 4
Aaron Gray	13	Dec. 26,30-Jan. 16
Linas Kleiza	13	Dec. 26-Jan. 10, Feb. 1, Feb. 17-22
Jerryd Bayless	6	Jan. 18-20, Feb. 10-15
Anthony Carter	2	Jan. 25-27
Jamaal Magloire	1	Jan. 24

### INJURY REPORT

Player	No. of Games	Dates	Active/Inactive	Injury	Status
Aaron Gray	14	Dec. 26-Jan. 16	Inactive	Rapid heart rate	
Jerryd Bayless	13	Jan. 1-20	Inactive	Sprained left ankle	
	4	Feb. 10-15	Inactive	Sore left ankle	
Linas Kleiza	10	Dec. 26-Jan. 10	Inactive	Right knee surgery	
	1	Feb. 1	Inactive	Sore right knee	
	3	Feb. 15-22	Active	Sore left ankle	
Andrea Bargnani	24	Jan. 13-22, 27-Mar. 4	Inactive	Strained left calf	Out
James Johnson	1	Jan. 16	Active	Sprained right ankle	
Leandro Barbosa	1	Jan. 29	Inactive	Sore left ankle	
Solomon Alabi	4	Feb. 28-Mar. 4	Inactive	Upper respiratory infection	Day-to-day

## LAST TWO GAMES...

### GAME 37 - MARCH 4, 2012 TORONTO 83, GOLDEN STATE 75

**TORONTO** - DeMar DeRozan scored 25 points, James Johnson had 12 points and 12 rebounds and the Toronto Raptors beat Golden State 83-75, snapping a five-game losing streak against the Warriors ... Amir Johnson had 11 points and 13 rebounds, Leandro Barbosa scored 18 points and Ed Davis grabbed 12 rebounds for the Raptors, who had lost 11 of their last 14 ... David Lee had 22 points and 12 rebounds, and Monta Ellis scored 20 points, but Golden State lost for the sixth time in nine games ... The Warriors came in averaging 120.2 points in their previous five meetings with Toronto, their longest active winning streak against any opponent ... Toronto held Golden State to just 28 points and making only 11 of 40 field-goal attempts in the second half ... Lee tied it at 62 on a dunk with 9:59 left, but failed to complete the three-point play ... Toronto answered with a 7-0 run to take a 69-62 lead with 8:32 to go ... Golden State trailed 75-71 with just over two minutes left when Amir Johnson fell down clutching his right knee, allowing Nate Robinson to come up with the steal ... With Johnson still on the floor, Robinson drove in for a layup but missed ... Johnson stayed down as Barbosa drained a three-pointer from the corner, putting Toronto up 78-71 with 1:55 remaining ... Toronto missed its first six field-goal attempts, but shot 7-for-14 the rest of the first quarter to avoid falling too far behind ... The Warriors made only eight of 22 attempts in the first, but eight points from Lee gave Golden State a 20-18 lead after one ... Lee scored eight more in the second, while Rush and Robinson came off the bench to score six points each as Golden State took a 47-38 lead into the half ... Lee scored just two points in the third and the Warriors made just five of 23 field-goal attempts as the Raptors roared back ... Barbosa's jump shot tied it at 58 with 58 seconds left in the quarter and, after a steal by Ed Davis, Jerryd Bayless fed DeRozan for a go-ahead alley-oop.

	1	2	3	4	TOT
<b>GOLDEN STATE</b>	20	27	11	17	75
<b>TORONTO</b>	18	20	22	23	83

### GAME 36 - MARCH 2, 2012 MEMPHIS 102, TORONTO 99

**TORONTO** - Jose Calderon missed potential game-tying three-pointer in the final seconds as the Toronto Raptors dropped a 102-99 decision to Memphis ... Calderon finished with 10 points and nine assists ... Toronto's 11th loss in the past 15 games may have been one of the most difficult to digest, given that the Raptors outplayed Memphis for long stretches while prevailing in several statistical categories ... Linas Kleiza bounce a wide-open 17-footer off the back of the rim with 13.9 seconds left with the Raptors trailing 100-99 ... That shot came moments after Rudy Gay, who led the Grizzlies with 23 points, put his team ahead for good with a long jumper that was accompanied by a mocking finger to his lips as he ran back down court ... Calderon also misfired on a free throw with 1:07 remaining that would have given Toronto a two-point lead ... The game wasn't decided until the final minute, but the turning point may have come at the beginning of the second half ... Toronto shot 56.8 per cent in the opening 24 minutes but missed its first four shots of the third quarter, during which the Grizzlies exploded for 11 unanswered points to turn a seven-point deficit into a four-point lead ... Toronto also struggled to deal with a swarming Grizzlies defence that ranks near the top of the league in steals, forced turnovers and points off opposing giveaways ... Despite besting the Grizzlies in shooting percentage, rebounds and assists, Toronto was ultimately done in by 16 turnovers which led to 24 Memphis points ... Toronto did get a major boost from its bench, which outscored the Grizzlies' reserves 54-29 and shot 62.5 percent from the floor.

	1	2	3	4	TOT
<b>MEMPHIS</b>	23	22	32	25	102
<b>TORONTO</b>	21	31	23	24	99

## TRANSACTIONS... 2011-12 SEASON

**JUNE 1:** Declined team option for head coach Jay Triano. Retained Triano as a special assistant to the president and general manager.

**JUNE 21:** Named Dwane Casey as the eighth head coach in team history.

**JUNE 23:** Selected centre Jonas Valanciunas fifth overall in the NBA draft.

**JUNE 24:** Exercised fourth-year team options on guard DeMar DeRozan and forward James Johnson. Exercised third-year team option on forward Ed Davis.

**JUNE 25:** Guard Leandro Barbosa exercised player option for the 2011-12 season.

**JUNE 27:** Extended qualifying offer to guard-forward Sonny Weems.

**JULY 13:** Named Johnny Davis and Tom Sterner as assistant coaches. Retained Scott Roth, Micah Nori and Eric Hughes.

**OCTOBER 27:** Named Ed Stefanski as executive vice-president of basketball operations.

**DECEMBER 9:** Signed centre Jamaal Magloire.

**DECEMBER 10:** Signed forward Rasual Butler.

**DECEMBER 10:** Signed forward Gary Forbes to an offer sheet.

**DECEMBER 11:** Signed centre Aaron Gray.

**DECEMBER 12:** Signed guard Anthony Carter.

**DECEMBER 14:** Signed forward Gary Forbes to a multi-year contract.

**DECEMBER 26:** Placed forward Linas Kleiza and centre Aaron Gray on the inactive list.

**DECEMBER 28:** Placed centre Solomon Alabi on the inactive list. Activated centre Aaron Gray.

**DECEMBER 30:** Placed centre Aaron Gray (Rapid heart rate) on the inactive list. Activated centre Solomon Alabi.

**JANUARY 4:** Assigned centre Solomon Alabi to the Bakersfield Jam of the NBA D-League.

**JANUARY 4:** Placed centre Solomon Alabi on the inactive list.

**JANUARY 11:** Activated forward Linas Kleiza.

**JANUARY 18:** Placed guard Jerryd Bayless (Sprained left ankle) on the inactive list. Activated centre Aaron Gray.

**JANUARY 22:** Recalled centre Solomon Alabi from the Bakersfield Jam of the NBA D-League.

**JANUARY 22:** Placed forward Andrea Bargnani (Strained left calf) on the inactive list. Activated guard Jerryd Bayless.

**JANUARY 24:** Placed centre Jamaal Magloire on the inactive list. Activated forward Andrea Bargnani.

**JANUARY 25:** Placed guard Anthony Carter on the inactive list. Activated centre Jamaal Magloire.

**JANUARY 27:** Placed forward Andrea Bargnani (strained left calf) on the inactive list. Activated centre Solomon Alabi.

**JANUARY 29:** Placed guard Leandro Barbosa (sore left ankle) on the inactive list. Activated guard Anthony Carter.

**JANUARY 31:** Placed centre Solomon Alabi on the inactive list. Activated guard Leandro Barbosa.

**FEBRUARY 1:** Placed forward Linas Kleiza on the inactive list. Activated centre Solomon Alabi.

**FEBRUARY 3:** Placed centre Solomon Alabi on the inactive list. Activated forward Linas Kleiza.

**FEBRUARY 10:** Placed guard Jerryd Bayless (sore left ankle) on the inactive list. Activated centre Solomon Alabi.

**FEBRUARY 17:** Placed forward Linas Kleiza (sore left ankle) on the inactive list. Activated guard Jerryd Bayless.

**FEBRUARY 28:** Placed centre Solomon Alabi (upper respiratory infection) on the inactive list. Activated forward Linas Kleiza.

## 2011-12 RESULTS

DATE	OPPONENT	TIME/RESULTS
Mon. Dec. 26	at Cleveland	W 104-96
Wed. Dec. 28	Indiana	L 90-85
Fri. Dec. 30	at Dallas	L 99-86
Sun. Jan. 1	at Orlando	L 102-96
Mon. Jan. 2	at New York	W 90-85
Wed. Jan. 4	Cleveland	W 92-77
Fri. Jan. 6	New Jersey	L 97-85
Sat. Jan. 7	at Philadelphia	L 97-62
Mon. Jan. 9	Minnesota	W 97-87
Tue. Jan. 10	at Washington	L 93-78
Wed. Jan. 11	Sacramento	L 98-91
Fri. Jan. 13	Indiana	L 95-90
Sat. Jan. 14	at Chicago	L 77-64
Mon. Jan. 16	at Atlanta	L 93-84
Wed. Jan. 18	at Boston	L 96-73
Fri. Jan. 20	Portland	L 94-84
Sun. Jan. 22	at L.A. Clippers	L 103-91
Tue. Jan. 24	at Phoenix	W 99-96
Wed. Jan. 25	at Utah	W 111-106 (2OT)
Fri. Jan. 27	at Denver	L 96-81
Sun. Jan. 29	at New Jersey	W 94-73
Tue. Jan. 31	Atlanta	L 100-77
Wed. Feb. 1	at Boston	L 100-64
Fri. Feb. 3	Washington	W 106-89
Sun. Feb. 5	at Miami	L 95-89
Mon. Feb. 6	at Washington	L 111-108 (OT)
Wed. Feb. 8	Milwaukee	L 105-99
Fri. Feb. 10	Boston	W 86-74
Sun. Feb. 12	L.A. Lakers	L 94-92
Tue. Feb. 14	New York	L 90-87
Wed. Feb. 15	San Antonio	L 113-106
Fri. Feb. 17	Charlotte	L 98-91
Wed. Feb. 22	Detroit	W 103-93
Tue. Feb. 28	at Houston	L 88-85
Wed. Feb. 29	at New Orleans	W 95-84
Fri. Mar. 2	Memphis	L 102-99
Sun. Mar. 4	Golden State	W 83-75
Mon. Mar. 5	Orlando	7:00 p.m.**
Wed. Mar. 7	Houston	7:00 p.m.^
Sat. Mar. 10	at Detroit	7:30 p.m.**
Sun. Mar. 11	Milwaukee	6:00 p.m.^
Tue. Mar. 13	at Cleveland	7:00 p.m.*
Wed. Mar. 14	at New Jersey	7:30 p.m.^
Fri. Mar. 16	at Memphis	8:00 p.m.^
Sat. Mar. 17	at Charlotte	7:00 p.m.^
Tue. Mar. 20	at New York	7:30 p.m.*
Wed. Mar. 21	Chicago	7:00 p.m.^
Fri. Mar. 23	New York	7:00 p.m.^
Sat. Mar. 24	at Chicago	8:00 p.m.^
Mon. Mar. 26	Orlando	7:00 p.m.*
Wed. Mar. 28	Denver	7:00 p.m.**
Fri. Mar. 30	Miami	7:00 p.m.**
Sun. Apr. 1	Washington	6:00 p.m.*
Tue. Apr. 3	Charlotte	7:00 p.m.*
Wed. Apr. 4	at Philadelphia	7:00 p.m.^
Fri. Apr. 6	Cleveland	7:30 p.m.*
Sun. Apr. 8	at Oklahoma City	7:00 p.m.*
Mon. Apr. 9	at Indiana	7:00 p.m.*
Wed. Apr. 11	Philadelphia	7:00 p.m.^
Fri. Apr. 13	Boston	7:00 p.m.^
Sun. Apr. 15	at Atlanta	6:00 p.m.^
Mon. Apr. 16	Atlanta	7:00 p.m.^
Wed. Apr. 18	at Miami	7:30 p.m.^
Sun. Apr. 22	at Detroit	6:00 p.m.^
Mon. Apr. 23	at Milwaukee	8:00 p.m.^
Thur. Apr. 26	New Jersey	8:00 p.m.^

\* - Game televised on TSN  
 \*\* - Game televised on TSN2  
 ^ - Game televised on Sportsnet  
 ^^ - Game televised on Sportsnet ONE

## TEAM NOTES... 2011-12 SEASON

**BACK-TO-BACK:** Toronto played back-to-back home games Feb. 14-15 for the first time since 2008. It's was ninth time in franchise history the team has played home games on consecutive nights. In 19 contests, the Raptors are 9-10 (5-5 in the opener, 4-5 in the second game). The Raptors will play another back-to-back set at home Mar. 4-5 against Golden State and Orlando.

DATE	FIRST GAME	SECOND GAME
March 4-5, 2012	Golden State W 83-75	Orlando
February 14-15, 2012	New York L 90-87	San Antonio L 113-106
December 14-15, 2008	New Orleans L 99-91	New Jersey L 94-87
April 19-20, 1999	Orlando W 90-72	Atlanta L 103-81
April 3-4, 1999	Washington W 87-85	Philadelphia W 97-82
March 15-16, 1999	Charlotte W 89-82	New Jersey W 100-85
February 18-19, 1999	Washington L 95-88	Milwaukee W 90-82
December 19-20, 1997	Milwaukee W 92-91	Washington L 94-92
November 26-27, 1996	Sacramento L 98-87	Charlotte W 92-88
March 5-6, 1996	Detroit L 105-84	New York L 89-82

**STOP GAP:** Eight teams averaged 110 or more points against Toronto's defense during the 2010-11 season, however, the Raptors have held seven of the eight teams under 100 points this year. The top-four scoring opponents against Toronto last season - Golden State, Denver, New York and L.A. Lakers - were held at least 20 points under their average from a year ago. Toronto held Golden State, the highest scoring opponent last season (123.5 ppg), under 100 points for the first time in 14 meetings. Utah is the only team among the top-eight scoring opponents from last season to score 100+ points, but needed double-overtime to accomplish it.

### HIGHEST SCORING OPPONENTS

TEAM	2010-11			2011-12		
	GP	PPG	FG%	PPG	FG%	+/- PTS
Golden State	2	123.5	.573	75.0	.363	-48.5
Denver	2	123.0	.518	96.0	.457	-27.0
New York	4	114.5	.493	87.5	.386	-21.5
L.A. Lakers	2	114.0	.500	94.0	.432	-20.0
Phoenix	2	112.0	.471	96.0	.476	-16.0
Chicago	4	111.8	.494	77.0	.402	-34.8
Sacramento	2	111.5	.458	98.0	.370	-13.5
Utah	2	110.5	.518	106.0	.433	-4.5

### BACK-TO-BACK GAMES

FIRST GAME				SECOND GAME			
DATE	OPPONENT	W-L	SCORE	DATE	OPPONENT	W-L	SCORE
Jan. 1	at Orlando	L	102-96	Jan. 2	at New York	W	90-85
Jan. 6	New Jersey	L	97-85	Jan. 7	at Philadelphia	L	97-62
Jan. 9	Minnesota*	W	97-87	Jan. 10	at Washington*	L	93-78
Jan. 10	at Washington*	L	93-78	Jan. 11	Sacramento*	L	98-91
Jan. 13	Indiana	L	95-90	Jan. 14	at Chicago	L	77-64
Jan. 24	at Phoenix	W	99-96	Jan. 25	at Utah	W	111-106 (2OT)
Jan. 31	Atlanta	L	100-77	Feb. 1	at Boston	L	100-64
Feb. 5	at Miami	L	95-89	Feb. 6	at Washington	L	111-108 (OT)
Feb. 14	New York	L	90-87	Feb. 15	San Antonio	L	113-106
Feb. 28	at Houston	L	88-85	Feb. 29	at New Orleans	W	95-84
Mar. 4	Golden State	W	83-75	Mar. 5	Orlando		
Mar. 10	at Detroit			Mar. 11	Milwaukee		
Mar. 13	at Cleveland			Mar. 14	at New Jersey		
Mar. 16	at Memphis			Mar. 17	at Charlotte		
Mar. 20	at New York			Mar. 21	Chicago		
Mar. 23	New York			Mar. 24	at Chicago		
Apr. 3	Charlotte			Apr. 4	at Philadelphia		
Apr. 8	at Oklahoma City			Apr. 9	at Indiana		
Apr. 15	at Atlanta			Apr. 16	Atlanta		
Apr. 22	at Detroit			Apr. 23	at Milwaukee		

FIRST GAMES: 3-8      SECOND GAMES: 3-7

\*The Raptors' lone back-to-back-to-back set is January 9-11\*

# TEAM NOTES

## 2011-12 SEASON...

**THE BIG V:** Toronto selected centre **Jonas Valanciunas** from Lithuania with the fifth overall selection in the 2011 NBA Draft. Valanciunas, 7-foot, 240 pounds, played the 2010-11 season with Lietuvos Rytas in Lithuania. He averaged 11.5 points, 7.3 rebounds and 20.6 minutes in 33 contests in the Lithuanian League. During this past summer, Valanciunas participated in the U-19 World Championship leading Lithuania to the gold medal. He averaged 23.0 points, 13.9 rebounds and 3.2 blocks en route to the most valuable player award. Valanciunas also saw his first action for his country's men's senior team at the 2011 European Championship. He averaged 8.4 points, 4.1 rebounds and shot .660 from the field in 10 contests. Valanciunas is currently playing with Lietuvos Rytas.

### 2011-12 STATISTICS - LITHUANIAN LEAGUE

G	MIN	FG%	FT%	PTS	REB	AST	STL	BS
12	22.8	.711	.852	15.8	7.4	0.7	0.4	2.0

(Next Game - March 2, 2012)

**BIG V UPDATE:** FIBA Europe announced Feb. 13 that **Jonas Valanciunas** is the Young Men's Player of the Year for 2011. Valanciunas from Lietuvos Rytas was the winner of the expert panel vote ahead of the U20 European Championship MVP **Nikola Mirotic**.

**STARTER STREAK:** With his start Feb. 6 at Washington, guard-forward **DeMar DeRozan** passed **Vince Carter** for the third-longest streak of consecutive starts. DeRozan has started 119 straight games dating back to the start of last season.

### MOST CONSECUTIVE STARTS

PLAYER	STARTS	YEARS
Alvin Williams	131	2000-01 - 2002-03
Damon Stoudamire	122	1996-97 - 1997-98
DeMar DeRozan	119	2010-11 - Present
Vince Carter	107	1998-99 - 2000-01
Anthony Parker	103	2006-07 - 2008-09

**COMMUNITY CORNER:** The Toronto Raptors welcomed 15 new Canadians from 10 countries and their families Wednesday afternoon in a special Citizenship ceremony. The event was hosted by Citizen and Immigration Canada and Maple Leaf Sports & Entertainment and took place inside the Raptors locker room.

**ON THE GLASS:** Forward **Ed Davis** tied his career-high with 15 rebounds, including a personal-best 12 defensive rebounds, in 22 minutes off the bench Feb. 28 at Houston. Davis is the fourth player in team history to grab 15 or more rebounds in 25 or less minutes.

PLAYER	DATE	OPP	MIN	OR	DR	TOT
Ed Davis	2/28/12	@ HOU	22	3	12	15
Amir Johnson	11/5/10	@ LAL	25	9	6	15
Michael Bradley	12/12/02	@ GS	24	7	8	15
Ed Pinckney	12/01/95	PHI	25	6	10	16

**ONE FOR THE ROAD:** Toronto finished its longest continuous road trip of the season Jan. 22-29. The Raptors posted a 3-2 record, which was the team's first winning road trip of five or more games since Nov. 10-18, 2001. With back-to-back wins at Phoenix (Jan. 24) and Utah (Jan. 25) the Raptors ended their two longest active losing streaks against a single opponent. Here is a recap of what happened in the two games:

- Ended a 14-game losing streak vs. Phoenix – last win: Feb. 10, 2004.
- Ended a 12-game losing streak vs. Utah – last win: Dec. 22, 2004.
- Swept a road back-to-back for the first time since Dec. 4-5, 2009 (Washington/Chicago).
- Swept a back-to-back for the first time since Feb. 19-20, 2010 (New Jersey/Washington).
- Won consecutive road games for the first time since Mar. 20-22, 2010 (New Jersey/ Minnesota).
- Won in double-overtime for the first time since Jan. 13, 2008 vs. Portland.

**AT THE LINE:** Toronto and Chicago combined for eight made free throws Jan. 14, the second lowest combined total in NBA history. The Raptors were 1-for-7 (.143) from the stripe, while the Bulls converted 7-for-12 (.583) attempts. Toronto's lone free throw was by **Linas Kleiza** at the 7:13 mark of the fourth quarter. The Raptors' one made free throw was the second lowest total in team history, as Toronto set an NBA record by going 0-for-3 from the foul line Jan. 9, 1996 vs. Charlotte.

### FEWEST FREE THROWS MADE, BOTH TEAMS, GAME

- 7 - Baltimore (4) at Milwaukee (3), Jan. 1, 1973
- 8 - Toronto (1) at Chicago (8), Jan. 14, 2012
- 9 - Milwaukee (3) at Cleveland, Nov. 3, 1977
- San Diego (7) at Los Angeles (2), Mar. 28, 1980
- 10 - New Orleans (1) at Houston (9), Nov. 19, 1977

**ON THE PROWL:** Centre **Jamaal Magloire** grabbed a team tying-high 10 rebounds in 18 minutes off the bench Jan. 2 at New York. It was the sixth time in team history a player has collected 10+ rebounds without scoring. The Big Cat joins **Popeye Jones**, **Charles Oakley**, **Jerome Moiso**, **Joey Graham** and most recently, **Reggie Evans**.

**MR. 3,000:** Guard **Jose Calderon** became the first Raptor to record 3,000 career assists during the second quarter Jan. 1 at Orlando. Calderon finished the game with 18 points and game-high 13 assists in 36 minutes. He tied **Baron Davis** as the fifth-fastest active player to reach 3,000 assists (431 games) and had the fewest turnover (733) of any player.

**OH CANADA!** Centre **Jamaal Magloire** became the first Canadian to play for the Raptors in a regular season game Dec. 26 at Cleveland. He added two points and three rebounds in 15 minutes off the bench against the Cavaliers. Magloire, a native of Toronto, is currently one of five Canadians playing in the NBA and the second-longest serving active player behind Steve Nash (Phoenix).

**COACH CASEY:** With a season opening victory Dec. 26 at Cleveland, **Dwane Casey** became the fourth Raptors coach to win his debut, joining **Sam Mitchell**, **Kevin O'Neill** and **Brendan Malone**. The Raptors named Casey as the club's new head coach June 21. Casey is Toronto's eighth head coach joining the Raptors from the 2011 NBA Champion Dallas Mavericks. Casey has been an assistant with the Mavericks for the past three seasons, helping lead Dallas to a 162-84 (.659) mark.

**NEW SEASON, NEW 3D COURT:** As part of the Toronto's new home court design, the club partnered with LogoPaint to create the first 3D application in the NBA. This technology is already widely used on basketball courts and soccer pitches across Europe with LogoPaint headquarters in Denmark. The Raptors' 3D signs are located along the baseline and will appear slanted or italicized to fans in select Air Canada Centre seating locations, however the effect becomes visible through the main broadcast.



# #50 SOLOMON ALABI


**POSITION:** Centre  
**BIRTHDATE:** March 21, 1988

**HEIGHT:** 7-1  
**COLLEGE:** Florida State

**WEIGHT:** 252  
**NBA EXPERIENCE:** 1 Year

**2011-12 SEASON:** Has missed four straight games (Feb. 28- Mar. 4) due to an upper respiratory infection ... Placed on the inactive list Feb. 28 at Houston ... Activated Feb. 10 vs. Boston ... Placed on the inactive list Feb. 3 vs. Washington ... Activated Feb. 1 at Boston ... Placed on the inactive list Jan. 31 vs. Atlanta ... Activated Jan. 29 at New Jersey ... Played two minutes and blocked one shot against the Nets ... Recalled from the Bakersfield Jam of the NBA D-League on Jan. 22 ... Averaged 9.1 points, 7.7 rebounds, 1.9 blocks and 21.2 minutes in nine games (eight starts) with the Jam ... Assigned to the Bakersfield Jam of the NBA D-League on Jan. 4 ... Made his first appearance Jan. 1 at Orlando.

Date	Opp.	Score	MIN	LAST FIVE GAMES					OR	DR	TOT	A	PF	ST	TO	BS	PTS
				FG	FGA	3P	3PA	FT									
Feb. 22	DET	W 103-93	DNP-CD														
Feb. 28	@ HOU	L 88-85	INACTIVE - Upper respiratory infection														
Feb. 29	@ NOH	W 95-84	INACTIVE - Upper respiratory infection														
Mar. 2	MEM	L 102-99	INACTIVE - Upper respiratory infection														
Mar. 4	G.S.	W 83-75	INACTIVE - Upper respiratory infection														



# #20 LEANDRO BARBOSA


**POSITION:** Guard  
**BIRTHDATE:** November 28, 1982

**HEIGHT:** 6-3  
**COUNTRY:** Brazil

**WEIGHT:** 194  
**NBA EXPERIENCE:** 8 Years

**2011-12 SEASON:** Has scored 20 or more points four times and led the bench in scoring on 18 occasions this season ... Scored 10+ points in eight of the last nine games (Feb. 12-Mar. 4) ... Contributed a team-high 19 points and tied his career-high with two blocks Jan. 16 vs. Washington ... Dished out a season-high six assists Feb. 1 at Boston ... Missed his first game of the season Jan. 29 at New Jersey due to a sore left ankle ... Recorded 20+ points in three of four games (Jan. 11-16) ... Pulled down a season-high six rebounds Jan. 14 at Chicago ... Tallied a season and team-high 24 points off the bench Jan. 11 vs. Sacramento ... Scored a bench-high 20 points Dec. 30 at Dallas ... Came off the bench and contributed with 14 points opening night Dec. 26 vs. Indiana.

Date	Opp.	Score	MIN	LAST FIVE GAMES					OR	DR	TOT	A	PF	ST	TO	BS	PTS	
				FG	FGA	3P	3PA	FT										FTA
Feb. 22	DET	W 103-93	21:07	7	14	1	2	2	2	1	1	2	4	0	2	2	0	17
Feb. 28	@ HOU	L 88-85	25:48	5	9	1	3	0	0	0	3	3	1	4	1	1	0	11
Feb. 29	@ NOH	W 95-84	22:51	5	8	1	1	4	4	0	2	2	3	3	0	1	0	15
Mar. 2	MEM	L 102-99	19:38	6	9	1	3	0	0	0	2	2	2	3	0	2	0	13
Mar. 4	G.S.	W 83-75	31:36	7	16	3	5	1	2	0	0	0	1	1	1	1	0	18



# #7 ANDREA BARGNANI


**POSITION:** Centre-Forward  
**BIRTHDATE:** October 26, 1985

**HEIGHT:** 7-0  
**COUNTRY:** Italy

**WEIGHT:** 256  
**NBA EXPERIENCE:** 5 Years

**2011-12 SEASON:** Has missed 24 of the last 26 games (Jan. 13-Mar. 4) due to a strained left calf which he reinjured in the first overtime Jan. 25 at Utah ... Leads the team in scoring (23.5) ... Has two double-doubles ... Returned to the lineup Jan. 24 at Phoenix and scored a season-high 36 points ... Shot a career-best 12-for-12 at the free throw line against the Suns and recorded a team season-high 18 points in the third quarter... Missed six consecutive games (Jan. 13-22) with a strained left calf ... Left the game with 3:13 remaining in the third quarter Jan. 11 vs. Sacramento due to a strained left calf ... Matched his then season-high with 31 points Jan. 9 vs. Minnesota ... Recorded his first double-double with 21 points and 11 rebounds Jan. 7 at Philadelphia ... Scored 20+ points in five consecutive games (Dec. 28-Jan. 4) ... Scored a then season-high 31 points Jan. 4 vs. Cleveland ... Scored 20+ points in the home opener for the fourth time in his career joining Chris Bosh and Vince Carter as the only players in team history to score 20+ points in four home openers.

Date	Opp.	Score	MIN	LAST FIVE GAMES					OR	DR	TOT	A	PF	ST	TO	BS	PTS
				FG	FGA	3P	3PA	FT									
Feb. 22	DET	W 103-93	INACTIVE - Strained left calf														
Feb. 28	@ HOU	L 88-85	INACTIVE - Strained left calf														
Feb. 29	@ NOH	W 95-84	INACTIVE - Strained left calf														
Mar. 2	MEM	L 102-99	INACTIVE - Strained left calf														
Mar. 4	G.S.	W 83-75	INACTIVE - Strained left calf														



# #5 JERRYD BAYLESS

**POSITION:** Guard

**HEIGHT:** 6-3

**WEIGHT:** 208

**BIRTHDATE:** August 20, 1988

**COLLEGE:** Arizona

**NBA EXPERIENCE:** 3 Years

**2011-12 SEASON:** Shooting a team-best .379 (25-for-66) from three-point range ... Averaging 16.2 points, 2.6 assists and 33.2 minutes in five games as a starter ... Activated Feb. 17 after missing four games (Feb. 10-15) with a sore left ankle ... Placed on the inactive list Feb. 10 vs. Boston ... Matched his season-high with seven assists before leaving the game in the third quarter with a sore left ankle Feb. 8 vs. Milwaukee ... Made a career-high six three-pointers Feb. 6 at Washington ... Set season highs for points (30), field goals made (9) and free throws made (6) against the Wizards ... Led the team in scoring back-to-back games (Jan.31-Feb. 1) ... Made his first start of the season Jan. 29 at New Jersey and scored 17 points ... Recorded a season-high seven assists Jan. 25 at Utah ... Returned to the lineup Jan. 22 at L.A. Clippers, tallying seven points and team-high five assists in 18 minutes ... Activated against the Clippers after missing the previous 13 consecutive games (Jan. 1-20) with a sprained left ankle ... Placed on the inactive list Dec. 18 at Boston ... Left the game with 9:14 remaining in the second quarter Dec. 30 at Dallas due to a sprained left ankle ... Led the bench in scoring with 13 points Dec. 28 vs. Indiana.

### LAST FIVE GAMES

Date	Opp.	Score	MIN	FG	FGA	3P	3PA	FT	FTA	OR	DR	TOT	A	PF	ST	TO	BS	PTS
Feb. 22	DET	W 103-93	20:29	2	6	1	2	2	2	0	2	2	4	3	0	2	1	7
Feb. 28	@ HOU	L 88-85	11:31	2	6	0	2	0	0	0	2	2	2	3	0	5	0	4
Feb. 29	@ NOH	W 95-84	15:50	1	4	1	1	2	2	0	2	2	5	1	1	0	0	5
Mar. 2	MEM	L 102-99	18:08	5	9	1	3	7	7	0	0	0	4	1	0	0	0	18
Mar. 4	G.S.	W 83-75	25:12	0	6	0	1	5	6	1	3	4	4	2	2	2	0	5



# #9 RASUAL BUTLER

**POSITION:** Forward

**HEIGHT:** 6-7

**WEIGHT:** 215

**BIRTHDATE:** May 23, 1979


**COUNTRY:** La Salle

**NBA EXPERIENCE:** 9 Years

**2011-12 SEASON:** Averaging 4.1 points, 2.8 rebounds and 20.0 minutes in 14 games as a starter ... Recorded his fourth double-digit scoring game with 10 points on 5-for-10 shooting Feb. 15 vs. San Antonio ... Scored all eight of his points in the fourth quarter Feb. 8 vs. Milwaukee ... Recorded his fourth career double-double with 13 points and 10 rebounds in 37 minutes Jan. 2 at New York ... Tied his career-high with nine defensive rebounds against the Knicks ... Made his Raptors debut Dec. 26 at Cleveland ... Signed with Toronto as a free agent December 10.

### LAST FIVE GAMES

Date	Opp.	Score	MIN	FG	FGA	3P	3PA	FT	FTA	OR	DR	TOT	A	PF	ST	TO	BS	PTS
Feb. 22	DET	W 103-93	DNP-CD															
Feb. 28	@ HOU	L 88-85	DNP-CD															
Feb. 29	@ NOH	W 95-84	DNP-CD															
Mar. 2	MEM	L 102-99	0:08	0	0	0	0	0	0	0	0	0	0	0	0	0	0	0
Mar. 4	G.S.	W 83-75	DNP-CD															



# #8 JOSE CALDERON

**POSITION:** Guard

**HEIGHT:** 6-3

**WEIGHT:** 211

**BIRTHDATE:** September 28, 1981

**COUNTRY:** Spain

**NBA EXPERIENCE:** 6 Years

**2011-12 SEASON:** Ranked third in the NBA averaging 8.6 assists, second with 317 total assists and first with a 4.51 assist/turnover ratio (320 assists, 71 turnovers) ... Averaged 12.0 points and 9.4 assists in February ... Matched his career-high with eight defensive rebounds Feb. 22 vs. Detroit ... Led the team with 25 points Feb. 14 vs. New York, marking the fourth time he's recorded back-to-back 20-point games ... Set career highs for points (30) and field goals (13) Feb. 12 vs. L.A. Lakers ... Became the second player in team history to have 14+ assists without a turnover Feb. 10 vs. Boston ... Set season highs with 17 assists and eight rebounds Feb. 3 vs. Washington ... Scored a then season-high 19 points Jan. 6 vs. New Jersey ... Dished out 10+ assists three straight games (Jan. 1-4) ... Recorded his 3,000th assist Jan. 1 at Orlando ... Had a game-high 13 assists against the Magic ... Set a team record for assists on opening night with 11 helpers Dec. 26 at Cleveland.

### LAST FIVE GAMES

Date	Opp.	Score	MIN	FG	FGA	3P	3PA	FT	FTA	OR	DR	TOT	A	PF	ST	TO	BS	PTS
Feb. 22	DET	W 103-93	33:29	1	4	1	2	3	3	0	8	8	15	1	1	1	0	6
Feb. 28	@ HOU	L 88-85	23:41	3	9	1	2	0	0	0	1	1	7	2	0	0	0	7
Feb. 29	@ NOH	W 95-84	32:10	5	12	2	5	0	0	0	3	3	6	2	0	2	0	12
Mar. 2	MEM	L 102-99	33:55	3	9	2	5	2	3	0	2	2	9	0	1	4	0	10
Mar. 4	G.S.	W 83-75	26:00	1	5	0	2	0	0	0	4	4	3	2	0	2	0	2





# #25 ANTHONY CARTER


**POSITION:** Guard  
**BIRTHDATE:** June 16, 1975

**HEIGHT:** 6-1  
**COLLEGE:** Hawaii

**WEIGHT:** 190  
**NBA EXPERIENCE:** 12 Years

**2011-12 SEASON:** Tied his season-high with two steals Feb. 28 at Houston ... Recorded season highs in points (10) and minutes (22) Feb. 15 vs. San Antonio ... Tied his season highs with five rebounds and six assists against the Spurs ... Activated Jan. 29 at New Jersey ... Placed on the inactive list Jan. 25 at Utah ... Scored a then season-high eight points and had six assists in 19 minutes Jan. 10 at Washington ... Grabbed five rebounds Jan. 7 at Philadelphia ... Contributed four points and four rebounds Jan. 2 at New York ... Hit two free throws with 10.7 seconds remaining to preserve the victory over the Knicks ... Made his Raptors debut Dec. 28 vs. Indiana ... Signed with Toronto as a free agent December 12.

Date	Opp.	Score	MIN	LAST FIVE GAMES								OR	DR	TOT	A	PF	ST	TO	BS	PTS
				FG	FGA	3P	3PA	FT	FTA											
Feb. 22	DET	W 103-93	DNP-CD																	
Feb. 28	@ HOU	L 88-85	12:48	1	3	0	1	0	0	0	0	0	0	0	2	1	2	1	0	2
Feb. 29	@ NOH	W 95-84	0:10	0	1	0	1	0	0	0	0	0	0	0	0	0	0	0	0	0
Mar. 2	MEM	L 102-99	DNP-CD																	
Mar. 4	G.S.	W 83-75	DNP-CD																	



# #32 ED DAVIS


**POSITION:** Forward  
**BIRTHDATE:** June 5, 1989

**HEIGHT:** 6-10  
**COLLEGE:** North Carolina

**WEIGHT:** 232  
**NBA EXPERIENCE:** 1 Year

**2011-12 SEASON:** Averaging 6.4 points, 8.9 rebounds and 1.6 blocks in seven games as a starter ... Shot .545 (36-for-66) from the floor in the month of February ... Tied his career-high with 15 rebounds Jan. 28 at Houston ... Grabbed a career-high 12 defensive rebounds against the Rockets ... Recorded back-to-back double-doubles Jan. 31-Feb.1 ... Led the team in rebounding three straight games (Jan. 29-Feb. 1) ... Contributed 10 points and then season-high 12 rebounds Feb. 1 at Boston ... Grabbed a then season-high 11 rebounds Jan. 16 at Atlanta and matched his career-high with three steals ... Made his first start Jan. 13 vs. Indiana and grabbed a game-high 10 rebounds in 30 minutes ... Tied his career-high with three steals Dec. 30 at Dallas ... Scored a season-high 14 points in the season opener Dec. 26 at Cleveland ... Shot a perfect 7-for-7 from the floor against the Cavaliers.

Date	Opp.	Score	MIN	LAST FIVE GAMES								OR	DR	TOT	A	PF	ST	TO	BS	PTS
				FG	FGA	3P	3PA	FT	FTA											
Feb. 22	DET	W 103-93	22:26	4	7	0	0	2	2	2	4	6	0	1	1	0	1	10		
Feb. 28	@ HOU	L 88-85	22:18	2	2	0	0	1	2	3	12	15	0	2	0	0	1	5		
Feb. 29	@ NOH	W 95-84	21:28	0	2	0	0	0	0	0	3	3	0	2	0	1	3	0		
Mar. 2	MEM	L 102-99	15:04	3	4	0	0	1	1	1	2	3	2	0	0	1	1	7		
Mar. 4	G.S.	W 83-75	21:51	1	4	0	0	0	0	5	7	12	2	2	2	0	1	2		



# #10 DEMAR DEROZAN


**POSITION:** Guard-Forward  
**BIRTHDATE:** August 7, 1989

**HEIGHT:** 6-7  
**COLLEGE:** USC

**WEIGHT:** 216  
**NBA EXPERIENCE:** 2 Years

**2011-12 SEASON:** Played a season-high 46 minutes Mar. 4 vs. Golden State and led the team with 25 points ... Started 119 consecutive games – the third longest streak in team history ... Averaging 18.5 points and shot .455 (86-for-189) from the field in February ... Scored a season-high 29 points Feb. 15 vs. San Antonio ... Led the team with a career-high seven assists Feb. 12 vs. L.A. Lakers ... Had 20+ points in three-of-four games (Feb. 5-10) ... Scored a then season-high 27 points Jan. 29 at New Jersey and also attempted a career-high 16 free throws ... Grabbed a season and team-high eight rebounds, including a career-high six offensive boards Jan. 22 at L.A. Clippers ... Made a career-high five three-pointers Jan. 4 vs. Cleveland, surpassing his season total from last year ... Recorded a then season-high 25 points against the Cavaliers ... Hit a pair of three-pointers for the first time in his career Dec. 28 vs. Indiana ... Scored a game-high 22 points in the home opener against the Pacers.

Date	Opp.	Score	MIN	LAST FIVE GAMES								OR	DR	TOT	A	PF	ST	TO	BS	PTS
				FG	FGA	3P	3PA	FT	FTA											
Feb. 22	DET	W 103-93	38:41	9	15	0	1	5	6	1	6	7	2	4	0	3	0	23		
Feb. 28	@ HOU	L 88-85	27:31	6	14	0	2	5	6	1	1	2	1	1	1	2	2	17		
Feb. 29	@ NOH	W 95-84	40:24	8	18	0	0	5	8	1	5	6	4	3	0	1	0	21		
Mar. 2	MEM	L 102-99	34:42	2	8	0	1	0	0	0	2	2	0	3	0	0	2	4		
Mar. 4	G.S.	W 83-75	45:49	9	17	1	1	6	6	1	2	3	4	1	0	1	0	25		



# #3 GARY FORBES

**POSITION:** Forward

**HEIGHT:** 6-7

**WEIGHT:** 220

**BIRTHDATE:** February 25, 1985

**COLLEGE:** Massachusetts

**NBA EXPERIENCE:** 1 Year

**2011-12 SEASON:** Contributed 10 points Jan. 31 vs. Atlanta ... Finished with 18 points, one point shy of his career-high, in 19 minutes Jan. 18 at Boston ... Set career highs in free throws made and attempted (7-for-8) against the Celtics ... Recorded five points, season-high eight rebounds and career-high five assists in 16 minutes off the bench Jan. 14 at Chicago ... Made his Raptors debut Dec. 28 vs. Indiana ... Signed as a restricted free agent December 14 from Denver.

Date	Opp.	Score	MIN	LAST FIVE GAMES					OR	DR	TOT	A	PF	ST	TO	BS	PTS
				FG	FGA	3P	3PA	FT									
Feb. 22	DET	W 103-93	DNP-CD														
Feb. 28	@ HOU	L 88-85	DNP-CD														
Feb. 29	@ NOH	W 95-84	DNP-CD														
Mar. 2	MEM	L 102-99	DNP-CD														
Mar. 4	G.S.	W 83-75	DNP-CD														



# #34 AARON GRAY

**POSITION:** Centre

**HEIGHT:** 7-0

**WEIGHT:** 270


**BIRTHDATE:** December 7, 1984

**COLLEGE:** Pittsburgh

**NBA EXPERIENCE:** 4 Years

**2011-12 SEASON:** Averaging 4.5 points, 6.0 rebounds and 17.4 minutes in 17 games as a starter ... Recorded his first double-double of the season and sixth of his career Feb. 22 vs. Detroit ... Set season highs in points (12), rebounds (12) and minutes (30) against the Pistons... Tied his then season-high with 11 rebounds Feb. 10 vs. Boston ... Grabbed five or more rebounds in seven of eight games (Jan. 20-Feb. 3) ... Scored a then season-high eight points Feb. 1 at Boston ... Collected a then season-high 11 rebounds Jan. 27 at Denver ... Made his first start Jan. 24 at Phoenix ... Collected a team-high tying eight rebounds and four points Jan. 22 at L.A. Clippers ... Grabbed four rebounds during 19 minutes off the bench in his season debut Jan. 18 at Boston ... Returned to the court against the Celtics after missing the first 14 games of the season (Dec. 26, 2010 - Jan. 16, 2011) due to a rapid heart rate ... Underwent an ablation procedure Jan. 9.

Date	Opp.	Score	MIN	LAST FIVE GAMES					OR	DR	TOT	A	PF	ST	TO	BS	PTS	
				FG	FGA	3P	3PA	FT										FTA
Feb. 22	DET	W 103-93	29:37	5	9	0	0	2	6	4	8	12	2	3	0	1	2	12
Feb. 28	@ HOU	L 88-85	17:59	1	2	0	0	2	2	0	6	6	1	4	0	0	0	4
Feb. 29	@ NOH	W 95-84	18:08	4	9	0	0	0	0	1	2	3	0	2	0	2	1	8
Mar. 2	MEM	L 102-99	30:37	3	4	0	0	1	2	2	5	7	3	5	1	3	1	7
Mar. 4	G.S.	W 83-75	12:32	1	3	0	0	2	2	0	0	0	0	2	1	1	0	4



# #15 AMIR JOHNSON

**POSITION:** Forward

**HEIGHT:** 6-9

**WEIGHT:** 210

**BIRTHDATE:** May 1, 1987

**HIGH SCHOOL:** Westchester (LosAngeles)

**NBA EXPERIENCE:** 6 Years

**2011-12 SEASON:** Set a career-high with 13 defensive rebounds Mar. 4 vs. Golden State ... Averaging 7.6 points, 7.1 rebounds and 26.3 minutes in 30 games as a starter ... Shooting a team-best .564 (115-for-204) from the field ... Recorded a season-high four assists Feb. 29 at New Orleans ... Tied his season highs with five blocks and two steals against the Hornets ... Grabbed a season-high 15 rebounds Feb. 15 vs. Charlotte ... Blocked a season-high five shots Feb. 14 vs. New York ... Earned his fifth double-double Feb. 3 vs. Washington with 18 points and 13 rebounds ... Grabbed 10 or more rebounds in four consecutive games (Jan. 6-10) for the second time in his career (Last: Feb. 2-9, 2011) ... Scored a season-high 19 points Jan. 9 vs. Minnesota ... Grabbed a then season-high 14 boards Jan. 7 at Philadelphia ... Led the team with 10 rebounds during the home opener Dec. 28 vs. Indiana ... Recorded a double-double with 13 points and 13 rebounds opening night Dec. 26 at Cleveland.

Date	Opp.	Score	MIN	LAST FIVE GAMES					OR	DR	TOT	A	PF	ST	TO	BS	PTS	
				FG	FGA	3P	3PA	FT										FTA
Feb. 22	DET	W 103-93	24:51	5	7	0	0	1	1	0	4	4	1	3	0	1	2	11
Feb. 28	@ HOU	L 88-85	29:13	5	7	0	0	0	0	1	5	6	0	2	0	2	1	10
Feb. 29	@ NOH	W 95-84	35:23	2	6	0	0	3	4	4	3	7	4	4	2	2	5	7
Mar. 2	MEM	L 102-99	24:55	5	7	0	1	0	0	0	5	5	3	5	0	2	0	10
Mar. 4	G.S.	W 83-75	30:28	4	8	0	0	3	4	0	13	13	1	1	0	2	3	11



# #2 JAMES JOHNSON


**POSITION:** Forward  
**BIRTHDATE:** February 20, 1987

**HEIGHT:** 6-9  
**COLLEGE:** Wake Forest

**WEIGHT:** 248  
**NBA EXPERIENCE:** 2 Years

**2011-12 SEASON:** Set a career-high with 12 rebounds Mar. 4 vs. Golden State. Also matched his career highs with four offensive rebounds and eight defense boards ... Averaging 10.6 points, 5.3 rebounds and 27.3 minutes in 23 games as a starter ... Ranked 15th in the NBA with 51 total blocks ... Scored 14 or more points in three consecutive games (Feb. 17-28) ... Played a season-high 40 minutes Feb. 22 vs. Detroit ... Attempted a career-high 18 field goals Jan. 10 vs. Boston ... Led the team in assists back-to-back games (Feb. 5-6) ... Tied his season-high with six assists Feb. 6 at Washington ... Recorded a career-high six blocks Jan. 25 at Utah ... Earned his first double-double Jan. 24 at Phoenix with 18 points and 10 rebounds ... Scored a career-high 23 points Jan. 20 vs. Portland ... Returned to the lineup and made his first start of the season Jan. 18 at Boston ... Missed the game Jan. 14 at Atlanta due to a sprained right ankle ... Scored a then season-high 12 points on 6-of-11 shooting Jan. 14 at Chicago ... Left the game at the end of the third quarter against the Bulls due to a sprained right ankle ... Grabbed a team-high eight rebounds Jan. 4 vs. Cleveland ... Set a career-high with six steals Dec. 28 vs. Indiana ... Led the team with three blocks on opening night Dec. 26 at Cleveland.

Date	Opp.	Score	MIN	FG	FGA	LAST FIVE GAMES		FT	FTA	OR	DR	TOT	A	PF	ST	TO	BS	PTS
						3P	3PA											
Feb. 22	DET	W 103-93	40:27	6	12	0	0	3	6	1	2	3	1	4	1	2	3	15
Feb. 28	@ HOU	L 88-85	33:36	6	12	0	2	4	4	2	6	8	3	2	3	2	1	16
Feb. 29	@ NOH	W 95-84	21:25	2	4	0	0	2	2	1	5	6	0	4	0	1	0	6
Mar. 2	MEM	L 102-99	26:30	5	12	0	0	4	5	1	4	5	1	3	1	0	1	14
Mar. 4	G.S.	W 83-75	32:02	4	10	0	0	4	4	4	8	12	4	3	2	3	1	12



# #11 LINAS KLEIZA

**POSITION:** Forward  
**BIRTHDATE:** January 3, 1985

**HEIGHT:** 6-8  
**COUNTRY:** Lithuania

**WEIGHT:** 234  
**NBA EXPERIENCE:** 5 Years

**2011-12 SEASON:** Led the bench with 21 points Feb. 29 at New Orleans ... Tied his career-high with five three-pointers against the Hornets ... Activated Feb. 28 at Houston ... Missed three straight games (Feb. 15-22) with a sore left ankle ... Placed on the inactive list Feb. 17 vs. Charlotte ... Did not dress Feb. 15 vs. San Antonio due to a sore left ankle ... Recorded his first double-double with 15 points and season-high 11 rebounds Feb. 14 vs. New York ... Scored 15+ points in four of five games (Jan. 31-Feb. 6) ... Scored a season high 30 points Feb. 6 at Washington ... Activated Feb. 3 vs. Washington ... Placed on the inactive list Feb. 1 at Boston due to a sore right knee ... Made his first start of the season Jan. 27 at Denver ... Recorded a then season-high 10 rebounds Jan. 24 at Phoenix ... Recorded 10 points and three rebounds in 14 minutes off the bench in his season debut Jan. 11 vs. Sacramento ... Returned to the court against the Kings after missing the previous 49 games (Jan. 22, 2010 - Jan. 10, 2011) ... Underwent season-ending arthroscopic surgery Feb. 1, 2011 to address both a meniscal tear and chondral defect of his right knee.

Date	Opp.	Score	MIN	FG	FGA	LAST FIVE GAMES		FT	FTA	OR	DR	TOT	A	PF	ST	TO	BS	PTS
						3P	3PA											
Feb. 22	DET	W 103-93	INACTIVE - Sore left ankle															
Feb. 28	@ HOU	L 88-85	20:07	3	10	0	5	1	2	0	0	0	0	0	0	1	0	7
Feb. 29	@ NOH	W 95-84	32:13	7	13	5	7	2	3	0	4	4	0	1	1	0	0	21
Mar. 2	MEM	L 102-99	26:52	4	8	2	3	2	2	0	7	7	1	4	0	3	0	12
Mar. 4	G.S.	W 83-75	14:30	2	9	0	1	0	0	3	0	3	0	4	0	2	0	4



# #21 JAMAAL MAGLOIRE

**POSITION:** Centre  
**BIRTHDATE:** May 21, 1978

**HEIGHT:** 6-11  
**COLLEGE:** Kentucky

**WEIGHT:** 265  
**NBA EXPERIENCE:** 11 Years

**2011-12 SEASON:** Pulled down all six of his rebounds in the first quarter Feb. 3 vs. Washington ... Activated Jan. 25 at Utah ... Placed on the inactive list Jan. 24 at Phoenix ... Logged a season-high 21 minutes Jan. 13 vs. Indiana ... Collected a team tying-high 10 rebounds in 18 minutes Jan. 2 at New York ... Became the sixth player in team history to grab 10+ boards without scoring against the Knicks ... Recorded a season-high seven points and six rebounds Jan. 1 at Orlando ... Became the first Canadian to play for the Raptors on Dec. 26 at Cleveland.

Date	Opp.	Score	MIN	FG	FGA	LAST FIVE GAMES		FT	FTA	OR	DR	TOT	A	PF	ST	TO	BS	PTS
						3P	3PA											
Feb. 22	DET	W 103-93	8:53	1	2	0	0	0	0	1	2	3	1	2	0	0	0	2
Feb. 28	@ HOU	L 88-85	15:28	1	1	0	0	0	2	2	2	4	1	2	0	1	0	2
Feb. 29	@ NOH	W 95-84	DNP-CD															
Mar. 2	MEM	L 102-99	9:32	2	2	0	0	0	0	0	3	3	0	2	1	1	1	4
Mar. 4	G.S.	W 83-75	DNP-CD															

# 2011-12 TORONTO RAPTORS STATISTICS

	Overall	Eastern	Western	Atlantic	Central	Southeast	Northwest	Southwest	Pacific	OT
<b>Record</b>	12-25	7-16	5-9	3-5	3-4	1-7	2-2	1-4	2-3	1-1
<b>Home</b>	6-12	4-7	2-5	1-2	2-3	1-2	1-1	0-2	1-2	0-0
<b>Away</b>	6-13	3-9	3-4	2-3	1-1	0-5	1-1	1-2	1-1	1-1

## Current Streaks...

Overall	Won 1
Home	Won 1
Road	Won 1

## Attendance...

Home totals	302,621
Home average	16,812
Home sellouts	2

## Longest Streaks...

Overall	Won 2 (2X), Lost 8
Home	Won 1 (4X), Lost 4 (2X)
Road	Won 2, Lost 6

Road total	328,130
Road average	17,270
Road sellouts	9

## Record By Day...

Monday	3-2	Friday	2-7
Tuesday	1-4	Saturday	0-2
Wednesday	4-6	Sunday	2-4
Thursday	0-0		

## Record By Month...

October/November	0-0	February	4-9
December	1-2	March	1-1
January	6-13	April	0-0

## Record When Offence Scores...

100 or more points	4-2
Less than 100 points	8-23

## Record When Defence Allows...

100 or more points	1-8
Less than 100 points	11-17

## Record When Offence Shoots...

50% or better from the field	3-3
Between 45-49% from the field	2-6
Between 40-44% from the field	6-7
Under 40% from the field	1-9

## Record When Defence Allows...

50% or better from the field	0-4
Between 45-49% from the field	1-10
Between 40-44% from the field	4-7
Under 40% from the field	7-4

## Record When Toronto has...

a better (or same) FG% than opponents	11-9
more (or same) rebounds than opponents	8-9
more (or same) assists than opponents	11-15
fewer (or same) turnovers than opponents	6-10

## Record When Toronto has...

a lower FG% than opponent	1-16
fewer rebounds than opponent	4-16
fewer assists than opponent	1-10
more turnovers than opponent	6-15

## Record When The Raptors...

	After first quarter	After first half	After third quarter
<b>Lead</b>	5-6	9-4	10-3
<b>Trailed</b>	4-19	2-20	2-20
<b>Tied</b>	3-0	1-1	0-2

	OT	1	2	3	4	5	6	7	8	9	10	11	12	13	14	15
<b>Won</b>	1	0	0	1	0	2	0	0	2	0	2	1	1	0	0	1
<b>Lost</b>	1	0	1	4	0	2	3	3	0	1	1	0	2	2	0	2
	16	17	18	19	20	21	22	23	24	25	26	27	28	29	30+	
<b>Won</b>	0	1	0	0	0	1	0	0	0	0	0	0	0	0	0	
<b>Lost</b>	0	0	0	0	0	0	0	2	0	0	0	0	0	0	2	

**Biggest comeback by Toronto:** 18 - January 25 at Utah

**Biggest comeback by opponent:** 18 - February 14, 2012 vs. New York

## LAST TIME

---

### 50+ points

**Toronto:** 51, Vince Carter; February 27, 2000 vs. Phoenix.

**Opponent:** 81, Kobe Bryant; January 22, 2006 at L.A. Lakers.

### 40+ points

**Toronto:** 41, Andrea Bargnani, December 8, 2010 at New York

**Opponent:** 42, Dwyane Wade, March 6, 2009 vs. Miami.

### Back-to-back 40+ points

**Toronto:** Vince Carter; 42, December 9, 2001 vs. Phoenix and 42, December 7, 2001 vs. Denver (OT).

**Opponent:** None.

### 20+ rebounds

**Toronto:** 20, Joey Dorsey, April 11, 2011 at Milwaukee.

**Opponent:** 23, LaMarcus Aldridge, January 20, 2012 vs. Portland

### 20-point, 20-rebound games

**Toronto:** Chris Bosh; 23 points, 22 rebounds, November 14, 2006 at Golden State.

**Opponent:** LaMarcus Aldridge: 33 points, 23 rebounds, January 20, 2012 vs. Portland.

### 15+ assists

**Toronto:** 15, Jose Calderon, February 22, 2012 vs. Detroit.

**Opponent:** 18, Deron Williams, March 5, 2011 at New Jersey (3OT).

### Triple-doubles

**Toronto:** Alvin Williams, March 23, 2001 vs. Atlanta (11 points, 10 rebounds, 14 assists).

**Opponent:** Josh Smith, November 28, 2010 vs. Atlanta (12 points, 13 rebounds, 10 assists).

### Two 30+ scorers

**Toronto:** Jerryd Bayless (30), Linas Kleiza (30); February 6, 2012 at Washington.

**Opponent:** LeBron James (38), Mike Miller (32); January 22, 2011 at Miami.

### Four-Point Plays

**Toronto:** Andrea Bargnani, January 4, 2012 vs. Cleveland.

**Opponent:** Deron Williams, January 29, 2012 at New Jersey

### Three 20+ scorers

**Toronto:** Andrea Bargnani (35), DeMar DeRozan (30), Leandro Barbosa (22); March 5, 2011 at New Jersey (3OT).

**Opponent:** Rudy Fernandez (23), Danilo Gallinari (21), Nene (20); January 27, 2012 at Denver.

### Four 20+ scorers

**Toronto:** Linas Kleiza (26), Andrea Bargnani (24), Leandro Barbosa (22), Sonny Weems (21); December 10, 2010 vs. Denver.

**Opponent:** Monta Ellis (27), Dorell Wright (26), Stephen Curry (23), David Lee (21); March 25, 2011 at Golden State.

### Three Double Figure Rebounders

**Toronto:** Amir Johnson (13), James Johnson (12), Ed Davis (12); March 4, 2012 vs. Golden State

**Opponent:** Ben Wallace (15), Rasheed Wallace (13), Antonio McDyess (11); March 18, 2006 at Detroit.

### Three Players with Double-Doubles

**Toronto:** Linas Kleiza (17 pts, 12 reb), Amir Johnson (14 pts, 11 reb), Jose Calderon (11 pts, 11 ast); December 31, 2010 at Houston.

**Opponent:** Brook Lopez (34 pts, 14 reb), Kris Humphries (20 pts, 17 reb), Deron Williams (21 pts, 18 ast); March 5, 2011 at New Jersey.

### Four Players with Double-Doubles

**Toronto:** Shawn Marion (16 pts, 15 reb), Chris Bosh (11 pts, 12 reb), Andrea Bargnani (28 pts, 10 reb), Jose Calderon (13 pts, 11 ast); February 22, 2009 vs. New York.

**Opponent:** Raymond Felton (10 pts, 12 ast), Brevin Knight (19 pts, 10 ast), Jumaine Jones (17 pts, 11 reb), Gerald Wallace (11 pts, 14 reb.); April 9, 2006 vs. Charlotte.

## 2011-12 TORONTO TEAM HIGHS

<u>CATEGORY</u>	<u>NO.</u>	<u>OPPONENT</u>	<u>DATE</u>
Points, Game	111	at Utah (2OT)	January 25, 2012
	106	2X - last vs. San Antonio	February 15, 2012
Points, Half	66 (2nd + OT)	at Washington (OT)	February 6, 2012
	61 (2nd)	vs. San Antonio	February 15, 2012
Points, Quarter	33 (4th)	5X - last at New Orleans	February 29, 2012
Points, Overtime	11 (2OT)	at Utah (2OT)	January 25, 2012
Margin of Victory	+21	at New Jersey	January 29, 2012
Largest Lead	+23	2X last vs. Detroit	February 22, 2012
Field Goals	47	vs. San Antonio	February 15, 2012
Field Goals Attempted	96	at Utah (2OT)	January 25, 2012
	93	vs. Washington	February 3, 2012
Field Goal Pct.	.547	vs. San Antonio (47-for-86)	February 15, 2012
3-Point FGM	13	at Washington (OT)	February 6, 2012
	10	vs. Cleveland	January 4, 2012
3-Point FGA	28	at Utah (2OT)	January 25, 2012
	27	vs. Cleveland	January 4, 2012
3-Point FG Pct.	.600	at New Orleans (9-for-15)	February 29, 2012
FTM	27	at Washington (OT)	February 6, 2012
	27	at Orlando	January 1, 2012
FTA	34	at Washington (OT)	February 6, 2012
	32	vs. Indiana	January 13, 2012
FT Pct.	.941	vs. Milwaukee (16-of-17)	February 8, 2012
Rebounds	61	vs. Washington	February 3, 2012
Offensive Rebounds	23	vs. Washington	February 3, 2012
Defensive Rebounds	40	at New York	January 2, 2012
Rebound Difference	+24	vs. Washington (61-to-37)	February 3, 2012
Assists	35	at Cleveland	December 26, 2011
Assist Difference	+15	vs. Washington (28-to-13)	February 3, 2012
Steals	15	at L.A. Clippers	January 22, 2012
Blocks	11	vs. New York	February 14, 2012
Personal Fouls	33	at Washington	February 6, 2012
Turnovers	23	at Washington	January 10, 2012
Turnover Difference	+5	3X - last vs. Boston (12-to-17)	February 10, 2012

## 2011-12 TORONTO TEAM LOWS

<u>CATEGORY</u>	<u>NO.</u>	<u>OPPONENT</u>	<u>DATE</u>
Points, Game	62	at Philadelphia	January 7, 2012
Points, Half	27 (2nd)	at Chicago	January 14, 2012
Points, Quarter	11 (3rd)	3X - last at New Orleans	February 29, 2012
Points, Overtime	3	at Washington (OT)	February 6, 2012
Margin of Defeat	-36	at Boston	February 1, 2012
Largest Deficit	-40	at Boston	February 1, 2012
Field Goals	25	at Boston	February 1, 2012
Field Goals Attempted	68	2X - last at New Jersey	January 29, 2012
Field Goal Pct.	.318	at Philadelphia (27-of-85)	January 7, 2012
3-Point FGM	1	at Philadelphia	January 7, 2012
3-Point FGA	7	vs. Detroit	February 22, 2012
3-Point FG Pct.	.083	at Philadelphia (1-of-12)	January 7, 2012
FTM	1	at Chicago	January 14, 2012
FTA	7	at Chicago	January 14, 2012
FT Pct.	.143	at Chicago (1-for-7)	January 14, 2012
Rebounds	33	at Orlando	January 1, 2012
Offensive Rebounds	4	2X - last vs. Memphis	March 2, 2012
Defensive Rebounds	24	vs. Indiana	January 13, 2012
Rebound Difference	-15	vs. Portland (40-to-55)	January 20, 2012
Assists	12	at Boston	January 18, 2012
Assist Difference	-14	at Boston (16-to-30)	February 1, 2012
Steals	3	at Chicago	January 14, 2012
Blocks	1	2X - last vs. Atlanta	January 31, 2012
Personal Fouls	15	at Chicago	January 14, 2012
Turnovers	9	at Chicago	January 14, 2012
Turnover Difference	-11	at Philadelphia (19-to-8)	January 7, 2012

## 2011-12 OPPONENT TEAM HIGHS

<u>CATEGORY</u>	<u>NO.</u>	<u>OPPONENT</u>	<u>DATE</u>
Points, Game	113	vs. San Antonio	February 15, 2012
Points, Half	58 (2nd)	2X - last vs. San Antonio	February 15, 2012
Points, Quarter	35 (4th)	vs. Sacramento	January 11, 2012
Points, Overtime	10 (1OT)	at Utah (2OT)	January 25, 2012
Margin of Victory	+36	at Boston	February 1, 2012
Largest Lead	+40	at Boston	February 1, 2012
Field Goals	41	2X - last vs. San Antonio	February 15, 2012
Field Goals Attempted	90	at Utah (2OT)	January 25, 2012
	87	vs. Washington	February 3, 2012
Field Goal Pct.	.539	vs. San Antonio (41-for-76)	February 15, 2012
3-Point FGM	15	vs. New Jersey	January 6, 2012
3-Point FGA	35	at New York	January 2, 2012
3-Point FG Pct.	.500	at Boston (12-of-24)	February 1, 2012
FTM	32	vs. Indiana	January 13, 2012
FTA	41	at Washington (OT)	February 6, 2012
	40	at L.A. Clippers	January 22, 2012
FT Pct.	.920	vs. San Antonio (23-for-25)	February 15, 2012
Rebounds	55	vs. Portland	January 20, 2012
Offensive Rebounds	15	3X - last vs. Portland	January 20, 2012
Defensive Rebounds	40	4X - last at Boston	February 1, 2012
Rebound Difference	+15	vs. Portland (55-to-40)	January 20, 2012
Assists	30	at Boston	February 1, 2012
Assist Difference	+14	at Boston (30-to-16)	February 1, 2012
Steals	14	at L.A. Clippers	January 22, 2012
Blocks	13	vs. Washington	February 3, 2012
Personal Fouls	29	at Washington (OT)	February 6, 2012
	26	vs. Minnesota	January 9, 2012
Turnovers	22	at L.A. Clippers	January 22, 2012
Turnover Difference	+11	at Philadelphia (8-to-19)	January 7, 2012

## 2011-12 OPPONENT TEAM LOWS

<u>CATEGORY</u>	<u>NO.</u>	<u>OPPONENT</u>	<u>DATE</u>
Points, Game	73	at New Jersey	January 29, 2012
Points, Half	28 (2nd)	vs. Golden State	March 4, 2012
Points, Quarter	11 (2nd)	2X - last vs. Golden State	March 4, 2012
Points, Overtime	6 (2OT)	2X - last at Washington (OT)	February 6, 2012
Margin of Defeat	-21	at New Jersey	January 29, 2012
Largest Deficit	-23	at New Jersey	January 29, 2012
Field Goals	24	vs. Cleveland	January 4, 2012
Field Goals Attempted	65	vs. Boston	February 10, 2012
Field Goal Pct.	.296	vs. Cleveland (24-of-81)	January 4, 2012
3-Point FGM	2	vs. Detroit	February 22, 2012
3-Point FGA	8	vs. Indiana	January 13, 2012
3-Point FG Pct.	.167	vs. Detroit (2-for-12)	February 22, 2012
FTM	7	at Chicago	January 14, 2012
FTA	12	2X - at Boston	February 1, 2012
FT Pct.	.529	at Washington (9-of-17)	January 10, 2012
Rebounds	33	at Orlando	January 1, 2012
Offensive Rebounds	4	at Miami	February 5, 2012
Defensive Rebounds	22	at Cleveland	December 26, 2011
Rebound Difference	-24	vs. Washington (37-to-61)	February 3, 2012
Assists	13	3X - last vs. Washington	February 3, 2012
Assist Difference	-15	vs. Washington (13-to-28)	February 3, 2012
Steals	2	2X - last at Houston	February 28, 2012
Blocks	0	vs. New Jersey	January 6, 2012
Personal Fouls	7	at Chicago	January 14, 2012
Turnovers	5	at Chicago	January 14, 2012
Turnover Difference	-5	3X - last vs. Boston (17-to-12)	February 10, 2012

## 2011-12 TORONTO INDIVIDUAL HIGHS

<u>CATEGORY</u>	<u>NO.</u>	<u>NAME</u>	<u>OPPONENT</u>	<u>DATE</u>
Points, Game	36	Andrea Bargnani	at Phoenix	January 24, 2012
Points, Half	27 (2nd)	Andrea Bargnani	at Phoenix	January 24, 2012
Points, Quarter	18 (3rd)	Andrea Bargnani	at Phoenix	January 24, 2012
Field Goals	13	DeMar DeRozan	San Antonio	February 15, 2012
	13	Jose Calderon	vs. L.A. Lakers	February 12, 2012
Field Goals Attempted	26	Andrea Bargnani	at Utah (2OT)	January 25, 2012
	25	Andrea Bargnani	vs. Minnesota	January 9, 2012
3-Point FGM	6	Jerryd Bayless	at Washington (OT)	February 6, 2012
	5	Linas Kleiza	at New Orleans	February 29, 2012
	5	DeMar DeRozan	vs. Cleveland	January 4, 2012
3-Point FGA	10	Jerryd Bayless	at Washington (OT)	February 6, 2012
	8	Jerryd Bayless	at Miami	February 5, 2012
	8	DeMar DeRozan	vs. Cleveland	January 4, 2012
FTM	12	Andrea Bargnani	at Phoenix	January 24, 2012
FTA	16	DeMar DeRozan	at New Jersey	January 29, 2012
Rebounds	15	Ed Davis	at Houston	February 28, 2012
	15	Amir Johnson	vs. Charlotte	February 17, 2012
Offensive Rebounds	9	Amir Johnson	at Washington (OT)	February 6, 2012
	8	Amir Johnson	vs. Minnesota	January 9, 2012
Defensive Rebounds	13	Amir Johnson	vs. Golden State	March 4, 2012
Assists	17	Jose Calderon	vs. Washington	February 3, 2012
Steals	6	James Johnson	vs. Indiana	December 28, 2011
Blocked Shots	6	James Johnson	at Utah (2OT)	January 25, 2012
	5	Amir Johnson	at New Orleans	February 29, 2012
	5	Amir Johnson	vs. New York	February 14, 2012
Turnovers	6	DeMar DeRozan	vs. New York	February 14, 2012

## 2011-12 OPPONENT INDIVIDUAL HIGHS

<u>CATEGORY</u>	<u>NO.</u>	<u>NAME</u>	<u>OPPONENT</u>	<u>DATE</u>
Points, Game	35	Carmelo Anthony	at New York	January 2, 2012
Points, Half	24 (2nd)	Greg Monroe	vs. Detroit	February 22, 2012
	24 (1st)	Joe Johnson	vs. Atlanta	January 31, 2012
Points, Quarter	19 (4th)	Mo Williams	at L.A. Clippers	January 22, 2012
Field Goals	13	Joe Johnson	vs. Atlanta	January 31, 2012
	13	Josh Smith	at Atlanta	January 16, 2012
	13	Carmelo Anthony	at New York	January 2, 2012
Field Goals Attempted	31	Carmelo Anthony	at New York	January 2, 2012
3-Point FGM	6	Carlos Delfino	vs. Milwaukee	February 8, 2012
	6	Anthony Morrow	vs. New Jersey	January 6, 2012
3-Point FGA	12	DeShawn Stevenson	vs. New Jersey	January 6, 2012
FTM	14	Tyreke Evans	vs. Sacramento	January 11, 2012
FTA	16	Greg Monroe	vs. Detroit	February 22, 2012
Rebounds	23	LaMarcus Aldridge	vs. Portland	January 20, 2012
Offensive Rebounds	9	LaMarcus Aldridge	vs. Portland	January 20, 2012
	9	Kris Humphries	vs. New Jersey	January 6, 2012
Defensive Rebounds	14	LaMarcus Aldridge	vs. Portland	January 20, 2012
	14	DeMarcus Cousins	vs. Sacramento	January 11, 2012
Assists	14	Tony Parker	San Antonio	February 15, 2012
	14	Steve Nash	at Phoenix	January 24, 2012
	14	Chauncey Billups	at L.A. Clippers	January 22, 2012
Steals	5	George Hill	vs. Indiana	January 13, 2012
	5	Jan Vesely	at Washington	January 10, 2012
Blocked Shots	7	Bismack Biyombo	vs. Charlotte	February 17, 2012
Turnovers	8	Jeremy Lin	vs. New York	February 14, 2012



**#50 - SOLOMON ALABI**

CAREER HIGHS		SEASON HIGHS	
PTS	2 @ MIL (3X) 04/11/11		
FGM	1 @ MIL (3X) 04/11/11		
FGA	4 @ MIN (2X) 01/29/11	1 @ N.J.	01/29/12
3FGM			
3FGA			
FTM			
FTA	2 @ ORL 01/21/11		
OR	2 @ ORL (2X) 01/21/11		
DR	2 @ MIL (2X) 04/11/11		
REB	3 @ MIL 04/11/11		
AST	1 @ ORL (2X) 01/21/11		
STL	2 @ MIN 01/29/11		
BLK	2 MIA 04/13/11	1 @ N.J.	01/29/12
MIN	13 MIA 04/13/11	5 @ BOS	02/01/12

**#28 - LEANDRO BARBOSA**

CAREER HIGHS		SEASON HIGHS	
PTS	41 OKC*	02/20/09	24 SAC 01/11/12
FGM	16 OKC*	02/20/09	11 SAC 01/11/12
FGA	26 @ ORL*	11/10/07	20 @ CHI 01/14/12
3FGM	8 @ ORL*	11/10/07	3 G.S. (3X) 03/04/12
3FGA	14 @ TOR*	12/05/07	5 G.S. (4X) 03/04/12
FTM	11 DAL* (2X)	02/14/08	9 MIN 01/09/12
FTA	12 IND* (2X)	01/09/08	9 MIN 01/09/12
OR	3 IND (3X)	01/13/12	3 IND 01/13/12
DR	9 PHI*	11/17/06	4 @ CHI (2X) 01/14/12
REB	10 PHI*	11/17/06	6 @ CHI 01/14/12
AST	12 MEM*	11/11/06	6 @ BOS 02/01/12
STL	6 OKC *(2X)	02/20/09	3 WAS (2X) 02/03/12
BLK	2 WAS (7X)	02/03/12	2 WAS 02/03/12
MIN	48 @ UTA*	11/18/06	34 @ CHI 01/14/12

**#7 - ANDREA BARGNANI**

CAREER HIGHS		SEASON HIGHS	
PTS	41 @ N.Y.	12/08/10	36 @ PHO 01/24/12
FGM	16 @ N.Y.	12/08/10	11 MIN (3X) 01/09/12
FGA	28 @ N.Y.	03/05/11	26 @ UTA 01/25/12
3FGM	5 MIA (10X)	02/16/11	4 @ PHO 01/24/12
3FGA	10 NJ (3X)	11/21/08	8 @ UTA 01/25/12
FTM	15 WAS	03/18/11	12 @ PHO 01/24/12
FTA	18 WAS	03/18/11	12 @ PHO 01/24/12
OR	6 DET	01/14/11	3 @ PHI 01/07/12
DR	13 @ IND	01/11/10	9 SAC 01/11/12
REB	17 @ IND	01/11/10	11 @ PHI 01/07/12
AST	7 @ BOS	01/23/08	5 IND 12/28/11
STL	4 LAC (2X)	02/08/08	2 @ PHO 01/24/12
BLK	6 PHI (2X)	04/12/09	2 N.J. (2X) 01/06/12
MIN	52 @ N.J.	03/05/11	45 MIN 01/09/12

**#5 - JERRYD BAYLESS**

CAREER HIGHS		SEASON HIGHS	
PTS	31 @ DET (2X) 12/11/10	30 @ WAS	02/06/12
FGM	10 CLE (3X)	04/06/11	9 @ WAS 02/06/12
FGA	24 @ S.A.*	12/23/09	23 @ WAS 02/06/12
3FGM	6 @ WAS	02/06/12	6 @ WAS 02/06/12
3FGA	10 @ WAS	02/06/12	10 @ WAS 02/06/12
FTM	11 @ CHA (2X)	02/22/11	7 MEM 03/02/12
FTA	12 @ CHA (4X)	02/22/11	7 MEM 03/02/12
OR	2 N.J. (5X)	04/10/11	1 G.S. (5X) 03/04/12
DR	7 MEM	01/24/11	6 @ N.J. 01/29/12
REB	8 MEM	01/24/11	6 @ N.J. 01/29/12
AST	11 MEM	01/24/11	7 MIL (2X) 02/08/12
STL	4 @ MIL	04/11/11	2 G.S. (4X) 03/04/12
BLK	1 DET (15X)	02/22/12	1 DET (3X) 02/22/12
MIN	43 @ MIL	04/11/11	39 @ WAS (2X) 02/06/12

**#9 - RASUAL BUTLER**

CAREER HIGHS		SEASON HIGHS	
PTS	33 CLE* (2X)	01/16/10	13 @ N.Y. 01/02/12
FGM	12 @ MIL* (5X)	03/10/10	5 S.A. (2X) 02/15/12
FGA	24 MIL^	11/14/04	12 @ N.Y. 01/02/12
3FGM	7 CHI** (2X)	12/01/10	3 N.J. (2X) 01/06/12
3FGA	13 @ WAS**	03/11/09	7 @ N.Y. 01/02/12
FTM	8 @ ATL^	01/01/03	3 @ ORL 01/01/12
FTA	10 @ ATL^	01/01/03	3 @ ORL 01/01/12
OR	4 POR**	02/15/06	1 MIL (6X) 02/08/12
DR	9 @ N.Y. (2X)	01/02/12	9 @ N.Y. 01/02/12
REB	11 ORL** (2X)	01/16/07	10 @ N.Y. 01/02/12
AST	6 LAL* (2X)	04/14/10	3 S.A. 02/15/12
STL	4 DEN**	12/29/06	1 BOS (7X) 02/10/12
BLK	4 @ PHI**	01/23/07	2 MIN 01/09/12
MIN	52 MIL^	11/14/04	37 @ N.Y. 01/02/12

**#8 - JOSE CALDERON**

CAREER HIGHS		SEASON HIGHS	
PTS	30 LAL	02/12/12	30 LAL 02/12/12
FGM	13 LAL	02/12/12	13 LAL 02/12/12
FGA	21 WAS	03/07/08	18 LAL 02/12/12
3FGM	7 @ G.S.	03/13/10	4 LAL 02/12/12
3FGA	8 @ G.S. (2X)	03/13/10	7 @ UTA 01/25/12
FTM	9 DET	11/05/08	4 WAS (2X) 02/03/12
FTA	9 DET (2X)	11/05/08	5 WAS 02/03/12
OR	3 @ BOS (3X)	11/26/10	2 BOS (2X) 02/10/12
DR	8 DET (2X)	02/22/12	8 DET 02/22/12
REB	9 @ MIN (3X)	01/29/11	8 DET (2X) 02/22/12
AST	19 MIN (2X)	02/04/11	17 WAS 02/03/12
STL	4 @ BOS (5X)	11/26/10	3 N.Y. (2X) 02/14/12
BLK	2 ATL	04/07/09	1 N.Y. (2X) 02/14/12
MIN	54 POR	01/13/08	43 @ N.Y. 01/02/12

\* - with Portland

\* - with Phoenix

\* - with LAC ^ - with Miami

\*\* - with NOK

**#25 - ANTHONY CARTER**

CAREER HIGHS		SEASON HIGHS	
PTS	21 ORL* (2X)	01/11/08	10 S.A. 02/15/12
FGM	9 @ MEM* (4X)	01/30/08	3 S.A. (2X) 02/15/12
FGA	16 ORL* (2X)	01/11/08	6 @ WAS 01/10/12
3FGM	4 @ DAL*	01/27/08	2 @ WAS 01/10/12
3FGA	6 @ DAL*	01/27/08	3 @ WAS 01/10/12
FTM	8 DET^	01/24/05	3 S.A. (2X) 02/15/12
FTA	10 NOK^ (2X)	02/11/06	4 S.A. (2X) 02/15/12
OR	4 @ Sac* (2X)	12/28/09	1 S.A. (5X) 02/15/12
DR	8 @ MIN*	11/29/08	4 S.A. (3X) 02/15/12
REB	9 @ MIN*	11/29/08	5 S.A. (2X) 02/15/12
AST	15 PHI* (2X)	01/06/08	6 S.A. (2X) 02/15/12
STL	6 PHO*	04/01/08	2 @ HOU (2X) 02/28/12
BLK	4 MIL^	03/04/05	2 @ WAS 01/10/12
MIN	45 CHI**	01/18/00	22 S.A. 02/15/12

\* - with Denver ^ - with Minnesota \*\* - with Miami

**#32 - ED DAVIS**

CAREER HIGHS		SEASON HIGHS	
PTS	22 @ N.Y.	04/05/11	14 @ CLE 12/26/11
FGM	10 @ N.Y.	04/05/11	7 @ CLE 12/26/11
FGA	14 N.J. (2X)	04/10/11	8 CHA (4X) 02/17/12
3FGM			
3FGA	1 MIL	02/08/12	1 MIL 02/08/12
FTM	8 @ G.S.	03/25/11	5 @ LAC 01/22/12
FTA	12 @ G.S.	03/25/11	6 @ LAC 01/22/12
OR	7 @ N.Y. (4X)	04/05/11	6 ATL 01/31/12
DR	12 @ HOU	02/22/12	12 @ HOU 02/28/12
REB	15 @ HOU (2X)	02/28/12	15 @ HOU 02/28/12
AST	3 IND (3X)	01/13/12	3 IND 01/13/12
STL	3 MIL (6X)	02/08/12	3 MIL (3X) 02/08/12
BLK	5 MEM	01/24/11	4 @ ATL 01/16/12
MIN	40 @ ATL (4X)	01/16/12	40 @ ATL 01/16/12

**#10 - DeMAR DeROZAN**

CAREER HIGHS		SEASON HIGHS	
PTS	37 @ HOU	12/31/10	29 S.A. 02/15/12
FGM	13 S.A. (4X)	02/15/12	13 S.A. 02/15/12
FGA	27 @ N.Y.	04/05/11	21 S.A. (2X) 02/15/12
3FGM	5 CLE	01/04/12	5 CLE 01/04/12
3FGA	8 CLE	01/04/12	8 CLE 01/04/12
FTM	13 @ HOU	12/31/10	11 @ N.J. 01/29/12
FTA	16 @ N.J.	01/29/12	16 @ N.J. 01/29/12
OR	6 @ LAC	01/22/12	6 @ LAC 01/22/12
DR	9 @ N.Y. (2X)	04/05/11	7 @ UTA 01/25/12
REB	10 @ N.Y.	04/05/11	8 @ UTA (2X) 01/25/12
AST	7 LAL	02/12/12	7 LAL 02/12/12
STL	4 MIL (2X)	01/28/11	3 @ LAC (2X) 01/22/12
BLK	2 MEM (10X)	03/02/12	2 MEM (4X) 03/02/12
MIN	54 @ N.J.	03/05/11	46 G.S. 03/04/12

**#3 - GARY FORBES**

CAREER HIGHS		SEASON HIGHS	
PTS	19 N.Y.*	11/16/10	18 @ BOS 01/18/12
FGM	8 N.Y.*	11/16/10	5 @ BOS 01/18/12
FGA	15 G.S.*	04/11/11	8 S.A. (3X) 02/15/12
3FGM	3 N.Y.* (2X)	11/16/10	1 @ BOS (4X) 02/01/12
3FGA	4 G.S.* (4X)	04/11/11	3 @ N.J. 01/29/12
FTM	7 @ BOS	01/18/12	7 @ BOS 01/18/12
FTA	8 @ BOS	01/18/12	8 @ BOS 01/18/12
OR	5 N.Y.*	11/16/10	2 WAS (2X) 02/03/12
DR	8 @ PHO*	03/10/11	6 @ CHI 01/14/12
REB	9 @ PHO* (2X)	03/10/11	8 @ CHI 01/14/12
AST	5 @ CHI	01/14/12	5 @ CHI 01/14/12
STL	4 CLE*	01/15/11	1 ATL (9X) 01/31/12
BLK	1 S.A. (8X)	02/15/12	1 S.A. (2X) 02/15/12
MIN	42 @ UTA*	04/13/11	22 @ N.J. 01/29/12

\* - with Denver

**#34 - AARON GRAY**

CAREER HIGHS		SEASON HIGHS	
PTS	19 TOR*	04/16/08	12 DET 02/22/12
FGM	6 @ ORL* (3X)	04/09/08	5 DET 02/22/12
FGA	13 TOR*	04/16/08	9 @ N.O. (2X) 02/29/12
3FGM			
3FGA	1 @ UTA* (2X)	02/09/08	2 G.S. (5X) 03/04/12
FTM	9 TOR*	04/16/08	6 DET 02/22/12
FTA	9 TOR*	04/16/08	4 DET (4X) 02/22/12
OR	6 WAS^ (2X)	03/31/10	8 DET 02/22/12
DR	17 TOR*	04/16/08	12 DET 02/22/12
REB	22 TOR*	04/16/08	3 MEM 03/02/12
AST	5 @ WAS*	12/19/07	3 LAL 02/12/12
STL	3 LAL (3X)	02/12/12	2 DET (2X) 02/22/12
BLK	4 @ BOS*	10/31/08	31 MEM 03/02/12
MIN	40 @ N.J.^	02/09/11	

\* - with Chicago ^ - with New Orleans

**#15 - AMIR JOHNSON**

CAREER HIGHS		SEASON HIGHS	
PTS	26 @ DET	04/12/10	19 MIN 01/09/12
FGM	10 DAL (4X)	02/27/11	8 WAS 02/03/12
FGA	14 @ IND (3X)	01/31/11	13 WAS 02/03/12
3FGM	2 @ MIL*	04/17/06	1 SAC 01/11/12
3FGA	2 @ BOS* (2X)	04/18/07	1 MEM (4X) 03/02/12
FTM	9 BOS	11/21/10	5 MIN 01/09/12
FTA	9 MIL (2X)	01/28/11	6 BOS (2X) 02/10/12
OR	9 @ WAS (2X)	02/06/12	9 @ WAS 02/06/12
DR	13 G.S.	03/04/12	13 G.S. 03/04/12
REB	16 N.Y.	12/05/10	15 CHA 02/17/12
AST	6 MIN	02/04/11	4 @ N.O. 02/29/12
STL	3 MIN (5X)	02/04/11	2 @ N.O. (4X) 02/29/12
BLK	7 N.O. (2X)	03/01/11	5 @ N.O. (2X) 02/29/12
MIN	42 @ DAL	12/28/10	38 CHA 02/17/12

\* - with Detroit

**#2 - JAMES JOHNSON**

CAREER HIGHS		SEASON HIGHS	
PTS	23 POR	01/20/12	23 POR 01/20/12
FGM	10 POR	01/20/12	10 POR 01/20/12
FGA	18 BOS	02/10/12	18 BOS 02/10/12
3FGM	2 @ MIA*	03/12/10	1 MIL (9X) 02/08/12
3FGA	4 @ MIA* (2X)	03/12/10	3 BOS 02/10/12
FTM	8 @ ATL*	12/09/09	5 WAS 02/03/12
FTA	8 WAS (2X)	02/03/12	8 WAS 02/03/12
OR	4 G.S. (2X)	03/04/12	4 G.S. 03/04/12
DR	8 G.S. (2X)	03/04/12	8 G.S. 03/04/12
REB	12 G.S.	03/04/12	12 G.S. 03/04/12
AST	7 DAL	02/27/11	6 @ WAS 02/06/12
STL	6 IND	12/28/11	6 IND