



## 2023-24 REG. SEASON SCHEDULE

DATE	OPPONENT	SCORE	RECORD
10/25	@ Heat	102-103 L	0-1
10/27	@ Hornets	111-99 W	1-1
10/28	vs. Bulls	118-102 W	2-1
10/30	@ Thunder	112-124 L	2-2
11/1	vs. Trail Blazers	101-110 L	2-3
11/2	@ Pelicans	116-125 L	2-4
11/5	vs. Suns	106-120 L	2-5
11/6	vs. Warriors	109-120 L	2-6
11/8	@ Bucks	118-120 L	2-7
11/10	vs. 76ers	106-114 L	2-8
11/12	@ Bulls	108-119 L	2-9
11/14	vs. Hawks	120-126 L	2-10
11/17	@ Cavaliers	100-108 L	2-11
11/19	@ Raptors	113-142 L	2-12
11/20	vs. Nuggets	103-107 L	2-13
11/24	@ Pacers	113-136 L	2-14
11/27	vs. Wizards	107-126 L	2-15
11/29	vs. Lakers	107-133 L	2-16
11/30	@ Knicks	112-118 L	2-17
12/2	vs. Cavaliers	101-110 L	2-18
12/6	vs. Grizzlies	102-116 L	2-19
12/8	@ Magic	91-123 L	2-20
12/11	vs. Pacers	123-131 L	2-21
12/13	vs. 76ers	111-129 L	2-22
12/15	@ 76ers	92-124 L	2-23
12/16	@ Bucks	114-146 L	2-24
12/18	@ Hawks	124-130 L	2-25
12/21	vs. Jazz	111-119 L	2-26
12/23	@ Nets	115-126 L	2-27
12/26	vs. Nets	112-118 L	2-28
12/28	@ Celtics	122-128* L	2-29
12/30	vs. Raptors	129-127 W	3-29
1/1	@ Rockets	113-136 L	3-30
1/3	@ Jazz	148-154* L	3-31
1/5	@ Warriors	109-113 L	3-32
1/7	@ Nuggets	114-131 L	3-33
1/9	vs. Kings	110-131 L	3-34
1/10	vs. Spurs	108-130 L	3-35
1/12	vs. Rockets	110-112 L	3-36
1/15	@ Wizards	129-117 W	4-36
1/17	vs. Timberwolves	117-124 L	4-37
1/20	vs. Bucks	135-141 L	4-38
1/22	vs. Bucks	113-122 L	4-39
1/24	vs. Hornets	113-106 W	5-39
1/27	vs. Wizards	104-118 L	5-40
1/28	vs. Thunder	120-104 W	6-40
1/31	@ Cavaliers	121-128 L	6-41
2/2	vs. Clippers	125-136 L	6-42
2/4	vs. Magic	99-111 L	6-43
2/7	@ Kings	133-120 W	7-43
2/8	@ Trail Blazers	128-122* W	8-43
2/10	@ Clippers	106-112 L	8-44
2/13	@ Lakers	111-125 L	8-45
2/14	@ Suns	100-116 L	8-46
2/22	@ Pacers	115-129 L	8-47
2/24	vs. Magic	109-112 L	8-48
2/26	@ Knicks	111-113 L	8-49
2/27	@ Bulls	105-95 W	9-49
3/1	vs. Cavaliers	100-110 L	9-50
3/3	@ Magic	91-113 L	9-51
3/5	@ Heat	110-118 L	9-52
3/7	vs. Nets	118-112 W	10-52
3/9	vs. Mavericks	7:00 pm	--
3/11	vs. Hornets	7:00 pm	--
3/13	vs. Raptors	7:00 pm	--
3/15	vs. Heat	7:00 pm	--
3/17	vs. Heat	3:00 pm	--
3/18	@ Celtics	7:30 pm	--
3/20	vs. Pacers	7:00 pm	--
3/22	vs. Celtics	7:00 pm	--
3/24	vs. Pelicans	3:00 pm	--
3/25	@ Knicks	7:30 pm	--
3/27	@ Timberwolves	8:00 pm	--
3/29	@ Wizards	7:00 pm	--
4/1	vs. Grizzlies	7:00 pm	--
4/3	@ Hawks	7:30 pm	--
4/5	@ Grizzlies	8:00 pm	--
4/6	@ Nets	7:00 pm	--
4/9	@ 76ers	7:00 pm	--
4/11	vs. Bulls	7:00 pm	--
4/12	@ Mavericks	8:30 pm	--
4/14	@ Spurs	3:30 pm	--

All Times Detroit Time (ET)  
\* Overtime Periods

## 2023-24 REG. SEASON RECORD BY MONTH

Oct: (2-2); Nov: (0-15); Dec: (1-12); Jan: (3-12); Feb: (3-8); Mar: (1-3)



Detroit Pistons (10-52) vs. Dallas Mavericks (35-28)



Regular Season Game #63 / Home Game #31 • TV: Bally Sports Detroit / Radio: 950 AM  
Little Caesars Arena • Saturday, March 9, 2024, 7 PM EST

## LAST GAME STARTERS

## PLAYER / 2023-24 REGULAR SEASON AVERAGES

## NOTES

## #9 Ausar Thompson

F • 6-7 • 215 • Overtime Elite/USA • Rookie

GP/GS	PPG	RPG	APG	SPG	BPG	MPG
62/37	8.9	6.4	1.9	1.1	1.0	25.3

**LAST GAME:** 14 points, seven rebounds, three assists, one steal, one block in 43 minutes vs BKN (3/7).

**NOTES:** Ranks third among NBA rookies with 397 rebounds, first with 125 offensive rebounds, fourth with 59 blocks and second with 67 steals...Recorded a steal in 12 consecutive games from Jan. 24 - Feb. 22, the longest streak by a rookie this season and third-longest by a rookie in franchise history...Leads Detroit with a 113.2 defensive rating.

## #28 Isaiah Stewart

F • 6-9 • 250 • Washington/USA • 4th Season

GP/GS	PPG	RPG	APG	SPG	BPG	MPG
40/39	11.1	6.9	1.7	0.4	0.8	30.8

**LAST GAME:** Eight points, 10 rebs in 36 mins. vs BKN (3/7).

**NOTES:** Has scored double-figures in nine of his past 10 games...Ranks fourth on the Pistons with a 115.0 defensive rating...Ranks 9th in the NBA with a .431 defended field goal percentage (Min. 10 FG defended per game).

## #0 Jalen Duren

C • 6-10 • 250 • Memphis/USA • 2nd Season

GP/GS	PPG	RPG	APG	SPG	BPG	MPG
47/46	13.9	11.8	2.6	0.5	0.9	30.1

**LAST GAME:** 12 points, 14 rebounds (three offensive), four assists, two steals in 30 minutes vs BKN (3/7)...Double-double in seven of past eight games.

**NOTES:** Ranks 2nd in the NBA with 160 rebounds (12.3/gm) since Feb. 7...Ranks 5th among official NBA leaders with 11.8 rebounds and T-6th with 3.3 offensive boards per game...Only 20-year-old or younger in NBA history to average at least 11 PTS, 11 REB, 2 AST in a season...T-10th in NBA with 34 double-doubles.

## #23 Jaden Ivey

G • 6-4 • 195 • Purdue/USA • 2nd Season

GP/GS	PPG	RPG	APG	SPG	BPG	MPG
58/42	15.4	3.5	3.6	0.7	0.6	28.1

**LAST GAME:** 34 points (6-9 3PT), three rebounds, two assists, two steals in 39 minutes vs BKN (3/7)...It was the second-most 3-pointers made of his career and his first 30-point game since Feb. 7 (third of the season).

**NOTES:** One of four players in franchise history to average 15.0 PTS, 4.0 AST, 3.0 REB through 132 career games (Bing, Hill, Thomas)...Leads 2022 draft class with 4.5 career AST/gm.

## #2 Cade Cunningham

G • 6-6 • 217 • Oklahoma State/USA • 3rd Season

GP/GS	PPG	RPG	APG	SPG	BPG	MPG
52/52	22.4	4.1	7.5	0.9	0.4	33.9

**LAST GAME:** 32 points (4-8 3P), five rebounds, 11 assists, one block in 34 minutes vs BKN (3/7)...Ranks 8th in NBA with a .482 3PT% since the All-Star break (Min. 30 attempts).

**NOTES:** Ranks 9th in NBA with 7.5 assists per game, the most by a Piston since 2013-14 (Jennings, 7.6)...In 128 games, became the 6th-fastest player in NBA history to record 2,500 points and 800 assists, joining Oscar Robertson (83 games), Allen Iverson (111), Luka Dončić (114), Trae Young (114) and LeBron James (123).

## 2023-24 REGULAR SEASON PISTONS RECORDS

	RECORD	HOME	ROAD	OT
OVERALL	10-52	5-25	5-27	1-2
WESTERN	3-21	1-12	2-9	1-1
EASTERN	7-31	4-13	3-18	0-1
CENTRAL	2-12	1-5	1-7	--

## STREAKS

OVERALL	Won 1
HOME	Won 1
ROAD	Lost 2

## INJURY/STATUS REPORT

Quentin Grimes (Right Knee; Soreness) is DOUBTFUL.

## QUICK FACTS

Over the past five games, Detroit ranks 11th in the NBA in points allowed (109.6) and 15th in defensive rating (112.1).

## MEDIA INFO

For all Detroit Pistons updates and information, follow @PistonsPR on X or visit [hoopsong.com](https://hoopsong.com) (contact Pistons PR for access).





NO.	PLAYER	POS.	HT.	WT.	BIRTHDATE	PRIOR TO NBA/HOME COUNTRY	NBA EXP.
27	Buddy Boeheim*	G	6-6	195	11/11/1999	Syracuse/USA	2
7	Troy Brown Jr.	G/F	6-6	209	07/28/1999	Oregon/USA	6
2	Cade Cunningham	G	6-6	217	09/25/2001	Oklahoma State/USA	2
0	Jalen Duren	C	6-10	250	11/18/2003	Memphis/USA	1
18	Tosan Evbuomwan*	F	6-8	219	02/16/2001	Princeton/United Kingdom	R
14	Malachi Flynn	G	6-1	185	05/09/1998	San Diego State/USA	4
19	Simone Fontecchio	F	6-7	200	12/09/1995	Baskonia/Italy	2
31	Evan Fournier	G/F	6-7	213	10/29/1992	Poitiers Basket 86/France	12
67	Taj Gibson	C	6-9	234	06/24/1985	USC/USA	15
24	Quentin Grimes	G	6-5	207	05/08/2000	Houston/USA	3
23	Jaden Ivey	G	6-4	195	02/13/2002	Purdue/USA	1
8	Jared Rhoden*	G	6-6	210	08/27/1999	Seton Hall/USA	1
25	Marcus Sasser	G	6-2	195	09/21/2000	Houston/USA	R
28	Isaiah Stewart	C	6-9	250	05/22/2001	Washington/USA	3
9	Ausar Thompson	F	6-7	215	01/30/2003	Overtime Elite/USA	R
17	Stanley Umude	G	6-6	210	04/12/1999	Arkansas/USA	1
13	James Wiseman	C	7-0	255	03/31/2001	Memphis/USA	2

\* Player under two-way contract, \*Player on 10-day contract

## STAFF

**Head Coach:** Monty Williams (Notre Dame)

**Assistant Coaches:** Stephen Silas (Brown), Jarrett Jack (Georgia Tech), Mark Bryant (Seton Hall), Brian Randle (Illinois), Stephen Scalzi (Boston College), Brian Adams (Connecticut College)

**Assistant/Player Development Coaches:** Spencer Rivers (UC Irvine)

**Medical Director:** Sebastien Poirier (Salem State University)

**Performance Director:** Trent Salo (Calvin)

**Director of Athletic Training:** Alex Garland (Central Michigan)

**Head Strength and Conditioning Coach:** Jordan Sabourin (Oakland)

## PRONUNCIATION GUIDE

**Buddy Boeheim** (bay-hyme); **Jalen Duren** (DURR-in); **Tosan Evbuomwan** (TOE-sahn eh-WOAH-muh); **Malachi Flynn** (MAL-uh-kai Flinn); **Simone Fontecchio** (see-MOW-nay fawn-TECH-ee-oh); **Evan Fournier** (FORN-yay); **Taj Gibson** (Tahzj); **Quentin Grimes** (QUINN-ten Grymes); **Jared Rhoden** (ROE-din); **Marcus Sasser** (SASS-err); **Ausar Thompson** (uh-SARR); **Stanley Umude** (oo-MOO-day)

## HOW THE PISTONS WERE BUILT

### FREE AGENTS

**2024** - Buddy Boeheim (Signed a two-way contract on February 23, 2024)  
 - Tosan Evbuomwan (Signed to a two-way contract on February 22, 2024)  
 - Taj Gibson (Signed a 10-day contract with on March 6, 2024)

**2023** - Stanley Umude (Two-way contract converted to a standard NBA contract on February 22, 2024)

**2022** - Jared Rhoden (Signed to a two-way contract on December 26, 2022)

### OBTAINED VIA TRADE

**2024** - Troy Brown Jr. (Along with Shake Milton, acquired from the Minnesota Timberwolves for Monte Morris and a 2030 second round pick.)  
 - Malachi Flynn (Acquired, along with Quentin Grimes, Evan Fournier, Ryan Arcidiacono two second-round picks and cash considerations from the New York Knicks for Bojan Bogdanovic and Alec Burks)  
 - Simone Fontecchio (Acquired from Utah for Kevin Knox II, the rights to Gabriele Procida and a 2024 second-round pick.)  
 - Evan Fournier (Acquired from the New York Knicks on February 8, 2024)  
 - Quentin Grimes (Acquired from the New York Knicks on February 8, 2024)

**2023** - Marcus Sasser (Acquired from Boston via Memphis in a draft-day deal for James Nnaji and a 2025 and 2026 2nd round pick)  
 - James Wiseman (Acquired from Golden State at the trade deadline in a four-team trade including Saddiq Bey and Kevin Knox on February 9, 2023.)

**2022** - Jalen Duren (Acquired in a draft-day deal from New York on July 6, 2022 for a protected 2023 first round pick and a 2023 and 2024 second-round pick.)

**2020** - Isaiah Stewart (Acquired in a post-draft trade with Houston for Christian Wood, a protected 2021 first round pick and a 2021 second-round pick.)

### OBTAINED VIA DRAFT

**2023** - Ausar Thompson (Drafted 5th overall in 2023)

**2022** - Jaden Ivey (Drafted 5th overall in 2022)

**2021** - Cade Cunningham (Drafted 1st overall in 2021)

## NUMERICAL ROSTER

0 Jalen Duren	2 Cade Cunningham
7 Troy Brown Jr.	8 Jared Rhoden
9 Ausar Thompson	13 James Wiseman
14 Malachi Flynn	17 Stanley Umude
18 Tosan Evbuomwan	19 Simone Fontecchio
23 Jaden Ivey	24 Quentin Grimes
25 Marcus Sasser	27 Buddy Boeheim
28 Isaiah Stewart	31 Evan Fournier
67 Taj Gibson	

## ROSTER TRANSACTIONS

**March 6, 2024:** Signed Taj Gibson to a 10-day contract.

**March 2, 2024:** Placed Shake Milton on waivers.

**February 28, 2024:** Placed Mike Muscala on waivers.

**February 22, 2024:** Converted Stanley Umude to a standard NBA contract, signed Buddy Boeheim and Tosan Evbuomwan to two-way contracts.

**February 21, 2024:** Waived Malcolm Cazalon.

**February 12, 2024:** Signed Tosan Evbuomwan to a 10-day contract.

**February 8, 2024:** Waived Killian Hayes, Joe Harris, Danilo Gallinari and Danuel House Jr.

**February 8, 2024:** Acquired Quentin Grimes, Malachi Flynn, Ryan Arcidiacono, Evan Fournier, two second round picks and cash considerations from New York for Bojan Bogdanovic and Alec Burks.

**February 8, 2024:** Acquired Danuel House Jr. and a 2024 second-round pick from Philadelphia for a 2028 second-round pick.

**February 7, 2024:** Acquired Troy Brown Jr., Shake Milton from and a 2030 second-round from Minnesota pick for Monte Morris.

**February 7, 2024:** Acquired Simone Fontecchio from Utah for Kevin Knox II, the rights to Gabriele Procida and a 2024 second-round pick (via Washington).

**January 14, 2024:** Acquired Mike Muscala and Danilo Gallinari from Washington for Marvin Bagley III, Isaiah Livers and a 2025 and 2026 second-round pick.





## 2023-24 DETROIT PISTONS STATISTICS

PLAYER	GP-GS	MIN	MPG	FG-ATT	FG%	3FG-ATT	3FG%	FT-FTA	FT%	OFF	DEF	TOT/AVG	AST	APG	PF-D	STL	SPG	TO	BLK	BPG	PTS	AVG
Cunningham	52-52	1,761	33.9	432-955	.452	102-280	.364	198-230	.861	24	191	215/4.1	389	7.5	135-165	45	0.87	181	20	0.38	1,164	22.4
Bogdanovic	28-27	921	32.9	199-425	.468	86-207	.415	81-104	.779	13	81	94/3.4	71	2.5	57-83	23	0.82	63	4	0.14	565	20.2
Ivey	58-42	1,631	28.1	310-697	.445	90-260	.346	182-241	.755	71	131	202/3.5	210	3.6	165-178	41	0.71	138	33	0.57	892	15.4
Fontecchio	11-5	307	27.9	58-127	.457	27-67	.403	11-14	.786	8	32	40/3.6	21	1.9	15-14	10	0.91	10	1	0.09	154	14.0
Duren	47-46	1,415	30.1	279-444	.628	0-3	.000	94-122	.770	154	401	555/11.8	123	2.6	157-111	23	0.49	94	40	0.85	652	13.9
Burks	43-0	901	20.9	160-406	.394	99-247	.401	121-134	.903	16	94	110/2.6	68	1.6	64-104	21	0.49	32	11	0.26	540	12.6
Stewart	40-39	1,232	30.8	164-343	.478	57-152	.375	59-79	.747	70	206	276/6.9	68	1.7	93-75	14	0.35	62	32	0.80	444	11.1
Bagley III	26-10	478	18.4	107-181	.591	1-6	.167	50-61	.820	46	72	118/4.5	27	1.0	40-51	5	0.19	29	14	0.54	265	10.2
Thompson	62-37	1,572	25.3	231-473	.488	21-111	.189	69-115	.600	125	272	397/6.4	120	1.9	174-116	67	1.08	84	59	0.95	552	8.9
Gallinari	6-0	90	14.9	12-22	.545	7-12	.583	21-24	.875	2	12	14/2.3	12	2.0	9-17	2	0.33	1	2	0.33	52	8.7
Fournier	10-0	180	18.0	28-66	.424	15-41	.366	11-13	.846	3	19	22/2.2	12	1.2	17-6	9	0.90	9	2	0.20	82	8.2
Sasser	53-0	858	16.2	147-325	.452	59-149	.396	35-41	.854	7	74	81/1.5	160	3.0	73-47	31	0.58	52	8	0.15	388	7.3
Knox II	31-11	560	18.1	86-186	.462	31-94	.330	20-22	.909	18	57	75/2.4	23	0.7	50-22	13	0.42	22	7	0.23	223	7.2
Hayes	42-31	1,008	24.0	117-283	.413	22-74	.297	33-50	.660	11	108	119/2.8	205	4.9	75-54	36	0.86	51	20	0.48	289	6.9
Milton	4-0	63	15.8	11-26	.423	3-9	.333	2-3	.667	7	11	18/4.5	6	1.5	3-7	2	0.50	3	1	0.25	27	6.8
Wiseman	43-0	617	14.3	111-168	.661	0-2	.000	33-53	.623	65	114	179/4.2	28	0.7	91-41	8	0.19	36	25	0.58	255	5.9
Grimes	4-0	79	19.7	7-28	.250	4-19	.211	3-3	1.000	0	8	8/2.0	8	2.0	4-2	4	1.00	5	4	1.00	21	5.3
Umude	17-0	190	11.2	25-52	.481	17-31	.548	22-24	.917	4	27	31/1.8	9	0.5	28-17	4	0.24	11	5	0.29	89	5.2
Livers	23-6	469	20.4	40-116	.345	22-77	.286	12-18	.667	15	33	48/2.1	25	1.1	43-15	13	0.57	16	5	0.22	114	5.0
Morris	6-0	68	11.4	12-33	.364	2-11	.182	1-2	.500	2	10	12/2.0	8	1.3	1-2	1	0.17	2	1	0.17	27	4.5
Brown Jr.	6-0	83	13.8	9-25	.360	5-15	.333	2-2	1.000	2	14	16/2.7	6	1.0	5-3	1	0.17	3	0	0.00	25	4.2
Evbuomwan	2-0	16	8.1	3-3	1.000	1-1	1.000	0-0	.000	0	2	2/1.0	0	0.0	1-1	1	0.50	0	0	0.00	7	3.5
Flynn	8-0	71	8.9	11-32	.344	4-13	.308	2-4	.500	0	9	9/1.1	9	1.1	5-2	3	0.38	5	0	0.00	28	3.5
Muscala	13-4	171	13.2	15-44	.341	13-34	.382	2-4	.500	10	19	29/2.2	10	0.8	13-7	3	0.23	2	5	0.38	45	3.5
Rhoden	6-0	42	7.1	6-11	.545	1-4	.250	2-2	1.000	1	4	5/0.8	4	0.7	4-2	0	0.00	3	2	0.33	15	2.5
Harris	16-0	170	10.6	14-39	.359	10-30	.333	1-2	.500	3	10	13/0.8	10	0.6	19-4	3	0.19	4	2	0.13	39	2.4
Cazalon	1-0	3	2.6	0-0	.000	0-0	.000	0-0	.000	0	0	0/0.0	0	0.0	0-0	0	0.00	0	0	0.00	0	0.0
<b>PISTONS</b>	<b>62</b>	<b>14,941</b>	<b>241.0</b>	<b>2,594-5,510</b>	<b>.471</b>	<b>699-1,949</b>	<b>.359</b>	<b>1,067-1,367</b>	<b>.781</b>	<b>677</b>	<b>2,011</b>	<b>2,688/43.4</b>	<b>1,632</b>	<b>26.3</b>	<b>1,341-1,146</b>	<b>383</b>	<b>6.18</b>	<b>918</b>	<b>303</b>	<b>4.89</b>	<b>6,954</b>	<b>112.2</b>
<b>OPPONENTS</b>	<b>62</b>	<b>14,941</b>	<b>241.0</b>	<b>2,716-5,524</b>	<b>.492</b>	<b>742-1,962</b>	<b>.378</b>	<b>1,316-1,616</b>	<b>.814</b>	<b>596</b>	<b>2,043</b>	<b>2,639/42.6</b>	<b>1,657</b>	<b>26.7</b>	<b>1,146-1,341</b>	<b>544</b>	<b>8.77</b>	<b>720</b>	<b>373</b>	<b>6.02</b>	<b>7,490</b>	<b>120.8</b>

## RECENT GAMES

## PISTONS 118, NETS 112 – MARCH 7, 2024 – LITTLE CAESARS ARENA – DETROIT, MI – GAME #62 (10-52, 5-25 HOME)

TEAM	1	2	3	4	OT	FINAL	FG	FGA	FG%	3FG%	FT%	OR	DR	TR	A	PF	ST	TO	BS
BKN	16	41	24	31	-	112	41	84	.488	.415	.722	4	24	28	24	17	12	14	4
DET	26	28	31	33	-	118	43	82	.524	.400	.952	13	37	50	24	18	7	23	4
TEAM	HIGH PTS		HIGH REB		HIGH AST		TEAM	HIGH PTS		HIGH REB		HIGH AST							
DET	J. Ivey: 34		J. Duren: 14		C. Cunningham: 11		BKN	D. Schroder: 31		N. Claxton: 10		D. Schroder: 8							

**Key Moments:** Detroit built a 26-8 lead with 1:34 remaining in the first quarter, however, the Nets outscored the Pistons 49-28 over the next 13 minutes to take a three-point (57-54) lead at halftime...Detroit opened the fourth quarter on a 9-0 run to take a 107-98 advantage-- and led by at least four points the remainder of the game thanks to 13 points apiece in the closing frame from Cade Cunningham and Jaden Ivey...Detroit outrebounded Brooklyn by 22, 50-28, the 12th time they have recorded at least 50 rebounds this season and the fourth time they have outrebounded their opponent by at least 19...Cunningham and Ivey both scored 30+ points in the same game for the first time in their careers, combining for a career-high 66 points. It was the second time two Pistons have scored 30 points in a game this season (Cunningham/Bogdanovic, Jan. 3 vs UTA).

## HEAT 118, PISTONS 110 – MARCH 5, 2024 – KASEYA CENTER – MIAMI, FL – GAME #61 (9-52, 5-27 AWAY)

TEAM	1	2	3	4	OT	FINAL	FG	FGA	FG%	3FG%	FT%	OR	DR	TR	A	PF	ST	TO	BS
DET	26	34	28	22	-	110	39	89	.438	.286	.909	10	32	42	26	16	5	11	3
MIA	36	25	32	25	-	118	42	85	.494	.452	.870	8	34	42	27	14	7	9	5
TEAM	HIGH PTS					HIGH REB		HIGH AST			TEAM	HIGH PTS		HIGH REB			HIGH AST		
DET	C. Cunningham: 23					J. Duren: 10		C. Cunningham: 8			MIA	J. Butler: 26		B. Adebayo: 7			J. Butler: 8		

**Key Moments:** After five early lead changes, Miami jumped to a 10-point (36-26) lead by the end of the first period...Detroit trailed for the entire second quarter but shrunk the gap to one point (61-60) by halftime...Miami used an 11-0 run to break a tie and jump ahead 80-69 with 6:54 left in the third...Detroit climbed to within one point (106-105) with 2:40 left in the game and within three (111-108) with 1:15 left...Jimmy Butler scored seven points in the final minute to ice the game for Miami.

## MAGIC 113, PISTONS 91 – MARCH 3, 2024 – KIA CENTER – ORLANDO, FL – GAME #60 (9-51, 5-26 AWAY)

TEAM	1	2	3	4	OT	FINAL	FG	FGA	FG%	3FG%	FT%	OR	DR	TR	A	PF	ST	TO	BS
DET	27	23	21	20	-	91	33	86	.384	.222	.850	5	23	28	25	19	11	12	2
ORL	31	28	30	24	-	113	43	72	.597	.304	.800	7	41	48	24	16	7	22	6
TEAM	HIGH PTS		HIGH REB		HIGH AST		TEAM	HIGH PTS		HIGH REB		HIGH AST							
DET	E. Fournier: 17		A. Thompson: 6		C. Cunningham: 7		ORL	P. Banchoero: 29		P. Banchoero/W. Carter Jr./F. Wagner: 8		P. Banchoero: 5							

**Key Moments:** Detroit battled back from an early seven-point deficit to tie the game at 25-25 with 2:32 left in the first quarter...A tightly contested second quarter saw the Magic grow their lead to nine (59-50) by halftime...Orlando opened the third quarter on a 20-3 run to take a 26-point (79-53) lead with 6:37 left in the third...Orlando shot .647 FG% in the third, led by 13 points from Paolo Banchoero...The Pistons cut the lead to 13 (89-76) with 10:36 left in the fourth, but the Magic led by 15+ for the remainder of the game.





## TONIGHT'S OPPONENT NOTES

2023-24 REGULAR SEASON	PPG	OPP. PPG	FG%	3FG%	FT%	RPG	APG	SPG	TO	BPG
<b>Mavericks</b>	118.7	118.1	.480	.373	.758	42.2	25.3	6.67	12.3	4.60
<b>Pistons</b>	112.2	120.8	.471	.359	.781	43.4	26.3	6.18	15.4	4.89



2022-23 REGULAR SEASON INDIVIDUAL BESTS			2022-23 REGULAR SEASON MAVERICKS BESTS			2022-23 REGULAR SEASON TEAM		
Points	30	Bojan Bogdanovic vs. DAL 12/1/22	Points	53	Luka Dončić @ DAL 1/30/23	Biggest Win	6	vs. DAL 12/1/22
Rebounds	13	Marvin Bagley III vs. DAL 12/1/22	Rebounds	8	Dwight Powell @ DAL 1/30/23, Luka Dončić @ DAL 1/30/23, Christian Wood vs. DAL 12/1/22	Biggest Loss	6	@ DAL 1/30/23
Assists	8	Killian Hayes vs. DAL 12/1/22	Assists	10	Luka Dončić vs. DAL 12/1/22			

2023-24 REGULAR SEASON VS. MAVERICKS			2022-23 REGULAR SEASON VS. MAVERICKS			SERIES HISTORY VS. MAVERICKS				
DATE	SITE	TIME/RESULT	DATE	SITE	RESULT		ALL-TIME	STREAKS	LAST WIN	LAST LOSS
3/9/24	Detroit	7:00 pm	12/1/22	Detroit	W, 131-125 (OT)	Overall	43-40	Lost 1	12/1/22	1/30/23
4/12/24	Dallas	8:30 pm	1/30/23	Dallas	L, 105-111	Home	24-19	Won 1	12/1/22	4/1/22
						Road	19-21	Lost 5	12/14/16	1/30/23

## QUICK FACTS:

- The Mavericks are the only team this season that Detroit has not yet played.
- Jaden Ivey** has averaged 15.0 points, 4.5 assists and 2.5 rebounds in two career games against Dallas.
- Cade Cunningham** has played Dallas one time in his career with 25 points, seven rebounds, nine assists, two steals and one block in 38 minutes on April 6, 2022.
- Isaiah Stewart** has averaged 12.7 points, 10.3 rebounds and 1.2 assists in six career games against the Mavericks with
- Luka Dončić** has scored at least 30 points in six-of-seven career games against Detroit and scored 53 in his last game against the Pistons on Jan. 30, 2023...His 35.7 points per game against Detroit is the highest scoring average by any individual opponent in Pistons franchise history.
- Kyrie Irving** has never played the Pistons as a member of the Mavericks...He has averaged 28.9 points, 5.6 assists and 5.3 rebounds in his last 10 games against Detroit with 40 points in his last matchup on Jan. 26, 2023 with Brooklyn.

## SERIES TRENDS:

- Detroit leads the all-time series against Dallas, 43-40, but the Mavericks have won seven of the last 10.
- Dallas was on a five-game series winning streak before Detroit's victory on Dec. 1, 2022.

## CONNECTIONS:

- Mavericks forward **Markieff Morris** played 44 games for Detroit in 2019-20 and averaged 11.0 points, 3.9 rebounds and 1.6 assists in 22.5 minutes per game.
- In part of a three-team trade the 2021 deadline, the Chicago Bulls traded **Daniel Gafford** to Washington for **Troy Brown Jr.**...Gafford was teammates with Detroit center **Taj Gibson** in Washington last season...Gafford and Pistons forward **Stanley Umude** are two of nine active NBA players from University of Arkansas.

## LAST MEETING

## MAVERICKS 114, PISTONS 104 – OCTOBER 20, 2023 – AMERICAN AIRLINES CENTER – DALLAS, TX – GAME #4 (2-2, 2-1 AWAY)

TEAM	1	2	3	4	OT	FINAL	FG	FGA	FG%	3FG%	FT%	OR	DR	TR	A	PF	ST	TO	BS
DET	27	25	18	34	-	104	42	102	.412	.314	.563	16	42	58	29	20	5	15	6
DAL	40	19	32	23	-	114	39	91	.429	.425	.826	8	42	50	30	13	8	13	8
TEAM	HIGH PTS			HIGH REB			HIGH AST			TEAM	HIGH PTS			HIGH REB			HIGH AST		
DET	M. Cazalon: 16			A. Thompson: 11			Z. Simpson: 6			DAL	J. Green: 22			K. Irving: 8			K. Irving: 11		

**Key Moments:** Dallas Scored the first 10 points of the game before Detroit tied it at 13-13 with 6:07 left in the first...The lead changed four times as Dallas took a three-point (30-27) lead into the second quarter...A 7-0 run put the Pistons up eight (55-47) with 2:07 before halftime...A Bogdanovic 3-ball put Detroit up 11 (74-63) with 6:16 to play in the third quarter, but Dallas outscored them 8-1 down the stretch to trail by one (84-83) headed into the final frame...The Mavericks took the lead (85-84) with 11:22 left in the game and led by seven-or-less until the final buzzer.

**Inactive for Detroit:** Marvin Bagley III (Right Hand Metacarpals Fracture), Buddy Boeheim (G-League; Two-Way), Cade Cunningham (Left Tibia; Stress Fracture), Cory Joseph (Lower Back Soreness), Jared Rhoden (G-League; Two-Way).

**Inactive for Dallas:** Maxi Kleber (Right Hamstring Tear), A.J. Lawson (G-League; Two-Way), Christian Wood (Left Thumb Fracture)







# - DIGITS OF DETROIT -



free throw percentage by the Pistons (81-of-91) over their past four games, tied as the ninth-highest free throw percentage across four games in franchise history. They lead the NBA in free throw percentage in this span and are 8th in the NBA with a .801 FT% since the All-Star break. Detroit made 20-of-21 (.952 FT%) against Brooklyn (3/7) and 20-of-22 (.909) against Miami (3/5).

combined points from **Cade Cunningham** (32) and **Jaden Ivey** (34) against the Nets on Thursday, the first time both players have scored 30+ in the same game and the most combined points in their career. They both scored 13 points apiece in the fourth quarter to seal the win. It is the second time this season two Pistons have scored 30+ (1/3 vs UTA, Cunningham/Bogdanovic).



players that have reached at least 2500 points and 800 assists in less than 130 career games. **Cade Cunningham** accomplished the feat in his 128th career game on Thursday, joining Oscar Robertson (83 games) Allen Iverson (111), Luka Doncic (114), Trae Young (114) and LeBron James (123). Cunningham dropped his 14th 30-point game of the season against the Nets.

3-pointers made as a Piston by **Simone Fontecchio**, tied as the sixth-most through 11 career games as a Piston in franchise history. He has made at least two 3-pointers in nine games with Detroit and tied his career-high of five (5-of-12 3PM) against Miami. He has scored 154 points as a Piston, his most over any career 11-game span.



Detroit's advantage on the boards against Brooklyn, out-rebounding them 50-to-28. It tied their largest rebound margin of the season, joining their 57-to-35 outing against the Clippers on Feb. 10. Detroit has outrebounded their opponent by at least 19 in four games this season, tied as the third-most in the NBA and their most in a season since 2016-17 (five times).

players that have appeared in a game as a Piston this season, tied with the 2021-22 campaign for the most in franchise history and tied as the 10th-most in NBA history. **Taj Gibson** will be their 28th different player if he appears in a game, setting the franchise record and tied for the fourth-most in NBA history. Gibson will be the 54th player to take the court as a Piston over the past three seasons.



personal fouls called on the Pistons this season, which is the most in the NBA per game (21.6). Detroit has allowed the most opponent free throw attempts per game (26.1) in the league as well. Since the All-Star break (Feb. 22), Detroit has allowed the sixth-most free throw attempts per game (21.9) and have attempted the 10th-most (21.4).



## Monty Williams

Head Coach • 1st Season with the Pistons • 9th season as a Head Coach in the NBA

CAREER REGULAR SEASON RECORD (10TH SEASON): 376-388 (.492)

REGULAR SEASON RECORD WITH PISTONS (1ST SEASON): 10-52 (.161)

CAREER PLAYOFF RECORD (5 PLAYOFF APPEARANCES): 29-27 (.518)

Monty Williams was named head coach of the Detroit Pistons on June 2, 2023.

The 2021-22 NBA Coach of the Year joined Detroit after serving as head coach of the Phoenix Suns for four years, leading the club to its first NBA Finals berth since 1993, a franchise-record 64 wins during the 2021-22 season and a Western Conference title, two Pacific Division titles and three playoff appearances in four seasons.

Over nine seasons as an NBA head coach with Phoenix and the New Orleans Hornets/Pelicans, Williams holds a .522 regular season winning percentage (367-336) including a .518 playoff winning percentage (29-27). In addition to nine seasons as an NBA head coach, he has totaled seven seasons as an assistant coach, two seasons in a front office role, one season as a coaching intern and nine seasons as a player, giving him 28 years of NBA experience since being drafted in 1994.

Williams took over the Suns in 2019-20, one year after the team had the second-worst record (19-53) in the NBA. In his first two seasons he led the team to consecutive increases of at least 15 wins despite fewer games being played in both the 2019-20 and 2020-21 shortened seasons. By accomplishing this, the Suns became just the fifth team in NBA history to increase its win total by 15-plus games in successive seasons. Over the last 45 years, the Suns became just the third team to improve from a bottom two record to a top two record in two seasons or less.

In his first season as Suns head coach, Williams helped transform the team's culture and oversaw a 15-win improvement from the season before his arrival despite playing nine fewer games, tied for the largest improvement in the NBA in 2019-20. He was named the NBA Head Coach of the Seeding Games after guiding the Suns to an 8-0 record in the NBA Bubble.

Williams led the Suns to another 15+-win improvement in 2020-21 (51-31), as Phoenix captured their first Pacific Division title since 2007. The Suns led the NBA in assists (27.2 per game) with the 10th-best scoring offense. The high-powered offense sent Phoenix to their first NBA Finals appearance since 1993 by defeating the L.A. Lakers (4-2), Denver Nuggets (4-0) and Los Angeles Clippers (4-2) to secure the Western Conference Title. The Suns fell to the Milwaukee Bucks (2-4) in the Finals despite Devin Booker's 28.2 points per game.

Williams guided the Suns to the best Western Conference record in the first half of the 2021-22 season, earning a berth as head coach of Team LeBron in the 2022 NBA All-Star Game in Cleveland. He led the Suns to the NBA's best record and second consecutive Pacific Division title in 2021-22 and set the franchise record for wins (64) and road wins in a season (32).

For his success, Williams was named the recipient of the Red Auerbach Trophy as the 2021-22 NBA Coach of the Year. He joined Cotton Fitzsimmons (1988-89) and Mike D'Antoni (2004-05) as the only Suns coaches to win the award. Recognized by his peers in an honor voted on by all 30 NBA head coaches, Williams won the Michael H. Goldberg NBCCA Coach of the Year Award in back-to-back seasons in 2020-21 and 2021-22. During his tenure in Phoenix, Williams earned four Western Conference Coach of the Month Awards to join Alvin Gentry and Mike D'Antoni as the only Suns coaches to win the award multiple times in the same season. He joined D'Antoni as the only Suns coaches to win the award at least four times while with Phoenix.

Prior to his time in Phoenix, Williams spent five seasons as head coach of the New Orleans Hornets/Pelicans from 2010-2015, leading the team to two playoff appearances. In his first season, the Hornets won 46 games and he was named Western Conference Coach of the Month for January, 2011 and led New Orleans' return to the playoffs after missing the season prior.

Following the departure of All-NBA guard Chris Paul prior to the 2011-12 season, Williams oversaw the growth and development of one of the league's youngest rosters, increasing the team's win total in three straight seasons culminating in 45 wins in 2014-15. Williams earned his start in coaching as a coaching intern with the San Antonio Spurs for the 2004-05 season when the team won an NBA Championship. Before returning to the bench in 2018-19 as an assistant with Philadelphia, he spent two seasons in the Spurs' front office as vice president of basketball operations from 2016-2018.

Williams also served as one of three assistant coaches for the USA Basketball Men's National Team from 2013-2016. As a member of Mike Krzyzewski's staff, he assisted the USA to perfect overall record of 26-0 and a gold medal at the 2014 FIBA World Cup in Spain and the 2016 Olympics in Brazil.

Drafted 24th overall in the 1994 NBA Draft by the Knicks out of the University of Notre Dame, Williams played nine seasons in the NBA and averaged 6.3 points in 456 games with New York, San Antonio, Denver, Orlando and Philadelphia. Of the seven head coaches he played for throughout his NBA career, six won the NBA Coach of the Year Award at least once at some point in their careers (Pat Riley, Don Nelson, Gregg Popovich, Mike D'Antoni, Doc Rivers, Larry Brown) and four have been enshrined in the Naismith Basketball Hall of Fame (Riley, Nelson, Brown, Popovich).

Williams was born in Fredericksburg, Virginia and attended Potomac High School in Oxon Hill, Maryland. Recognized as a revered friend and role model to many in the basketball community and beyond, Williams was also named the recipient of the inaugural Sager Strong Award at the 2017 NBA Awards. The award honors the late, iconic Turner Sports sideline reporter, Craig Sager, and presented annually to an individual who has been a trailblazer while exemplifying courage, faith, compassion and grace.

### MONTY WILLIAMS' OVERALL RECORD

#### REGULAR SEASON

Year	Team	W-L	Pct
2010-11	Hornets	46-36	.561
2011-12	Hornets	21-45	.318
2012-13	Hornets	27-55	.329
2013-14	Pelicans	34-48	.415
2014-15	Pelicans	45-37	.549
2019-20	Suns	34-39	.466
2020-21	Suns	51-21	.708
2021-22	Suns	64-18	.780
2022-23	Suns	44-37	.543
2023-24	Pistons	10-52	.161
<b>TOTALS</b>		<b>376-388</b>	<b>.492</b>

### MONTY WILLIAMS' ALL-TIME RECORD VS. THE NBA (ENTERING 03/09/2024)

#### VS. EAST CONFERENCE: 155-137

TEAM	W	L	TEAM	W	L	TEAM	W	L
76ers	12	8	Bucks	12	9	Hawks	9	10
Celtics	10	8	Bulls	12	8	Heat	8	11
Knicks	9	9	Cavaliers	11	8	Hornets	16	4
Nets	11	9	Pacers	7	14	Magic	11	10
Raptors	8	11	Pistons	12	5	Wizards	7	13
<b>ATLANTIC</b>	<b>50</b>	<b>45</b>	<b>CENTRAL</b>	<b>54</b>	<b>44</b>	<b>SOUTHEAST</b>	<b>51</b>	<b>48</b>

#### VS. WEST CONFERENCE: 221-251

TEAM	W	L	TEAM	W	L	TEAM	W	L
Jazz	18	14	Clippers	13	21	Grizzlies	16	19
Nuggets	13	21	Kings	19	17	Mavericks	16	17
Thunder	15	19	Lakers	14	20	Pelicans	8	6
Timberwolves	19	11	Suns	8	12	Rockets	17	17
Trail Blazers	16	18	Warriors	13	21	Spurs	16	18
<b>NORTHWEST</b>	<b>81</b>	<b>83</b>	<b>PACIFIC</b>	<b>67</b>	<b>91</b>	<b>SOUTHWEST</b>	<b>73</b>	<b>77</b>

CAREER REGULAR SEASON RECORD: 376-388

REGULAR SEASON RECORD WITH PISTONS: 10-52

2023-24 COACHES CHALLENGE	TOTAL	SUCCESSFUL	UNSUCCESSFUL	PCT
Detroit Pistons	23	12	11	52.2%





## TEAM NOTES 2023-24

**CHARITABLE DONATION:** In a win against the Kings on Feb. 7, Detroit shot a perfect 22-of-22 from the free throw line. It was their second time this season going perfect from the stripe, joining a 9-of-9 effort against the Grizzlies on Dec. 12. It was their fifth-most makes from the line without missing a shot in franchise history and the most since they went 24-of-24 against Milwaukee on Jan. 12, 2012. It was the fifth-most free throws made without a miss by any team this season.

**The Pistons have shot .890 FT% (81-of-91) over their past four games, tied as the ninth-highest free throw percentage across four games in franchise history. They lead the NBA in free throw percentage in this span and are 8th in the NBA with a .801 FT% since the All-Star break.**

**COMEBACK CITY:** After trailing by 23 points (92-69) with 4:59 left in the third quarter against Portland on Feb. 8, the Pistons stormed back to earn a 128-122 victory in overtime. It was tied as the team's largest comeback win since 1997-98, joining Jan. 8, 2021 against Phoenix. It was three points behind their franchise-record 26-point comeback on Feb. 8, 1974, also against Phoenix. Jalen Duren scored 27 points with a career-high 22 rebounds in the win, Jaden Ivey had 26 points on 7-of-7 3FG and Cade Cunningham scored 23, the first time the trio has each scored 20+ points in the same game.

**RUN IT UP:** Detroit scored 148 points against Utah on Jan. 3, 2024. It was their most points of the season and the most in franchise history since their NBA-record 186 against Denver in a triple overtime contest on Dec. 13, 1983. The Pistons have scored at least 140 points 32 times in franchise history and four times since 2000. They scored 141 in an overtime win against Charlotte last season (12/14/22).

**DIME CITY:** The Pistons dished out 30+ assists in five consecutive games from Jan. 10-20, the second-longest streak in franchise history (6, April 4-12, 1985) and tied as the fourth-longest streak in the NBA this season.

**SECOND UNIT SCORERS:** Led by sixth man Marcus Sasser, Detroit's second unit ranks 7th in the NBA with 39.8 points per game and 11th with a .362 3PT% this season.

On Jan. 20 against Milwaukee, the Pistons tied their franchise record with 85 bench points, the most by any bench unit in the NBA this season. The bench scored 60+ points in three of four games from Jan. 15 - 22.

**EVERY DAY I'M HUSTLIN:** See below where the Pistons rank among the league in a number of hustle categories:

### LOOSE BALLS RECOVERED

TEAM	PER GAME
Dallas	6.3
Philadelphia	6.2
Phoenix	6.1
Memphis	6.1
Golden State	5.9
New Orleans	5.8
Indiana	5.7
Toronto	5.6
New York	5.6
<b>Detroit</b>	<b>5.5</b>

**Ausar Thompson** is 19th in the NBA with **51** loose balls recovered (0.8 per game)

### CONTESTED SHOTS

TEAM	PER GAME
Oklahoma City	48.8
<b>Detroit</b>	<b>48.2</b>
Boston	47.0
Golden State	45.5
Utah	45.2
Indiana	45.0

### PACE

TEAM	PACE
Washington	103.5
Indiana	102.6
San Antonio	102.2
Atlanta	101.9
Milwaukee	101.4
L.A. Lakers	101.2
Oklahoma City	100.9
Dallas	100.9
Utah	100.9
<b>Detroit</b>	<b>100.8</b>

Number of possessions per 48 minutes

### SCREEN ASSIST PTS

TEAM	PTS
Golden State	28.5
Sacramento	25.3
Charlotte	23.4
Dallas	23.2
Cleveland	22.6
Denver	21.9
Atlanta	21.7
<b>Detroit</b>	<b>21.4</b>
New York	20.4

Average number of points scored directly off of a screen per game





**YOUTH MOVEMENT:** As of February 27, 2024, Detroit sports the second-youngest roster in the NBA. With a starting lineup all under 23 years old (see chart below), the Pistons are the youngest roster in the league, weighted by minutes played. Evan Fournier (31 years old), Simone Fontecchio (28) and Shake Milton (27) are the only players on the roster over the age of 25.

### YOUNGEST ROSTERS, NBA 2022-23

TEAM	AVG. AGE	AGE, WEIGHTED BY MINUTES PLAYED
San Antonio Spurs	23.01	22.86
<b>Detroit Pistons</b>	<b>23.95</b>	<b>21.98</b>
Portland Trail Blazers	24.21	24.92
Oklahoma City Thunder	24.23	23.24
Utah Jazz	24.48	25.43

Acquired in a draft-day deal after being selected 16th overall by Portland in 2020, **Isaiah Stewart** is the longest-tenured Piston on the roster (four seasons)

Data provided by Michael Marzec, [NBAAge.com](https://NBAAge.com)

**START 'EM YOUNG:** Detroit's starting lineup is comprised of five lottery picks under 23 years old, with an average age of 21.6 years old. When all five of **Cade Cunningham**, **Jaden Ivey**, **Ausar Thompson**, **Isaiah Stewart** and **Jalen Duren** started together for the first time on November 27, 2023 against Washington, it was just the 11th time in franchise history that all five Pistons starters were younger than 22 years, 190 days old. It was the third such unique lineup, joining Cunningham, Thompson, Stewart, Duren and Killian Hayes (eight times, 10/25 to 11/10/23) and Ivey, Hayes, Duren, R.J. Hampton and James Wiseman (twice, 4/7 to 4/9/23).

### PISTONS STARTERS UNDER 23 YEARS OLD



**Cade Cunningham**  
22 years, 165 days



**Jaden Ivey**  
22 years, 24 days



**Ausar Thompson**  
21 years, 38 days



**Isaiah Stewart**  
22 years, 291 days



**Jalen Duren**  
20 years, 111 days

**HITTING THE LOTTERY:** The Pistons have had 10 players formerly drafted in the lottery (first round, picks 1-14) suit up for them this season, the most in the NBA (Indiana, Sacramento, Toronto, nine). It is tied as the 22nd-most lottery picks to play for a team in NBA history and it is the eighth instance in the last 10 seasons (since 2013-14). See below the list of lottery picks that have donned a Pistons jersey this season:

**HITTING THE COURT:** As of March 6, 2024, the Detroit Pistons have had 27 players appear in a game, tied with 2021-22 for the most in a single season in franchise history and the 10th-most in NBA history. The addition of **Taj Gibson** will be their 28th different player if he appears in a game, setting the franchise record and tied for the fourth-most in NBA history. The all-time NBA record is 30 unique players on Houston in 2020-21, and Milwaukee and Washington both had 29 in 2021-22. Gibson will be the 54th player to take the court as a Piston over the past three seasons.

### FORMER LOTTERY PICKS, PISTONS 2023-24

NAME	YEAR	PICK	TEAM
Ausar Thompson	2023	5	DET
Jaden Ivey	2022	5	DET
Jalen Duren	2022	13	CHA
Cade Cunningham	2021	1	DET
James Wiseman	2020	2	GSW
*Killian Hayes	2020	7	DET
*Marvin Bagley III	2018	2	SAC
*Kevin Knox II	2018	9	NYK
*Alec Burks	2011	12	UTA
*Danilo Gallinari	2008	6	NYK

\*No longer on Detroit's active roster





#27) BUDDY BOEHEIM  
G • 2ND SEASON IN THE NBA  
HT: 6'6" • WT: 195  
SYRACUSE/USA



#7) TROY BROWN JR.  
G/F • 6TH SEASON IN THE NBA  
HT: 6'6" • WT: 209  
OREGON/USA




#2) CADE CUNNINGHAM  
G • 3RD SEASON IN THE NBA  
HT: 6'6" • WT: 217  
OKLAHOMA STATE/USA



#0) JALEN DUREN  
C • 2ND SEASON IN THE NBA  
HT: 6'10" • WT: 250  
MEMPHIS/USA




#18) TOSAN EVBUOMWAN  
F • ROOKIE  
HT: 6'8" • WT: 219  
PRINCETON/UNITED KINGDOM




#14) MALACHI FLYNN  
G • 4TH SEASON IN THE NBA  
HT: 6'1" • WT: 185  
SAN DIEGO STATE/USA



#19) SIMONE FONTECCHIO  
F • 2ND SEASON IN THE NBA  
HT: 6'7" • WT: 200  
BASKONIA/ITALY



#31) EVAN FOURNIER  
G/F • 12TH SEASON IN THE NBA  
HT: 6'7" • WT: 213  
POITIERS BASKET 86/France



#67) TAJ GIBSON  
C • 15TH SEASON IN THE NBA  
HT: 6'9" • WT: 234  
USC/USA



#24) QUENTIN GRIMES  
G • 3RD SEASON IN THE NBA  
HT: 6'5" • WT: 207  
HOUSTON/USA



#23) JADEN IVEY  
G • 2ND SEASON IN THE NBA  
HT: 6'4" • WT: 195  
PURDUE/USA



#8) JARED RHODEN  
G • 2ND SEASON IN THE NBA  
HT: 6'6" • WT: 210  
SETON HALL/USA



#25) MARCUS SASSER  
G • ROOKIE  
HT: 6'2" • WT: 195  
HOUSTON/USA



#28) ISAIAH STEWART  
C • 4TH SEASON IN THE NBA  
HT: 6'9" • WT: 250  
WASHINGTON/USA



#9) AUSAR THOMPSON  
F • ROOKIE  
HT: 6'7" • WT: 215  
OVERTIME ELITE/USA



#17) STANLEY UMUIDE  
G • 1ST SEASON IN THE NBA  
HT: 6'6" • WT: 210  
ARKANSAS/USA



#13) JAMES WISEMAN  
C • 4TH SEASON IN THE NBA  
HT: 7'0" • WT: 255  
MEMPHIS/USA



## 7 • GUARD/FORWARD

## TROY BROWN JR.

6th Season in the NBA  
1st Season with the Pistons

**PRIOR:**  
Oregon

**HEIGHT:** 6-6  
**WEIGHT:** 209  
**BIRTHDATE:** 07/28/99  
**COUNTRY:** USA  
**ACQUIRED:** ACQUIRED VIA TRADE ON 2/7/24



	GP	GS	PPG	RPG	APG	SPG	BPG	MPG	FG%	3FG%	FT%
2023-24	43	3	4.2	2.0	1.0	0.21	0.05	11.5	.427	.364	.875
Career	340	87	6.3	3.6	1.4	0.65	0.12	18.9	.429	.355	.780

	POINTS	REB	AST	BLK	STL	DBL-DBL	TPL-DBL
2023-24	10+	20+	30+	10+	10+	3+	3+
2023-24	4	1	--	--	--	--	--
Career	75	8	--	12	--	--	17

## RECENT GAMES

OPPONENT	W/L	MIN	FG-A	3P-A	FT-A	OR	DR	TR	A	PF	ST	TO	BS	PTS
3/7 vs. BKN	W													
3/5 at MIA	L													
3/3 at ORL	L	8:32	0-1	0-0	0-0	0	0	0	0	0	0	0	0	0
3/1 vs. CLE	L													
2/27 at CHI	W													

	2023-24 HIGHS	CAREER HIGHS
PTS	20 at MEM 12/8/23	26 at NYK 12/23/19
FGM	8 at MEM 12/8/23	10 vs. DEN 1/4/20
FGA	10 at MEM 12/8/23	18 vs. NYK 12/28/19
3FGM	4 at MEM 12/8/23	5 at DEN 3/31/19
3FGA	8 vs. SAS 12/6/23	10 vs. MEM 1/20/23
FTM	4 3 times (vs. OKC, 11/28/23)	6 3 times (vs. NOP, 11/2/22)
FTA	6 vs. OKC 11/28/23	7 3 times (@ ORL, 1/8/20)
OREB	3 vs. SAC 11/24/23	7 at BKN 1/30/23
DREB	6 at NOP 12/11/23	12 vs. DEN 1/4/20
TREB	7 vs. SAC 11/24/23	17 at BKN 1/30/23
ASTS	4 2 times (vs. IND, 12/16/23)	8 2 times (vs. IND, 8/3/20)
STLS	1 9 times (@ PHX, 2/14/24)	6 vs. DET 1/11/22
BLKS	1 2 times (vs. SAS, 12/6/23)	2 4 times (vs. CHI, 3/26/23)
MINS	32 at CHA 12/2/23	42 at DEN 3/31/19

**NEW FACES:** Brown Jr. was acquired from Minnesota on February 8 along with Shake Milton and a 2030 second round pick for Monte Morris.

**PRIOR TO THE PISTONS:** Recorded his eighth career 20-point game on Dec. 8 against Memphis on 8-of-10 shooting and 4-of-6 from behind the line.... Nailed multiple 3-pointers eight times...Had 10 points with seven rebounds against Sacramento on Nov. 24...Scored 17 points on 5-6 FG, 3-4 3FG, 4-6 FT on Nov. 28 against Oklahoma City.

**2022-23 SEASON SUMMARY:** Appeared in 76 games (45 starts) with the Los Angeles Lakers, averaging 7.1 points, 4.1 rebounds and 1.3 assists in 24.5 minutes...Led the team in rebounds twice, assists once, steals 20 times and blocks six times...Scored in double figures 22 times...Tallied two double-doubles... Had a season-high 19 points with one rebound, four assists, one steal and a career-high two blocks on March 1 at Oklahoma City...Recorded 11 points, a career-high 17 rebounds and four assists on Jan. 30 at Brooklyn, good for his second double-double of the season...Had first double-double of the season on Nov. 2 vs. New Orleans with 15 points and 10 rebounds...Made Lakers debut on Oct. 23 vs. Portland, tallying four points, four rebounds, one assist and one steal...Missed two games (Oct. 18-20) with low back soreness, one game (Nov. 30) with left foot soreness and three games (Jan. 6-9) with a left quad strain...(Play-In): Appeared in one game against the Minnesota Timberwolves, tallying two points, four rebounds, two assists and two steals in 17 minutes...Playoffs: Appeared in 12 of the Lakers 16 playoff games in 2023, averaging 1.8 points and 2.0 rebounds in 10.3 minutes of action per game...Saw his best game of the playoffs on Apr. 24 vs. Memphis when he finished with six points on 3-of-5 shooting and four rebounds

**PERSONAL:** Played one season at University of Oregon in 2017-18, averaging 11.3 points and 6.2 rebounds, starting all 35 games...Son of Lynn and Troy Brown Sr...His mother ran track and father played basketball at Texas A&M University-Kingsville... Both parents are also State of Nevada corrections officers...His sister Jada played basketball at Kansas (graduated in 2017)...Named to the 2017 McDonald's All-America team and played in the McDonald's All-America Game, where he scored 12 points with 7 rebounds...Named First Team All-Nevada by USA Today (2016)... All-American honorable mention both his sophomore and junior years... Three-time All-State first team...One of 18 players on the 2016 USA Basketball Men's U17 World Championship Team...Selected to play in the 2017 Jordan Brand Classic...One of 12 players chosen to play in the 2017 Nike Hoop Summit hosted by USA basketball







2 • GUARD

## CADE CUNNINGHAM

3rd Season in the NBA  
3rd Season with the Pistons

**PRIOR:**  
Oklahoma State

**HEIGHT:** 6-6  
**WEIGHT:** 217  
**BIRTHDATE:** 09/25/01  
**COUNTRY:** USA  
**ACQUIRED:** 1ST OVERALL IN 2021



	GP	GS	PPG	RPG	APG	SPG	BPG	MPG	FG%	3FG%	FT%
2023-24	52	52	22.4	4.1	7.5	0.87	0.38	33.9	.452	.364	.861
Career	128	128	19.7	5.0	6.4	1.04	0.55	33.2	.432	.331	.853

	POINTS	REB	AST	BLK	STL	DBL-DBL	TPL-DBL
2023-24	10+	20+	30+	10+	10+	3+	3+
2023-24	47	36	14	--	14	--	4
Career	110	67	17	8	22	3	11

## RECENT GAMES

OPPONENT	W/L	MIN	FG-A	3P-A	FT-A	OR	DR	TR	A	PF	ST	TO	BS	PTS
3/7 vs. BKN	W	38:06	10-22	4-8	8-9	1	4	5	11	0	0	5	1	32
3/5 at MIA	L	33:54	8-20	4-8	3-3	1	3	4	8	2	0	3	0	23
3/3 at ORL	L	22:55	4-12	1-4	0-0	0	2	2	7	2	1	1	0	9
3/1 vs. CLE	L	36:50	6-19	2-8	7-7	0	3	3	10	3	1	1	0	21
2/27 at CHI	W	36:05	9-13	3-5	5-7	1	4	5	5	0	0	3	1	26

**Injury List** — Missed 8 games due to Left Knee; Strain (1/9 through 1/24/24); Missed 2 games due to Left Knee; Injury Management (1/28; 2/7)

Cade Cunningham ranks **25th** in the NBA with **22.4** points and **9th** with **7.5** assists per game

Since returning from the All-Star break on Feb. 22, Cunningham ranks **15th** among qualified NBA players with 24.9 PTS, **9th** with 7.6 AST and **8th** with a .482 3PT% (min. 30 3PA).

	2023-24 HIGHS	CAREER HIGHS
PTS	43 at ATL 12/18/23	43 at ATL 12/18/23
FGM	16 at ATL 12/18/23	16 at ATL 12/18/23
FGA	27 3 times (@ MIL, 11/8/23)	27 4 times (@ MIL, 11/8/23)
3FGM	5 2 times (@ NYK, 2/26/24)	6 2 times (vs. DEN, 1/25/22)
3FGA	9 4 times (@ IND, 2/22/24)	11 3 times (@ BKN, 3/29/22)
FTM	11 vs. DEN 11/20/23	11 vs. DEN 11/20/23
FTA	12 vs. PHI 12/13/23	12 vs. PHI 12/13/23
OREB	2 3 times (@ NYK, 2/26/24)	5 vs. CLE 1/30/22
DREB	8 2 times (vs. BKN, 12/26/23)	11 vs. LAL 11/21/21
TREB	9 vs. BKN 12/26/23	12 2 times (@ TOR, 3/3/22)
ASTS	13 at UTA 1/3/24	13 at UTA 1/3/24
STLS	3 4 times (@ BOS, 12/28/23)	4 2 times (vs. PHI, 3/31/22)
BLKS	2 3 times (@ NYK, 2/26/24)	4 vs. DEN 1/25/22
MINs	44 at ATL 12/18/23	44 at ATL 12/18/23

**ELITE COMPANY:** See below a list of Cade's top performances from the season:

- November 8, 2023 vs MIL:** Scored 33 points with eight rebounds and eight assists for his third career 33-8-8 performance. Joined Grant Hill (five times), Dave Bing (five times), Isiah Thomas (three times) and Bob Lanier (twice) as the only players in franchise history to reach such minimums in a game multiple times.
- December 18, 2023 at ATL:** Scored a career-high 43 points with five rebounds, seven assists, three steals and one block. Joined Isiah Thomas (12/13/83 vs DEN) as the only players in franchise history with such minimums in a game. First 40-point game for the franchise since Jerami Grant (3/19/2022).
- December 26, 2023 vs BKN:** Became first player in franchise history with 41 points (15-21 FG, 3-4 3FG, 8-10 FT), nine rebounds, five assists, one steal and one block in a game. Set the franchise record for most points in a half with 35 (broke his own record [four-way tie] of 31). Became first Piston since Jerry Stackhouse (2001) with multiple 40-point games in a month.
- December 30, 2023 vs TOR:** With 30 points, 12 assists, one steal and zero turnovers, joined Chauncey Billups (March 30, 2007) as the only players in franchise history with at least 30 PTS, 12 AST and zero turnovers in a game. It was the 30th such performance in NBA history and snapped Detroit's 28-game losing streak. Capped a streak of 32.5 points, 5.3 rebounds, 8.2 assists, 1.8 steals and .500 3PT% over six games (12/18-30), joining Grant Hill as the only Pistons with such minimums over any six-game stretch.

**30-BURGERS:** Detroit's leading scorer, Cunningham scored 30+ points in five of six games from December 26 to January 5. He averaged 28.3 points, 4.8 rebounds, 8.7 assists, 1.0 steals and 0.8 blocks while shooting .525 FG% in 37.0 minutes per game in that span.

**ONCE IN A GENERATION:** Cunningham is off to one of the best offensive starts to a season in franchise history (see tables below):

### MOST 30-POINT GAMES THROUGH 62 GAMES OF THE SEASON, FRANCHISE HISTORY PAST 30 SEASONS:

YEAR	NAME	COUNT
2000-01	Jerry Stackhouse	32
1999-00	Grant Hill	23
2018-19	Blake Griffin	20
<b>2023-24</b>	<b>Cade Cunningham</b>	<b>14</b>

### FEWEST GAMES TO 1,000 POINTS AND 350 ASSISTS IN A SEASON, FRANCHISE HISTORY

YEAR	NAME	GAMES
1984-85	Isiah Thomas	45
<b>2023-24</b>	<b>Cade Cunningham</b>	<b>48</b>
1986-87	Isiah Thomas	49
1984-85	Isiah Thomas	49



**GENERATIONAL:** See below where Cunningham has made a mark on Pistons **franchise** record books:

## THROUGH **128** CAREER GAMES, MOST...

### POINTS

YEAR	NAME	PTS	AVG
1981-83	Kelly Tripuka	3011	23.5
1966-68	Dave Bing	2944	23.0
1994-96	Grant Hill	2638	20.6
1959-61	Bailey Howell	2596	20.3
<b>2021-24</b>	<b>Cade Cunningham</b>	<b>2517</b>	<b>19.7</b>
1981-83	Isiah Thomas	2435	19.0

### ASSISTS (PAST 50 SEASONS)

YEAR	NAME	AST	AVG
1981-83	Isiah Thomas	973	7.6
<b>2021-24</b>	<b>Cade Cunningham</b>	<b>817</b>	<b>6.4</b>
1994-96	Grant Hill	742	5.8
2020-24	Killian Hayes	608	4.8
<b>2022-24</b>	<b>Jaden Ivey</b>	<b>587</b>	<b>4.6</b>
1985-87	Joe Dumars	577	4.5

### STEALS (PAST 50 SEASONS)

YEAR	NAME	STL	AVG
1981-83	Isiah Thomas	219	1.7
1994-96	Grant Hill	202	1.6
1993-95	Lindsey Hunter	180	1.4
2010-12	Greg Monroe	149	1.2
2020-24	Killian Hayes	144	1.1
2012-14	Andre Drummond	144	1.1
<b>2021-24</b>	<b>Cade Cunningham</b>	<b>133</b>	<b>1.0</b>

### 3-POINTERS

YEAR	NAME	3PM	3PT%
2020-22	Saddiq Bey	324	.364
<b>2021-24</b>	<b>Cade Cunningham</b>	<b>233</b>	<b>.331</b>
2011-13	Brandon Knight	211	.377
<b>2022-24</b>	<b>Jaden Ivey</b>	<b>203</b>	<b>.349</b>
2017-19	Luke Kennard	171	.401
2018-20	Svi Mykhailiuk	158	.378

### 30-POINT GAMES

YEAR	NAME	COUNT
1966-68	Dave Bing	36
1981-83	Kelly Tripuka	31
<b>2021-24</b>	<b>Cade Cunningham</b>	<b>17</b>
1959-61	Bailey Howell	15
1970-72	Bob Lanier	15
1981-83	Isiah Thomas	12
1994-96	Grant Hill	11

On March 7 against Brooklyn, in his 128th career game, Cade Cunningham became the **sixth-fastest** player in NBA history to reach **2500** career points and **800** assists, behind Oscar Robertson (83 games), Allen Iverson (111), Luka Doncic and Trae Young (114) and LeBron James (123).







O • CENTER

# JALEN DUREN

2nd Season in the NBA  
2nd Season with the Pistons

**PRIOR:**  
Memphis

**HEIGHT:** 6-10  
**WEIGHT:** 250  
**BIRTHDATE:** 11/18/03  
**COUNTRY:** USA  
**ACQUIRED:** VIA NYK (7/6/22)



	GP	GS	PPG	RPG	APG	SPG	BPG	MPG	FG%	3FG%	FT%
2023-24	47	46	13.9	11.8	2.6	0.49	0.85	30.1	.628	.000	.770
Career	114	77	11.1	10.1	1.7	0.59	0.87	27.1	.638	.000	.681

	POINTS	REB	AST	BLK	STL	DBL-DBL	TPL-DBL
2023-24	41	7	--	34	--	5	--
Career	70	10	1	62	--	11	2

## RECENT GAMES

OPPONENT	W/L	MIN	FG-A	3P-A	FT-A	OR	DR	TR	A	PF	ST	TO	BS	PTS
3/7 vs. BKN	W	29:51	6-8	0-0	0-0	3	11	14	4	3	2	3	0	12
3/5 at MIA	L	31:55	5-5	0-0	4-4	4	6	10	3	5	0	2	0	14
3/3 at ORL	L	24:34	4-9	0-0	3-3	1	3	4	2	3	1	3	0	11
3/1 vs. CLE	L	30:52	4-7	0-0	6-7	4	6	10	2	5	0	1	1	14
2/27 at CHI	W	31:18	5-9	0-0	4-4	2	8	10	5	4	1	5	3	14

**Injury List** — Missed 9 games due to Left Ankle; Sprain (11/1; 12/8 through 12/23/23); Missed 1 game due to Bilateral Ankle Soreness (11/6); Missed 2 games due to Right Ankle; Soreness (11/12 through 11/14/23); Missed 3 games due to Right Ankle; Injury Management (11/17 through 11/20/23)

	2023-24 HIGHS	CAREER HIGHS
PTS	27 at POR 2/8/24	30 vs. SAS 2/10/23
FGM	10 vs. SAS 1/10/24	13 vs. SAS 2/10/23
FGA	16 vs. SAS 1/10/24	20 vs. SAS 2/10/23
3FGM	--	--
3FGA	1 3 times (@ POR, 2/8/24)	1 5 times (@ POR, 2/8/24)
FTM	9 at POR 2/8/24	9 at POR 2/8/24
FTA	10 at POR 2/8/24	10 2 times (@ POR, 2/8/24)
OREB	9 vs. OKC 1/28/24	9 vs. OKC 1/28/24
DREB	17 at WAS 1/15/24	17 at WAS 1/15/24
TREB	22 at POR 2/8/24	22 at POR 2/8/24
ASTS	6 2 times (@ SAC, 2/7/24)	6 2 times (@ SAC, 2/7/24)
STLS	2 5 times (vs. BKN, 3/7/24)	3 2 times (vs. DEN, 3/16/23)
BLKS	5 vs. WAS 11/27/23	5 vs. WAS 11/27/23
MINS	40 at BOS 12/28/23	42 vs. SAS 2/10/23

Jalen Duren ranks **5th** in the NBA with **11.8** rebounds per game and **9th** with **3.3** offensive boards

No Piston has ever averaged at least 14.0 PTS, 12.0 REB and 2.0 AST on .600 FG% or better in a season.



Duren received his second NBA Rising Stars selection this season as one of 10 outstanding sophomores. He competed alongside Jaden Ivey on Team Tamika in this year's challenge.

**FOR THE RECORD BOOKS:** Duren scored 22 points and with 21 rebounds and a career-high nine offensive boards against Oklahoma City on Jan. 28 for his first career 20-20 game. It was the first 20-20 performance by a Piston since Andre Drummond (Jan. 31, 2020) and the fourth-youngest overall in NBA history (20 years, 71 days old). Adding his six assists, it was the ninth 22-21-6 line in Pistons franchise history and the first since Drummond (Nov. 27, 2017).

He later grabbed a career-high 22 boards with 27 points and three blocks in an OT win vs. POR (2/8) for his second career 20-20 game. He became the youngest player in NBA history (19 years, 82 days) with at least 27 PTS and 22 REB in a game.

**HISTORICALLY PERFECT:** On Jan. 15 in Washington, Duren scored 20 points and tied his then career-high of 19 rebounds (set career-high 17 defensive boards) on a perfect 8-of-8 from the floor. It was the first time in franchise history that a player had a 20-19 game on 100% shooting and was just the 11th instance in NBA history, joining Clint Capela (once), Dikembe Mutombo (once) and Wilt Chamberlain (eight times). It was his sixth career 20-point double-double and 10th game with 15+ rebounds.

**WALKING DOUBLE-DOUBLE:** A near automatic double-double, Duren been off to one of the best starts in franchise history in the two-pronged statistic. He ranks among franchise leaders in most double-doubles through his number of games played in the season (see table to right). **He leads the team and ranks 10th in the NBA with 34 double-doubles this season.**

**NUMBER 1,000:** Duren grabbed his 1,000th career rebound in a double-double against Sacramento on Feb. 7, becoming the sixth-fastest player (102 games) to reach 1K career boards in franchise history. At 20 years, 81 days old, Duren became the second-youngest player to reach 1000 career boards in NBA history (Howard, 19 years, 356 days).

## MOST REBOUNDS SINCE FEB. 7 (PAST MONTH), NBA 2023-24:

NAME	REB	RPG	GP
Domantas Sabonis	194	14.9	13
<b>Jalen Duren</b>	<b>160</b>	<b>12.3</b>	<b>13</b>
Rudy Gobert	155	14.1	11
Nikola Jokic	151	12.6	12
Jarrett Allen	151	10.8	14
Anthony Davis	147	12.3	12

## MOST DOUBLE-DOUBLES THROUGH 47 GAMES PLAYED IN A SEASON, FRANCHISE HISTORY PAST 50 SEASONS (SINCE 1973-74)

YEARS	NAME	COUNT
2019-20	Andre Drummond	40
1972-73	Bob Lanier	40
2018-19	Andre Drummond	39
2015-16	Andre Drummond	38
1974-75	Bob Lanier	38
1984-85	Isiah Thomas	36
2013-14	Andre Drummond	35
1973-74	Bob Lanier	35
<b>2023-24</b>	<b>Jalen Duren</b>	<b>34</b>





**HIGHLIGHT REEL:** See below where Duren has made a mark on Pistons franchise record books:

## THROUGH **114** GAMES WITH FRANCHISE, MOST...

### REBOUNDS (PAST 50 SEASONS)

YEAR	NAME	REB	OREB
2000-01	Ben Wallace	1435	417
1982-83	Bill Laimbeer	1364	270
2012-13	Andre Drummond	1161	466
<b>2022-24</b>	<b>Jalen Duren</b>	<b>1150</b>	<b>383</b>
1995-97	Otis Thorpe	934	308
2010-12	Greg Monroe	931	381

### DOUBLE-DOUBLES (PAST 50 SEASONS)

YEAR	NAME	COUNT
1975-77	Kevin Porter	70
1981-83	Bill Laimbeer	67
<b>2022-24</b>	<b>Jalen Duren</b>	<b>53</b>
2012-14	Andre Drummond	49
2010-12	Greg Monroe	38
1997-99	Bison Dele	33
1981-83	Isiah Thomas	33
1996-97	Otis Thorpe	32
2004-06	Rasheed Wallace	31

### 15-REBOUND GAMES

YEAR	NAME	COUNT
1963-65	Reggie Harding	21
2012-14	Andre Drummond	19
1959-61	Bailey Howell	18
<b>2022-24</b>	<b>Jalen Duren</b>	<b>16</b>
1961-63	Ray Scott	16
1970-72	Bob Lanier	13
1965-67	Joe Strawder	11

### MOST REB. PER GAME, AGE 20 SEASON, NBA HISTORY

YEAR	NAME	RPG
1992-93	Shaquille O'Neal	13.9
2013-14	Andre Drummond	13.2
2005-06	Dwight Howard	12.5
<b>2023-24</b>	<b>Jalen Duren</b>	<b>11.8</b>
1974-75	John Drew	10.7
2015-16	Karl-Anthony Towns	10.5

Duren joins Karl-Anthony Towns and Victor Wembanyama as the only players in NBA history to average at least 10 PTS, 10 REB and 2 AST in their age 20-or-younger season. **He is the only 20-year-old in NBA history to average at least 11-11-2.**



He ranks 10th in the NBA with **34** double-doubles in 2023-24, the seventh-most most in a single season by any player aged 20 or younger in NBA history.



14 • GUARD

## MALACHI FLYNN

4th Season in the NBA  
1st Season with the Pistons

**PRIOR:**  
San Diego State

**HEIGHT:** 6-1  
**WEIGHT:** 185  
**BIRTHDATE:** 05/09/98  
**COUNTRY:** USA  
**ACQUIRED:** ACQUIRED VIA TRADE ON 2/8/24



	GP	GS	PPG	RPG	APG	SPG	BPG	MPG	FG%	3FG%	FT%
2023-24	53	0	4.1	1.5	1.7	0.42	0.11	11.4	.396	.340	.757
Career	197	21	5.1	1.7	1.9	0.51	0.11	14.0	.378	.336	.753

	POINTS			REB	AST	BLK	STL			
	10+	20+	30+	10+	10+	3+	3+	DBL-DBL	TPL-DBL	
2023-24	4	--	--	--	--	--	1	--	--	--
Career	36	6	--	--	1	1	2	1	--	--

## RECENT GAMES

OPPONENT	W/L	MIN	FG-A	3P-A	FT-A	OR	DR	TR	A	PF	ST	TO	BS	PTS
3/7 vs. BKN	W	4:27	0-0	0-0	0-0	0	0	0	0	0	0	0	0	0
3/5 at MIA	L													
3/3 at ORL	L													
3/1 vs. CLE	L	5:19	0-3	0-2	0-0	0	0	0	0	1	0	0	0	0
2/27 at CHI	W	11:55	3-8	1-4	0-0	0	2	2	1	0	0	2	0	7

**Injury List** — Missed 2 games due to Right Ankle; Sprained (1/1 through 1/3/24)

	2023-24 HIGHS	CAREER HIGHS
PTS	14 at IND 11/22/23	27 vs. IND 5/16/21
FGM	6 at IND 11/22/23	11 at DAL 5/14/21
FGA	11 vs. MIL 11/15/23	22 vs. IND 5/16/21
3FGM	2 10 times (vs. MEM, 2/6/24)	6 vs. ATL 4/13/21
3FGA	8 vs. MIL 11/15/23	13 2 times (vs. IND, 5/16/21)
FTM	3 vs. ATL 12/15/23	8 vs. CLE 4/26/21
FTA	4 2 times (vs. ORL, 1/15/24)	8 vs. CLE 4/26/21
OREB	2 3 times (@ PHI, 12/22/23)	4 vs. GSW 12/18/22
DREB	4 4 times (vs. ATL, 12/15/23)	6 6 times (vs. MEM, 12/29/22)
TREB	5 vs. PHX 11/29/23	8 2 times (vs. MEM, 12/29/22)
ASTS	8 vs. ATL 12/13/23	11 at CLE 4/10/21
STLS	3 vs. MIL 11/1/23	4 vs. WAS 4/5/21
BLKS	1 6 times (@ PHI, 12/22/23)	3 vs. WAS 4/5/21
MINS	27 vs. MIL 11/15/23	46 vs. IND 5/16/21

**NEW FACES:** Flynn was acquired from New York on February 8, 2024, along with Quentin Grimes, Ryan Arcidiacono, Evan Fournier and draft and cash considerations. It was his second time being traded this season after being sent to the Knicks from Toronto in the OG Anunoby trade on Dec. 30.

**2022-23 SEASON SUMMARY:** Averaged 4.6 points, 1.4 rebounds, 1.3 assists and 13.0 minutes in 53 contests with Toronto ... Shot 36 percent (87-242) from the field, .353 (47-133) from three-point range and .758 (25-33) at the free throw line ... DNP in 29 games ... Scored 10+ points eight times, including a season-best 20 points in the regular season finale Apr. 9 vs. Milwaukee ... Averaged 14.0 points, 3.5 assists, 2.5 rebounds and 33.0 minutes in two starts ... Led the team in assists twice and bench in scoring in seven games ... Matched a season high with five assists Feb. 5 at Memphis ... Finished with six points, a career high-tying eight rebounds and season-best five assists Dec. 29 vs. Memphis ... Scored in double figures in consecutive games (Dec. 16-18), tallying 29 points.

**PERSONAL:** Played three collegiate seasons with San Diego State (2019-20) and Washington State (2016-18)...Native of Tacoma, Washington...Son of Kristi and Eric Flynn ... The youngest of seven siblings, has two brothers and four sisters ... Grew seven inches between the end of his sophomore year in high school and beginning of his senior year ... Posted 73 points at the 2022 Crawsover Pro-Am in Seattle, Washington...In high school, earned three varsity letters at Bellarmine Prep in Tacoma, Wash., where he compiled 1,625 career points, ranking second in school history... Finished second in Bellarmine Prep history for career steals... As a senior, he averaged 29.7 points per game and his 743 points in his final year set a Bellarmine Prep single-season scoring record, breaking the mark set by Avery Bradley, in 2008...Following his senior season, he was named the Washington state player of the year for all classifications by the Associated Press, as well as the AP's State 4A Player of the Year and to the AP's First Team All-State...Also named the Tacoma News Tribune All-Area Player of the Year, Class 4A Narrows League MVP and Washington Interscholastic Basketball Coaches' Association 4A Player of the Year.by USA basketball







19 • FORWARD

# SIMONE FONTECCHIO

2nd Season in the NBA  
1st Season with the Pistons

**PRIOR:**  
Baskonia

**HEIGHT:** 6-7  
**WEIGHT:** 200  
**BIRTHDATE:** 12/09/95  
**COUNTRY:** ITALY  
**ACQUIRED:** ACQUIRED VIA TRADE ON 2/7/24



	GP	GS	PPG	RPG	APG	SPG	BPG	MPG	FG%	3FG%	FT%
2023-24	61	39	9.8	3.5	1.5	0.66	0.31	24.1	.452	.393	.796
Career	113	45	8.2	2.7	1.2	0.49	0.24	19.8	.419	.369	.796

	POINTS	REB	AST	BLK	STL	DBL-DBL	TPL-DBL
2023-24	29	4	--	--	1	--	--
Career	42	7	--	--	1	--	--

## RECENT GAMES

OPPONENT	W/L	MIN	FG-A	3P-A	FT-A	OR	DR	TR	A	PF	ST	TO	BS	PTS
3/7 vs. BKN	W	23:12	2-7	0-2	0-0	2	4	6	1	0	0	1	1	4
3/5 at MIA	L	29:11	7-16	5-12	3-3	0	4	4	2	1	1	1	0	22
3/3 at ORL	L	32:39	5-10	2-5	3-3	0	4	4	4	2	2	1	0	15
3/1 vs. CLE	L	25:08	2-8	1-3	2-3	0	2	2	1	3	2	3	0	7
2/27 at CHI	W	21:19	6-12	5-9	0-0	2	1	3	1	0	1	0	0	17

	2023-24 HIGHS	CAREER HIGHS
PTS	24 2 times (vs. DAL, 1/1/24)	26 vs. MIL 3/24/23
FGM	10 vs. DAL 1/1/24	10 vs. DAL 1/1/24
FGA	19 at LAC 2/10/24	19 at LAC 2/10/24
3FGM	5 4 times (@ MIA, 3/5/24)	5 5 times (@ MIA, 3/5/24)
3FGA	12 at MIA 3/5/24	12 at MIA 3/5/24
FTM	5 at POR 12/14/23	6 2 times (@ ORL, 3/9/23)
FTA	6 vs. MIA 12/30/23	6 3 times (vs. MIA, 12/30/23)
OREB	3 5 times (vs. OKC, 2/6/24)	3 5 times (vs. OKC, 2/6/24)
DREB	7 at LAC 2/10/24	7 2 times (@ LAC, 2/10/24)
TREB	9 at LAC 2/10/24	9 2 times (@ LAC, 2/10/24)
ASTS	5 3 times (vs. ORL, 2/24/24)	5 3 times (vs. ORL, 2/24/24)
STLS	2 11 times (@ ORL, 3/3/24)	3 at ORL 3/9/23
BLKS	4 at OKC 12/11/23	4 at OKC 12/11/23
MINs	36 at CLE 12/20/23	36 at CLE 12/20/23

Fontecchio's 27 3-pointers are tied as the **6th-most** through 11 games as a Piston in franchise history. He is shooting **.403 3PT%** (27-of-67).

**FITTING RIGHT IN:** Fontecchio came out firing in his first game as a Piston, scoring 20 points with a T-career-high nine rebounds, one assist and one steal against the L.A. Clippers (2/10). It was the eighth-most points by a player in their Pistons debut in the past 25 seasons (since 1998-99), and joined Blake Griffin (Feb. 1, 2018) as the only player to add at least nine rebounds as well. Fontecchio attempted 19 field goals in 32 minutes played, including 10 shots in his first 10 minutes, tied with Marcus Morris (Oct. 27, 2015) as the most attempted field goals in a Pistons debut since Rip Hamilton (Oct. 30, 2002). **Fontecchio has scored 154 points as a Piston, his most points over any career 11-game span (14.0 PPG).**

Fontecchio this season with:

**Detroit** (11 games)

**Utah** (50 games)

	PTS	FG%	3PT%	REB	AST	STL	MIN
Detroit (11 games)	14.0	.457	.403	3.6	1.9	0.9	27.9
Utah (50 games)	8.9	.450	.391	3.5	1.5	0.6	23.2

**NEW FACES:** Fontecchio was acquired from the Utah Jazz on Feb. 7, 2024 for Kevin Knox, the rights to Gabriele Procida and a 2024 second-round pick (via Washington)

**PRIOR TO THE PISTONS:** Starting in 34 of 50 games played for Utah this season, Fontecchio scored a season-high 24 points twice. He first did so against Portland on Dec. 14, going 7-of-8 from the floor, 5-of-5 from 3-point territory and 5-of-5 from the free throw line. He later matched his scoring output on New Years Day against Dallas on a 10-of-16 FG night with six rebounds, two assists and two steals. He made three-or-more 3-pointers in 13 outings as a Jazz and shot at least .500 3PT% 19 times.

**IT'S IN HIS BLOOD:** Fontecchio's mother, Mali Pomilio, played basketball for the Italian National Team from 1983-89 and won two European titles for AS Vicenza...His grandfather, Vittorio Pomilio, played for the Italian National Team from 1957-60...Fontecchio's father, Daniele, was a professional Italian hurdler who won silver in the 60 meter hurdles at the 1986 European Indoor Championships and in the 110 meter hurdles at the 1985 European Cup, along with 10 national championships at the Italian individual senior level.

**INTERNATIONALLY KNOWN:** One of four active NBA players born in Italy (Danilo Gallinari, Nico Mannion, Reggie Jackson) and just one of 11 Italian-born players in NBA history, Fontecchio is an active member of the Italian National Basketball team. In the 2024 FIBA World Cup, he led the team with 18.0 points and 28.9 minutes across seven games to go with 5.6 rebounds and 1.4 assists en route to a quarterfinals appearance. He led the Italians in the 2020 Tokyo Olympics as well with 19.3 points and 30.3 minutes with 3.0 rebounds, 1.5 assists and 1.5 steals across four games in another quarterfinals appearance.







## 31 • GUARD/FORWARD

## EVAN FOURNIER

12th Season in the NBA  
1st Season with the Pistons

**PRIOR:**  
Poitiers Basket 86

**HEIGHT:** 6-7  
**WEIGHT:** 213  
**BIRTHDATE:** 10/29/92  
**COUNTRY:** FRANCE  
**ACQUIRED:** ACQUIRED VIA TRADE ON 2/8/24



	GP	GS	PPG	RPG	APG	SPG	BPG	MPG	FG%	3FG%	FT%
2023-24	13	0	7.2	2.0	1.2	1.00	0.15	16.8	.372	.304	.867
Career	685	504	13.8	2.7	2.5	0.87	0.15	28.0	.442	.378	.800

	POINTS	REB	AST	BLK	STL	DBL-DBL	TPL-DBL
--	--------	-----	-----	-----	-----	---------	---------

	10+	20+	30+	10+	10+	3+	3+	DBL-DBL	TPL-DBL
--	-----	-----	-----	-----	-----	----	----	---------	---------

2023-24	6	--	--	--	--	--	1	--	--
---------	---	----	----	----	----	----	---	----	----

Career	469	168	16	1	1	1	41	2	--
--------	-----	-----	----	---	---	---	----	---	----

RECENT GAMES	OPPONENT	W/L	MIN	FG-A	3P-A	FT-A	OR	DR	TR	A	PF	ST	TO	BS	PTS
--------------	----------	-----	-----	------	------	------	----	----	----	---	----	----	----	----	-----

3/7 vs. BKN	W	12:47	1-2	0-1	0-0	0	2	2	2	1	2	1	1	0	2
-------------	---	-------	-----	-----	-----	---	---	---	---	---	---	---	---	---	---

3/5 at MIA	L	14:47	2-10	2-8	1-1	0	2	2	2	1	3	0	0	0	7
------------	---	-------	------	-----	-----	---	---	---	---	---	---	---	---	---	---

3/3 at ORL	L	26:07	6-13	3-8	2-2	1	0	1	5	2	1	0	0	0	17
------------	---	-------	------	-----	-----	---	---	---	---	---	---	---	---	---	----

3/1 vs. CLE	L	14:33	0-2	0-1	3-3	0	2	2	1	1	1	0	0	0	3
-------------	---	-------	-----	-----	-----	---	---	---	---	---	---	---	---	---	---

2/27 at CHI	W	5:31	0-2	0-1	0-0	0	0	0	0	0	0	0	0	1	0
-------------	---	------	-----	-----	-----	---	---	---	---	---	---	---	---	---	---

<b>Injury List</b> — Missed 2 games due to Right Ankle; Inflammation (11/18 through 11/20/23); Missed 1 game due to Illness; Non-Covid Related Illness (12/5)															
---	--	--	--	--	--	--	--	--	--	--	--	--	--	--	--

	2023-24 HIGHS	CAREER HIGHS
PTS	17 at ORL 3/3/24	41 vs. BOS 1/6/22
FGM	6 at ORL 3/3/24	15 vs. BOS 1/6/22
FGA	13 at ORL 3/3/24	25 2 times (vs. BOS, 1/6/22)
3FGM	3 2 times (@ ORL, 3/3/24)	10 vs. BOS 1/6/22
3FGA	8 3 times (@ MIA, 3/5/24)	14 vs. BOS 1/6/22
FTM	3 2 times (vs. CLE, 3/1/24)	12 4 times (vs. DET, 2/21/21)
FTA	4 at LAL 2/13/24	15 vs. MIA 4/8/16
OREB	1 3 times (@ ORL, 3/3/24)	3 13 times (@ MIL, 1/28/22)
DREB	4 at IND 2/22/24	8 vs. MEM 3/22/19
TREB	4 3 times (@ IND, 2/22/24)	10 vs. TOR 2/3/17
ASTS	5 at ORL 3/3/24	10 at BOS 10/22/18
STLS	3 at IND 12/30/23	5 3 times (vs. OKC, 4/27/21)
BLKS	1 2 times (@ CHI, 2/27/24)	3 vs. SAC 1/27/21
MINS	26 at ORL 3/3/24	46 vs. MIA 4/8/16

**NEW FACES:** Fournier was acquired from New York on Feb. 8, 2024, along with Quentin Grimes, Ryan Arcidiacono, Malachi Flynn and draft and cash considerations.



**OLYMPIC MEDALIST:** Fournier starred on the French National Team in the 2020 Tokyo Olympics, where he led the team with 18.7 points per game with 3.2 rebounds and 2.5 assists on .378 3PT% in 28.3 minutes across six games. The French went 5-1 overall in the tournament and fell to the United States, 87-82, in a tightly contested gold medal game. He led the team again in scoring at the 2023 FIBA World Cup with 13.8 points per game as the French came in 18th. In total, Fournier has seven international basketball medals: he won bronze in the FIBA World Cup in both 2019 and 2014, earned silver at the 2022 FIBA EuroBasket and bronze in the same event in 2015, bronze on the French U-20 Team at the 2011 European Championship and silver in the 2009 European U-18 Championship. He ranks 15th in French National Team history with 1,239 points.

In his international career, Fournier played in 59 games with Union Poitiers Basket 86 of the French League...In 2011-12, averaged 14.0 ppg., 3.2 rpg., 2.2 apg. and 1.50 stlpg. in 26.0 minpg....At 19 years old, became the youngest player in French League history to score at least 20 points in a game with 21 on Feb. 5, 2011 against SLUC Nancy...Earned the French League Rising Star Award as the league's most improved player in both 2011 and 2012...Participated in the Nike Hoop Summit in 2011.

**IN THE RECORD BOOKS:** After playing in 435 games for the Orlando Magic from 2014-20, Fournier ranks third in team history with 895 3-pointers made, eighth with 7049 points, 10th with 1299 assists and 11th with 418 steals. In addition, he ranks 62nd on the NBA all-time 3-pointers made list:

## NBA ALL-TIME 3PM LIST, 60-63

RANK	NAME	3PT	3PT%
60	Donovan Mitchell	1362	.366
61	Dan Majerle	1360	.358
<b>62</b>	<b>Evan Fournier</b>	<b>1343</b>	<b>.378</b>
63	Khris Middleton	1340	.388

**PERSONAL:** Last name is pronounced forn-yay... Born in Saint-Maurice, France...He and his wife, Laura, have a son, Elias (born June 2019)...Wore #94 as a member of the Denver Nuggets to represent the country code of where he is from in France... Had a movie produced about his rise from the French League to the NBA called "Evan: Le Reve Américain (The American Dream)," which premiered in Paris on Oct. 17, 2012...Has a dog named Simba, who was named after his favorite Disney character...Played in NBA Africa Game in both 2017 and 2018...If he wasn't an NBA player, he would be an archaeologist...Fan of the NFL's Denver Broncos.





67 • CENTER

# TAJ GIBSON

15th Season in the NBA  
1st Season with the Pistons

**PRIOR:**  
USC

**HEIGHT:** 6-9  
**WEIGHT:** 234  
**BIRTHDATE:** 06/24/85  
**COUNTRY:** USA  
**ACQUIRED:** SIGNED AS FREE AGENT ON 3/6/24



	GP	GS	PPG	RPG	APG	SPG	BPG	MPG	FG%	3FG%	FT%
2023-24	16	1	1.0	1.8	0.6	0.13	0.38	10.3	.304	.000	1.000
Career	961	450	8.6	5.8	1.0	0.54	0.98	23.5	.517	.259	.713

	POINTS			REB	AST	BLK	STL			
	10+	20+	30+	10+	10+	3+	3+	DBL-DBL	TPL-DBL	
2023-24	--	--	--	--	--	1	--	--	--	--
Career	389	29	--	142	--	82	19	105	--	--

## RECENT GAMES

OPPONENT	W/L	MIN	FG-A	3P-A	FT-A	OR	DR	TR	A	PF	ST	TO	BS	PTS
3/7 vs. BKN	W													
2/14 at ORL	L	9:04	0-0	0-0	0-0	0	0	0	0	0	1	1	0	0
2/12 at HOU	L	05:27	0-1	0-0	0-0	2	0	2	1	2	0	0	0	0
2/10 vs. IND	L	18:35	0-4	0-0	0-0	0	3	3	1	2	0	0	0	0
2/8 vs. DAL	L	22:16	0-3	0-1	0-0	2	2	4	1	4	0	1	0	0

	2023-24 HIGHS	CAREER HIGHS
PTS	4 at OKC 12/27/23	28 vs. LAL 2/15/18
FGM	2 at OKC 12/27/23	12 vs. ATL 2/11/14
FGA	4 vs. IND 2/10/24	23 at GSW 2/6/14
3FGM	--	4 at NYK 4/2/23
3FGA	2 at LAC 12/16/23	5 3 times (@ NYK, 4/2/23)
FTM	2 vs. MEM 2/6/24	8 8 times (@ NYK, 3/23/18)
FTA	2 vs. MEM 2/6/24	10 5 times (vs. ORL, 11/22/17)
OREB	2 3 times (@ HOU, 2/12/24)	11 at NYK 2/17/10
DREB	4 at ORL 12/29/23	13 2 times (@ ATL, 2/2/13)
TREB	4 2 times (vs. DAL, 2/8/24)	19 at ATL 2/2/13
ASTS	3 vs. MIL 12/25/23	7 vs. WAS 2/24/16
STLS	1 2 times (@ ORL, 2/14/24)	4 5 times (vs. BOS, 12/1/19)
BLKS	3 vs. MIL 12/25/23	6 4 times (vs. MIL, 1/5/16)
MINS	22 vs. DAL 2/8/24	48 at BKN 2/1/13

**NEW FACES:** Gibson was signed to a 10-day contract by the Pistons on March 6, 2024. He appeared in 16 games for the New York Knicks across three stints (two 10-day contracts).

**SEASONED VET:** Gibson is a 15-year NBA veteran and appeared in 961 career games (450 starts) prior to joining Detroit for Chicago, Oklahoma City, Minnesota, New York and Washington. The No. 26 overall pick in the 2009 NBA Draft, Gibson holds career averages of 8.6 points, 5.8 rebounds, 1.0 assists and 1.0 blocks in 23.5 minutes per game. Gibson appeared in 71 career playoff games and averaged 7.8 points, 4.9 rebounds and 0.6 assists in 22.3 minutes. A native of Brooklyn, N.Y., Gibson most recently appeared in 16 games with the New York Knicks this season. Gibson played collegiately at the University of Southern California from 2006-09 where he was named Pac-10 Defensive Player of the Year and Second-Team All-Pac-10 in 2009.





# QUENTIN GRIMES

3rd Season in the NBA  
1st Season with the Pistons

**PRIOR:**  
Houston

**HEIGHT:** 6-5  
**WEIGHT:** 207  
**BIRTHDATE:** 05/08/00  
**COUNTRY:** USA  
**ACQUIRED:** ACQUIRED VIA TRADE ON 2/8/24

24 • GUARD



	GP	GS	PPG	RPG	APG	SPG	BPG	MPG	FG%	3FG%	FT%
2023-24	49	18	7.1	2.0	1.2	0.69	0.14	20.2	.382	.351	.730
Career	166	90	8.6	2.5	1.5	0.67	0.27	23.5	.432	.375	.766

	POINTS	REB	AST	BLK	STL	DBL-DBL	TPL-DBL
2023-24	14	--	--	1	1	--	--
Career	60	12	2	1	6	--	--

## RECENT GAMES

OPPONENT	W/L	MIN	FG-A	3P-A	FT-A	OR	DR	TR	A	PF	ST	TO	BS	PTS
3/7 vs. BKN	W													
3/5 at MIA	L													
3/3 at ORL	L													
3/1 vs. CLE	L	14:07	1-6	0-3	0-0	0	0	0	0	0	1	1	0	2
2/27 at CHI	W	14:13	0-5	0-5	0-0	0	3	3	2	1	0	1	0	0

**Injury List** — Missed 2 games due to Left Wrist; Sprained (11/17 through 11/18/23); Missed 1 game due to Illness; Non Covid- Illness (12/30); Missed 3 games due to Right Knee; Sprained (2/1 through 2/6/24); Missed 3 games due to Right Knee; Sprain (2/13 through 2/22/24); Missed 2 games due to Right Knee; Soreness (3/3 through 3/5/24); Missed 1 game due to Right Knee; Injury Management (3/7)

	2023-24 HIGHS	CAREER HIGHS
PTS	19 3 times (vs. DEN, 1/25/24)	36 at IND 4/5/23
FGM	7 2 times (vs. DEN, 1/25/24)	14 at IND 4/5/23
FGA	13 at PHI 1/5/24	25 at DAL 12/27/22
3FGM	5 2 times (vs. TOR, 12/11/23)	7 2 times (@ DAL, 12/27/22)
3FGA	10 at MIL 11/3/23	16 at DAL 12/27/22
FTM	5 vs. HOU 1/17/24	6 at SAS 12/29/22
FTA	8 vs. MIA 1/27/24	8 vs. MIA 1/27/24
OREB	2 4 times (vs. HOU, 1/17/24)	4 2 times (@ DAL, 12/27/22)
DREB	6 2 times (vs. UTA, 1/30/24)	8 2 times (vs. MIA, 3/29/23)
TREB	8 at PHI 1/5/24	9 vs. HOU 3/27/23
ASTS	4 vs. ORL 2/24/24	8 at PHX 11/20/22
STLS	3 vs. POR 1/9/24	4 at TOR 1/2/22
BLKS	3 at NYK 2/26/24	3 at NYK 2/26/24
MINS	34 at MIL 11/3/23	48 at DAL 12/27/22

**NEW FACES:** Grimes was acquired from New York on Feb. 8, 2024, along with Evan Fournier, Ryan Arcidiacono, Malachi Flynn and draft and cash considerations.

**COLLEGIATE CHAMPS:** As collegiate teammates for two seasons at the University of Houston (2019-21), Grimes and **Marcus Sasser** powered the Cougars to the Final Four in 2021, where they fell to eventual National Champion Baylor. The duo led the 28-4 AAC Champions in scoring, as Grimes led the team with 17.8 points and Sasser was second with 13.7 points. Grimes, the 2021 American Athletic Conference Player of the Year and AAC Tournament MVP, averaged 17.0 points, 4.2 rebounds, 2.4 assists and 1.4 steals across five NCAA Tournament games after scoring 21 points on 5-of-9 3FG in the 2021 AAC Championship game against Cincinnati. He was ranked as the No. 8 overall recruit in the 2018 RSCI Top 100.



**PRIOR TO THE PISTONS:** Grimes has scored a season-high 19 points three times this season as a Knick, most recently on Jan. 25 against Denver. He has made a season-high five 3-pointers twice, including a 5-for-7 night with 19 points against Toronto on Dec. 11.

**2022-23 SEASON SUMMARY:** Over 71 games (66 starts), averaged 11.3 points, 3.2 rebounds and 2.1 assists over 29.9 minutes...Shot .468 FG% and went .386 3PT%...Marked improvement in virtually all stat categories from rookie 2021-22 season, including scoring (6.0 to 11.3 ppg), minutes (17.1 to 29.9 mpg), shooting (.404 to .468) and 3PT FGM (72 to 157)...Led Knicks in scoring three times...Authored 10 20+ scoring games and two 30+ games (had just two 20+ scoring games in rookie 2021-22 season)...From downtown, had 17 games with at least four 3PT FGM, including career-high-tying seven 3PT FGM on Dec 27 at Dallas...Played in 100th career NBA game on March 3 at Miami...Missed nine games due to injury, including season's first six contests (Oct 19-30) due to sore left foot...Missed two additional games in Nov with sore left foot; also missed Dec 21 vs. Raptors with sprained right ankle...DNP (CD) twice...Career-high eight assists with 10 points in loss at Phoenix, Nov 20...Keyed win at Indiana, April 5, with career-high 36 points (14-23 FGA, 5-13 from Downtown), six rebounds, five assists and three steals...**Playoffs:** Averaged 5.1 points on .304 FG% and .243 3PT% 26.9 minutes in nine games (six starts)...In first career NBA Playoff game, nailed two clutch FTA with 4.3 seconds left to give Knicks final margin in 101-97 Game One win at Cleveland, April 15...Scored a Playoff career-high nine points in Game Four vs. Heat, May 8.







23 • GUARD

# JADEN IVEY

2nd Season in the NBA  
2nd Season with the Pistons

**PRIOR:**  
Purdue

**HEIGHT:** 6-4  
**WEIGHT:** 195  
**BIRTHDATE:** 02/13/02  
**COUNTRY:** USA  
**ACQUIRED:** 5TH OVERALL IN 2022



	GP	GS	PPG	RPG	APG	SPG	BPG	MPG	FG%	3FG%	FT%
2023-24	58	42	15.4	3.5	3.6	0.71	0.57	28.1	.445	.346	.755
Career	132	115	15.9	3.7	4.5	0.77	0.38	29.8	.428	.344	.750

	POINTS			REB	AST	BLK	STL			
	10+	20+	30+	10+	10+	3+	3+	DBL-DBL	TPL-DBL	
2023-24	44	13	3	1	--	1	3	1	--	
Career	113	29	6	4	5	2	8	9	--	

## RECENT GAMES

OPPONENT	W/L	MIN	FG-A	3P-A	FT-A	OR	DR	TR	A	PF	ST	TO	BS	PTS
3/7 vs. BKN	W	38:50	10-17	6-9	8-8	2	1	3	2	4	2	4	0	34
3/5 at MIA	L	29:14	6-15	0-5	4-5	0	2	2	4	1	1	2	1	16
3/3 at ORL	L	24:33	3-11	0-5	4-4	1	0	1	0	3	0	0	0	10
3/1 vs. CLE	L	31:27	6-17	1-9	5-6	1	2	3	4	6	0	1	1	18
2/27 at CHI	W	33:47	4-7	1-3	6-8	0	2	2	5	3	1	4	1	15

**Injury List** — Missed 4 games due to illness (11/5 through 11/10/23)

On March 7 vs. Brooklyn, Ivey scored his second-most points (**34**), 3-pointers (**6**) and free throws (**8**) of the season. It was the first time that he and Cade Cunningham both scored 30+ in a game in their careers.

	2023-24 HIGHS	CAREER HIGHS
PTS	37 at SAC 2/7/24	37 at SAC 2/7/24
FGM	13 2 times (@ SAC, 2/7/24)	13 2 times (@ SAC, 2/7/24)
FGA	23 at SAC 2/7/24	23 at SAC 2/7/24
3FGM	7 at POR 2/8/24	7 at POR 2/8/24
3FGA	10 vs. SAS 1/10/24	10 vs. SAS 1/10/24
FTM	9 vs. TOR 12/30/23	11 2 times (vs. MIL, 3/27/23)
FTA	12 vs. TOR 12/30/23	12 3 times (vs. TOR, 12/30/23)
OREB	5 4 times (vs. LAC, 2/2/24)	5 4 times (vs. LAC, 2/2/24)
DREB	6 3 times (@ WAS, 1/15/24)	8 2 times (vs. OKC, 11/7/22)
TREB	10 at BOS 12/28/23	11 vs. OKC 11/7/22
ASTS	8 vs. HOU 1/12/24	13 vs. POR 3/6/23
STLS	3 3 times (vs. BKN, 12/26/23)	4 at MIL 11/2/22
BLKS	3 at WAS 1/15/24	3 2 times (@ WAS, 1/15/24)
MINS	48 at POR 2/8/24	48 at POR 2/8/24

**HAVE A NIGHT:** Ivey scored 32 points on Jan. 17 against Minnesota with four rebounds, six assists and one steal on 4-of-6 3FG. It capped a run of six games where he averaged 21.3 points, 5.0 rebounds, 6.2 assists, 1.0 steals and 1.0 blocks, joining Cade Cunningham (once) and Grant Hill (three times) as the only first-or-second year players in franchise history to average at least 21-5-5-1-1 over any six game stretch.

He recorded the best offensive night of his career on Feb. 7 in Sacramento, where he scored a career-high 37 points with five 3-pointers to go with six rebounds and seven assists. It was his fifth career 30-point game and second of the season.

**SCORING MACHINE:** In eight games from Dec. 21 to Jan. 5, Ivey averaged 16.5 points with 5.0 rebounds and 4.3 assists on .485 (16-of-33) 3PT%. It was the highest 3-point shooting percentage over any eight-game span in his career. The stretch included back-to-back games with 20 points from Dec. 21-23. He later shot .484 3PT% (15-of-31) over seven games from Jan. 17-31.

He showed off his smooth stroke on Feb. 8 against Portland, where he made a career-high seven 3-pointers on a perfect 7-of-7 from behind the line. It was tied for the 16th-most 3-pointers in a game in franchise history and the second-most without a miss, trailing only Ben Gordon's 9-of-9 night from 3-point territory on March 21, 2012 against Denver.

**ALL-TIME PRODUCTION:** After scoring 10+ points in 69 of 74 games last season and ending the year on a rookie franchise-record 39 game double-digit scoring streak, Ivey has continued to be a near-automatic 10+ points on the court while contributing across the board as well. He ranks as one of four players in franchise history to average at least 15.0 points, 4.0 assists and 3.0 rebounds through the first two seasons of their career:

### PISTONS WITH 15.0 PTS, 4.0 AST, 3.0 REB THROUGH 132 CAREER GAMES

NAME	PTS	AST	REB
Grant Hill	20.6	5.8	7.8
Isiah Thomas	19.0	7.6	3.3
Dave Bing	23.0	4.9	4.5
<b>Jaden Ivey</b>	<b>15.4</b>	<b>4.5</b>	<b>3.7</b>



Ivey received his second NBA Rising Stars selection this season as one of 10 outstanding sophomores. He competed alongside Jalen Duren on Team Tamika in this year's challenge.







**GENERATIONAL:** See below where Ivey has made a mark on Pistons **franchise** record books:

## THROUGH **132** CAREER GAMES, MOST...



Jaden Ivey leads the 2022 NBA Draft class in career assists (597) and assists per game (4.5).

DETROIT

### GAMES WITH 10+ POINTS

YEAR	NAME	COUNT
1994-96	Grant Hill	126
1959-61	Bailey Howell	124
1966-68	Dave Bing	123
1981-83	Kelly Tripuka	123
1978-80	John Long	121
1981-83	Isiah Thomas	118
1970-72	Bob Lanier	116
<b>2022-24</b>	<b>Jaden Ivey</b>	<b>113</b>

DETROIT

### POINTS (PAST 50 SEASONS)

YEAR	NAME	PTS	AVG
1981-83	Kelly Tripuka	3117	23.5
1994-96	Grant Hill	2722	20.6
1981-83	Isiah Thomas	2533	19.0
1978-80	John Long	2282	17.1
<b>2022-24</b>	<b>Jaden Ivey</b>	<b>2096</b>	<b>15.8</b>
2020-22	Saddiq Bey	1845	13.8

DETROIT

### ASSISTS (PAST 50 SEASONS)

YEAR	NAME	AST	AVG
1981-83	Isiah Thomas	1010	7.6
1994-96	Grant Hill	772	5.7
2020-22	Killian Hayes	637	4.7
<b>2022-24</b>	<b>Jaden Ivey</b>	<b>597</b>	<b>4.5</b>
1985-86	Joe Dumars	597	4.5
1993-95	Lindsey Hunter	579	4.4

DETROIT

### 3-POINTERS

YEAR	NAME	3PM	3PT%
2020-22	Saddiq Bey	331	.362
2011-13	Brandon Knight	213	.373
<b>2022-24</b>	<b>Jaden Ivey</b>	<b>210</b>	<b>.344</b>
2017-19	Luke Kennard	177	.401
2013-15	Kentavious Caldwell-Pope	154	.337
1993-95	Lindsey Hunter	121	.339

DETROIT

### GAMES WITH AT LEAST 15 PTS, 5 REB, 5 AST

YEAR	NAME	COUNT
1994-96	Grant Hill	73
2021-24	Cade Cunningham	47
1966-68	Dave Bing	27
1981-83	Isiah Thomas	26
<b>2022-24</b>	<b>Jaden Ivey</b>	<b>20</b>
1981-83	Kelly Tripuka	20



25 • GUARD

# MARCUS SASSER

Rookie Season in the NBA  
Rookie Season with the Pistons

**PRIOR:**  
Houston

**HEIGHT:** 6-2  
**WEIGHT:** 195  
**BIRTHDATE:** 09/21/00  
**COUNTRY:** USA



	GP	GS	PPG	RPG	APG	SPG	BPG	MPG	FG%	3FG%	FT%
2023-24	53	0	7.3	1.5	3.0	0.58	0.15	16.2	.452	.396	.854
Career	53	0	7.3	1.5	3.0	0.58	0.15	16.2	.452	.396	.854

	POINTS			REB	AST	BLK	STL		
	10+	20+	30+	10+	10+	3+	3+	DBL-DBL	TPL-DBL
2023-24	11	4	--	--	1	--	1	1	--
Career	11	4	--	--	1	--	1	1	--

## RECENT GAMES

OPPONENT	W/L	MIN	FG-A	3P-A	FT-A	OR	DR	TR	A	PF	ST	TO	BS	PTS
3/7 vs. BKN	W	5:50	1-4	0-2	0-0	0	0	0	2	2	0	0	0	2
3/5 at MIA	L	14:06	0-3	0-3	0-0	0	1	1	3	1	2	0	0	0
3/3 at ORL	L	25:05	1-8	0-5	1-1	0	3	3	4	0	2	2	0	3
3/1 vs. CLE	L													
2/27 at CHI	W													

**Injury List** — Missed 1 game due to Right Knee; Soreness (2/24); Missed 3 games due to Right Knee; Contusion (2/26 through 3/1/24)

	2023-24 HIGHS	CAREER HIGHS
PTS	26 at MIL 11/8/23	26 at MIL 11/8/23
FGM	11 at MIL 11/8/23	11 at MIL 11/8/23
FGA	17 2 times (vs. MIL, 1/22/24)	17 2 times (vs. MIL, 1/22/24)
3FGM	5 3 times (vs. LAC, 2/2/24)	5 3 times (vs. LAC, 2/2/24)
3FGA	8 at NOP 11/2/23	8 at NOP 11/2/23
FTM	6 at MIL 12/16/23	6 at MIL 12/16/23
FTA	6 at MIL 12/16/23	6 at MIL 12/16/23
OREB	1 7 times (@ LAL, 2/13/24)	1 7 times (@ LAL, 2/13/24)
DREB	6 at MIL 11/8/23	6 at MIL 11/8/23
TREB	6 at MIL 11/8/23	6 at MIL 11/8/23
ASTS	11 at POR 2/8/24	11 at POR 2/8/24
STLS	4 vs. POR 11/1/23	4 vs. POR 11/1/23
BLKS	2 at WAS 1/15/24	2 at WAS 1/15/24
MINS	38 at POR 2/8/24	38 at POR 2/8/24

**COMING OUT PARTY:** Sasser erupted for a career-high 26 points (11-17 FG, 3-7 3FG, 1-1 FT) on November 8 against Milwaukee and set a career-high in scoring in three of four games; he dropped 22 points on 4-6 3FG on November 5 against Phoenix after scoring 19 points (5-8 3PT) the game prior against New Orleans (11/1). He shot .500 (13-of-26) over the four-game span and was the third Pistons rookie (Saddiq Bey, Cade Cunningham) to shoot at least .500 3PT% with 13 3PM over a four-game span in franchise history.

Sasser added his third 20-point game of the season on January 22 against Milwaukee, dropping 23 points (9-17 FG, 5-5 FT) with three assists, one rebound and one steal. He recorded his fourth with 21 points against the Clippers on February 2, going 8-of-10 from the floor and 5-of-6 from deep.

On February 8 against Portland, Sasser recorded his first career double-double with 17 points, a career-high 11 assists and two steals. He joined Cade Cunningham, Jaden Ivey and Killian Hayes as the only Pistons rookies with 11+ assists in a game since Brandon Knight in 2012.

**STREAKY:** Sasser made a 3-pointer in nine consecutive games from Jan. 24 - Feb. 13, tied as the seventh-longest by a rookie in franchise history.

**AMATEUR ACCOLADES:** Drafted by Detroit after a highly-decorated career at the University of Houston...Named a 2023 First Team All-American, American Athletic Conference Player of the Year and Jerry West Shooting Guard of the Year...Selected as a finalist for the 2023 Lefty Driesell Defensive Player of the Year Award and was a Naismith Defensive Player of the Year semifinalist...Became the first consensus First-Team All-American out of Houston since Hakeem Olajuwon in 1984...Finished 15th in Houston history with 1,458 career points and set the school record with 276 career 3-pointers.

## HIGHEST 3PT%, NBA ROOKIES 2023-24

NAME	TEAM	3PT%
Nick Smith Jr.	CHA	.451
Cason Wallace	OKC	.410
Anthony Black	ORL	.410
<b>Marcus Sasser</b>	<b>DET</b>	<b>.396</b>
Chet Holmgren	OKC	.393

## MOST 3-POINTERS THROUGH 53 CAREER GAMES, FRANCHISE HISTORY:

YEAR	NAME	3PM
2020-21	Saddiq Bey	124
2021-22	Cade Cunningham	104
2011-12	Brandon Knight	81
2022-23	Jaden Ivey	72
2021-22	Isaiah Livers	70
<b>2023-24</b>	<b>Marcus Sasser</b>	<b>59</b>
2017-18	Luke Kennard	51

Sasser is one of **four** rookies in franchise history to shoot .395 3PT% or better, minimum 50 3PA (Isaiah Livers, Luke Kennard)





28 • CENTER

# ISAIAH STEWART

4th Season in the NBA  
4th Season with the Pistons

**PRIOR:**  
Washington

**HEIGHT:** 6-9  
**WEIGHT:** 250  
**BIRTHDATE:** 05/22/01  
**COUNTRY:** USA  
**ACQUIRED:** VIA HOU (11/24/20)



	GP	GS	PPG	RPG	APG	SPG	BPG	MPG	FG%	3FG%	FT%
2023-24	40	39	11.1	6.9	1.7	0.35	0.80	30.8	.478	.375	.747
Career	229	171	9.3	7.6	1.2	0.41	1.00	25.8	.496	.343	.726

	POINTS			REB	AST	BLK	STL		
	10+	20+	30+	10+	10+	3+	3+	DBL-DBL	TPL-DBL
2023-24	28	1	--	8	--	3	--	5	--
Career	107	6	--	68	--	18	2	38	--

## RECENT GAMES

OPPONENT	W/L	MIN	FG-A	3P-A	FT-A	OR	DR	TR	A	PF	ST	TO	BS	PTS
3/7 vs. BKN	W	31:35	3-4	0-1	2-2	2	8	10	0	1	0	4	0	8
3/5 at MIA	L	36:22	5-9	1-4	2-2	2	4	6	2	1	1	0	0	13
3/3 at ORL	L	27:04	4-7	1-3	1-2	1	3	4	2	2	0	2	1	10
3/1 vs. CLE	L	33:02	6-12	4-7	0-0	1	8	9	3	1	0	0	3	16
2/27 at CHI	W	34:12	4-9	2-6	1-2	1	8	9	0	2	0	2	1	11

**Injury List** — Missed 2 games due to Left Shoulder; Sprain (12/16 through 12/18/23); Missed 8 games due to Right Great Toe; Sprain (12/28/23 through 1/10/24); Missed 8 games due to Left Ankle; Sprain (1/20; 1/31 through 2/7/24; 2/10 through 2/14/24)

Isaiah Stewart is fourth on the Pistons with a **115.0** defensive rating and **5** double-doubles.

	2023-24 HIGHS	CAREER HIGHS
PTS	20 at BKN 12/23/23	24 vs. GSW 10/30/22
FGM	8 at BKN 12/23/23	9 2 times (@ TOR, 11/13/21)
FGA	17 at WAS 1/15/24	17 at WAS 1/15/24
3FGM	4 2 times (vs. CLE, 3/1/24)	5 vs. NYK 11/29/22
3FGA	8 vs. HOU 1/12/24	9 vs. NYK 11/29/22
FTM	7 vs. MIL 1/22/24	10 vs. GSW 10/30/22
FTA	8 vs. MIL 1/22/24	11 vs. GSW 10/30/22
OREB	6 2 times (@ CHI, 11/12/23)	9 vs. OKC 4/16/21
DREB	10 vs. DEN 11/20/23	12 2 times (vs. BOS, 2/6/23)
TREB	14 at MIA 10/25/23	21 vs. OKC 4/16/21
ASTS	5 2 times (@ BKN, 12/23/23)	6 vs. CHA 2/3/23
STLS	2 3 times (vs. MIL, 1/22/24)	3 2 times (@ CHI, 12/30/22)
BLKS	5 vs. MIL 1/22/24	5 vs. MIL 1/22/24
MINS	39 vs. GSW 11/6/23	41 at CHA 12/14/22

**SCORING STREAK:** Stewart scored at least 10 points in 11 consecutive games from Jan. 12 to March 5, the longest streak of his career. He has scored 10+ in six straight games two other times: Oct. 25 - Nov. 2, 2023 and Feb. 8-24, 2022. He averaged 13.3 points per in this span, the highest 11-game scoring average in his career.

**TOP PERFORMANCE:** Stewart dropped his first 20-point game of the season on December 23 against Brooklyn with five rebounds, five assists, one steal and one block on 8-9 FG (4-5 3FG). It was the sixth 20-point game of his career and his first time recording 20-5-5 in a game. It was also his third career instance making at least four 3-pointers in a game, and his first time shooting 4-of-5 (.800 3PT%) or better with as many attempts.

**S.W.A.T. TEAM:** On January 22 against Milwaukee, Stewart scored 19 points with eight rebounds, two assists, T-season-high two steals and a career-high five blocks. It surpassed his previous career-high of four (four times) and tied Jalen Duren and Ausar Thompson for the most rejections by a Piston this season.

**3 & D:** Shooting a career-best .375 from deep, Stewart ranks **25th** among Power Forwards and Centers in 3PT% this season. He has also been one of the best defenders in the NBA, ranking **9th** in the league with a .431 defended field goal percentage (min. 10 field goals defended per game).

## LOWEST DEFENDED FIELD GOAL PCT., NBA 2023-24, MIN 10 DFG PER GAME

NAME	DFG%	DFGM	DFGA
Max Strus	.419	6.1	14.5
Kevin Durant	.421	5.3	12.6
Alex Caruso	.427	5.3	12.4
Draymond Green	.428	5.8	13.5
Caris LeVert	.429	4.4	10.3
Rudy Gobert	.430	8.2	19.1
Herbert Jones	.430	5.0	11.5
Evan Mobley	.431	7.9	18.3
<b>Isaiah Stewart</b>	<b>.431</b>	<b>6.0</b>	<b>13.9</b>
Kristaps Porzingis	.433	8.4	19.3

DFG% defined as opponent's shooting percentage when listed player is primary defender







9 • FORWARD

# AUSAR THOMPSON

Rookie Season in the NBA  
Rookie Season with the Pistons

**PRIOR:**  
Overtime Elite

**HEIGHT:** 6-7  
**WEIGHT:** 215  
**BIRTHDATE:** 01/30/03  
**COUNTRY:** USA



	GP	GS	PPG	RPG	APG	SPG	BPG	MPG	FG%	3FG%	FT%
2023-24	62	37	8.9	6.4	1.9	1.08	0.95	25.3	.488	.189	.600
Career	62	37	8.9	6.4	1.9	1.08	0.95	25.3	.488	.189	.600

	POINTS	REB	AST	BLK	STL	DBL-DBL	TPL-DBL
2023-24	22	3	--	8	--	6	8
Career	22	3	--	8	--	6	8

## RECENT GAMES

OPPONENT	W/L	MIN	FG-A	3P-A	FT-A	OR	DR	TR	A	PF	ST	TO	BS	PTS
3/7 vs. BKN	W	43:21	6-12	2-7	0-0	2	5	7	3	4	1	3	1	14
3/5 at MIA	L	34:26	3-7	0-2	3-4	0	6	6	2	0	0	0	2	9
3/3 at ORL	L	33:05	2-10	1-6	3-4	1	5	6	1	3	3	2	1	8
3/1 vs. CLE	L	36:40	6-11	2-3	1-2	1	6	7	3	0	5	1	2	15
2/27 at CHI	W	34:58	5-8	2-4	1-2	0	8	8	3	4	0	1	1	13

	2023-24 HIGHS	CAREER HIGHS
PTS	22 vs. MIL 1/20/24	22 vs. MIL 1/20/24
FGM	10 vs. MIL 1/20/24	10 vs. MIL 1/20/24
FGA	17 at NOP 11/2/23	17 at NOP 11/2/23
3FGM	2 5 times (vs. BKN, 3/7/24)	2 5 times (vs. BKN, 3/7/24)
3FGA	7 vs. BKN 3/7/24	7 vs. BKN 3/7/24
FTM	6 at NOP 11/2/23	6 at NOP 11/2/23
FTA	7 2 times (@ CHI, 11/12/23)	7 2 times (@ CHI, 11/12/23)
OREB	7 at OKC 10/30/23	7 at OKC 10/30/23
DREB	12 at MIL 11/8/23	12 at MIL 11/8/23
TREB	16 at CHI 11/12/23	16 at CHI 11/12/23
ASTS	6 at CHA 10/27/23	6 at CHA 10/27/23
STLS	5 vs. CLE 3/1/24	5 vs. CLE 3/1/24
BLKS	5 at MIA 10/25/23	5 at MIA 10/25/23
MINS	43 vs. BKN 3/7/24	43 vs. BKN 3/7/24

Ausar Thompson ranks 39th in the NBA with **397** rebounds, 28th with **125** offensive rebounds, 29th with **59** blocks and 25th with **67** steals.

He joins Giannis Antetokounmpo and Scottie Barnes as the only NBA players with such minimums this season.

**SWIPER:** Thompson recorded a steal in 12 consecutive games from Jan. 24 to Feb. 22 (1.6 steals per game), the longest streak by a rookie this season the third-longest by a rookie in franchise history. He collected a career-high five steals against Cleveland on March 1, the most by a Piston this season and the sixth-most by a rookie in franchise history.

**ATTACK THE GLASS:** Thompson has been an undersized force crashing the boards this season. He leads NBA players 6'7" or shorter with **123 offensive rebounds** (2.2 per game), 36 more than the next-highest player, and is second with 397 total boards (6.4 per game). He ranks third among guards this season in offensive rebounds, behind Saddiq Bey (162) and Scottie Barnes (141), and fifth overall in guard rebounds.

**ROOKIE RANKINGS:** Among Pistons rookies in the past 50 seasons through their first 62 career games, Thompson ranks **6th** in total rebounds (397), **6th** in offensive rebounds (125), **7th** in blocks (59) and **6th** in steals (67). See below where he ranks among this year's rookie class:

Thompson is one of **15** players in NBA history to record at least:

**550** POINTS  
**390** REBOUNDS  
**120** ASSISTS  
**65** STEALS  
**55** BLOCKS

through the first **62** games of their career. Thompson, Victor Wembanyama and Ben Simmons are the only players on this list since 2000-01.

## NBA ROOKIE LEADERS, 2023-24

76

### REBOUNDS

NAME	TEAM	RPG
Victor Wembanyama	SAS	10.3
Chet Holmgren	OKC	7.9
Dereck Lively II	DAL	7.0
<b>Ausar Thompson</b>	<b>DET</b>	<b>6.4</b>
Brandin Podziemski	GSW	5.8

### BLOCKS

NAME	TEAM	BPG
Victor Wembanyama	SAS	3.4
Chet Holmgren	OKC	2.5
Dereck Lively II	DAL	1.5
Ibou Badji	POR	1.1
<b>Ausar Thompson</b>	<b>DET</b>	<b>1.0</b>

### STEALS

NAME	TEAM	STL
Victor Wembanyama	SAS	1.3
Amen Thompson	HOU	1.2
Jaime Jaquez Jr.	MIA	1.1
<b>Ausar Thompson</b>	<b>DET</b>	<b>1.1</b>
Toumani Camara	POR	1.0







17 • GUARD

# STANLEY UMUDE

1st Season in the NBA  
1st Season with the Pistons

**PRIOR:**  
Arkansas

**HEIGHT:** 6-6  
**WEIGHT:** 210  
**BIRTHDATE:** 04/12/99  
**COUNTRY:** USA



	GP	GS	PPG	RPG	APG	SPG	BPG	MPG	FG%	3FG%	FT%
2023-24	17	0	5.2	1.8	0.5	0.24	0.29	11.2	.481	.548	.917
Career	18	0	5.1	1.7	0.5	0.28	0.33	10.7	.472	.531	.923

	POINTS	REB	AST	BLK	STL	DBL-DBL	TPL-DBL
2023-24	6	--	--	--	--	--	--
Career	6	--	--	--	--	--	--

## RECENT GAMES

OPPONENT	W/L	MIN	FG-A	3P-A	FT-A	OR	DR	TR	A	PF	ST	TO	BS	PTS
3/7 vs. BKN	W													
3/5 at MIA	L													
3/3 at ORL	L													
3/1 vs. CLE	L													
2/27 at CHI	W													

	2023-24 HIGHS	CAREER HIGHS
PTS	19 at TOR 11/19/23	19 at TOR 11/19/23
FGM	5 3 times (@ POR, 2/8/24)	5 3 times (@ POR, 2/8/24)
FGA	9 vs. LAL 11/29/23	9 vs. LAL 11/29/23
3FGM	4 vs. GSW 11/6/23	4 vs. GSW 11/6/23
3FGA	5 3 times (vs. LAL, 11/29/23)	5 3 times (vs. LAL, 11/29/23)
FTM	7 2 times (@ TOR, 11/19/23)	7 2 times (@ TOR, 11/19/23)
FTA	8 2 times (@ TOR, 11/19/23)	8 2 times (@ TOR, 11/19/23)
OREB	1 4 times (@ LAC, 2/10/24)	1 4 times (@ LAC, 2/10/24)
DREB	5 2 times (vs. LAL, 11/29/23)	5 2 times (vs. LAL, 11/29/23)
TREB	6 at CLE 11/17/23	6 at CLE 11/17/23
ASTS	3 at TOR 11/19/23	3 at TOR 11/19/23
STLS	1 4 times (vs. LAL, 11/29/23)	1 5 times (vs. LAL, 11/29/23)
BLKS	2 at IND 11/24/23	2 at IND 11/24/23
MINs	29 at POR 2/8/24	29 at POR 2/8/24

**G LEAGUE RECAP:** Has averaged 16.7 points, 6.2 rebounds, 1.3 assists, 0.8 steals and 1.0 blocks in 32.9 minutes across 28 games (22 starts) for the Motor City Cruise this season, shooting .389 FG%, .323 3PT% and .795 FT%. **He has averaged 16.0 points, 8.4 rebounds and 2.0 assists on .352 FG% and .239 3PT% over his last five G League games:**

## Stanley Umude recent G League Games:

DATE	PTS	REB	AST	FG	FG%	3P	3PT%
3/5	17	7	1	7-17	.412	2-7	.286
3/3	15	15	1	6-21	.286	3-12	.250
3/2	13	8	5	6-20	.300	1-9	.111
2/29	2	3	1	1-9	.111	0-7	.000
2/25	33	9	2	10-18	.556	5-11	.455

**CAREER GAME:** On November 6 vs. Golden State, Umude erupted for career-highs in points (15), rebounds (3), 3-pointers (4) and minutes played (16). He splashed home 4-of-5 from 3-point land in a 5-of-8 shooting night from the field, including 1-of-1 from the free throw line.

**BREAKOUT PLAYER:** After earning a two-way contract in the preseason, Umude has played in 13 games for the Pistons this year with five 10+ point performances, including three in a row from 11/17-20. He shot .538 (7-13) 3PT% in that span. After returning to the Pistons on February 8 at Portland and going 3-of-4 from behind the line, he has shot .548 from deep this season.

**SEASON RECAP:** Played in 25 games for the Pistons G League affiliate Motor City Cruise in 2022-23, averaged 15.4 points, 4.8 rebounds, 1.0 assists and 0.7 blocks in 27.5 minutes per game...Led the team with 276 points in the Showcase with 108 rebounds, and 30 assists in 493 minutes...Finished third in scoring among all rookies in Winter Showcase (15.3). Dropped a career high 26 points on a career-best seven 3-pointers against Raptors 905 (1/12).





13 • CENTER

# JAMES WISEMAN

4th Season in the NBA  
2nd Season with the Pistons

**PRIOR:**  
Memphis

**HEIGHT:** 7-0  
**WEIGHT:** 255  
**BIRTHDATE:** 03/31/01  
**COUNTRY:** USA  
**ACQUIRED:** VIA TRADE WITH GSW (2/9/23)



	GP	GS	PPG	RPG	APG	SPG	BPG	MPG	FG%	3FG%	FT%
2023-24	43	0	5.9	4.2	0.7	0.19	0.58	14.3	.661	.000	.623
Career	127	49	9.1	5.3	0.7	0.20	0.69	18.3	.561	.267	.657

	POINTS			REB	AST	BLK	STL		
	10+	20+	30+	10+	10+	3+	3+	DBL-DBL	TPL-DBL
2023-24	8	1	--	1	--	2	--	1	--
Career	55	7	1	13	--	7	--	12	--

## RECENT GAMES

OPPONENT	W/L	MIN	FG-A	3P-A	FT-A	OR	DR	TR	A	PF	ST	TO	BS	PTS
3/7 vs. BKN	W	12:01	4-6	0-0	2-2	1	2	3	0	2	1	1	1	10
3/5 at MIA	L	16:05	3-4	0-0	0-0	3	4	7	1	2	0	2	0	6
3/3 at ORL	L	15:26	4-5	0-0	0-1	0	3	3	0	2	1	1	0	8
3/1 vs. CLE	L	12:02	2-4	0-0	0-0	2	4	6	0	3	0	0	0	4
2/27 at CHI	W	16:42	1-2	0-0	0-0	2	3	5	0	5	0	0	0	2

James Wiseman leads the Pistons with a **.661** FG%.

	2023-24 HIGHS	CAREER HIGHS
PTS	20 at PHI 12/15/23	30 at BKN 12/21/22
FGM	9 at PHI 12/15/23	12 at BKN 12/21/22
FGA	12 2 times (@ LAL, 2/13/24)	15 3 times (@ WAS, 3/14/23)
3FGM	--	3 2 times (vs. MIN, 1/27/21)
3FGA	1 2 times (@ GSW, 1/5/24)	4 at MIL 12/25/20
FTM	3 3 times (vs. ORL, 2/24/24)	6 vs. BKN 4/5/23
FTA	5 2 times (@ IND, 2/22/24)	8 3 times (@ BKN, 12/21/22)
OREB	5 2 times (@ LAL, 2/13/24)	6 at CHI 4/9/23
DREB	10 at PHI 12/15/23	10 3 times (@ PHI, 12/15/23)
TREB	13 at PHI 12/15/23	14 vs. IND 3/13/23
ASTS	5 at MIL 12/16/23	5 at MIL 12/16/23
STLS	1 8 times (vs. BKN, 3/7/24)	2 at BKN 12/22/20
BLKS	3 2 times (vs. TOR, 12/30/23)	4 vs. CHI 3/29/21
MINS	28 at PHI 12/15/23	35 at PHX 3/4/21

**SEASON HIGH:** Wiseman scored a season-high 20 points with 10 rebounds against Philadelphia (12/15). It was his second career 20-10 game, both with the Pistons. It was his seventh career 20-point game and first since March 19, 2023 and his first game with 10+ rebounds since April 9, 2023. He followed the performance with 17 points against Milwaukee (12/16), and his 37 points were his most in any two-game span as a Piston. He scored 10+ points in four consecutive games from December 12-18, his second-longest streak as a Piston (8, March 6-19, 2023).

**CHANGE OF SCENERY:** After recording three double-doubles through 60 games with Golden State, Wiseman collected five in his first 14 games with Detroit. He ended the season with eight double-doubles as a Piston on 12.7 PPG and 8.1 RPG. He scored 10+ in 18 of 24 games played with 10+ boards nine times. In the process, he turned in his first career 20-10 game with 22 points and 13 rebounds vs. Miami (3/19). Wiseman also set a career rebound mark twice with the Detroit, first with 13 boards and 16 points against Charlotte (3/9), and two-games later a career-best 14 rebounds (five offensive) and 18 points against Indiana (3/13).

**SEASON SUMMARY:** Appeared in 45 games (22 starts) last season with both Detroit and Golden State, averaging 10.0 points, 5.9 rebounds and 0.7 assists in 19.3 minutes....Played in 24 games (two starts) with the Pistons, averaging 12.7 points, 5.9 rebounds and 0.7 assists in 19.3 minutes...Played in 21 games (no starts) with the Warriors, averaging 6.9 points, 3.5 rebounds and 0.7 assists in 12.5 minutes...Scored 10-plus points 17 times and 20-plus points three times with Detroit...Led the team in scoring twice and rebounds eight times...Posted seven double-doubles in a Pistons uniform after notching just three through 60 games as a Warrior...Scored a season-high 30 points (GSW) with six rebounds and two assists at BKN (12/21)... Tallied 22 points and 13 rebounds on 10-13 FG vs. MIA (3/19).



## 2023-24 MISCELLANEOUS BREAKDOWN

### TEAM RECORD

	RECORD	HOME	ROAD	OT
OVERALL	10-52	5-25	5-27	1-2
ATLANTIC	2-9	2-3	0-6	0-1
CENTRAL	2-12	1-5	1-7	--
SOUTHEAST	3-10	1-5	2-5	--
EASTERN	7-31	4-13	3-18	0-1
SOUTHWEST	0-5	0-3	0-2	--
NORTHWEST	2-7	1-4	1-3	1-1
PACIFIC	1-9	0-5	1-4	--
WESTERN	3-21	1-12	2-9	1-1

### TEAM WINNING & LOSING STREAKS

LONG:	OVERALL	HOME	ROAD
Win	2/7/2024 — 2/8/2024 (2)	3/7/2024 — 3/7/2024 (1)	2/7/2024 — 2/8/2024 (2)
Loss	10/30/2023 — 12/28/2023 (28)	11/1/2023 — 12/26/2023 (14)	10/30/2023 — 1/7/2024 (18)

\*showing most recent streaks

### AFTER 62 GAMES: W10, L52

MARGIN	1	2	3	4	5	6	7	8	9	10	11	12	13	14	15	16	17	18	19	20	21	22	23	24	25
Won By:		1				2	1			1		2	1			2									
Lost By:	1	3	1	2		8	2	5	4	1	4	2		5		1	1	1	1		1	2	2		

MARGIN	26	27	28	29	30	31	32	33	34	35	36	37	38	39	40	41	42	43	44	45	46	47	48	49	50+
Won By:																									
Lost By:	1			1			3																		

AT START OF:	OVERALL	HOME	ROAD	FG%:	OVERALL	HOME	ROAD
2nd-Ahead:	5-15	3-11	2-4	-44%	0-14	0-4	0-10
-Behind:	5-36	2-13	3-23	45-49%	2-24	0-13	2-11
-Tied:	0-1	0-1	0-0	50-54%	6-12	5-7	1-5
3rd-Ahead:	6-8	3-4	3-4	55-59%	2-2	0-1	2-1
-Behind:	3-42	1-20	2-22	+60%	0-0	0-0	0-0
-Tied:	1-2	1-1	0-1				
4th-Ahead:	7-7	4-3	3-4				
-Behind:	3-44	1-22	2-22				
-Tied:	0-1	0-0	0-1				

	PISTONS	AVG.	HIGH	OPP.	AVG.	HIGH
POINTS IN THE PAINT	3,190	51.5	70 vs. Hawks, 11/14/2023	3,368	54.3	82 at Pistons, 01/09/2024
2ND CHANCE POINTS	853	13.8	31 at Celtics, 12/28/2023	866	14	26 (3) at Bucks, 12/16/2023
FAST BREAK POINTS	902	14.5	28 at Clippers, 02/10/2024	879	14.2	32 at 76ers, 12/15/2023
BENCH POINTS	2,447	39.5	85 vs. Bucks, 01/20/2024	2,162	34.9	70 at Pistons, 01/10/2024
IND. HIGH OFF BENCH	34	--	Burks, 34 at Wizards, 01/15/2024	36	--	Clarkson, 36 at Jazz, 01/03/2024
POINTS OFF TURNOVER	875	14.1	28 (3) at Magic, 03/03/2024	1,220	19.7	33 at Rockets, 01/01/2024



PISTONS RECORD WHEN...	OVERALL	HOME	ROAD
Outrebounding opponent	9-21	4-9	5-12
Outrebounded by opponent	0-28	0-15	0-13
Tied in Rebounding	1-3	1-1	0-2
Shooting better than opponent	9-15	4-8	5-7
Shooting worse than opponent	1-37	1-17	0-20
Shooting same than opponent	0-0	0-0	0-0
More FTM than opponent	7-13	4-8	3-5
Less FTM than opponent	3-38	1-17	2-21
Same FTM than opponent	0-1	0-0	0-1
More 3FGM than opponent	6-16	2-9	4-7
Less 3FGM than opponent	2-29	1-12	1-17
Same 3FGM than opponent	2-7	2-4	0-3
More assists than opponent	5-18	3-6	2-12
Less assists than opponent	2-30	1-15	1-15
Same assists than opponent	3-4	1-4	2-0
More turnovers than opponent	8-40	3-20	5-20
Less turnovers than opponent	1-12	1-5	0-7
Same turnovers than opponent	1-0	1-0	0-0
Bench outscores opponent bench	8-28	4-11	4-17
Opponent bench outscores DET	2-23	1-14	1-9
Bench scoring equal	0-1	0-0	0-1
Scoring less than 80 points	0-0	0-0	0-0
Scoring between 80-89 points	0-0	0-0	0-0
Scoring between 90-99 points	0-4	0-1	0-3
Scoring between 100-109	1-16	0-12	1-4
Scoring 110 or more points	9-29	5-11	4-18
Opponent scores less than 80	0-0	0-0	0-0
Opponent scores between 80-89	0-0	0-0	0-0
Opponent scores between 90-99	2-0	0-0	2-0
Opponent scores between 100-109	3-3	3-1	0-2
Opponent scores 110 or more	5-49	2-24	3-25

	NUMBER OF TIMES LEADING TEAM IN . . . (INCLUDES TIES)					
	PTS	REB	AST	BLK	STL	MIN
Ryan Arcidiacono	--	--	--	--	--	--
Marvin Bagley III	1	3	--	5	1	--
Buddy Boeheim	--	--	--	--	--	--
Bojan Bogdanovic	6	1	--	2	9	7
Troy Brown Jr.	--	--	--	--	--	--
Alec Burks	5	--	2	5	5	--
Malcolm Cazalon	--	--	--	2	--	--
Cade Cunningham	30	--	40	10	12	26
Jalen Duren	4	40	2	15	8	3
Tosan Evbuomwan	--	--	--	--	--	--
Malachi Flynn	--	--	--	--	1	--
Simone Fontecchio	1	--	--	1	2	--
Evan Fournier	1	--	--	--	1	--
Danilo Gallinari	1	--	--	3	--	--
Taj Gibson	--	--	--	--	--	--
Quentin Grimes	--	--	--	1	1	--
Joe Harris	--	--	--	4	1	--
Killian Hayes	2	1	13	9	14	2
Jaden Ivey	8	1	11	14	12	11
Kevin Knox II	2	1	--	5	5	1
Isaiah Livers	--	1	--	3	4	1
Shake Milton	--	1	--	--	--	--
Monte Morris	--	--	--	2	--	--
Mike Muscala	--	--	--	1	1	--
Jared Rhoden	--	--	--	2	--	--
Marcus Sasser	1	--	6	6	11	1
Isaiah Stewart	--	7	--	13	3	4
Ausar Thompson	1	14	1	25	23	6
Stanley Umude	1	--	--	3	1	--
James Wiseman	1	2	--	13	2	--

# STARTING LINEUPS

LAST USED	GAME	FORWARD	FORWARD	CENTER	GUARD	GUARD	RECORD
Nov. 10, 23	vs. 76ers	Ausar Thompson	Isaiah Stewart	Jalen Duren	Cade Cunningham	Killian Hayes	2-6
Nov. 12, 23	at Bulls	Jaden Ivey	Ausar Thompson	Marvin Bagley III	Cade Cunningham	Killian Hayes	0-1
Nov. 14, 23	vs. Hawks	Ausar Thompson	Isaiah Stewart	Marvin Bagley III	Cade Cunningham	Killian Hayes	0-3
Nov. 17, 23	at Cavaliers	Ausar Thompson	Kevin Knox II	Isaiah Stewart	Cade Cunningham	Killian Hayes	0-1
Nov. 19, 23	at Raptors	Ausar Thompson	Kevin Knox II	Isaiah Stewart	Cade Cunningham	Jaden Ivey	0-1
Nov. 24, 23	at Pacers	Ausar Thompson	Isaiah Stewart	Marvin Bagley III	Jaden Ivey	Cade Cunningham	0-2
Nov. 30, 23	at Knicks	Isaiah Livers	Isaiah Stewart	Jalen Duren	Cade Cunningham	Killian Hayes	0-1
Dec. 2, 23	vs. Cavaliers	Killian Hayes	Isaiah Stewart	Jalen Duren	Jaden Ivey	Cade Cunningham	0-1
Dec. 8, 23	at Magic	Bojan Bogdanovic	Isaiah Stewart	Marvin Bagley III	Killian Hayes	Cade Cunningham	0-1
Dec. 15, 23	at 76ers	Ausar Thompson	Bojan Bogdanovic	Isaiah Stewart	Killian Hayes	Cade Cunningham	0-3
Dec. 16, 23	at Bucks	Ausar Thompson	Bojan Bogdanovic	Marvin Bagley III	Killian Hayes	Cade Cunningham	0-1
Dec. 18, 23	at Hawks	Ausar Thompson	Bojan Bogdanovic	Marvin Bagley III	Jaden Ivey	Cade Cunningham	0-1
Dec. 21, 23	vs. Jazz	Bojan Bogdanovic	Isaiah Stewart	Marvin Bagley III	Jaden Ivey	Cade Cunningham	0-1
Dec. 23, 23	at Nets	Ausar Thompson	Bojan Bogdanovic	Isaiah Stewart	Jaden Ivey	Cade Cunningham	0-1
Jan. 7, 24	at Nuggets	Bojan Bogdanovic	Isaiah Livers	Jalen Duren	Jaden Ivey	Cade Cunningham	0-3
Jan. 10, 24	vs. Spurs	Isaiah Livers	Bojan Bogdanovic	Jalen Duren	Jaden Ivey	Killian Hayes	0-2
Jan. 15, 24	at Wizards	Kevin Knox II	Isaiah Stewart	Jalen Duren	Jaden Ivey	Killian Hayes	1-1
Jan. 22, 24	vs. Bucks	Bojan Bogdanovic	Kevin Knox II	Jalen Duren	Jaden Ivey	Killian Hayes	0-2
Jan. 24, 24	vs. Hornets	Bojan Bogdanovic	Isaiah Stewart	Jalen Duren	Jaden Ivey	Killian Hayes	1-1
Jan. 27, 24	vs. Wizards	Bojan Bogdanovic	Isaiah Stewart	Jalen Duren	Jaden Ivey	Cade Cunningham	0-2
Jan. 28, 24	vs. Thunder	Bojan Bogdanovic	Isaiah Stewart	Jalen Duren	Cade Cunningham	Killian Hayes	1-1
Jan. 31, 24	at Cavaliers	Bojan Bogdanovic	Mike Muscala	Jalen Duren	Jaden Ivey	Cade Cunningham	0-1
Feb. 4, 24	vs. Magic	Kevin Knox II	Bojan Bogdanovic	Jalen Duren	Jaden Ivey	Cade Cunningham	1-4
Feb. 7, 24	at Kings	Ausar Thompson	Mike Muscala	Jalen Duren	Jaden Ivey	Killian Hayes	1-0
Feb. 10, 24	at Clippers	Ausar Thompson	Mike Muscala	Jalen Duren	Jaden Ivey	Cade Cunningham	1-1
Feb. 26, 24	at Knicks	Simone Fontecchio	Ausar Thompson	Jalen Duren	Cade Cunningham	Jaden Ivey	0-5
Mar. 7, 24	vs. Nets	Ausar Thompson	Isaiah Stewart	Jalen Duren	Cade Cunningham	Jaden Ivey	2-5



TEAM TREND	TTL	LAST GAME	TEAM TREND	TTL	LAST GAME
<4 Pistons w/ 10+ pts	0-2	vs. UTA 12/21/23	Pistons shoot 50.0% or better	6-12	vs. BKN 3/7/24
4+ Pistons w/ 10+ pts	10-50	vs. BKN 3/7/24	Opp shoots 50.0% or better	1-28	@ ORL 3/3/24
5+ Pistons w/ 10+ pts	9-38	vs. BKN 3/7/24	Pistons shoot 45.0% or better	10-29	vs. BKN 3/7/24
6+ Pistons w/ 10+ pts	4-17	@ CHI 2/27/24	Pistons shoot 44.0% or below	0-14	@ MIA 3/5/24
7+ Pistons w/ 10+ pts	0-4	@ CLE 1/31/24	Pistons shoot 40.0% or below	0-3	@ ORL 3/3/24
8+ Pistons w/ 10+ pts	0-0		Opp shoots 45.0% or better	6-46	vs. BKN 3/7/24
Pistons no 20+ pt scorer	0-8	@ ORL 3/3/24	Opp shoots 40.0% or below	2-1	vs. CLE 3/1/24
Opp no 20+ pt scorer	0-2	vs. ORL 2/24/24	Pistons w/10+ 3-pointers made	10-31	vs. BKN 3/7/24
2+ Pistons w/20+ pt scorer	5-24	vs. BKN 3/7/24	Opp w/10+ 3-pointers made	7-43	vs. BKN 3/7/24
2+ Opp w/20+ pt scorer	10-34	vs. BKN 3/7/24	Pistons w/15+ 3-pointers made	3-8	@ POR 2/8/24
3+ Pistons w/20+ pt scorer	3-5	@ LAC 2/10/24	Opp w/15+ 3-pointers made	4-10	vs. BKN 3/7/24
3+ Opp w/20+ pt scorer	3-13	@ CHI 2/27/24	Pistons 3FG% 40.0% or better	6-14	vs. BKN 3/7/24
Pistons w/30+ pt scorer	5-16	vs. BKN 3/7/24	Opp 3FG% 40.0% or better	3-21	vs. BKN 3/7/24
Opp w/30+ pt scorer	6-28	vs. BKN 3/7/24	Pistons FT% 80.0 or better	5-22	vs. BKN 3/7/24
All 5 Starters w/10+ pts	2-6	vs. CLE 3/1/24	Opp FT% 80.0 or better	5-35	@ MIA 3/5/24
Opp 5 Starters w/10+ pts	0-11	vs. ORL 2/24/24	Pistons FT% below 70.0	1-12	vs. ORL 2/24/24
2+ reserves w/10+ pts	6-24	@ ORL 3/3/24	Opp FT% below 70.0	2-4	vs. ORL 2/24/24
Opp 2+ reserves w/10+ pts	1-24	@ MIA 3/5/24	Pistons FTM >= Opp FTA	6-6	vs. BKN 3/7/24
3+ reserves w/10+ pts	1-8	@ CLE 1/31/24	Opp FTM >= Pistons FTA	1-27	@ ORL 3/3/24
Opp 3+ reserves w/10+ pts	0-8	vs. ORL 2/24/24	Pistons FG% >= Opp FG%	9-12	vs. BKN 3/7/24
Pistons <20 pts. in 1st qtr	1-4	@ POR 2/8/24	Opp FG% >= Pistons FG%	0-32	@ MIA 3/5/24
Opp <20 pts. in 1st qtr	2-1	vs. BKN 3/7/24	Pistons w/30+ FTA	2-6	@ POR 2/8/24
Pistons w/30+ pts in 1st qtr	2-18	vs. ORL 2/24/24	Opp w/30+ FTA	2-17	vs. CLE 3/1/24
Opp w/30+ pts in 1st qtr	4-33	@ MIA 3/5/24	Pistons w/20+ asts	10-50	vs. BKN 3/7/24
Pistons under 50 pts 1st half	0-17	vs. CLE 3/1/24	Opp w/20+ asts	8-51	vs. BKN 3/7/24
Opp under 50 pts 1st half	3-3	@ LAC 2/10/24	Pistons w/25+ asts	8-36	@ MIA 3/5/24
Pistons 50+ pts 1st half	10-35	vs. BKN 3/7/24	Opp w/25+ asts	5-36	@ MIA 3/5/24
Opp 50+ pts 1st half	7-49	vs. BKN 3/7/24	Pistons w/30+ asts	2-10	@ LAL 2/13/24
Pistons 60+ pts in 1st half	4-10	@ MIA 3/5/24	Opp w/30+ asts	2-14	@ NYK 2/26/24
Opp 60+ pts in 1st half	4-31	@ MIA 3/5/24	Pistons asts >= Opp asts	5-18	@ ORL 3/3/24
Pistons lead by 10+ pts	8-12	vs. BKN 3/7/24	Opp asts >= Pistons asts	2-30	@ MIA 3/5/24
Opp leads by 10+ pts	3-46	@ MIA 3/5/24	Pistons w/12 or fewer TOs	4-13	@ MIA 3/5/24
Games decided by 10+ points	6-26	@ ORL 3/3/24	Opp w/12 or fewer TOs	7-34	@ MIA 3/5/24
Games decided by 4-9 points	3-21	vs. BKN 3/7/24	Pistons w/20+ TOs	2-4	vs. BKN 3/7/24
Games decided by 3 or less points	1-5	@ NYK 2/26/24	Opp w/20+ TOs	0-2	@ ORL 3/3/24
Both teams score 100+ pts	8-48	vs. BKN 3/7/24	Pistons TO >= Opp TO	8-40	vs. BKN 3/7/24
Both teams under 100 pts	0-0		Opp TO >= Pistons TO	1-12	@ ORL 3/3/24
Pistons score under 100 pts	0-4	@ ORL 3/3/24	Pistons w/50+ REB	10-23	vs. BKN 3/7/24
Opp scores under 100 pts	2-0	@ CHI 2/27/24	Opp w/50+ REB	4-35	@ ORL 3/3/24
Pistons score 100+ pts	10-48	vs. BKN 3/7/24	Pistons REB >= Opp REB	9-21	vs. BKN 3/7/24
Opp scores 100+ pts	8-52	vs. BKN 3/7/24	Opp REB >= Pistons REB	0-28	@ ORL 3/3/24
Pistons score 110+ pts	9-29	vs. BKN 3/7/24	Pistons w/10+ more REB than Opp	5-6	vs. BKN 3/7/24
Opp scores 110+ pts	5-49	vs. BKN 3/7/24	Opp w/10+ more REB than DET	0-16	@ ORL 3/3/24
Pistons tied or lead after the 3rd qtr	7-6	vs. BKN 3/7/24	Pistons w/10+ stls	0-7	@ ORL 3/3/24
Pistons tied or lead at halftime	7-9	@ LAC 2/10/24	Opp w/10+ stls	4-18	vs. BKN 3/7/24
Pistons tied or lead after 1st qtr	6-15	vs. BKN 3/7/24	2+ Pistons w/double-double	4-10	vs. BKN 3/7/24
Pistons trailing after the 3rd qtr	3-46	@ MIA 3/5/24	2+ Opp w/double-double	3-10	@ CHI 2/27/24
Pistons trailing at halftime	3-43	vs. BKN 3/7/24	3+ Pistons w/double-double	0-1	@ BOS 12/28/23
Pistons trailing after 1st qtr	4-37	@ MIA 3/5/24	3+ Opp w/double-double	0-1	vs. MIL 1/20/24
1st game Back-to-Back	2-9	@ NYK 2/26/24	Pistons PITP >= Opp PITP	5-18	vs. BKN 3/7/24
2nd game Back-to-Back	4-7	@ CHI 2/27/24	Opp PITP >= Pistons PITP	4-29	@ ORL 3/3/24
1st game after a win	2-7	vs. CLE 3/1/24	Pistons 2CP >= Opp 2CP	8-25	vs. BKN 3/7/24
1st game after a loss	8-44	vs. BKN 3/7/24	Opp 2CP >= Pistons 2CP	2-24	@ ORL 3/3/24
On Monday	1-9	@ NYK 2/26/24	Pistons FB Pts >= Opp FB Pts	5-23	vs. BKN 3/7/24
On Tuesday	1-5	@ MIA 3/5/24	Opp FB Pts >= Pistons FB Pts	4-27	@ MIA 3/5/24
On Wednesday	2-11	@ PHX 2/14/24			
On Thursday	2-5	vs. BKN 3/7/24			
On Friday	1-9	vs. CLE 3/1/24			
On Saturday	2-7	vs. ORL 2/24/24			
On Sunday	1-6	@ ORL 3/3/24			
January	3-12	@ CLE 1/31/24			
February	3-8	@ CHI 2/27/24			
March	1-3	vs. BKN 3/7/24			
October	2-2	@ OKC 10/30/23			
November	0-15	@ NYK 11/30/23			
December	1-12	vs. TOR 12/30/23			





## 2023-24 DETROIT PISTONS/OPPONENTS SINGLE GAME HIGHS/LOWS

		DETROIT PISTONS		OPPONENTS
Points	43	Cade Cunningham at ATL 12/18/2023	51	Zach LaVine vs. CHI 10/28/2023
Points in a Quarter	20	Cade Cunningham (4th) at ATL 12/18/2023	20	Donovan Mitchell (4th) at CLE 01/31/2024
			20	Alperen Sengun (3rd) at HOU 01/01/2024
			20	Pascal Siakam (3rd) vs. TOR 12/30/2023
			20	Zach LaVine (3rd) vs. CHI 10/28/2023
Points in a Half	37	Cade Cunningham (2nd) vs. BKN 12/26/2023	32	Desmond Bane (2nd) vs. MEM 12/06/2023
Field Goals	16	Cade Cunningham at ATL 12/18/2023	19	Desmond Bane vs. MEM 12/06/2023
			19	Zach LaVine vs. CHI 10/28/2023
Field Goal Attempts	27	Cade Cunningham at MIL 11/08/2023	33	Zach LaVine vs. CHI 10/28/2023
	27	Cade Cunningham vs. POR 11/01/2023		
	27	Cade Cunningham at MIA 10/25/2023		
Field Goal Percentage	1.000	Jalen Duren (8-8) at WAS 01/15/2024	1.000	Markelle Fultz (8-8) at ORL 03/03/2024
	1.000	Jalen Duren (8-8) vs. CLE 12/02/2023		
3-PT Field Goal	8	Alec Burks at WAS 01/15/2024	8	Darius Garland vs. CLE 03/01/2024
	8	Bojan Bogdanovic at UTA 01/03/2024		
3-PT FG Attempts	15	Bojan Bogdanovic at UTA 01/03/2024	17	Stephen Curry vs. GSW 11/06/2023
3-PT FG Percentage	1.000	Jaden Ivey (7-7) at POR 02/08/2024	1.000	Karl-Anthony Towns (5-5) vs. MIN 01/17/2024
			1.000	Marcus Morris Sr. (5-5) at PHI 12/15/2023
Free Throws	11	Cade Cunningham vs. DEN 11/20/2023	18	Jerami Grant at POR 02/08/2024
	11	Alec Burks at CHA 10/27/2023		
Free Throw Attempts	12	Jaden Ivey vs. TOR 12/30/2023	22	Giannis Antetokounmpo vs. MIL 01/20/2024
	12	Cade Cunningham vs. PHI 12/13/2023		
	12	Alec Burks at CHA 10/27/2023		
Free Throw Percentage	1.000	Cade Cunningham (11-11) vs. DEN 11/20/2023	1.000	Damian Lillard (16-16) vs. MIL 01/20/2024
Offensive Rebounds	9	Jalen Duren vs. OKC 01/28/2024	8	Jimmy Butler at MIA 10/25/2023
Defensive Rebounds	17	Jalen Duren at WAS 01/15/2024	14	Giannis Antetokounmpo vs. MIL 01/22/2024
Total Rebounds	22	Jalen Duren at POR 02/08/2024	17	Evan Mobley vs. CLE 03/01/2024
			17	Giannis Antetokounmpo vs. MIL 01/22/2024
Assists	13	Cade Cunningham at UTA 01/03/2024	16	Nikola Jokic at DEN 01/07/2024
			16	Tyrese Haliburton vs. IND 12/11/2023
Steals	5	Ausar Thompson vs. CLE 03/01/2024	5	Alex Caruso at CHI 02/27/2024
			5	Matisse Thybulle at POR 02/08/2024
			5	Jayson Tatum at BOS 12/28/2023
			5	Deandre Ayton vs. POR 11/01/2023
Blocks	5	Isaiah Stewart vs. MIL 01/22/2024	6	Anthony Davis at LAL 02/13/2024
	5	Jalen Duren vs. WAS 11/27/2023	6	Walker Kessler at UTA 01/03/2024
	5	Ausar Thompson at MIA 10/25/2023		
Minutes	48:05	Jaden Ivey at POR 02/08/2024	45:00	Jerami Grant at POR 02/08/2024
Points in Paint	24	Cade Cunningham vs. PHX 11/05/2023	30	Domantas Sabonis vs. SAC 01/09/2024
Second Chance Points	12	Jalen Duren at POR 02/08/2024	14	Myles Turner at IND 11/24/2023
Fast Break Points	12	Bojan Bogdanovic vs. BKN 12/26/2023	13	Keegan Murray vs. SAC 01/09/2024

## 2023-24 DETROIT PISTONS/OPPONENTS TEAM SINGLE GAME HIGHS/LOWS

PISTONS HIGHS	PISTONS LOWS	CATEGORY	OPPONENTS HIGHS	OPPONENTS LOWS
148 at UTA 01/03/2024	91 (2) at ORL 03/03/2024	Points	154 at UTA 01/03/2024	95 at CHI 02/27/2024
47 vs. SAC 01/09/2024	17 at NYK 11/30/2023	Points/1st Qtr.	43 at MIL 12/16/2023	16 vs. BKN 03/07/2024
46 vs. OKC 01/28/2024	16 at PHX 02/14/2024	Points/2nd Qtr.	41 (2) vs. BKN 03/07/2024	18 (2) at LAC 02/10/2024
70 (2) vs. OKC 01/28/2024	39 at PHI 12/15/2023	Points/1st Half	81 at MIL 12/16/2023	44 (2) vs. CHI 10/28/2023
45 at IND 02/22/2024	16 at BOS 12/28/2023	Points/3rd Qtr.	47 at HOU 01/01/2024	21 at CLE 11/17/2023
41 at TOR 11/19/2023	15 vs. SAC 01/09/2024	Points/4th Qtr.	41 vs. TOR 12/30/2023	14 vs. CHA 01/24/2024
77 vs. TOR 12/30/2023	41 (2) vs. WAS 01/27/2024	Points/2nd Half	83 vs. TOR 12/30/2023	40 at CHI 02/27/2024
56 at UTA 01/03/2024	33 (2) at ORL 03/03/2024	Field Goals	55 at TOR 11/19/2023	33 (2) vs. CLE 03/01/2024
108 at LAL 02/13/2024	75 at CHI 02/27/2024	Field Goal Attempts	103 at UTA 01/03/2024	72 at ORL 03/03/2024
.560 at SAC 02/07/2024	.371 vs. CLE 03/01/2024	Field Goal Percentage	.597 at ORL 03/03/2024	.375 at CHA 10/27/2023
21 vs. MIL 01/20/2024	4 at PHI 12/15/2023	3-PT Field Goal	19 (2) at WAS 01/15/2024	2 at CHI 02/27/2024
44 at GSW 01/05/2024	18 at IND 11/24/2023	3-PT FG Attempts	44 at SAC 02/07/2024	20 vs. POR 11/01/2023
.593 at POR 02/08/2024	.190 at PHI 12/15/2023	3-PT FG Percentage	.500 (4) vs. ORL 02/24/2024	.069 at CHI 02/27/2024
35 vs. TOR 12/30/2023	7 at LAC 02/10/2024	Free Throws	36 at PHX 02/14/2024	8 vs. OKC 01/28/2024
40 vs. TOR 12/30/2023	7 at LAC 02/10/2024	Free Throw Attempts	49 vs. MIL 01/20/2024	11 at WAS 01/15/2024
1.000 (3) at LAC 02/10/2024	.500 at IND 02/22/2024	Free Throw Percentage	.962 at LAC 02/10/2024	.621 at TOR 11/19/2023
19 (2) at BOS 12/28/2023	5 (2) at ORL 03/03/2024	Offensive Rebounds	17 vs. GSW 11/06/2023	0 at LAC 02/10/2024
43 at LAC 02/10/2024	23 (2) at ORL 03/03/2024	Defensive Rebounds	45 at PHX 02/14/2024	20 vs. CHI 10/28/2023
57 (2) at LAC 02/10/2024	28 at ORL 03/03/2024	Total Rebounds	54 (2) at PHX 02/14/2024	28 vs. BKN 03/07/2024
36 vs. ATL 11/14/2023	17 at ORL 12/08/2023	Assists	44 at TOR 11/19/2023	16 vs. CHI 10/28/2023
14 at PHX 02/14/2024	2 (3) at SAC 02/07/2024	Steals	17 at PHI 12/15/2023	3 at GSW 01/05/2024
30 (2) at PHX 02/14/2024	10 at WAS 01/15/2024	Team Fouls	26 vs. TOR 12/30/2023	7 vs. MEM 12/06/2023
32 at PHX 02/14/2024	11 vs. OKC 01/28/2024	Personal Fouls	27 (2) at POR 02/08/2024	9 (2) vs. MEM 12/06/2023
23 at CHA 10/27/2023	8 (3) vs. CLE 03/01/2024	Turnovers	23 at PHX 02/14/2024	4 at SAC 02/07/2024
13 at MIA 10/25/2023	0 (2) vs. CHA 01/24/2024	Blocks	11 (2) at PHX 02/14/2024	1 (2) at HOU 01/01/2024
70 vs. ATL 11/14/2023	32 vs. GSW 11/06/2023	Points in Paint	82 vs. SAC 01/09/2024	28 vs. CLE 03/01/2024
31 at BOS 12/28/2023	4 (2) at IND 02/22/2024	Second Chance Points	26 (3) at MIL 12/16/2023	0 at LAC 02/10/2024
28 at LAC 02/10/2024	6 (3) vs. WAS 01/27/2024	Fast Break Points	32 at PHI 12/15/2023	2 (2) at CHI 02/27/2024
21 at BOS 12/28/2023	0 (5) vs. CLE 03/01/2024	Biggest Lead	41 at PHI 12/15/2023	2 at CHA 10/27/2023
85 vs. MIL 01/20/2024	16 vs. CLE 03/01/2024	Bench Points	70 vs. SAS 01/10/2024	10 vs. PHI 11/10/2023
28 (3) at ORL 03/03/2024	3 (2) vs. HOU 01/12/2024	Points Off Turnovers	33 at HOU 01/01/2024	9 vs. MIN 01/17/2024





## 2023-24 GAME-BY-GAME STATISTICS AND RESULTS

DATE	OPPONENT	H-R	W-L	SCORE DET-OPP	HOME RECORD	ROAD RECORD	TOTAL RECORD	PISTONS HI SCORER	PT	PISTONS HI REBR	RB	PISTONS HI ASSISTS	AST	OPPONENT HI SCORER	PT	ATTEND
10/25	at Heat	R	L	102-103	0-0	0-1	0-1	C. Cunningham	30	I. Stewart/J. Duren	14	C. Cunningham	9	B. Adebayo	22	19,695
10/27	at Hornets	R	W	111-99	0-0	1-1	1-1	A. Burks	24	J. Duren	17	A. Thompson/C. Cunningham	6	T. Rozier/L. Ball	20	15,855
10/28	Bulls	H	W	118-102	1-0	1-1	2-1	C. Cunningham	25	J. Duren	15	C. Cunningham	10	Z. LaVine	51	20,062
10/30	at Thunder	R	L	112-124	1-0	1-2	2-2	J. Ivey	20	A. Thompson	10	K. Hayes/A. Burks	7	S. Gilgeous-Alexander	32	16,127
11/01	Trail Blazers	H	L	101-110	1-1	1-2	2-3	C. Cunningham	30	A. Thompson	7	M. Sasser	6	S. Sharpe	29	16,912
11/02	at Pelicans	R	L	116-125	1-1	1-3	2-4	C. Cunningham	22	M. Bagley III	9	C. Cunningham	11	C. McCollum	33	15,884
11/05	Suns	H	L	106-120	1-2	1-3	2-5	C. Cunningham	26	J. Duren	11	C. Cunningham	6	K. Durant	41	20,062
11/06	Warriors	H	L	109-120	1-3	1-3	2-6	K. Hayes/C. Cunningham	21	I. Stewart	11	K. Hayes	7	S. Curry	34	20,062
11/08	at Bucks	R	L	118-120	1-3	1-4	2-7	C. Cunningham	33	A. Thompson	15	C. Cunningham	8	D. Lillard	34	17,341
11/10	76ers	H	L	106-114	1-4	1-4	2-8	K. Hayes	23	A. Thompson	13	C. Cunningham	7	J. Embiid	33	18,902
11/12	at Bulls	R	L	108-119	1-4	1-5	2-9	K. Knox II	18	A. Thompson	16	M. Sasser	6	D. DeRozan	29	19,088
11/14	Hawks	H	L	120-126	1-5	1-5	2-10	M. Bagley III	22	M. Bagley III	11	C. Cunningham	12	D. Murray	32	16,963
11/17	at Cavaliers	R	L	100-108	1-5	1-6	2-11	C. Cunningham	20	A. Thompson/I. Stewart/K. Knox II	10	C. Cunningham	8	D. Garland	28	19,432
11/19	at Raptors	R	L	113-142	1-5	1-7	2-12	S. Umude	19	A. Thompson	10	M. Sasser	6	P. Siakam	23	19,182
11/20	Nuggets	H	L	103-107	1-6	1-7	2-13	C. Cunningham	27	I. Stewart	11	C. Cunningham	9	R. Jackson	21	19,403
11/24	at Pacers	R	L	113-136	1-6	1-8	2-14	C. Cunningham	31	J. Duren	13	C. Cunningham	5	T. Haliburton	26	17,274
11/27	Wizards	H	L	107-126	1-7	1-8	2-15	C. Cunningham	26	J. Duren	14	C. Cunningham/J. Ivey	7	K. Kuzma	32	14,346
11/29	Lakers	H	L	107-133	1-8	1-8	2-16	C. Cunningham	15	J. Duren	7	K. Hayes/M. Sasser	8	D. Russell	35	20,062
11/30	at Knicks	R	L	112-118	1-8	1-9	2-17	C. Cunningham	31	J. Duren	12	C. Cunningham	8	J. Brunson	42	19,812
12/02	Cavaliers	H	L	101-110	1-9	1-9	2-18	C. Cunningham	23	J. Duren	11	C. Cunningham	11	D. Garland/M. Strus	22	18,924
12/06	Grizzlies	H	L	102-116	1-10	1-9	2-19	B. Bogdanovic	22	J. Duren	11	C. Cunningham	10	D. Bane	49	12,862
12/08	at Magic	R	L	91-123	1-10	1-10	2-20	C. Cunningham	21	K. Hayes	7	C. Cunningham	6	F. Wagner	27	18,655
12/11	Pacers	H	L	123-131	1-11	1-10	2-21	C. Cunningham	23	I. Stewart	7	K. Hayes/C. Cunningham	7	B. Mathurin	30	14,988
12/13	76ers	H	L	111-129	1-12	1-10	2-22	B. Bogdanovic	33	A. Thompson	8	C. Cunningham	7	J. Embiid	41	16,749
12/15	at 76ers	R	L	92-124	1-12	1-11	2-23	J. Wiseman	20	J. Wiseman	13	M. Sasser/J. Ivey	4	J. Embiid	35	19,761
12/16	at Bucks	R	L	114-146	1-12	1-12	2-24	C. Cunningham	25	M. Bagley III	7	C. Cunningham	6	D. Lillard	33	17,666
12/18	at Hawks	R	L	124-130	1-12	1-13	2-25	C. Cunningham	43	A. Thompson/J. Ivey	8	C. Cunningham	7	T. Young	31	17,664
12/21	Jazz	H	L	111-119	1-13	1-13	2-26	C. Cunningham	28	I. Stewart	10	C. Cunningham	10	K. Olynyk	27	18,122
12/23	at Nets	R	L	115-126	1-13	1-14	2-27	J. Ivey	23	B. Bogdanovic	8	J. Ivey	7	M. Bridges	29	17,732
12/26	Nets	H	L	112-118	1-14	1-14	2-28	C. Cunningham	41	J. Duren	15	C. Cunningham	5	C. Johnson	24	19,811
12/28	at Celtics	R	L	122-128	1-14	1-15	2-29	C. Cunningham	31	J. Duren	14	C. Cunningham	9	K. Porzingis	35	19,156
12/30	Raptors	H	W	129-127	2-14	1-15	3-29	C. Cunningham	30	J. Duren	17	C. Cunningham	12	P. Siakam	35	18,411
01/01	at Rockets	R	L	113-136	2-14	1-16	3-30	A. Burks	21	J. Duren	14	C. Cunningham	10	A. Sengun	26	18,055
01/03	at Jazz	R	L	148-154	2-14	1-17	3-31	B. Bogdanovic	36	J. Duren	10	C. Cunningham	13	J. Clarkson	36	18,206
01/05	at Warriors	R	L	109-113	2-14	1-18	3-32	C. Cunningham	30	J. Duren	12	K. Hayes	5	S. Curry	26	18,064
01/07	at Nuggets	R	L	114-131	2-14	1-19	3-33	J. Duren	20	A. Thompson/I. Livers/J. Duren	5	K. Hayes/J. Ivey	6	J. Murray	37	19,623
01/09	Kings	H	L	110-131	2-15	1-19	3-34	B. Bogdanovic	26	J. Duren	10	K. Hayes	7	D. Sabonis	37	13,992
01/10	Spurs	H	L	108-130	2-16	1-19	3-35	J. Duren	21	J. Duren	12	K. Hayes	12	K. Johnson	17	17,833
01/12	Rockets	H	L	110-112	2-17	1-19	3-36	A. Burks/K. Knox II	19	A. Thompson/J. Duren	8	J. Ivey/K. Hayes	8	A. Sengun	29	13,987
01/15	at Wizards	R	W	129-117	2-17	2-19	4-36	A. Burks	34	J. Duren	19	K. Hayes/J. Ivey	6	T. Jones	22	15,156
01/17	Timberwolves	H	L	117-124	2-18	2-19	4-37	J. Ivey	32	J. Duren	11	K. Hayes	8	K. Towns/A. Edwards	27	16,022
01/20	Bucks	H	L	135-141	2-19	2-19	4-38	A. Burks	33	A. Thompson/J. Duren	9	A. Burks/J. Ivey	6	D. Lillard	45	19,996
01/22	Bucks	H	L	113-122	2-20	2-19	4-39	M. Sasser	23	J. Duren	12	J. Ivey	6	G. Antetokounmpo	31	17,201
01/24	Hornets	H	W	113-106	3-20	2-19	5-39	B. Bogdanovic	34	J. Duren/I. Stewart	8	K. Hayes	8	B. Miller	23	15,020
01/27	Wizards	H	L	104-118	3-21	2-19	5-40	B. Bogdanovic	30	J. Duren	18	C. Cunningham	12	K. Kuzma	30	16,922
01/28	Thunder	H	W	120-104	4-21	2-19	6-40	J. Duren	22	J. Duren	21	J. Duren/J. Ivey	6	S. Gilgeous-Alexander	31	16,861
01/31	at Cavaliers	R	L	121-128	4-21	2-20	6-41	D. Gallinari	20	J. Duren	9	C. Cunningham	7	D. Mitchell	45	19,432
02/02	Clippers	H	L	125-136	4-22	2-20	6-42	J. Ivey	28	J. Duren	13	C. Cunningham	11	K. Leonard	33	19,122
02/04	Magic	H	L	99-111	4-23	2-20	6-43	C. Cunningham/J. Ivey	18	A. Thompson	7	C. Cunningham	7	F. Wagner	38	17,982
02/07	at Kings	R	W	133-120	4-23	3-20	7-43	J. Ivey	37	J. Duren	15	K. Hayes	9	D. Sabonis	30	17,832
02/08	at Trail Blazers	R	W	128-122	4-23	4-20	8-43	J. Duren	27	J. Duren	22	M. Sasser	11	J. Grant	49	18,125
02/10	at Clippers	R	L	106-112	4-23	4-21	8-44	J. Ivey	23	J. Duren	18	C. Cunningham	10	P. George	33	19,370
02/13	at Lakers	R	L	111-125	4-23	4-22	8-45	A. Thompson	19	J. Wiseman	9	C. Cunningham	7	L. James	25	18,997
02/14	at Suns	R	L	100-116	4-23	4-23	8-46	S. Fontecchio	18	S. Milton/J. Duren	9	C. Cunningham	8	K. Durant	25	17,071
02/22	at Pacers	R	L	115-129	4-23	4-24	8-47	C. Cunningham	30	J. Duren	13	C. Cunningham	8	T. Haliburton	25	16,506
02/24	Magic	H	L	109-112	4-24	4-24	8-48	C. Cunningham	26	J. Duren	11	J. Ivey	7	P. Bancharo	15	19,388
02/26	at Knicks	R	L	111-113	4-24	4-25	8-49	C. Cunningham	32	J. Duren	16	C. Cunningham	8	J. Brunson	35	19,303
02/27	at Bulls	R	W	105-95	4-24	5-25	9-49	C. Cunningham	26	J. Duren	10	C. Cunningham/J. Ivey/J. Duren	5	D. DeRozan/N. Vučević	25	21,089
03/01	Cavaliers	H	L	100-110	4-25	5-25	9-50	C. Cunningham	21	J. Duren	10	C. Cunningham	10	D. Garland	29	19,299
03/03	at Magic	R	L	91-113	4-25	5-26	9-51	E. Fournier	17	A. Thompson	6	C. Cunningham	7	P. Bancharo	29	19,459





03/05	at Heat	R	L	110-118	4-25	5-27	9-52	C. Cunningham	23	J. Duren	10	C. Cunningham	8	J. Butler	26	19,724
03/07	Nets	H	W	118-112	5-25	5-27	10-52	J. Ivey	34	J. Duren	14	C. Cunningham	11	D. Schroder	31	19,011







## QUARTER-BY-QUARTER SCORING BREAKDOWN

			PISTONS										OPPONENTS											
DATE	OPPONENT	OVERALL REC	W/L	1ST	2ND	1ST HALF	3RD	4TH	2ND HALF	1ST OT	BIGGEST LEAD	TOTAL	1ST	2ND	1ST HALF	3RD	4TH	2ND HALF	1ST OT	BIGGEST LEAD	TOTAL	POINT DIFF.		
10/25	at Miami	0-1	L	29	18	47	28	27	55	--	7	102	26	32	58	25	20	45	--	19	103	-1		
10/27	at Charlotte	1-1	W	32	22	54	29	28	57	--	15	111	21	26	47	28	24	52	--	2	99	12		
10/28	Chicago	2-1	W	29	28	57	27	34	61	--	19	118	26	18	44	33	25	58	--	4	102	16		
10/30	at Oklahoma City	2-2	L	21	26	47	32	33	65	--	1	112	33	26	59	32	33	65	--	21	124	-12		
11/1	Portland	2-3	L	32	27	59	25	17	42	--	18	101	26	21	47	36	27	63	--	9	110	-9		
11/2	at New Orleans	2-4	L	29	20	49	34	33	67	--	2	116	35	37	72	22	31	53	--	25	125	-9		
11/5	Phoenix	2-5	L	27	22	49	31	26	57	--	3	106	28	30	58	34	28	62	--	21	120	-14		
11/6	Golden State	2-6	L	26	22	48	34	27	61	--	7	109	31	25	56	27	37	64	--	13	120	-11		
11/8	at Milwaukee	2-7	L	23	29	52	43	23	66	--	10	118	24	38	62	28	30	58	--	15	120	-2		
11/10	Philadelphia	2-8	L	33	23	56	21	29	50	--	16	106	21	27	48	35	31	66	--	17	114	-8		
11/12	at Chicago	2-9	L	31	19	50	31	27	58	--	11	108	22	33	55	29	35	64	--	11	119	-11		
11/14	Atlanta	2-10	L	29	31	60	31	29	60	--	5	120	38	26	64	33	29	62	--	12	126	-6		
11/17	at Cleveland	2-11	L	26	19	45	28	27	55	--	6	100	35	24	59	21	28	49	--	16	108	-8		
11/19	at Toronto	2-12	L	20	25	45	27	41	68	--	0	113	32	37	69	35	38	73	--	40	142	-29		
11/20	Denver	2-13	L	23	32	55	24	24	48	--	8	103	27	29	56	25	26	51	--	8	107	-4		
11/24	at Indiana	2-14	L	26	37	63	33	17	50	--	6	113	33	28	61	36	39	75	--	23	136	-23		
11/27	Washington	2-15	L	27	27	54	29	24	53	--	8	107	31	26	57	37	32	69	--	21	126	-19		
11/29	LA Lakers	2-16	L	24	24	48	28	31	59	--	5	107	38	27	65	36	32	68	--	33	133	-26		
11/30	at New York	2-17	L	17	37	54	33	25	58	--	2	112	31	23	54	31	33	64	--	16	118	-6		
12/2	Cleveland	2-18	L	30	18	48	34	19	53	--	8	101	25	29	54	31	25	56	--	12	110	-9		
12/6	Memphis	2-19	L	29	27	56	28	18	46	--	8	102	31	21	52	30	34	64	--	14	116	-14		
12/8	at Orlando	2-20	L	23	21	44	24	23	47	--	6	91	28	30	58	35	30	65	--	34	123	-32		
12/11	Indiana	2-21	L	36	25	61	32	30	62	--	4	123	33	33	66	32	33	65	--	15	131	-8		
12/13	Philadelphia	2-22	L	26	30	56	24	31	55	--	2	111	39	31	70	34	25	59	--	30	129	-18		
12/15	at Philadelphia	2-23	L	22	17	39	23	30	53	--	0	92	26	35	61	33	30	63	--	41	124	-32		
12/16	at Milwaukee	2-24	L	20	36	56	27	31	58	--	0	114	43	38	81	33	32	65	--	34	146	-32		
12/18	at Atlanta	2-25	L	25	27	52	32	40	72	--	0	124	38	23	61	35	34	69	--	16	130	-6		
12/21	Utah	2-26	L	32	26	58	30	23	53	--	8	111	34	30	64	26	29	55	--	13	119	-8		
12/23	at Brooklyn	2-27	L	21	35	56	26	33	59	--	6	115	32	33	65	33	28	61	--	21	126	-11		
12/26	Brooklyn	2-28	L	31	23	54	31	27	58	--	14	112	25	36	61	27	30	57	--	11	118	-6		
12/28	at Boston	2-29	L	30	36	66	16	26	42	14	21	122	27	20	47	35	26	61	20	8	128	-6		
12/30	Toronto	3-29	W	25	27	52	38	39	77	--	11	129	24	20	44	42	41	83	--	5	127	2		
1/1	at Houston	3-30	L	29	26	55	25	33	58	--	2	113	31	28	59	47	30	77	--	33	136	-23		
1/3	at Utah	3-31	L	33	35	68	41	29	70	10	10	148	26	40	66	38	34	72	16	7	154	-6		
1/5	at Golden State	3-32	L	20	26	46	29	34	63	--	3	109	22	28	50	29	34	63	--	11	113	-4		
1/7	at Denver	3-33	L	29	28	57	28	29	57	--	4	114	31	34	65	43	23	66	--	24	131	-17		
1/9	Sacramento	3-34	L	47	18	65	30	15	45	--	20	110	29	39	68	30	33	63	--	21	131	-21		
1/10	San Antonio	3-35	L	19	32	51	26	31	57	--	2	108	31	32	63	32	35	67	--	25	130	-22		
1/12	Houston	3-36	L	30	25	55	36	19	55	--	12	110	23	32	55	33	24	57	--	6	112	-2		
1/15	at Washington	4-36	W	29	34	63	31	35	66	--	15	129	22	40	62	25	30	55	--	7	117	12		
1/17	Minnesota	4-37	L	40	22	62	28	27	55	--	3	117	39	31	70	28	26	54	--	17	124	-7		
1/20	Milwaukee	4-38	L	38	29	67	31	37	68	--	9	135	34	36	70	33	38	71	--	11	141	-6		
1/22	Milwaukee	4-39	L	30	26	56	29	28	57	--	8	113	30	28	58	31	33	64	--	11	122	-9		
1/24	Charlotte	5-39	W	28	24	52	37	24	61	--	8	113	31	21	52	40	14	54	--	6	106	7		
1/27	Washington	5-40	L	33	30	63	22	19	41	--	12	104	36	25	61	26	31	57	--	15	118	-14		
1/28	Oklahoma City	6-40	W	24	46	70	30	20	50	--	19	120	31	30	61	25	18	43	--	10	104	16		
1/31	at Cleveland	6-41	L	23	34	57	34	30	64	--	5	121	30	34	64	32	32	64	--	9	128	-7		
2/2	LA Clippers	6-42	L	33	26	59	31	35	66	--	14	125	27	38	65	36	35	71	--	20	136	-11		
2/4	Orlando	6-43	L	29	18	47	28	24	52	--	9	99	24	26	50	28	33	61	--	12	111	-12		
2/7	at Sacramento	7-43	W	31	39	70	27	36	63	--	15	133	36	27	63	36	21	57	--	9	120	13		
2/8	at Portland	8-43	W	25	31	56	28	36	64	8	6	128	30	41	71	26	23	49	2	23	122	6		
2/10	at LA Clippers	8-44	L	30	28	58	23	25	48	--	13	106	31	18	49	27	36	63	--	13	112	-6		
2/13	at LA Lakers	8-45	L	24	24	48	31	32	63	--	1	111	34	37	71	28	26	54	--	24	125	-14		
2/14	at Phoenix	8-46	L	25	16	41	28	31	59	--	2	100	37	33	70	29	17	46	--	35	116	-16		
2/22	at Indiana	8-47	L	25	18	43	45	27	72	--	1	115	42	30	72	30	27	57	--	31	129	-14		
2/24	Orlando	8-48	L	30	25	55	30	24	54	--	4	109	32	33	65	25	22	47	--	11	112	-3		
2/26	at New York	8-49	L	27	31	58	26	27	53	--	7	111	29	33	62	30	21	51	--	13	113	-2		
2/27	at Chicago	9-49	W	22	28	50	29	26	55	--	11	105	29	26	55	22	18	40	--	13	95	10		
3/1	Cleveland	9-50	L	24	24	48	22	30	52	--	0	100	32	31	63	28	19	47	--	26	110	-10		
3/3	at Orlando	9-51	L	27	23	50	21	20	41	--	2	91	31	28	59	30	24	54	--	27	113	-22		
3/5	at Miami	9-52	L	26	34	60	28	22	50	--	5	110	36	25	61	32	25	57	--	11	118	-8		
3/7	Brooklyn	10-52	W	26	28	54	31	33	64	--	18	118	16	41	57	24	31	55	--	6	112	6		
2023-24 TOTALS		10-52	--	1,710	1,664	3,374	1,818	1,730	3,548	32	--	6,954	1,875	1,857	3,732	1,932	1,788	3,720	38	--	7,490	-536		
AVG/GAME		--	--	27.6	26.8	54.4	29.3	27.9	57.2	10.7	7.7	112.2	30.2	30.0	60.2	31.2	28.8	60.0	12.7	17.2	120.8	-8.6		





## GAME-BY-GAME STATISTICS AND RESULTS

DATE	GAME	W/L	FG	FGA	PCT	3FG	3FGA	PCT	FT	FTA	PCT	OR	DR	REB	AST	PF	ST	TO	BS	PTS
10/25	Pistons at Heat	L	41	92	0.446	11	32	0.344	9	15	0.600	17	39	56	28	23	3	17	13	102
19,695			37	92	0.402	8	22	0.364	21	26	0.808	16	32	48	22	18	11	7	3	103
10/27	Pistons at Hornets	W	40	88	0.455	10	30	0.333	21	25	0.840	12	41	53	28	29	7	24	6	111
15,855			33	88	0.375	7	28	0.250	26	34	0.765	11	30	41	20	23	13	18	7	99
10/28	Pistons vs. Bulls	W	45	86	0.523	12	28	0.429	16	20	0.800	15	38	53	29	18	4	17	4	118
20,062			39	93	0.419	11	28	0.393	13	16	0.813	13	20	33	16	20	10	8	5	102
10/30	Pistons at Thunder	L	39	91	0.429	15	28	0.536	19	24	0.792	13	28	41	31	25	6	17	5	112
16,127			44	83	0.530	13	29	0.448	23	28	0.821	6	38	44	21	19	9	15	10	124
11/1	Pistons vs. Trail Blazers	L	40	90	0.444	11	29	0.379	10	11	0.909	6	32	38	24	31	12	18	4	101
16,912			38	81	0.469	7	20	0.350	27	33	0.818	7	37	44	23	15	10	17	7	110
11/2	Pistons at Pelicans	L	41	94	0.436	13	38	0.342	21	26	0.808	19	29	48	30	31	4	16	5	116
15,884			39	80	0.488	14	32	0.438	33	35	0.943	7	29	36	27	18	5	12	7	125
11/5	Pistons vs. Suns	L	43	87	0.494	8	23	0.348	12	14	0.857	10	23	33	25	23	7	16	6	106
20,062			43	86	0.500	8	21	0.381	26	29	0.897	14	29	43	29	13	8	18	10	120
11/6	Pistons vs. Warriors	L	38	80	0.475	13	30	0.433	20	21	0.952	7	32	39	23	20	8	16	2	109
20,062			46	97	0.474	12	41	0.293	16	21	0.762	17	27	44	26	14	8	11	4	120
11/8	Pistons at Bucks	L	48	98	0.490	7	29	0.241	15	16	0.938	11	42	53	28	24	2	19	5	118
17,341			41	90	0.456	11	37	0.297	27	32	0.844	5	31	36	19	18	8	10	7	120
11/10	Pistons vs. 76ers	L	40	86	0.465	8	28	0.286	18	22	0.818	11	37	48	28	26	3	17	5	106
18,902			35	83	0.422	9	28	0.321	35	41	0.854	11	35	46	23	23	13	9	5	114
11/12	Pistons at Bulls	L	38	88	0.432	11	32	0.344	21	26	0.808	16	33	49	26	19	4	16	6	108
19,088			44	91	0.484	11	30	0.367	20	25	0.800	11	29	40	22	21	12	7	6	119
11/14	Pistons vs. Hawks	L	47	90	0.522	10	29	0.345	16	23	0.696	14	28	42	36	20	9	17	6	120
16,963			45	87	0.517	12	33	0.364	24	26	0.923	10	31	41	28	19	9	14	7	126
11/17	Pistons at Cavaliers	L	39	91	0.429	9	35	0.257	13	15	0.867	18	33	51	20	19	8	17	6	100
19,432			42	82	0.512	9	21	0.429	15	21	0.714	7	32	39	21	9	9	12	6	108
11/19	Pistons at Raptors	L	39	83	0.470	9	26	0.346	26	35	0.743	7	34	41	25	23	3	17	3	113
19,182			55	102	0.539	14	36	0.389	18	29	0.621	12	35	47	44	23	10	8	5	142
11/20	Pistons vs. Nuggets	L	36	81	0.444	7	21	0.333	24	26	0.923	11	32	43	21	24	7	18	5	103
19,403			40	87	0.460	11	28	0.393	16	21	0.762	11	32	43	30	17	7	14	8	107
11/24	Pistons at Pacers	L	43	90	0.478	7	18	0.389	20	24	0.833	14	29	43	22	18	6	14	11	113
17,274			49	102	0.480	16	38	0.421	22	24	0.917	15	25	40	24	21	7	9	8	136
11/27	Pistons vs. Wizards	L	43	102	0.422	8	38	0.211	13	19	0.684	18	31	49	29	22	7	17	11	107
14,346			45	89	0.506	10	29	0.345	26	28	0.929	6	40	46	29	19	8	16	6	126
11/29	Pistons vs. Lakers	L	40	97	0.412	15	36	0.417	12	14	0.857	10	29	39	28	31	8	14	3	107
20,062			45	88	0.511	12	34	0.353	31	38	0.816	8	41	49	28	12	7	12	10	133
11/30	Pistons at Knicks	L	43	81	0.531	15	35	0.429	11	17	0.647	8	34	42	22	25	4	20	3	112
19,812			41	88	0.466	16	41	0.390	20	28	0.714	12	29	41	25	17	8	11	3	118
12/2	Pistons vs. Cavaliers	L	39	83	0.470	8	30	0.267	15	23	0.652	10	39	49	24	20	9	16	3	101
18,924			44	89	0.494	10	30	0.333	12	18	0.667	8	35	43	25	18	11	11	1	110
12/6	Pistons vs. Grizzlies	L	41	91	0.451	11	35	0.314	9	9	1.000	8	34	42	30	17	9	17	6	102
12,862			47	91	0.516	11	26	0.423	11	14	0.786	9	37	46	26	9	10	14	8	116
12/8	Pistons at Magic	L	34	81	0.420	6	30	0.200	17	24	0.708	8	30	38	17	17	3	16	2	91
18,655			49	89	0.551	10	26	0.385	15	19	0.789	6	39	45	26	20	5	10	4	123
12/11	Pistons vs. Pacers	L	45	81	0.556	10	29	0.345	23	30	0.767	6	24	30	26	18	11	15	4	123
14,988			52	92	0.565	13	31	0.419	14	19	0.737	11	32	43	33	20	8	18	5	131
12/13	Pistons vs. 76ers	L	39	88	0.443	10	33	0.303	23	30	0.767	6	29	35	24	22	6	10	3	111
16,749			45	87	0.517	11	30	0.367	28	34	0.824	10	43	53	28	20	6	11	4	129
12/15	Pistons at 76ers	L	35	81	0.432	4	21	0.190	18	23	0.783	7	35	42	19	25	3	21	7	92
19,761			41	98	0.418	14	37	0.378	28	31	0.903	16	38	54	24	23	17	12	8	124
12/16	Pistons at Bucks	L	43	96	0.448	6	28	0.214	22	26	0.846	10	26	36	25	23	10	8	4	114
17,666			50	88	0.568	19	42	0.452	27	32	0.844	8	41	49	24	24	5	15	8	146
12/18	Pistons at Hawks	L	48	94	0.511	9	22	0.409	19	27	0.704	12	24	36	23	26	7	13	3	124
17,664			46	85	0.541	16	36	0.444	22	27	0.815	11	29	40	25	24	6	18	10	130
12/21	Pistons vs. Jazz	L	43	86	0.500	9	31	0.290	16	19	0.842	12	29	41	24	19	6	21	9	111
18,122			43	94	0.457	11	30	0.367	22	24	0.917	15	29	44	26	18	15	13	7	119
12/23	Pistons at Nets	L	39	79	0.494	15	35	0.429	22	29	0.759	6	30	36	26	25	5	14	3	115
17,732			45	86	0.523	10	24	0.417	26	32	0.813	7	31	38	32	22	10	12	3	126
12/26	Pistons vs. Nets	L	40	90	0.444	9	25	0.360	23	32	0.719	16	36	52	20	27	6	14	4	112
19,811			41	82	0.500	9	22	0.409	27	43	0.628	7	35	42	22	22	6	9	7	118
12/28	Pistons at Celtics	L	48	101	0.475	14	43	0.326	12	19	0.632	19	38	57	27	21	7	19	4	122
19,156			48	99	0.485	11	39	0.282	21	25	0.840	11	32	43	25	15	10	12	4	128
12/30	Pistons vs. Raptors	W	41	82	0.500	12	28	0.429	35	40	0.875	6	35	41	29	22	4	12	4	129
18,411			46	91	0.505	12	24	0.500	23	28	0.821	6	27	33	26	27	9	8	5	127
1/1	Pistons at Rockets	L	40	83	0.482	13	29	0.448	20	27	0.741	10	27	37	27	21	3	18	4	113
18,055			51	91	0.560	15	35	0.429	19	24	0.792	6	33	39	34	19	11	10	1	136
1/3	Pistons at Jazz	L	56	105	0.533	19	41	0.463	17	22	0.773	16	32	48	33	27	5	17	3	148
18,206			53	103	0.515	16	32	0.500	32	35	0.914	15	28	43	28	22	11	12	8	154
1/5	Pistons at Warriors	L	44	98	0.449	13	44	0.295	8	10	0.800	10	30	40	25	23	8	11	9	109
18,064			38	82	0.463	16	38	0.421	21	25	0.840	7	38	45	24	18	3	19	5	113
1/7	Pistons at Nuggets	L	42	89	0.472	9	24	0.375	21	30	0.700	13	24	37	28	20	6	12	0	114
19,623			47	80	0.588	10	27	0.370	27	31	0.871	6	32	38	35	23	6	14	10	131
1/9	Pistons vs. Kings	L	40	85	0.471	14	37	0.378	16	21	0.762	13	27	40	27	19	12	21	2	110
13,992			54	94	0.574	13	33	0.394	10	14	0.714	10	34	44	39	21	8	18	6	131
1/10	Pistons vs. Spurs	L	44	96	0.458	10	32	0.313	10	13	0.769	9	34	43	33	19	4	10	3	108
17,833			49	94	0.52															



DATE	GAME	W/L	FG	FGA	PCT	3FG	3FGA	PCT	FT	FTA	PCT	OR	DR	REB	AST	PF	ST	TO	BS	PTS
1/22	Pistons	L	40	89	0.449	10	30	0.333	23	29	0.793	6	36	42	25	25	4	10	9	113
17,201	vs. Bucks		42	94	0.447	10	39	0.256	28	34	0.824	10	39	49	26	22	7	9	8	122
1/24	Pistons	W	43	86	0.500	15	38	0.395	12	20	0.600	5	39	44	26	17	4	11	0	113
15,020	vs. Hornets		38	87	0.437	15	38	0.395	15	19	0.789	9	39	48	27	22	5	11	5	106
1/27	Pistons	L	37	85	0.435	9	32	0.281	21	27	0.778	11	34	45	22	20	2	17	8	104
16,922	vs. Wizards		45	100	0.450	11	34	0.324	17	21	0.810	16	34	50	26	19	10	10	4	118
1/28	Pistons	W	47	95	0.495	11	26	0.423	15	19	0.789	15	38	53	27	11	6	9	2	120
16,861	vs. Thunder		44	92	0.478	8	28	0.286	8	12	0.667	11	32	43	17	18	7	10	5	104
1/31	Pistons	L	45	81	0.556	16	31	0.516	15	19	0.789	7	28	35	27	17	8	19	3	121
19,432	at Cavaliers		47	89	0.528	12	35	0.343	22	23	0.957	10	23	33	26	15	13	9	5	128
2/2	Pistons	L	45	89	0.506	17	40	0.425	18	24	0.750	13	25	38	28	18	5	17	3	125
19,122	vs. Clippers		53	89	0.596	14	29	0.483	16	19	0.842	7	29	36	31	21	12	11	5	136
2/4	Pistons	L	36	80	0.450	8	31	0.258	19	22	0.864	9	27	36	22	18	6	15	5	99
17,982	vs. Magic		45	84	0.536	10	24	0.417	11	15	0.733	7	30	37	22	18	7	10	3	111
2/7	Pistons	W	47	84	0.560	17	31	0.548	22	22	1.000	6	42	48	32	21	2	13	2	133
17,832	at Kings		45	95	0.474	15	44	0.341	15	22	0.682	5	28	33	31	20	7	4	6	120
2/8	Pistons	W	45	93	0.484	16	27	0.593	22	31	0.710	16	29	45	26	23	3	17	7	128
18,125	at Trail Blazers		41	89	0.461	11	30	0.367	29	33	0.879	11	27	38	29	27	9	17	7	122
2/10	Pistons	L	45	102	0.441	9	30	0.300	7	7	1.000	14	43	57	27	19	7	14	2	106
19,370	at Clippers		37	82	0.451	13	39	0.333	25	26	0.962	0	35	35	20	13	9	11	6	112
2/13	Pistons	L	45	108	0.417	8	28	0.286	13	17	0.765	17	33	50	30	24	8	10	2	111
18,997	at Lakers		43	84	0.512	14	35	0.400	25	30	0.833	7	40	47	32	14	6	16	11	125
2/14	Pistons	L	38	99	0.384	10	37	0.270	14	22	0.636	16	32	48	26	32	14	19	5	100
17,071	at Suns		35	77	0.455	10	31	0.323	36	44	0.818	9	45	54	28	20	15	24	11	116
2/22	Pistons	L	47	89	0.528	12	30	0.400	9	18	0.500	6	35	41	27	21	6	15	4	115
16,506	at Pacers		50	94	0.532	13	30	0.433	16	19	0.842	7	35	42	36	15	10	14	5	129
2/24	Pistons	L	43	85	0.506	14	31	0.452	9	13	0.692	7	29	36	29	21	7	12	7	109
19,388	vs. Magic		43	87	0.494	12	24	0.500	14	21	0.667	13	33	46	25	15	9	13	9	112
2/26	Pistons	L	38	79	0.481	14	30	0.467	21	26	0.808	10	32	42	25	15	9	17	6	111
19,303	at Knicks		41	92	0.446	15	39	0.385	16	21	0.762	15	29	44	31	16	9	14	4	113
2/27	Pistons	W	37	75	0.493	14	37	0.378	17	23	0.739	8	39	47	22	19	3	20	8	105
21,089	at Bulls		39	98	0.398	2	29	0.069	15	18	0.833	15	24	39	22	18	11	6	3	95
3/1	Pistons	L	33	89	0.371	10	36	0.278	24	28	0.857	9	33	42	24	23	10	9	7	100
19,299	vs. Cavaliers		33	83	0.398	18	41	0.439	26	30	0.867	12	41	53	25	20	7	16	6	110
3/3	Pistons	L	33	86	0.384	8	36	0.222	17	20	0.850	5	23	28	25	19	11	12	2	91
19,459	at Magic		43	72	0.597	7	23	0.304	20	25	0.800	7	41	48	24	16	7	22	6	113
3/5	Pistons	L	39	89	0.438	12	42	0.286	20	22	0.909	10	32	42	26	16	5	11	3	110
19,724	at Heat		42	85	0.494	14	31	0.452	20	23	0.870	8	34	42	27	14	7	9	5	118
3/7	Pistons	W	43	82	0.524	12	30	0.400	20	21	0.952	13	37	50	24	18	7	23	4	118
19,011	vs. Nets		41	84	0.488	17	41	0.415	13	18	0.722	4	24	28	24	17	12	14	4	112
TOTALS		62	2,594	5,510	0.471	699	1,949	0.359	1,067	1,367	0.781	677	2,011	2,688	1,632	1,341	383	954	303	6,954
OPPONENTS		62	2,716	5,524	0.492	742	1,962	0.378	1,316	1,616	0.814	596	2,043	2,639	1,657	1,146	544	757	373	7,490







## SECONDARY GAME-BY-GAME STATISTICS

DATE	GAME	PITP	2ND PTS	FB PTS	BENCH PTS	PTS TO	BIG LEAD	LEAD CHANGE	TIMES TIED
10/25	Pistons	40	17	16	27	9	7	5	3
19,695	at Heat	48	19	12	33	25	19		
10/27	Pistons	54	19	14	58	25	15	4	3
15,855	at Hornets	48	7	19	25	26	2		
10/28	Pistons	58	20	11	41	10	19	7	7
20,062	vs. Bulls	36	10	8	19	17	4		
10/30	Pistons	42	15	12	50	27	1	3	1
16,127	at Thunder	50	11	16	31	26	21		
11/1	Pistons	56	10	17	33	18	18	2	5
16,912	vs. Trail Blazers	48	11	3	30	15	9		
11/2	Pistons	44	16	15	45	14	2	6	3
15,884	at Pelicans	44	14	12	22	24	25		
11/5	Pistons	64	8	8	33	18	3	7	3
20,062	vs. Suns	64	15	10	38	26	21		
11/6	Pistons	32	10	17	24	14	7	7	8
20,062	vs. Warriors	52	26	14	49	15	13		
11/8	Pistons	50	13	10	46	6	10	10	5
17,341	at Bucks	48	9	13	37	18	15		
11/10	Pistons	48	9	16	36	5	16	3	5
18,902	vs. 76ers	48	13	16	10	27	17		
11/12	Pistons	46	24	13	51	9	11	5	3
19,088	at Bulls	52	13	16	31	25	11		
11/14	Pistons	70	16	16	50	17	5	9	9
16,963	vs. Hawks	48	11	17	37	19	12		
11/17	Pistons	44	19	18	45	16	6	2	5
19,432	at Cavaliers	56	5	14	31	22	16		
11/19	Pistons	52	9	16	63	7	0	0	0
19,182	at Raptors	70	7	27	60	24	40		
11/20	Pistons	56	9	13	22	19	8	23	13
19,403	vs. Nuggets	50	7	14	32	20	8		
11/24	Pistons	62	18	20	33	13	6	12	5
17,274	at Pacers	60	23	13	44	14	23		
11/27	Pistons	66	10	20	31	9	8	1	3
14,346	vs. Wizards	62	8	20	46	13	21		
11/29	Pistons	42	5	13	55	13	5	3	2
20,062	vs. Lakers	58	15	22	31	17	33		
11/30	Pistons	44	7	14	37	22	2	9	12
19,812	at Knicks	44	16	8	26	21	16		
12/2	Pistons	46	8	9	30	14	8	6	4
18,924	vs. Cavaliers	58	5	11	21	21	12		
12/6	Pistons	56	9	15	26	14	8	10	8
12,862	vs. Grizzlies	50	6	10	33	21	14		
12/8	Pistons	44	9	11	33	13	6	6	4
18,655	at Magic	74	7	13	42	19	34		
12/11	Pistons	60	10	18	44	21	4	9	8
14,988	vs. Pacers	62	21	23	61	19	15		
12/13	Pistons	46	8	18	37	11	2	1	1
16,749	vs. 76ers	50	20	12	43	14	30		
12/15	Pistons	54	10	15	54	5	0	0	0
19,761	at 76ers	40	26	32	49	24	41		
12/16	Pistons	64	20	12	44	18	0	0	0
17,666	at Bucks	50	26	10	65	14	34		
12/18	Pistons	68	22	21	22	22	0	0	0
17,664	at Hawks	54	13	8	22	16	16		
12/21	Pistons	54	11	10	22	17	8	5	9
18,122	vs. Jazz	64	23	12	31	27	13		
12/23	Pistons	42	9	20	24	8	6	7	0
17,732	at Nets	62	18	12	34	22	21		
12/26	Pistons	50	16	24	20	10	14	9	5
19,811	vs. Nets	44	16	4	36	14	11		
12/28	Pistons	54	31	11	31	17	21	9	9
19,156	at Celtics	66	17	14	19	27	8		
12/30	Pistons	50	14	14	33	8	11	12	11
18,411	vs. Raptors	56	5	20	12	14	5		
1/1	Pistons	50	12	15	51	14	2	11	1
18,055	at Rockets	68	9	17	48	33	33		
1/3	Pistons	62	20	20	43	18	10	11	5
18,206	at Jazz	68	25	16	61	32	7		
1/5	Pistons	56	10	15	37	28	3	16	7
18,064	at Warriors	40	21	2	45	12	11		
1/7	Pistons	58	21	12	53	19	4	13	8
19,623	at Nuggets	54	9	11	46	17	24		
1/9	Pistons	46	12	21	39	21	20	1	1
13,992	vs. Kings	82	8	24	32	24	21		
1/10	Pistons	62	15	17	39	3	2	2	2
17,833	vs. Spurs	74	20	19	70	16	25		
1/12	Pistons	52	21	6	37	3	12	5	8
13,987	vs. Rockets	58	16	9	14	20	6		
1/15	Pistons	60	25	6	60	11	15	11	10
15,156	at Wizards	46	15	18	38	21	7		
1/17	Pistons	50	12	16	29	7	3	11	13
16,022	vs. Timberwolves	64	11	9	20	9	17		
1/20	Pistons	40	16	15	85	13	9	15	5
19,996	vs. Bucks	58	8	17	18	12	11		





DATE	GAME	PITP	2ND PTS	FB PTS	BENCH PTS	PTS TO	BIG LEAD	LEAD CHANGE	TIMES TIED
1/22	Pistons	54	9	9	63	6	8	16	12
17,201	vs. Bucks	50	17	17	20	13	11		
1/24	Pistons	54	12	13	39	12	8	22	14
15,020	vs. Hornets	40	10	13	20	14	6		
1/27	Pistons	44	10	6	23	13	12	19	13
16,922	vs. Wizards	64	21	20	34	21	15		
1/28	Pistons	56	19	15	49	18	19	3	7
16,861	vs. Thunder	56	15	4	26	12	10		
1/31	Pistons	44	4	15	58	10	5	11	11
19,432	at Cavaliers	66	15	21	40	29	9		
2/2	Pistons	42	15	8	44	14	14	4	5
19,122	vs. Clippers	58	15	16	57	25	20		
2/4	Pistons	50	12	14	37	6	9	4	7
17,982	vs. Magic	62	10	13	29	17	12		
2/7	Pistons	50	7	9	47	5	15	5	6
17,832	at Kings	56	15	12	54	20	9		
2/8	Pistons	52	24	17	40	21	6	11	3
18,125	at Trail Blazers	54	18	11	16	25	23		
2/10	Pistons	68	12	28	41	16	13	10	10
19,370	at Clippers	34	0	17	33	13	13		
2/13	Pistons	66	18	22	49	22	1	4	1
18,997	at Lakers	54	11	16	29	17	24		
2/14	Pistons	50	15	21	46	28	2	3	2
17,071	at Suns	46	13	20	52	24	35		
2/22	Pistons	50	4	20	31	14	1	4	1
16,506	at Pacers	64	11	26	48	16	31		
2/24	Pistons	50	12	18	34	16	4	14	13
19,388	vs. Magic	58	16	10	46	10	11		
2/26	Pistons	40	13	9	35	8	7	10	3
19,303	at Knicks	42	23	14	24	30	13		
2/27	Pistons	42	10	14	26	6	11	4	6
21,089	at Bulls	50	18	2	23	25	13		
3/1	Pistons	40	15	16	16	16	0	0	1
19,299	vs. Cavaliers	28	15	11	24	10	26		
3/3	Pistons	40	8	7	43	28	2	6	5
19,459	at Magic	68	14	12	33	15	27		
3/5	Pistons	48	16	9	35	14	5	7	1
19,724	at Heat	48	15	16	31	15	11		
3/7	Pistons	56	23	12	18	16	18	2	5
19,011	vs. Nets	42	9	11	31	27	6		
<b>TOTALS</b>		<b>3,190</b>	<b>853</b>	<b>902</b>	<b>2,447</b>	<b>875</b>			
<b>OPPONENTS</b>		<b>3,368</b>	<b>866</b>	<b>879</b>	<b>2,162</b>	<b>1,220</b>			

