

**Phoenix Suns**  
NBA Playoffs Media Guide



**2006**





# 2006 PLAYOFFS MEDIA GUIDE

## TABLE OF CONTENTS

---

Team Personnel .....	4
Player Bios .....	40
2005-06 Suns Review .....	53
2005-06 NBA Review .....	58
Playoff Opponents .....	58
Suns Playoff History .....	86

Editor: Dustin Krugel

Editorial Assistance: Julie Fie, DC Headley, Sherry Reed, Vince Kozar

Additional thanks to Bob and Kim Sertich of Page One Productions, Elias Sports Bureau, Roxanna Thomas and Rodney Grayson

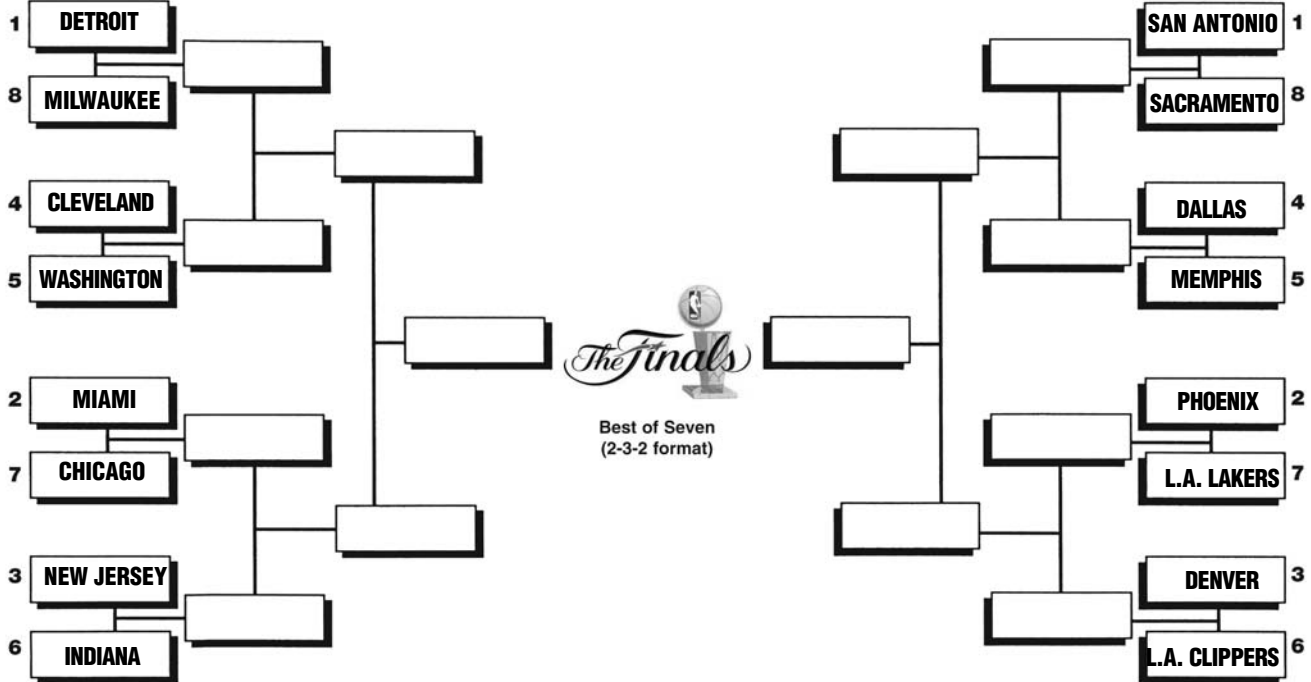
## Eastern Conference

First Round	Conference Semifinals	Conference Finals
Best of Seven (2-2-1-1-1 format)	Best of Seven (2-2-1-1-1 format)	Best of Seven (2-2-1-1-1 format)



## Western Conference

Conference Finals	Conference Semifinals	First Round
Best of Seven (2-2-1-1-1 format)	Best of Seven (2-2-1-1-1 format)	Best of Seven (2-2-1-1-1 format)



Eight teams in each conference qualify for NBA Playoffs 2006 which begin on Saturday, April 22. The division winner with the best record in each conference is ranked No. 1, the other division winners are ranked No. 2 and No. 3 in order of their won-lost record and the remaining five teams are ranked Nos. 4-8 according to their won-lost records. The team with the better regular season won-lost record has home-court advantage in each round of the playoffs.

## MEDIA CONTACTS

Courtside ..... 602-514-8201  
 Press Room ..... 602-514-8254  
 Press Room FAX ..... 602-514-8253

### NBA PR and WESTERN CONFERENCE PLAYOFF TEAMS

**NBA PR** ..... 212-407-8000  
 Tim Andree ..... 212-407-8220  
 Brian McIntyre ..... 212-407-8360  
 Tim Frank ..... 212-407-8574  
 Maureen Coyle ..... 212-407-8414  
 Mark Broussard ..... 212-407-8580

### International PR

Terry Lyons ..... 212-407-8359  
 Helen Wong ..... 212-407-8299  
 Atsushi Sugiyama ..... 212-407-8502  
 Ashley Reed ..... 212-407-8058

**Dallas** ..... 214-665-4660  
 Sarah Melton ..... 214-665-4669

**Denver** ..... 303-405-1100  
 Teri Washington ..... 303-405-1123

**L.A. Clippers** ..... 213-742-7500  
 Joe Safety ..... 213-742-7518

**L.A. Lakers** ..... 310-426-6001  
 John Black ..... 310-426-6004

**Memphis** ..... 901-205-1234  
 Stacey Mitch ..... 901-205-1494

**Sacramento** ..... 916-928-3000  
 Troy Hanson ..... 916-286-3495

**San Antonio** ..... 210-444-5000  
 Tom James ..... 210-444-5730

### Additional Key Contacts

#### Major Airlines Serving Phoenix

American ..... 800-433-7300  
 America West ..... 800-235-9292  
 Continental ..... 602-258-8911  
 Delta ..... 800-221-1212  
 United ..... 800-241-6522  
 Southwest ..... 800-435-9792

#### Taxi Companies

Yellow ..... 602-252-5252

#### Automobile Rental Companies

Hertz ..... 602-267-8822  
 Avis ..... 602-273-3222  
 Budget ..... 602-267-4000

# MEDIA INFORMATION

## PHOENIX SUNS PLAYOFFS 2006

### **MEDIA CONTACTS:**

Julie Fie, Vice President, Basketball Communications (602) 379-7916, jfie@suns.com  
DC Headley, Manager, Basketball Communications (602) 379-7960, dtheadley@suns.com  
Dustin Krugel, Manager, Basketball Communications (602) 379-7994, dkrugel@suns.com  
Sherry Reed, Assistant to Vice President, Basketball Communications (602) 379-7920, sreed@suns.com

### **CREDENTIAL REQUESTS:**

DC Headley FAX (602) 379-7908 or dtheadley@suns.com

### **NBA FAXBACK INFORMATION:**

(201) 974-6094

The Phoenix Suns welcome you to NBA Playoffs 2006. The Suns are making their 16th postseason appearance in the last 18 seasons and the 26th in the team's 38-year history...The Suns have made two trips to the NBA Finals (1976, '93) and have appeared in seven Western Conference Finals (1976, '79, '84, '89, '90, '93, '05). This guide contains information that will help your coverage throughout our playoff run. If you have any questions or requests, please call us.

### **CREDENTIAL GUIDELINES:**

**Home - Regular season credentials** are not transferable and do not guarantee admittance to Suns games during the playoffs. Regular season credentials are not valid for home playoff games (first three rounds only) until they have received the proper playoff accreditation. Single-game credential requests should be made by the sports editor or director in writing on company letterhead at least 36 hours prior to each playoff game or series. They should be submitted to DC Headley by e-mail to dtheadley@suns.com or fax at (602) 379-7908. All requests for photographers (television and print) should be received the day before each home game. **NO WALKUP CREDENTIALS WILL BE ISSUED ON GAME DAY WITHOUT PRIOR APPROVAL.** The Suns Basketball Communications department will call to confirm the status of all single-game credential requests. Please understand we have limited seating.

**Road** - All media traveling on the road to cover the Suns in the playoffs should make their credential requests to Julie Fie via fax (602) 379-7908 or e-mail at jfie@suns.com (copy Sherry Reed with all requests at sreed@suns.com). Please include the names of all traveling personnel and the name, address and telephone number of the hotel they will be staying at in the visiting city. A complete Phoenix list will be forwarded to the Suns opponent prior to the first game of each round. See below for the Suns road hotels for potential Western Conference opponents. Please refer to NBA Blue Book for additional hotels.

**PHOTO ASSIGNMENTS:** Beginning with the playoffs, photographers (print and electronic) will be assigned locations on the floor. Please contact DC Headley if you have specific floor assignment needs. All photographers will need to check in at media will call (NE entrance of US Airways Center, 3rd St. and Jefferson) to secure a photo armband and assigned floor location. The Atlantic Room is the print and electronic photography work area during the playoffs. Individual game strobe requests should be directed to Julie Fie at (602) 379-7916.

**PRACTICE SCHEDULE/MEDIA AVAILABILITY:** Practices and shootarounds will have media availability in accordance with NBA policy. A tentative schedule will be distributed before each series. You are encouraged to check with the Basketball Communications department to confirm these times.

**PHONE & FAXING:** For any additional phone lines during the playoffs, you must contact Vicki Berryman at (602) 379-2099. The Suns Basketball Communications department will provide faxing service.

**LOCKER ROOM ACCESS:** Access will be restricted to working media with proper credentials. As in the regular season, both locker rooms will be open beginning 90 minutes before the game, and remain open up until 45 minutes prior to the game. They will re-open 15 minutes following the game.

**PRE-AND-POSTGAME COACHES MEDIA AVAILABILITY:** Pre-and-postgame coaches media availability is in the Pacific Room at home. Designated area on the road.

## PHOENIX SUNS WESTERN CONFERENCE HOTELS

### **DALLAS: CRESCENT COURT HOTEL**

400 Crescent Court  
Dallas, TX 75201  
(214) 871-3200  
(214) 871-3272 — fax

### **DENVER: JW MARRIOTT DENVER CHERRY CREEK**

150 Clayton Lane  
Denver, CO 80206  
(303) 316-2700  
(303) 316-4697 — fax

### **LOS ANGELES: RITZ CARLTON MARINA DEL REY**

4375 Admiralty Way  
Marina del Rey, CA 90292  
(310) 823-1700  
(310) 823-2403 — fax

### **MEMPHIS: MADISON HOTEL**

79 Madison Ave  
Memphis, TN 38103  
(901) 333-1200  
(901) 333-1299 — fax

### **SACRAMENTO: SHERATON GRAND HOTEL**

1230 J Street  
Sacramento, CA 95814  
(916) 447-1700  
(916) 447-1701 — fax

### **SAN ANTONIO: WESTIN RIVERWALK**

420 Market Street  
San Antonio, TX 78205  
(210) 224-6500  
(210) 444-6000 — fax

# JERRY COLANGELO

## CHAIRMAN AND CHIEF EXECUTIVE OFFICER

Throughout his storied career as a sports executive, Jerry Colangelo has succeeded with a unique combination of know-how both on the basketball court and on the business side of the operation. That savvy and experience is what makes him one of the top executives in professional sports.

Colangelo, who has been the face of the Suns franchise since their inaugural season in 1968, unveiled a plan for the Suns future that included the sale of the team for an NBA record \$401 million in April 2004. Banking and real estate executive Robert Sarver, an Arizona native, became the major investor and managing partner of the new ownership group that will purchase the Suns over a three-year span. Colangelo will remain as CEO and Chairman until the sale of the team is complete in June 2007, and then will retain the title of chairman for at least another five years beyond that.

Colangelo's impact on the sports scene in Phoenix and the game of basketball has been so great he was elected to the Naismith Memorial Basketball Hall of Fame in April 2004 and enshrined on Sept. 10, 2004 in Springfield, Mass., the birthplace of basketball. Locally, the *Arizona Republic* named him the Most Influential Sports Figure in the state of Arizona for the 20th century and the *Phoenix Business Journal* voted him the top businessperson in the Valley for the last five years. Nationally, Colangelo has been among *The Sporting News* most powerful people in sports for over the last decade and he was appointed to the newly-created position of Managing Director of the USA Basketball Men's Senior National Team program for the 2005-2008 quadrennium in April 2005.

Since first moving to the Valley of the Sun in 1968 to take over the expansion Phoenix NBA franchise as the youngest general manager in professional sports, Colangelo has molded the Phoenix Suns into one of the most successful organizations -- on and off the court -- in the NBA. In addition, he brought Major League Baseball to the Valley in 1998 and was chairman of the 2001 World Champion Arizona Diamondbacks. Colangelo also was the key element in facilitating the move of the NHL's Winnipeg Jets to the Valley of the Sun to become the Phoenix Coyotes.

The former Chairman of the NBA's Board of Governors, Colangelo has had influence on the growth of the NBA as a member of the league's Finance Committee, Long Range Planning Committee, Expansion Committee and Competition and Rules Committee. Commissioner David Stern turned to Colangelo to chair a special group in the 2000-01 season that evaluated the state of the game and made rules modifications. Colangelo was also the chair of the committee that welcomed Toronto and Vancouver to the NBA and chair of the relocation committee charged with the Charlotte Hornets move to New Orleans. In 2003, he helped bring an NBA franchise back to the city of Charlotte, which was awarded the NBA's 30th franchise, the expansion Bobcats, that began play in the 2004-05 season.

"Jerry Colangelo has been involved in every aspect of our business and is universally accepted as the principal basketball expert among our Board of Governors," Stern said.

With the Suns, his roles have included general manager, head coach, president and now chairman and chief executive officer. The 38-year tenure with one franchise is the second longest in the NBA, behind only Boston's Red Auerbach, who has been an NBA fixture since the league's inception in 1946. Colangelo spent two seasons with the Chicago Bulls working as marketing director, scout and assistant to the president before moving to the Valley to help start the expansion Suns.

Phoenix owns the fourth-best all-time winning percentage with a 1698-1386 (.551) mark, trailing only the Lakers (.615, 2806-1759), Boston (.593, 2770-1905) and San Antonio (.591, 1435-993). Colangelo has collected an unprecedented four NBA Executive of the Year awards (1993, '89, '81, '76). During that period the Suns enjoyed seven consecutive 50-plus win seasons from 1988 to 1995, including a franchise-best 62 wins in 1992-93 and a trip to the 1993 NBA Finals.

On two occasions Colangelo stepped in to coach the Suns, including the 1969-70 season when he guided the club to a 24-20 mark down the stretch and to its first playoff appearance. He also took over in 1972-73 and compiled a 35-40 mark. Overall, Colangelo is 59-60 as an NBA coach.

The state of the franchise was in question in 1987 but Colangelo stepped up and coordinated a group of investors that purchased the club for \$44.5 million on October 14, 1987. That transaction was the first of many that helped Colangelo not only stabilize the basketball organization but also transform downtown Phoenix into an active and thriving district.

Colangelo quickly moved on a new arena for the Suns and in April 1989 the city of Phoenix approved the concept of a new, state-of-the-art arena in downtown that would house the team. The 18,422-seat US Airways Center (formerly known as America West Arena) opened in June 1992 and became the first venue in the NBA to also house a full-size practice facility, an

amenity now common in the league. The arena is a public-private partnership with the City of Phoenix and has played host to a wide variety of concerts, family shows and sporting events, including the 1995 NBA All-Star Game and the 2000 WNBA All-Star Game.

The US Airways Center has recently undergone a \$70 million renovation that includes the addition of an entertainment paseo, the Casino Arizona Pavilion, and new LED, scoreboard and sound system.

Colangelo added to his NBA involvement with a position on the founding committee for the WNBA, helping advance professional women's basketball in the United States. The Phoenix Mercury were one of the WNBA's inaugural teams in 1997. The Mercury set a league attendance record in their first season, advanced to the 1998 WNBA Finals and qualified for the playoffs three times.

When a group targeted Major League Baseball as a possibility for the Valley, Colangelo was asked to become the lead player in securing a team for Phoenix. That bid was successful in 1995 and shortly thereafter Chase Field (formerly known as Bank One Ballpark) broke ground in downtown Phoenix in a public-private partnership with Maricopa County.

As with the NBA, Colangelo was involved with the governing of baseball, serving on the Legislative Committee, Equal Opportunity Committee and on the board of directors of the MLB Advanced Media, the technology arm of the league.

The Arizona Diamondbacks began play in 1998 and captured the 2001 World Series in a historic seven-game series against the three-time defending champion New York Yankees. Going from expansion team to World Champion in just four years was a record for Major League Baseball. Arizona won the National League West in just its second season to become the fastest expansion team in baseball history to qualify for the postseason, just as the Suns did in their second season in 1969-70.

Just down the street from the sports facilities, the Dodge Theater opened in April 2002 and hosts a variety of events from concerts to Broadway plays, including boxing, family shows and corporate events. This \$35 million downtown venue has the versatility to expand its capacity to as large as 5,000 or scale down to an intimate 3,000 and is another project spearheaded by Colangelo.

Colangelo's commitment to the Valley transcends sports and he is well-known as one of the city's most active community leaders. In recognition of his efforts in the community, Phoenix mayor Phil Gordon proclaimed March 26, 2004, Jerry Colangelo Day in the city of Phoenix. The Valley of the Sun United Way also bestowed its highest honor, the Spirit of Caring award, to Colangelo on June 30, 2005 for his passion for improving lives in the community.

The author of a book titled *How You Play the Game*, Colangelo gives insight into the world of the business of sports and his own life. Proceeds of the book sales went to Young Life of Arizona, Phoenix Suns Charities and Arizona Diamondbacks Charities.

Colangelo prepped at Bloom Township High in Chicago Heights, Ill., where he was an All-State basketball honoree as a senior. A left-hander, Colangelo was the top pitcher on the baseball team that also featured former Yankee hurler Jim Bouton. Upon graduation he had 66 scholarship offers for college basketball and seven for professional baseball contracts.

He enrolled at the University of Kansas, but transferred after his prospective teammate, Wilt Chamberlain, left the Jayhawks for a pro contract. Colangelo transferred to the University of Illinois, where he earned All-Big Ten honors, captained the Illini as a senior and was later inducted into the Illinois Basketball Hall of Fame. He also played two years of baseball at Illinois.

Born November 20, 1939, Colangelo grew up in the "Hungry Hill" neighborhood of Chicago Heights. His ties to "The Heights" and Bloom Township are evident in the Jerry Colangelo Gymnasium, dedicated in his honor November 10, 1996, and Colangelo Way, a street named after him. The recently constructed Colangelo Center in Chicago will house the Italian-American Athletic Hall of Fame.

Colangelo and his wife, Joan, whom he met on a blind date while at the University of Illinois, have four children: Kathy Holcombe, Kristen Brubaker, Bryan, and Mandie Colangelo, and six granddaughters and four grandsons, all of Phoenix.

# ROBERT SARVER

## MANAGING PARTNER

Success has followed Arizona native Robert G. Sarver in every stage of his career and his golden touch extended to his first two seasons with the Phoenix Suns.

The self-made entrepreneur embarked on another challenge as the new majority owner of the Phoenix Suns in 2004-05 and the Suns enjoyed unparalleled success in his inaugural season as the club tied a franchise record with an NBA-best 62 wins and posted the third-greatest turnaround in league history. In his two years with the Suns, Phoenix has a cumulative record of 116-48 (.707).

The banking and real estate executive spearheaded an investment group that purchased the Suns, the oldest professional sports franchise in the Valley, for an NBA record \$401 million on June 30, 2004.

Sarver, who became the youngest person ever to found a national bank at the age of 23, grew up a Suns fan and attended games as a youth at Veterans Memorial Coliseum after receiving tickets as birthday gifts from Donald Diamond, one of the original owners (Richard Bloch and Donald Pitt).

Sarver's friendly and down-to-earth demeanor has helped him close numerous deals in the banking and real estate industry. He is currently Chairman and CEO of Western Alliance Bancorporation, one of the fastest growing bank holding companies in the country. He is also the founder of Southwest Value Partners (SVP); a real estate investment company that has acquired four million square feet of commercial office space, 3,500 apartments, 700 hotel rooms, shopping centers, commercial mortgages and over 2,000 acres of land in the last 15 years.

A 1979 graduate of Sabino High School in Tucson, Sarver spent the first 35 years of his life in Arizona before moving to San Diego and has demonstrated a commitment to community and philanthropic contributions. Sarver and his wife recently donated \$1 million to help build the Phoenix Family Museum, which is scheduled to be completed in May 2007.

Sarver sits on the Board of Trustees of the Sarver Heart Center at the University of Arizona, which he helped build, in memory of his late father, Jack, who was among the first in an experimental group to undergo bypass surgery. The center now houses over 40

physicians and researchers dedicated to fighting heart disease. He is also on the Board of Trustees of the Japanese American National Museum.

Introduced to the banking industry at 16, he worked part time at the end of his school day as a mortgage loan agent and internal auditor at American Savings for his late father, a well-known banker and hotel owner. A 1982 graduate of the University of Arizona, Sarver earned his bachelor's degree in business administration, and became a certified public accountant in 1983.

After founding the National Bank of Arizona in 1984, Sarver served as president until its sale to the Zions Bancorporation in 1994. Prior to the sale, National Bank of Arizona had become the largest independent bank in the state.

In 1995, Sarver led a group of investors in acquiring Grossmont Bank, San Diego's largest community bank. He was the Chairman and CEO of the holding company before its sale to the Zions Bancorporation in 1998.

Sarver led Zions' acquisition of Sumitomo Bank of California and merged the company with Grossmont, renaming it the California Bank and Trust, and became the Chairman and CEO in 1998. In 2002, he sold California Bank and Trust back to Zions.

He currently serves as director of SkyWest Airlines and is director of Meritage Corporation, which he is also a major shareholder. The Phoenix-based Meritage is one of the largest homebuilders in the country spanning six states (Arizona, California, Colorado, Florida, Nevada, Texas). A lifelong sports fan, Sarver's quest to purchase an NBA team began with a conversation with University of Arizona basketball coach Lute Olson, a friend of Sarver's since 1980. Olson referred Sarver to Steve Kerr, a former player at Arizona and a 15-year NBA veteran, to assist him in buying an NBA franchise.

Sarver has a 9 handicap in golf and plays tennis and volleyball in his spare time. During his first date with his eventual wife, Penny Sanders, he invited her to watch the NCAA Basketball Tournament at his house.

He and his wife, a Kansas City, Mo. native, have three boys: Max, Jake and Zach.

# SAM GARVIN

## VICE CHAIRMAN

Born and raised in Pittsburgh, Pa., Sam Garvin completed his bachelor of arts degree with a dual major in political science and German studies at the University of Pittsburgh in three years. After serving in the Reagan Administration as a staff assistant on the Presidential Commission for the German-American Tri-Centennial, he began working for Heinz U.S.A. as a sales merchandiser where he learned the marketing of packaged goods from the ground up. In 1988 when he was 24, he graduated from Thunderbird, the American Graduate School of International Management, with a Masters of International Management specializing in marketing. After a short stint at a promotion fulfillment firm, he started CPG from the trunk of his car, borrowing from credit cards to get seed money. In 1989 he became a Suns fan by purchasing single game tickets in the upper bowl from a friend and continued coming to Suns games at every opportunity over the next sixteen years.

From 1989 until 2005 Sam served as Chairman and CEO of Continental Promotion Group. During his tenure he grew the company from zero to over \$1.2 billion in gross revenues, managed over 1200 associates, and opened substantial new markets internationally including Canada, Mexico, The European Union, Australia, and Singapore. Sam organized and executed consumer and trade promotions for Dell, Nestle, Henkel, Costco, BT (British

Telecom), HP, Motorola, Disney and Eli Lilly on a global scale. In 1998 Sam was recognized by the Phoenix Business Journal as one of Arizona's "Top 40 under 40" most influential business leaders under the age of forty. In 1999 he was recognized by Arizona Governor Jane Hull with the "Governor's Spirit of Success" award. He was twice nominated for Ernst and Young's "Entrepreneur of the Year" award. In June 2005 he successfully sold CPG in a management led buyout.

In 2003, Mr. Garvin was awarded a Doctor of International Law degree (Honoris Causa) from Thunderbird, the American Graduate School of International Management. He is currently a member of the Board of Trustees at Thunderbird and is a Trustee at Phoenix Country Day School (PCDS). In June 2004, Mr. Garvin purchased his interest in The Phoenix Suns and currently serves on the Executive Management Board of The Phoenix Suns. Other boards he serves on include Phoenix Suns Charities, and AliLaur LLC. Sam has a keen interest in venture capital and is a Limited Partner in several Sequoia Capital funds. He also is active in real estate and private equity investing through Garvin Holdings, LLC. He resides in Paradise Valley with his wife Rita and three children. Sam can be reached at sgarvin@suns.com

## SUNS EXECUTIVE/BASKETBALL STAFF

**Jerry Colangelo . . . . . Chairman & Chief Executive Officer**

**Robert Sarver . . . . . Managing Partner**

**Sam Garvin . . . . . Vice Chairman**

**Rick Welts . . . . . President & Chief Operating Officer**

### EXECUTIVE STAFF

**Jim Pitman . Executive Vice President, Finance/Administration**  
**Harvey Shank . . . . . Senior Executive Vice President**  
**Al McCoy . . . . . Senior Vice President, Broadcasting**  
**Tom Ambrose . . Senior VP, Exe. Dir. of Phoenix Suns Charities**  
**Lynn Agnello . . . Senior Vice President, Marketing Partnerships**  
**Tom O'Malley . . . . . Senior Vice President, General Counsel**  
**John Walker . . . . Senior Vice President, Business Development**  
**Ruth Dryjanski, Jacqueline Alonzo, Gloria Santa Cruz. . . . .**  
**. . . . . Executive Assistants**  
**Julie Fie, DC Headley, Dustin Krugel, Sherry Reed . . . . .**  
**. . . . . Basketball Communications**  
**Radio: Al McCoy, Vinny Del Negro, TV: Gary Bender, Eddie**  
**Johnson, Tom Leander, Dan Majerle . . . . . Suns Broadcasters**

### BASKETBALL STAFF

**Mike D'Antoni . . . . . Head Coach/Executive V.P. of Basketball**  
**Operations and General Manager**  
**Marc Iavaroni, Alvin Gentry, Phil Weber, Dan Antoni . . . . .**  
**. . . . . Assistant Coaches**  
**Todd Quinter . . . . . Assistant Coach/NBA Scout**  
**Aaron Nelson . . . . . Head Athletic Trainer**  
**Erik Phillips . Assistant Trainer, Strength & Conditioning Coach**  
**Mike Elliott . . . . . Assistant Athletic Trainer**  
**Noel Gillespie, Jason March . . . . . Video Coordinators**  
**Richard Howell, Jay Gaspar . . . . . Equipment Managers**  
**Mark West . . . . . Vice President, Player Programs**  
**David Griffin . . . . . Vice President, Player Personnel**  
**John Shumate . . . . . Head Scout**  
**Dr. Thomas Carter, Dr. Craig Phelps. . . . . Team Physician**  
**Debbie Villa . . . . . Assistant to the Basketball Operations Staff**

# RICK WELTS

## PRESIDENT AND CHIEF OPERATING OFFICER

As president and chief operating officer, Rick Welts supervises all business operations of the Phoenix Suns and oversees the club's interests in Phoenix Arena Development, managing company of the US Airways Center, and Phoenix Arena Sports, owning entity of the Phoenix Mercury (WNBA) and Phoenix Roadrunners (East Coast Hockey League).

Welts, who is in his fourth season with Phoenix, recently signed a contract extension that will keep him with the organization through at least the 2008-09 season.

Welts served successful stints previously in professional basketball with the NBA league office and the Seattle SuperSonics. His association with the NBA office spanned from 1982-99 until he departed as the league's executive vice president, chief marketing officer and president of NBA Properties. Welts helped guide the revitalization of the league and its image through strong marketing initiated by the NBA and he is credited with the creation of the NBA All-Star Weekend concept in 1984, now a league highlight and a standard in both the National Hockey League and Major League Baseball. He was also responsible for the 1992 Olympics "Dream Team" marketing program as the agent for USA Basketball. In 1998, Brandweek magazine named Welts "Marketer of the Year" for his role in creating and launching the WNBA. It was an honor he shared with former WNBA President Val Ackerman.

During his tenure at the NBA office Welts supervised league departments including corporate sponsorship and media sales, consumer products, media relations, community relations, team services, special events, creative services, and retail including the NBA Store and the "NBA City" restaurant. He was also responsible for the NBA's international business activities, from placing preseason games in foreign countries to opening the league's first international office in Australia to supervising six regional offices and 75 international employees in Asia, Europe, Australia, Mexico and Canada.

Recruited in 1982 by David Stern, then the NBA's executive vice president for business and legal affairs, Welts joined the NBA as

director of national promotions for NBA Properties (NBAP). He established the corporate sponsorship department for the league and in 1983 was named vice president of marketing, NBAP. When Stern became NBA commissioner in February 1984, he promoted Welts to vice president, marketing and communications. Four years later he was promoted again to president of NBA Properties, responsible for virtually all the league's off-court revenue businesses and marketing activities. He added the title of NBA executive vice president and chief marketing officer in 1996.

In April 2006, he was named the winner of the 2006 Splaver/McHugh "Tribute to Excellence" Award, given annually by the NBA Public Relations Directors' Association to a current or former member of the NBA public relations family who has demonstrated an outstanding level of performance and service during his or her NBA career.

Welts entered the world of the NBA in 1969 as a ball boy for the Seattle SuperSonics. He remained with the Sonics for 10 years in several different capacities, including director of public relations during Seattle's back-to-back trips to the NBA Finals and the club's lone NBA Championship in 1979.

Following his stint with the Sonics he moved in 1979 to Bob Walsh & Associates, one of the first sports marketing firms in the United States. As vice president, he was involved in creating the first sports subscription cable service (Sonics SuperChannel) as well as representing athletes in the NBA, MLB and NFL.

Welts left the NBA in June 1999 to become president of Fox Sports Enterprises, a new entity that managed Fox interests in facilities and sports teams including the Los Angeles Dodgers, Dodger Stadium, STAPLES Center, the Los Angeles Kings, Madison Square Garden, the New York Knicks and New York Rangers.

In June 2001 along with two partners, Casey Wasserman and Gary Stevenson, Welts became a partner in a sports consulting firm, ONSPORT. Prior to that start-up venture he served as president for one year of "First In Line," a joint venture between USA Network's TicketMaster & SFX.

### NBA'S BEST ALL-TIME WINNING PERCENTAGES

Rank	Team	Pct.	Record	Seasons
1)	L.A. Lakers	.615	2806-1759	58
2)	Boston Celtics	.593	2770-1905	60
3)	San Antonio Spurs	.591	1435-993	30
4)	Phoenix Suns	.551	1698-1386	38

\* Updated prior to the start of the 2006 NBA Playoffs

# MIKE D'ANTONI

## HEAD COACH/EXECUTIVE VICE PRESIDENT OF BASKETBALL OPERATIONS AND GENERAL MANAGER — 4TH NBA SEASON, 3RD W/SUNS

After guiding the Suns to an improbable 54-28 finish in 2005-06, the fourth-best record in the NBA, Mike D'Antoni (dan-TONE-ee) has positioned himself to repeat as the NBA Coach of the Year, which no NBA coach has ever done. Despite a crippling preseason injury to All-Star Amaré Stoudemire and an overhauled roster that included only three active players from last season's roster (Steve Nash, Shawn Marion, Leandro Barbosa), D'Antoni guided the Suns to their second consecutive Pacific Division title, marking the first time in franchise history the club has won back-to-back division titles.

Since taking over 21 games into the 2003-04 season, D'Antoni has led Phoenix to a 137-88 record (.609), which trails only Paul Westphal (.685) and Cotton Fitzsimmons (.621) in franchise history. In his first two full seasons, D'Antoni's Suns have had the league's top-scoring offense in scoring in both seasons and posted a 116-48 record (.707). His success earned him additional responsibilities this season as he was appointed Executive Vice President of Basketball Operations and General Manager of the Phoenix Suns on March 10, 2006. USA Basketball also appointed him to the Men's Senior National Team Program coaching staff for 2006-08.

D'Antoni's passion for basketball has given him an up-close view of the world and his love for the sport has taken him from the mountains of West Virginia to the professional ranks of the NBA and ABA, and across Italy and throughout Europe. Those attributes helped make him the 2004-05 NBA Coach of the Year.

In his first full season as head coach of the Suns in 2004-05, D'Antoni engineered the third-largest turnaround in NBA history last season, and directed the Suns to a club record-tying 62 wins, a remarkable 33-game improvement from the 2003-04 season.

D'Antoni, who is the second coach in team history to be honored as NBA Coach of the Year (Cotton Fitzsimmons, 1988-89), boldly decided to stick with a run-and-gun lineup in 2004-05 that featured no true center and an All-Star small forward (Marion) playing out of position at power forward. The experiment paid off almost instantly as the Suns raced out to a 31-4 start and finished with the most explosive offense in the last decade as the Suns became the first NBA team since 1994-95 to average over 110 points per game (110.4). Furthermore, the team's 16.2 point increase from the 2003-04 season (94.2), ranked as the largest increase in team scoring since the advent of the shot clock in 1954-55.

Long regarded as an excellent teacher and communicator, D'Antoni was named the franchise's 12th head coach in team history

on Dec. 10, 2003 after replacing Frank Johnson. In his first season as head coach of the Suns, D'Antoni guided the NBA's youngest roster to a 21-40 mark, despite inheriting a completely revamped roster due to several midseason trades and a team riddled with injuries. D'Antoni, who came to the Suns with a reputation of being an offensive guru, installed an up-tempo style of play as the Suns increased their scoring by more than three points per game after the coaching change.

D'Antoni's resume includes over three decades of pro basketball experience as a player, coach, front office executive and scout in the NBA, ABA and the Italian League. This is the second NBA head coaching stint for D'Antoni, who served as head coach for the Denver Nuggets in the NBA shortened-lockout season in 1998-99 and was the club's director of player personnel in 1997-98. The two-time NBA Western Conference Coach of the Month (December 2004, February 2006) was also on the bench for Portland as an assistant coach under Mike Dunleavy in the 2000-01 season and was a scout for San Antonio during the 1999-00 campaign. In addition, D'Antoni was an analyst for NBA.com following the 1998-99 regular season and worked as an analyst for the pay-per-view broadcasts of Team USA throughout the 2003 FIBA Americas Men's Olympic Tournament in San Juan, Puerto Rico.

Prior to joining the Suns staff on June 25, 2002 as the lead assistant coach, D'Antoni coached Benetton Treviso of the Italian League and led the club to the Italian League championship after a 28-8 season in 2001-02. His team included former Sun Charlie Bell, ex-NBA player Tyus Edney and 2002 NBA top 15 draftees and current Sun Nikoloz Tskitshvili (fifth to Denver) and Bostjan Nachbar (15th to Houston).

An Italian League legend, D'Antoni also coached Benetton from 1994-97 when his team captured the Cup of Europe and Cup of Italy in 1995 and won the league title in 1996-97 after a 22-4 regular season. Prior to that he guided Philips Milan for four seasons from 1990-94 and led the club to the 1993 Korac Cup. During his Italian tenure D'Antoni led his teams to the playoffs each season and was twice voted the league's Coach of the Year.

D'Antoni – a dual citizen of the United States and Italy – was an All-NBA Rookie Second Team choice in 1974 after the Kansas City-Omaha Kings selected him with the 20th pick in the 1973 NBA Draft. He played two-plus seasons for the Kings, where he was a roommate of current Sacramento Kings Head Coach Rick Adelman,

### D'ANTONI NBA CAREER COACHING RECORDS

Year	Team	Record	Pct.	Playoffs
1998-99	Den	14-36	.355	-
2003-04	Phx	21-40	.344	-
2004-05	Phx	62-20	.756	9-6
2005-06	Phx	54-28	.659	???
<b>Totals</b>		<b>151-124</b>	<b>.549</b>	<b>9-6</b>
<b>Phx Totals</b>		<b>137-88</b>	<b>.609</b>	<b>9-6</b>

### SUNS PLAYOFF COACHING RECORDS

Coach	Record	Pct.	Years
Mike D'Antoni	9-6	.600	2004-05
Paul Westphal	25-19	.568	1992-95
Cotton Fitzsimmons	22-22	.500	1970-72, 1988-92
John MacLeod	37-44	.457	1973-86
Jerry Colangelo	3-4	.429	1969-70
Scott Skiles	5-8	.385	1999-02
Danny Ainge	3-9	.333	1996-98
Frank Johnson	2-4	.333	2002-04
<b>Totals</b>	<b>106-116</b>	<b>.477</b>	

# D'ANTONI CONT./ASST. COACHES

before joining the ABA's Spirits of St. Louis and NBA's San Antonio Spurs.

After just two games with the Spurs in November 1976, D'Antoni moved to Italy where he played 13 seasons for Milan and became the club's all-time leading scorer. In 1978, he tried out for the Chicago Bulls, but opted to remain in Italy, where he stayed until he was lured by the Nuggets to return to the NBA in 1997. He was voted the league's top point guard of all time in 1990 and he paced his team to five Italian League titles, two Cups of Europe, two Cups of Italy, one Korac Cup and one Intercontinental Cup. He was also selected to play on the Italian national team for the European Championships in 1989 and was a part of the Milan team that competed in the inaugural McDonald's Open in 1987.

Fluent in English and Italian, he has co-authored two books: *Playmaker*, with former Milan head coach Dan Peterson, and *Vivendo Giacando*, with Italian sportswriter Tullio Lauro.

Born on May 8, 1951, the Mullens, West Virginia native played collegiately at Marshall University and graduated as the school's career assist leader in 1973. His father, Lewis, was a legendary high school basketball coach in West Virginia and Ohio, and was inducted into West Virginia's Sports Hall of Fame in May 2004. His brother, Dan, is in his first season as a Suns assistant coach and is a former 30-year high school basketball coach in Myrtle, South Carolina. D'Antoni and his wife Laurel, whom he met in Milan, Italy, have one son, Michael.

## MIKE D'ANTONI BASKETBALL CHRONOLOGY

Year	Player/Coach
1969-73	Player, Marshall University
1973-76	Player, Kansas City-Omaha Kings (NBA)
1976-77	Player, San Antonio Spurs/St. Louis Spirits (ABA)
1977-89	Player, Philips Milan (Italy)
1990-94	Head Coach, Philips Milan (Italy)
1994-97	Head Coach, Benetton Treviso (Italy)
1997-98	Director of Player Personnell, Denver Nuggets
1998-99	Head Coach, Denver Nuggets
1999-00	Scout, San Antonio Spurs
2000-01	Assistant Coach, Portland Trail Blazers
2001-02	Head Coach, Benetton Treviso (Italy)
2002-03	Assistant Coach, Phoenix Suns
2003-04	Head Coach/Asst. Coach, Phoenix Suns
2004-05	NBA Head Coach of the Year, Phoenix Suns
2005-06	Head Coach/Executive V.P. of Basketball Operations and G.M., Phoenix Suns

## MARC IAVARONI

A 15-year veteran of the NBA as a player or coach, Marc Iavaroni returned for his fourth season, including the last two and a half as the lead assistant.

Previously, he served as assistant coach/director of player development under Miami President/Head Coach Pat Riley from 1999-2002. Iavaroni's responsibilities consisted of all general duties of an assistant coach plus the direct responsibility of developing Heat players year round. Prior to that, he was an assistant coach under Cleveland Head Coach Mike Fratello for two seasons (1997-99), concentrating his efforts on big man development.

Iavaroni owes much of his teaching expertise to his 21-year association as a student and instructor under Hall of Fame coach Pete Newell.

A seven-year NBA veteran from 1982-1989, Iavaroni played for Philadelphia, San Antonio and Utah. He was a starter as a rookie on the 76ers' 1983 World Championship team, voted one of the 10 best NBA teams of all-time. In 1984-85, he played for San Antonio and then-head coach Cotton Fitzsimmons before completing his final

three seasons with the Jazz, who won the Midwest Division in 1989.

Iavaroni concluded his professional career alongside current Suns Head Coach Mike D'Antoni in Milan before retiring in 1991. Iavaroni played professionally overseas for five seasons in Italy and Spain, including three seasons after his college career and two seasons following his NBA career.

His coaching career began as a graduate assistant coach at his alma mater, University of Virginia, helping the Cavaliers to their first Final Four team in 1981. Following his professional playing career, Iavaroni was an assistant coach at Bowling Green State for two seasons from 1992-94.

As a collegian, Iavaroni was a four-year starter and finished in 1978 ranked in Virginia's top 10 in career scoring and rebounding. He gained first team All-Tournament honors on Virginia's 1976 ACC Tournament championship team, an accomplishment he still considers among his most satisfying playing achievements.

Born in Jamaica, N.Y., Iavaroni and his wife Caroline have three sons, Kenton, McCray and Jackson.

# ASSISTANT COACHES

## ALVIN GENTRY

Alvin Gentry, a 26-year coaching veteran, 17 in the NBA, returned for his second season with Phoenix in 2005-06. A three-time NBA head coach at Miami, Detroit and L.A. Clippers, Gentry has also been an assistant coach for 12 seasons, nine years under the trio of Larry Brown, Kevin Loughery and Doug Collins, who have combined for over 1,700 NBA victories.

Prior to the Suns, Gentry served as an assistant coach with the New Orleans Hornets as the East's No. 5 seed finished 41-41. As a head coach, Gentry led the Clippers to a 89-133 mark (.401) from 2000-03. In 2001-02, in his second season as the Clippers' head coach, Gentry guided the Clippers to 39-43 record, the team's highest win total since 1992-93, and their mark of 31-51 in 2000-01 represented a 16-win improvement over the 1999-00 season.

Prior to the Clippers, he spent five seasons (1995-00) with the Detroit Pistons, including the first two and a half seasons as an assistant under Doug Collins. He took over for Collins on Feb. 2, 1998 and registered a 73-72 (.503) record from 1997-2000.

Gentry received his first head coaching opportunity with the Miami Heat, taking over as interim head coach for Kevin Loughery on Feb. 14, 1995, and finishing the season with a record of 15-21 (.417). He had served as an assistant with the Heat from 1991-95.

Gentry's first NBA coaching job came with the San Antonio Spurs, where he spent the 1988-89 and 1989-90 seasons as an assistant

coach under Larry Brown. Gentry then moved to the Clippers for one season as an assistant under Mike Schuler.

Gentry began his coaching career as a graduate assistant at the University of Colorado during the 1977-78 season. After one year working in private business, he returned to the bench when he received his first full-time collegiate assistant coaching job at Baylor in 1980. Gentry then returned to Colorado as an assistant coach from 1981-85.

Gentry moved on to the University of Kansas as an assistant under then Head Coach Larry Brown from 1985-88, and helped lead the Jayhawks to the 1988 NCAA Championship before leaving with Brown for the Spurs prior to the start of the 1988-89 season.

He played point guard at Appalachian State for coaching legends: Press Maravich, the father of "Pistol Pete" and former Georgia Tech Head Coach Bobby Cremins. Gentry graduated from Appalachian State with a degree in management in 1977.

After graduation, his cousin, former NBA All-Star David "Skywalker" Thompson got him a tryout with the Denver Nuggets and although he didn't make the cut, he made an impression on Brown, who would eventually hire him as an assistant coach with the University of Kansas and the San Antonio Spurs.

Gentry and his wife Suzanne have two children, Ryan Marcus and Matthew Jackson. He also has one daughter, Alexis.

## PHIL WEBER

Phil Weber completed his seventh season as an assistant coach with the Suns after joining the staff in September 1999, his first professional coaching position. He has on-the-floor and bench duties with a specialty in skill and player development.

Weber has survived four different coaching regimes in Phoenix and has the longest tenure with the club, among current coaches and players, along with forward Shawn Marion.

For four years prior to the Suns, he helped develop NBA players such as Marion, Baron Davis, Jalen Rose and Pat Garrity while in Los Angeles. Weber previously partnered with former NBA player and Denver General Manager Kiki Vandeweghe to form an academy for NBA player development in Los Angeles.

Weber's coaching career began at the University of Florida in 1984 under Head Coach Norm Sloan. Weber was with the Gators for five seasons, helping the team to its first Southeastern Conference title in 1989 and to the Sweet 16 of the NCAA Tournament in 1987.

From there, he spent one year traveling around the country to observe 16 different major college programs before spending one season as an assistant coach at Chaminade University in Hawaii. He was on the coaching staff at Iona College from 1991-95.

A native of Northport, N.Y., Weber helped Long Island Lutheran High School to a state title before playing collegiately at North Carolina State for Sloan and Jimmy Valvano. Weber redshirted during the Wolfpack's 1982-83 NCAA title season.

## DAN D'ANTONI

Dan D'Antoni (dan-TONE-ee), the older brother of 2004-05 NBA Coach of the Year Mike D'Antoni and a 30-year South Carolina high school basketball coach, completed his first season as an assistant coach with the Phoenix Suns.

The elder D'Antoni accumulated over 500 wins as head coach of Socastee High School in Myrtle Beach, South Carolina, a position he had held since 1975. His club regularly advanced in postseason play, including a trip to the 1998 state championship, when the Braves lost to South Aiken by one point on a layup with four-tenths of a second left.

Dan is the founder of the Beach Ball Classic, one of the most prestigious high school basketball tournaments in the country that has helped launch the careers of NBA All-Stars Kevin Garnett, Kobe Bryant, Jason Kidd, Vince Carter, Grant Hill, Rasheed Wallace and 2005 NBA draftee Raymond Felton (5th overall to Charlotte) since its debut in 1981.

The Mullens, West Virginia native was a point guard at Marshall University and as a senior in 1969-70, he served as the head coach of the Thundering Herd's freshman team that included brother Mike D'Antoni, and again in 1970-71 as an assistant coach for the varsity team. After a tryout stint with the NBA's Baltimore Bullets, D'Antoni began to work on other endeavors in 1971 before returning to coaching full-time in 1975.

Basketball is a way of life for the D'Antoni family. In addition to brother Mike, father Lewis was a legendary high school basketball coach in West Virginia and Ohio, and was inducted into West Virginia's Sports Hall of Fame in May 2004. Dan is also the father of three sons, who all played collegiate basketball: Matt, played at Brown University; Andrew, attended West Point Academy and is now serving in Iraq as a lieutenant in the United States Army; Nick, was the captain of the William and Mary basketball team.

# PHOENIX SUNS PLAYOFF ROSTER

NO.	PLAYER	POS.	HT.	WT.	BIRTHDATE	COLLEGE/TEAM	YRS PLAYED
10	Leandro Barbosa	G	6-3	188	11/28/82	Baura Tilibra (Brazil)	3
19	Raja Bell	G	6-5	210	9/19/76	Florida International	6
11	Pat Burke	C	6-11	250	12/14/73	Auburn	2
3	Boris Diaw	G/F/C	6-8	230	4/16/82	Pau Orthez (France)	3
55	Brian Grant	F/C	6-9	254	3/5/72	Xavier (Ohio)	12
50	Eddie House	G	6-1	175	5/14/78	Arizona State	6
22	James Jones	G/F	6-8	220	10/4/80	Miami (Fla.)	3
31	Shawn Marion	F	6-7	228	5/7/78	UNLV	7
13	Steve Nash	G	6-3	195	2/7/74	Santa Clara	10
32	Amaré Stoudemire	F/C	6-10	245	11/16/82	Cypress Creek H.S.	4
40	Kurt Thomas	C	6-9	235	10/4/72	Texas Christian	11
2	Tim Thomas	F	6-10	235	2/26/77	Villanova	9
15	Nikoloz Tskitishvili	F	7-0	225	4/14/83	Republic of Georgia	4

**HEAD COACH:** Mike D'Antoni (Marshall), 3rd season (fourth overall)

**ASSISTANT COACHES:** Marc Iavaroni (Virginia), Alvin Gentry (Appalachian State), Phil Weber (North Carolina State), Dan D'Antoni (Marshall), Todd Quinter (Lebanon Valley)

**HEAD ATHLETIC TRAINER:** Aaron Nelson (Iowa State)

## PRONUNCIATION GUIDE:

Leandro Barbosa (lee-AN-dro BAR-bow-sa)  
 Boris Diaw (DEE-ow)  
 Amare Stoudemire (ah-MAHR-ay)  
 Nikoloz Tskitishvili (NI-ko-los) (SKEE-tish-Vee-Lee)  
 Mike and Dan D'Antoni (dan-TON-ee)  
 Marc Iavaroni (eye-vuh-RONE-ee)

## NUMERICAL ROSTER


2	Tim Thomas	15	Nikoloz Tskitishvili	32	Amaré Stoudemire
3	Boris Diaw	19	Raja Bell	40	Kurt Thomas
10	Leandro Barbosa	22	James Jones	50	Eddie House
11	Pat Burke	31	Shawn Marion	55	Brian Grant
13	Steve Nash				

## PLAYOFF EXPERIENCE PHOENIX SUNS

Leandro Barbosa . . . . .1 year, 12 games  
 Raja Bell . . . . .3 years, 35 games  
 Pat Burke . . . . .1 year, 6 games  
 Boris Diaw . . . . .first playoff experience  
 Brian Grant . . . . .6 years, 53 games  
 Eddie House . . . . .2 years, 6 games

James Jones . . . . .1 year, 13 games  
 Shawn Marion . . . . .4 years, 34 games  
 Steve Nash . . . . .7 years, 66 games  
 Amare Stoudemire . . . . .2 years, 21 games  
 Kurt Thomas . . . . .5 years, 48 games  
 Tim Thomas . . . . .5 years, 33 games  
 Nikoloz Tskitishvili . . . . .first playoff experience

**TOTALS: 37 YEARS, 327 GAMES**



# LEANDRO BARBOSA #10

**3RD SEASON • BRAZIL • G • 6-3 • 188**  
**PLAYOFF EXPERIENCE: 1 YEAR, 12 GAMES**

**2005-06 REGULAR SEASON:** Enjoyed a breakout season in only his third NBA campaign, posting career highs in points per game (13.1), rebounds (2.6), assists (2.8), field goal percentage (.481), three-point field goal percentage (team-high .444, 3rd), three-pointers made (87) and minutes played (27.9) in 57 games (11 starts)... Scored 10-plus points 41 times, 20-plus points nine times, including a career-high 28 points on 11-of-15 shooting at Toronto on March 31 (prev. 27, Jan. 5, 2004 at Chicago)... Recorded back-to-back 20-point games for the first time in his career, finishing with team highs of 23 points vs. Sacramento on Nov. 6 and 21 points vs. Detroit on Nov. 10... By doing so, became the first Suns reserve since Joe Johnson (April 16-18, 2003) to lead the team in scoring in consecutive games while coming off the bench... Made at least one three-pointer in 47 of 57 games played (82.4 percent), including a season-high four 3-pointers three times (vs. Seattle on Jan. 22, vs. L.A. Lakers on April 7, vs. New Orleans/Oklahoma City on April 17)... Grabbed career-high eight rebounds in season opener vs. Dallas on Nov. 1 and again vs. New Orleans/Oklahoma City on April 17... Dished out a season-high eight assists at Cleveland on Jan. 29... Missed 25 games due to injury... Missed 24 games (November 22-December 7 and December 12-January 12) due to a grade 2 left knee MCL sprain... Injury originally suffered at San Antonio on Nov. 19 and later aggravated at L.A. Clippers on Dec. 10... Sat out one game due to right groin strain vs. San Antonio on March 9.

**CAREER PLAYOFFS:** Is making his second consecutive playoff appearance after playing in 12 of the team's 15 postseason games in 2005... Scored a playoff career-high seven points vs. Dallas on May 9, 2005.

**CAREER NOTES:** Owns career averages of 9.1 points, 2.4 assists in 190 games over three seasons with Phoenix... Phoenix acquired his draft rights (28th overall) from San Antonio for a future protected first-round pick (Suns completed the trade conveying the 30th overall pick in the 2005 NBA Draft to San Antonio who sent it to New York) on draft day on June 26, 2003... Along with Suns' first-round selection Zarko Cabarkapa (Serbia & Montenegro), was one of record 21 international players taken in the draft... Wasn't expected to see a lot of action in rookie season, but that changed dramatically after Phoenix traded Stephon Marbury to New York on Jan. 5, 2004... Inherited the starting point guard job, a position usually held by a veteran, and averaged 10.0 points, 2.4 rebounds, 3.3 assists and 1.6 steals in 28.0 minutes after the trade... Averaged 3.5 points and 0.6 assists in 8.0 minutes in 23 games prior to Jan. 5, 2004... Ranked in the top 10 among NBA rookies in scoring (7.9, 9th), assists (2.4, T-8th), field goal percentage (.448, 6th), three-point field goal percentage (.395, 1st), three-point field goals made (83, 2nd) and steals (1.33, T-3rd)... In first NBA start, broke loose for a then career-high 27 points (11-18 FG, 2-6 3FG, 3-4 FT), three rebounds, four assists and one turnover in 39 minutes on Jan. 5, 2004 at Chicago... It was also the most points scored by a Suns rookie in their first start (prev. 22 by Negele Knight, April 5, 1991)... It was the most points scored by an international player in their first start since 2001-02 NBA Rookie of the Year Pau Gasol scored 27 points vs. Phoenix on Nov. 6, 2001... Set Suns rookie record with a three-pointer in 10 consecutive games from Jan. 2-19 (8, prev. Dan Majerle, Nov. 26-Dec. 16, 1988 and Wesley Person, Dec. 23, 1994-Jan. 9, 1995).

**INTERNATIONAL CAREER:** Led Brazil to the gold medal at the 2005 FIBA Americas Championship in Santo Domingo, Dominican Republic and was named to the All-Tournament Team after averaging 20.3 points (3rd), 4.1 assists (T-3rd), 5.0 rebounds (20th), 2.1 steals (2nd) and 35.0 minutes (2nd) in eight contests... In the gold-medal game vs. Argentina on Sept. 4, 2005, scored a game-high 29 points, including five three-pointers in the final quarter, as Brazil won 100-88... Averaged 12.0 points and .493 FG for the Brazilian National Team in eight games at the 2003 FIBA Americas Men's Olympic Tournament in San Juan, Puerto Rico... In his second season with Bauria Tilibra in 2002-03, averaged 28.2 points, second to the legendary Oscar Schmidt... Among the leaders averaging 7.0 assists and 4.0 rebounds for Bauria Tilibra in 2002-03... Named Brazilian League Rookie of the Year after totaling 15.8 points, 6.4 assists and 1.7 steals in his first full season for Bauria Tilibra in 2001-02... Was the youngest player (19) to earn a roster spot on the Brazilian National Team that competed at the 2002 World Championships in Indianapolis... Began his professional career in 1999-00 playing for Palmieras in the second division.

**PERSONAL:** Full name is Leandro Mateus Barbosa (pronounced lee-AN-dro BAR-bow-sa)... Participated in the inaugural NBA's Basketball Without Borders Americas community outreach program in his native Brazil over the last two summers... Is one of five children of Ivete and Vicente... Brother Arturo, who is 21 years older and a member of the elite Brazilian Special Forces, introduced Leandro to the sport of basketball when he was 5... Brother Marcelo, 31, lives with Barbosa and brought the family dog with him... Speaks Portuguese and English... After joining the Brazilian Junior National Team at the age of 15, earned his homeland nickname Leandrinho, which means "young Leandro"... His first visit to the United States was in 2002 at the World Championships in Indianapolis... Has a 6-10 wingspan... Was the second Brazilian player selected in the first round in consecutive drafts (Nene Hilario, 7th pick in 2002 by New York, later traded to Denver)... Is one of seven Brazilians to play in the NBA, including Rolando Ferreira (Portland, 1988-89), Joao Jose Vianna (Dallas, 1991-92) Nene (Denver, 2002-06) Alex Garcia (San Antonio, 2003-05), Rafael Araujo (Toronto, 2004-06) and Anderson Varejao (Cleveland, 2004-06).

## NBA REGULAR SEASON STATS

SEA	TEAM	G	MIN	FIELD GOALS		FREE THROWS		REBOUNDS		AST	STL	BLK	TO	PTS	— AVERAGES —		
				FGM-FGA	PCT	FTM-FTA	PCT	OR-DR	TOT						RPG	APG	PPG
03-04	PHOENIX	70	1500	210-470	.447	47-61	.770	23-100	123	165	93	7	120	550	1.8	2.4	7.9
04-05	PHOENIX	63	1087	168-354	.475	55-69	.797	32-98	130	126	30	7	87	442	2.1	2.0	7.0
05-06	PHOENIX	57	1592	273-567	.481	111-147	.755	31-119	150	158	48	6	89	744	2.6	2.8	13.1
<b>CAREER TOTALS</b>		<b>190</b>	<b>4179</b>	<b>651-1391</b>	<b>.468</b>	<b>213-277</b>	<b>.769</b>	<b>86-317</b>	<b>403</b>	<b>449</b>	<b>171</b>	<b>20</b>	<b>296</b>	<b>1736</b>	<b>2.1</b>	<b>2.4</b>	<b>9.1</b>

**THREE-POINT FIELD GOALS:** 2003-04, 83-210 (.395). 2004-05, 51-139 (.367). 2004-05, 51-139 (.367). 2005-06, 87-196 (.444) **TOTALS: 221-545 (.406).**

**PERSONAL FOULS-DQ:** 2003-04, 184-6. 2004-05, 127-0. 2005-06, 145-3. **TOTALS:** 856-13.

## NBA PLAYOFF STATS

SEA	TEAM	G	MIN	FIELD GOALS		FREE THROWS		REBOUNDS		AST	STL	BLK	TO	PTS	— AVERAGES —		
				FGM-FGA	PCT	FTM-FTA	PCT	OR-DR	TOT						RPG	APG	PPG
04-05	PHOENIX	12	116	12-35	.343	2-4	.500	5-12	17	12	3	0	5	30	1.4	1.0	2.5

**THREE-POINT FIELD GOALS:** 2004-05, 4-10 (.400).

**PERSONAL FOULS-DQ:** 2004-05, 8-0. **TOTALS:** 8-0.

# LEANDRO BARBOSA - STATS


GAME	MIN	FGM-FGA	FG%	3-POINT		FTM-FTA	FT%	REBOUNDS		AST	PF	STL	TO	BLK	PTS
				FGM-FGA	FG%			OFF-DEF	TOT						
N1 DALLAS	17	4-11	.364	0-2	.000	0-0	.000	0-8	8	3	5	1	2	0	8
N3 @LA Lakers	21	5-10	.500	1-2	.500	1-2	.500	0-0	0	5	2	0	0	0	12
N5 @ Utah	22	3-7	.429	1-2	.500	2-2	1.000	0-1	1	1	3	1	0	0	9
N6 SACRAMENTO	24	9-14	.643	2-4	.500	3-3	1.000	0-3	3	0	0	1	1	0	23
N10 DETROIT	21	8-12	.667	1-1	1.000	4-5	.800	2-0	2	2	1	0	0	0	21
N12 GOLDEN STATE	39	7-15	.467	1-4	.250	4-4	1.000	2-3	5	3	5	2	1	0	19
N16 MEMPHIS	41	6-14	.429	2-5	.400	3-3	1.000	3-3	6	4	3	0	2	1	17
N18 UTAH	26	7-9	.778	2-3	.667	2-5	.400	0-0	0	1	4	1	0	0	18
N19 @ San Antonio	21	6-10	.600	0-1	.000	2-2	1.000	1-0	1	0	0	2	0	0	14
<i>DND 3 games from N22-N25 (Grade 2 Left Knee MCL Sprain)</i>															
<i>Inactive 5 games from N30-D7 (Grade 2 Left Knee MCL Sprain)</i>															
D9 NEW YORK	21	2-3	.667	0-1	.000	1-2	.500	0-1	1	2	2	0	1	0	5
D10 LA Clippers	22	3-8	.375	1-3	.333	0-0	.000	0-1	1	1	3	0	1	0	7
<i>DND 16 games from D12-J12 (Grade 2 Left Knee MCL Sprain)</i>															
J14 CLEVELAND	19	3-7	.429	0-0	.000	1-2	.500	0-0	0	0	1	0	0	0	7
J17 @ Sacramento	31	5-10	.500	1-1	1.000	2-4	.500	1-3	4	2	2	1	0	0	13
J18 @ LA Clippers	29	9-15	.600	2-4	.500	1-2	.500	1-3	4	3	3	0	0	0	21
J20 LA LAKERS	30	2-7	.286	1-1	1.000	2-2	1.000	0-3	3	4	0	1	2	0	7
J22 SEATTLE	22	6-14	.429	4-8	.500	0-0	.000	0-2	2	1	5	1	2	0	16
J24 @ Orlando	36	6-13	.462	1-3	.333	2-2	1.000	1-1	2	4	2	1	1	0	15
J26 @ Miami	15	2-5	.400	1-2	.500	2-2	1.000	0-0	0	1	2	0	2	0	7
J27 @ Atlanta	29	5-8	.625	1-2	.500	3-6	.500	0-6	6	3	1	0	2	0	14
J29 @ Cleveland	37	2-9	.222	1-3	.333	2-4	.500	0-2	2	8	3	1	2	0	7
J31 @ Philadelphia	23	7-10	.700	2-4	.500	0-0	.000	1-0	1	4	4	0	2	0	16
F1 @ Boston	18	5-9	.556	1-4	.250	1-2	.500	0-1	1	4	5	1	4	0	12
F4 CHICAGO	28	1-6	.167	1-3	.333	1-2	.500	0-1	1	4	3	0	2	0	4
F6 MINNESOTA	20	3-8	.375	1-2	.500	3-4	.750	0-0	0	0	4	0	0	0	10
F8 MEMPHIS	38	7-11	.636	3-4	.750	7-9	.778	0-2	2	4	2	0	3	0	24
F10 SACRAMENTO	16	3-8	.375	2-3	.667	1-2	.500	0-1	1	2	0	0	2	0	9
F15 @ Denver	25	4-8	.500	3-4	.750	0-0	.000	0-5	5	3	3	1	3	0	11
F16 HOUSTON	32	4-9	.444	2-4	.500	2-2	1.000	1-4	5	1	1	1	2	0	12
F22 BOSTON	25	2-5	.400	0-2	.000	2-2	1.000	0-1	1	4	2	1	4	0	6
F25 CHARLOTTE	32	5-9	.556	2-4	.500	2-2	1.000	1-2	3	3	3	2	2	0	14
F27 @ Houston	28	1-6	.167	1-4	.250	0-0	.000	0-1	1	3	2	0	3	0	3
M1 MILWAUKEE	30	5-10	.500	2-4	.500	0-1	.000	0-2	2	6	4	0	2	1	12
M3 ORLANDO	29	7-7	1.000	3-3	1.000	0-0	.000	0-3	3	4	3	3	1	0	17
M5 @ Dallas	31	7-9	.778	4-6	.667	2-2	1.000	0-2	2	0	1	1	2	1	20
M6 @ New Orleans	31	5-13	.385	3-7	.429	2-2	1.000	1-2	3	1	3	1	2	0	15
<i>DND on M9 (Right Groin Strain)</i>															
M11 MINNESOTA	32	3-6	.500	1-1	1.000	3-3	1.000	1-4	5	0	1	0	1	0	10
M12 @ Portland	27	4-8	.500	2-4	.500	1-2	.500	0-0	0	2	0	2	0	0	11
M14 @ Seattle	31	3-8	.375	0-4	.000	1-2	.500	1-0	1	6	6	3	1	0	7
M15 @ LA CLIPPERS	24	5-10	.500	1-1	1.000	2-2	1.000	2-4	6	1	3	0	3	0	13
M17 @ San Antonio	37	3-6	.500	1-3	.333	3-6	.500	0-1	1	3	0	0	0	0	10
M21 @ Utah	29	4-13	.308	2-6	.333	2-2	1.000	0-1	1	0	2	2	0	0	12
M23 PORTLAND	26	6-13	.462	2-3	.667	3-4	.750	2-3	5	4	6	2	0	0	17
M25 DENVER	20	3-8	.375	0-2	.000	5-6	.833	0-1	1	0	5	1	4	0	11
M27 @ New Jersey	35	3-16	.188	2-6	.333	5-6	.833	0-3	3	3	1	2	1	0	13
M28 @ Milwaukee	25	3-8	.375	0-3	.000	4-4	1.000	0-1	1	3	2	3	3	0	10
M30 @ Indiana	26	4-9	.444	1-1	1.000	0-0	.000	1-3	4	6	5	0	2	0	9
M31 @ Toronto	33	11-15	.733	2-3	.667	4-5	.800	0-3	3	3	4	0	1	0	28
A2 @ Detroit	27	5-9	.556	0-2	.000	0-0	.000	0-3	3	5	2	1	2	0	10
A5 LA CLIPPERS	32	6-12	.500	3-4	.750	4-4	1.000	1-3	4	3	2	0	0	0	19
A7 LA LAKERS	37	9-15	.600	4-6	.667	1-1	1.000	1-3	4	5	0	0	2	0	23
A9 @ Seattle	27	5-14	.357	2-8	.250	4-6	.667	0-0	0	3	4	1	2	0	16
A11 @ Sacramento	24	4-9	.444	1-2	.500	2-2	1.000	0-2	2	1	3	2	2	1	11
A13 DALLAS	24	2-7	.286	1-4	.250	1-2	.500	0-4	4	4	2	1	0	0	6
A14 @ Golden State	35	7-20	.350	4-11	.364	2-2	1.000	0-6	6	2	1	1	5	0	20
A16 @ LA Lakers	37	6-13	.462	2-7	.286	2-2	1.000	1-1	2	3	6	1	4	0	16
A17 NEW ORLEANS	39	7-9	.778	4-4	1.000	3-6	.500	1-7	8	4	4	3	2	0	21
A19 @ Portland	34	4-10	.400	0-2	.000	0-0	.000	2-1	3	7	2	0	1	1	8
SEASON	1592	273-567	.481	87-196	.444	111-147	.755	22-109	131	158	145	48	89	6	744

GAMES PLAYED - 57  
GAMES STARTED - 11

NO	PLAYER	SINGLE GAME HIGHS							AVERAGE PER GAME						
		MIN	REB	AST	STL	TO	BLK	PTS	MIN	REB	AST	STL	TO	BLK	PTS
10	Barbosa, L	41	8	8	3	5	1	28	27.9	2.6	2.8	0.84	1.6	0.24	13.1

## PLAYOFF CAREER HIGHS

Mins . . . . . 22, at Dallas. (5/15/05)	3FGA . . . . . 3, vs. Dallas (5/18/05)	Assts . . . . . 2, 4 times, last vs. S.A. (5/22/05)
FGM . . . . . 3, vs. Dallas (5/9/05)	FTM . . . . . 1, (2 times) last at Dallas (5/13/05)	Stls . . . . . 1, 3 times, at Dallas (5/20/05)
FGA . . . . . 7, at Dallas (5/15/05)	FTA . . . . . 2 (2 times) last at Dallas (5/13/05)	Blks . . . . . 0, (12 times), vs. S.A. (5/24/05)
3FGM 1, (4 times) last vs. S.A. (5/22/05)	Rebs . . . . . 4, at Dallas (5/13/05)	Pts . . . . . 7, vs. Dallas (5/9/05)



# RAJA BELL #19

**6TH SEASON • FLORIDA INTERNATIONAL • G • 6-5 • 210**  
**PLAYOFF EXPERIENCE: 3 YEARS, 35 GAMES**

**2005-06 REGULAR SEASON:** Reunited with former teammate Steve Nash (2002-03 with Dallas), Bell had a career year in 2005-06 and developed into one of the league's top three-point shooters... In his sixth NBA season and first with Phoenix, averaged 14.7 points, 3.2 rebounds, 2.6 assists in 37.5 minutes (30th in the NBA), all career highs, in 79 games played (all starts).... Ranked second in the NBA in three-point field goals made (197) and tied for fourth in three-point field goal percentage (.442), both career highs... Surpassed his previous career high in three-point field goals made in only the team's 34th game of the season at Denver on Jan. 10 (prev. 62 in 2003-04 with Utah)... Scored 10-plus points 64 times, 20-plus points 15 times, 30-plus points twice, including a career-high 31 points and a career-high three blocks vs. Seattle in a double-overtime loss vs. Seattle on Jan. 22, only 12 days after scoring 30 points for the first time in his career in a triple-overtime loss at Denver on Jan. 10... In that game against the Nuggets, connected on a career-high eight three-point field goals... Logged a career-high 58 minutes in a triple-overtime loss at Denver on Jan. 10... Notched first double-double as a Sun vs. Houston on Feb. 16 with 15 points and a career-high tying 10 rebounds, to go along with his season-high tying six assists... Entered the season with a career high of four three-point field goals made in a single game, but surpassed that total 13 times in 2005-06... Stole a career-high tying four steals vs. San Antonio on Jan. 7 and at Chicago on Dec. 31 (other, Dec. 28, 2002, Dallas vs. New York)... Awarded the 2005-06 Dan Majerle Hustle Award, which was selected based on the results of five voting categories: fans (who cast their ballots online at Suns.com), Suns players, coaches, employees and Majerle himself... Missed three games, including one game to a bruised right calf at Cleveland on Jan. 29, Coach's Decision at Golden State on April 14, and left thigh strain at L.A. Lakers on April 16.

**CAREER PLAYOFFS:** Is making his fourth career playoff appearance, first with Phoenix... Made first career playoff appearance as a rookie with Philadelphia in 2001 and earned a reputation as a defensive stopper defending the likes of All-Stars Kobe Bryant and Ray Allen... Advanced to the NBA Finals as a 76er vs. the Los Angeles Lakers in 2001... In start with Dallas, shared team-high scoring honors with teammate Michael Finley with playoff career-high 16 points on 7-of-11 shooting (.636) and added six boards in Game 4 of the Western Conference Semifinals at Sacramento on May 11, 2003.

**CAREER NOTES:** The undrafted six-year NBA veteran owns career averages of 8.8 points, and 2.5 rebounds in 23.4 minutes in 378 career games.. Has increased his scoring average in three consecutive seasons after averaging 3.2 points in his first three NBA seasons... Prior to signing with the Suns as an unrestricted free agent on August 3, 2005, averaged 7.3 points and 2.3 rebounds in 19.7 minutes in 299 career games (79 with Philadelphia, 75 with Dallas and 145 with Utah)... Has shot 40 percent or better from three-point range in three of the last four seasons... Registered 11.6 points in 145 games with Utah from 2003-05 after signing as a free agent on Oct. 1, 2003... Finished ninth in voting for NBA Sixth Man of the Year award in 2003-04 after averaging 11.2 points with the Jazz... Began the 2003-04 season with a career high of 16 points, but matched or topped that total 23 times, including a then career-best 26 against the L.A. Lakers on March 28, 2004... Signed by Dallas as a free agent on Oct. 1, 2002... In lone season with Dallas in 2002-03, he was a teammate of current Suns guard Steve Nash and shot a then personal best .412 from behind the arc... Agreed to a 10-day contract with Philadelphia on April 6, 2001 and saw limited action in five games as a rookie, averaging 1.0 points in 6.0 minutes... Originally signed as a free agent by San Antonio on August 2, 2000... Waived on Oct. 20, 2000... Prior to joining Philadelphia, signed with the Sioux Falls Skyforce of the IBL on March 31, 2001... Was a fourth-round draft pick (29th overall) by the Yakima Sun Kings in the 1999 CBA Draft and was named to the CBA All-Rookie Team in 1999-00.

**PERSONAL:** Full name is Raja Dia Bell... Born in St. Croix, but moved to Miami in the eighth grade and attended Miami Killian High School... Played for the West Team in the 1995 U.S. Olympic Festival... Member of the U.S. Virgin Islands National Team... His father, Roger, played football at Morehouse College and is their all-time leader in receptions... Sister, Tombi, was a star point guard for the University of Florida and was drafted by the WNBA's Minnesota Lynx... Married Cindi Greenman in August 2004... Was playing in a YMCA League in Miami with his father Roger before signing with the Sixers... Got the call to join the 76ers from Director of Player Personnel Tony DiLeo while dining at Denny's in Sioux Falls, S.D.

### NBA REGULAR SEASON STATS

SEA	TEAM	G	MIN	FIELD GOALS		FREE THROWS		REBOUNDS		AST	STL	BLK	TO	PTS	— AVERAGES —		
				FGM-FGA	PCT	FTM-FTA	PCT	OR-DR	TOT						RPG	APG	PPG
00-01	PHIL	5	30	2-7	.286	0-0	-	0-1	1	0	1	0	2	5	0.2	0.0	1.0
01-02	PHIL	74	890	103-240	.429	36-48	.750	31-80	111	71	21	4	48	254	1.5	1.0	3.4
02-03	DALLAS	75	1173	93-211	.432	23-34	.676	47-98	145	57	52	8	93	230	1.9	0.8	3.1
03-04	UTAH	82	2020	329-805	.409	195-248	.786	60-181	241	107	63	13	111	915	2.9	1.3	11.2
04-05	UTAH	63	1790	303-667	.454	112-150	.747	48-153	201	93	44	8	79	772	3.2	1.5	12.3
05-06	PHOENIX	79	2959	425-930	.457	115-146	.788	44-209	253	207	76	22	89	1162	3.2	2.6	14.7
<b>CAREER TOTALS</b>		<b>378</b>	<b>8862</b>	<b>1255-2860</b>	<b>.439</b>	<b>481-626</b>	<b>.768</b>	<b>230-722</b>	<b>952</b>	<b>533</b>	<b>257</b>	<b>55</b>	<b>372</b>	<b>3338</b>	<b>2.5</b>	<b>1.4</b>	<b>8.8</b>

**THREE-POINT FIELD GOALS:** 2000-01, 1-3 (.333). 2001-02, 12-44 (.273). 2002-03, 21-51 (.412). 2003-04, 62-166 (.373). 2004-05, 54-134 (.403). 2005-06, 197-446 (.442).

**TOTALS:** 347-844 (.411).

**PERSONAL FOULS-DQ:** 2000-01, 0-0. 2001-02, 109-0. 2002-03, 134-0. 2003-04, 262-6. 2004-05, 205-4. 2005-06, 248-5. **TOTALS:** 959-15.

### NBA PLAYOFFS STATS

SEA	TEAM	G	MIN	FIELD GOALS		FREE THROWS		REBOUNDS		AST	STL	BLK	TO	PTS	— AVERAGES —		
				FGM-FGA	PCT	FTM-FTA	PCT	OR-DR	TOT						RPG	APG	PPG
00-01	PHIL	15	124	12-27	.444	8-14	.571	4-9	13	7	15	0	5	34	0.9	0.5	2.3
01-02	PHIL	3	8	1-3	.333	0-0	-	1-0	1	0	0	0	0	2	0.3	0.0	0.7
02-03	DALLAS	17	305	40-73	.548	11-20	.550	13-58	51	27	5	0	6	97	3.0	1.6	5.7
<b>CAREER TOTALS</b>		<b>35</b>	<b>437</b>	<b>53-103</b>	<b>.515</b>	<b>19-34</b>	<b>.559</b>	<b>18-47</b>	<b>65</b>	<b>34</b>	<b>20</b>	<b>0</b>	<b>11</b>	<b>133</b>	<b>1.9</b>	<b>1.0</b>	<b>3.8</b>

**THREE-POINT FIELD GOALS:** 2000-01, 2-8 (.250). 2001-02, 0-2 (.000). 2002-03, 6-13 (.462). **TOTALS:** 8-23 (.348).

**PERSONAL FOULS-DQ:** 2000-01, 20-0. 2001-02, 0-0. 2002-03, 41-0. **TOTALS:** 61-0.

# RAJA BELL - STATS


GAME	MIN	3-POINT		REBOUNDS		AST	PF	STL	TO	BLK	PTS				
		FGM-FGA	FG%	FTM-FTA	FT%							OFF-DEF	TOT		
N1 DALLAS	43	7-11	.636	1-2	.500	0-3	1	0	0	0	18				
N3 @ LA Lakers	39	5-8	.625	2-2	1.000	1-6	1	0	1	1	14				
N5 @ Utah	28	2-8	.250	0-2	.000	0-3	1	0	0	0	4				
N6 SACRAMENTO	29	4-9	.444	1-3	.333	1-1	3	0	0	0	10				
N10 DETROIT	29	6-10	.600	2-4	.500	0-1	2	0	2	0	14				
N12 GOLDEN STATE	40	7-15	.467	3-6	.500	0-4	0	0	0	0	20				
N16 MEMPHIS	26	4-9	.444	1-3	.333	0-5	5	0	3	1	9				
N18 @ Utah	33	5-11	.455	1-3	.333	0-0	4	0	1	1	12				
N19 @ San Antonio	36	4-10	.400	2-4	.500	0-6	2	0	0	0	12				
N22 TORONTO	33	1-10	.100	0-3	.000	0-3	4	1	1	0	2				
N23 @ Houston	45	4-12	.333	2-5	.400	1-2	8	3	0	0	11				
N25 NEW JERSEY	38	5-12	.417	1-3	.333	0-0	2	0	0	0	13				
N30 INDIANA	33	4-10	.400	1-5	.200	2-4	0	0	0	0	11				
D2 DENVER	38	4-11	.364	2-7	.286	1-2	3	3	0	0	8				
D4 ATLANTA	29	1-8	.125	1-5	.200	0-3	0	0	3	0	8				
D6 PORTLAND	30	7-12	.583	2-3	.667	5-6	1	0	0	0	21				
D7 @ Golden State	34	6-12	.500	5-9	.556	2-4	1	0	3	0	19				
D9 NEW YORK	39	7-15	.467	3-9	.333	0-0	1	0	1	1	17				
D10 LA Clippers	40	9-9	.333	1-4	.250	0-0	3	1	1	0	7				
D12 NEW ORLEANS	46	9-16	.563	5-5	1.000	1-2	4	4	2	0	24				
D14 @ Dallas	46	4-14	.286	0-6	.000	4-4	0	0	0	1	11				
D16 @ New Orleans	46	4-14	.286	1-6	.167	2-2	1	3	2	0	8				
D17 @ Memphis	40	3-14	.214	2-8	.250	0-0	5	0	1	0	12				
D20 SEATTLE	37	4-8	.500	2-6	.333	2-2	1	0	3	0	15				
D23 WASHINGTON	43	6-12	.500	3-4	.750	0-0	2	0	1	0	15				
D26 @ Minnesota	38	5-13	.385	0-2	.000	0-0	4	0	0	0	13				
D28 @ Washington	39	5-14	.357	2-8	.250	1-1	2	2	0	0	13				
D30 @ Charlotte	38	2-9	.222	3-5	.600	0-0	3	1	0	0	6				
D31 @ Chicago	45	8-14	.571	2-5	.400	0-0	6	4	0	0	19				
J2 @ New York	31	5-9	.556	3-5	.600	0-0	0	0	1	0	12				
J4 PHILADELPHIA	36	7-16	.438	2-5	.400	0-0	5	0	0	2	16				
J6 MIAMI	43	9-15	.600	4-8	.500	2-2	4	4	0	0	24				
J7 SAN ANTONIO	45	6-7	.857	0-1	.000	3-6	0	0	4	0	7				
J10 @ Denver	58	10-19	.526	8-15	.533	2-2	3	6	2	0	30				
J12 GOLDEN STATE	37	6-13	.462	3-6	.500	1-3	4	0	0	0	17				
J14 CLEVELAND	43	9-14	.643	5-6	.833	0-4	4	4	2	0	23				
J17 @ Sacramento	34	7-16	.438	1-7	.143	4-4	1	2	3	0	12				
J18 @ LA Clippers	34	5-13	.385	2-7	.286	0-0	4	1	0	0	12				
J20 LA LAKERS	39	6-10	.600	2-4	.500	4-4	1	0	0	0	18				
J22 SEATTLE	50	10-17	.588	7-11	.636	4-4	2	2	3	0	31				
J24 @ Orlando	34	3-10	.300	2-5	.400	2-2	4	0	0	1	10				
J26 @ Miami	37	8-13	.615	5-7	.714	1-1	1	2	2	0	22				
J27 @ Atlanta	39	3-11	.273	1-6	.167	0-4	0	0	1	0	8				
<i>DNP on J29 (Right calf Bruise)</i>															
J31 @ Philadelphia	25	7-11	.636	5-8	.625	2-2	2	1	1	0	21				
F1 @ Boston	42	6-15	.400	5-9	.556	1-2	4	4	0	3	18				
F4 CHICAGO	34	5-11	.455	5-9	.556	2-2	6	4	1	0	17				
F6 MINNESOTA	41	7-13	.538	3-4	.750	2-2	1	1	2	0	19				
F8 MEMPHIS	38	2-10	.200	1-7	.143	1-4	5	2	3	0	7				
F10 SACRAMENTO	36	5-8	.625	2-3	.667	4-4	4	1	0	0	16				
F15 @ Denver	43	6-13	.462	4-6	.667	4-4	3	0	2	0	20				
F16 HOUSTON	38	6-12	.500	3-7	.429	0-0	10	0	1	0	15				
F22 BOSTON	46	6-12	.500	2-6	.333	1-2	3	0	1	1	15				
F25 CHARLOTTE	42	12-17	.706	2-4	.500	1-1	4	4	0	2	27				
F27 @ Houston	45	3-12	.250	2-8	.250	6-6	2	4	1	0	14				
M1 MILWAUKEE	41	5-10	.500	2-5	.400	2-2	1	4	0	1	14				
M3 ORLANDO	38	2-11	.182	0-5	.000	7-8	3	0	1	2	11				
M5 @ Dallas	35	3-6	.500	1-2	.500	0-0	1	1	1	0	7				
M6 @ New Orleans	45	6-11	.545	4-6	.667	1-2	4	2	0	0	17				
M9 SAN ANTONIO	40	7-13	.538	1-3	.333	0-0	1	3	2	0	15				
M11 MINNESOTA	35	4-9	.444	3-5	.600	2-2	1	2	1	0	13				
M12 @ Portland	31	7-11	.636	4-6	.667	1-2	4	1	1	0	19				
M14 @ Seattle	35	10-13	.769	5-8	.625	0-0	4	1	0	0	25				
M15 @ LA CLIPPERS	33	6-10	.600	3-4	.750	1-1	4	1	0	0	16				
M17 @ San Antonio	41	4-10	.400	2-4	.500	0-0	3	1	0	0	10				
M21 @ Utah	37	7-16	.438	3-10	.300	1-2	1	1	0	0	18				
M23 PORTLAND	30	4-11	.364	3-7	.429	2-4	0	2	1	0	13				
M25 DENVER	35	6-13	.462	3-7	.429	0-0	2	0	2	0	15				
M27 @ New Jersey	21	2-9	.222	1-1	1.000	2-2	1	1	0	0	7				
M28 @ Milwaukee	37	5-12	.417	1-5	.200	1-2	4	1	1	1	12				
M30 @ Indiana	27	3-9	.333	3-7	.429	0-1	1	3	0	0	9				
M31 @ Toronto	38	5-11	.455	3-8	.375	2-2	1	4	2	0	15				
A2 @ Detroit	38	5-7	.714	2-3	.667	0-0	1	5	4	1	12				
A5 LA CLIPPERS	35	4-18	.222	2-9	.222	0-0	2	6	2	1	10				
A7 LA LAKERS	40	4-10	.400	2-5	.400	2-2	3	4	1	0	12				
A9 @ Seattle	39	9-15	.600	5-9	.556	0-0	3	2	1	0	23				
A11 @ Sacramento	35	9-13	.692	3-4	.750	4-6	4	2	1	0	25				
A13 DALLAS	31	8-9	.889	5-5	1.000	0-0	2	2	2	0	21				
<i>DNP on A14 (Coach's Decision)</i>															
<i>DNP on J16 (Left Thigh Strain)</i>															
A17 NEW ORLEANS	36	7-13	.538	5-9	.556	0-0	1	4	3	0	19				
A19 @ Portland	34	2-11	.182	1-5	.200	0-0	1	6	3	1	5				
SEASON	2959	425-930	.457	197-446	.442	115-146	.788	44-209	253	207	248	76	89	22	1162

**GAMES PLAYED – 79**  
**GAMES STARTED – 79**

NO	PLAYER	SINGLE GAME HIGHS						AVERAGE PER GAME							
		MIN	REB	AST	STL	TO	BLK	PTS	MIN	REB	AST	STL	TO	BLK	PTS
19	Bell, R.	58	10	6	6	4	3	31	37.5	3.2	2.6	0.96	1.1	0.28	14.7

## PLAYOFF CAREER HIGHS

Mins	. . . . . 33, Dal. vs. Sac. (5/17/03)	3FGA	. 2, (7 times) Dal. vs. S.A. (5/23/03)	Assts	. . . . . 4, Dal. vs. Sac. (5/6/03)
FGM	. . . . . 7, Dal. at Sac. (5/11/03)	FTM	. . . . . 3, Dal. vs. S.A. (5/29/03)	Stls	. . . 3, (3 times) Phi. vs. LAL (6/10/01)
FGA	. . . . . 11, Dal. at Sac. (5/11/03)	FTA	. . . . . 6 Phi. at LAL (6/8/01)	Blks	0, (35 times), Dal. vs. S.A. (5/29/03)
3FGM	. . . . . 2, Dal. at Port. (5/2/03)	Rebs	. . . . . 7, Dal. at S.A. (5/21/03)	Pts	. . . . . 16, Dal. at Sac. (5/11/03)



# PAT BURKE #11

**2ND SEASON • AUBURN • C • 6-11 • 250**  
**PLAYOFF EXPERIENCE: 1 YEAR, 6 GAMES**

**2005-06 REGULAR SEASON:** In only his second NBA season, averaged 3.4 points and 1.7 rebounds in 8.2 minutes in 42 games... Scored 10-plus points twice, including a season-high 12 points vs. Portland on Dec. 6 and vs. Milwaukee on March 1... Had seven points and a season-high six rebounds vs. Houston on Feb. 16... Swatted a career-high tying three blocks vs. Seattle on Dec. 20... Made second and third career three-point field goals vs. Portland on March 23 and at New Jersey on March 27, respectively... Was a DNP (Coach's Decision) in 39 games and DNP (sprained right shoulder) at Memphis on Dec. 17... Signed with Phoenix on August 18, 2005 after playing the previous two professional seasons (2003-05) in Spain.

**CAREER PLAYOFFS:** Is making his second playoff appearance, first with Phoenix... Made his NBA Playoff debut with the Orlando Magic in 2003 and averaged 2.8 points and 1.8 rebounds in six postseason games.

**CAREER NOTES:** Has played seven of his nine professional seasons in Europe, averaging 8.2 points and 5.2 rebounds in 211 Euroleague career games... Has played for five different teams in Spain and Greece, including Spanish club Tau Ceramica Baskonia (1997-98), Greek club Panathinaikos AO Athens (1998-2001), Greek club B.C. Maroussi Athens (2001-02), Spanish club CB Gran Canaria (2003-04) and Spanish club Real Madrid (2003-05)... Became the first Irish-born player to appear in the NBA after averaging 4.3 points and 2.4 rebounds in 62 games (eight starts) in his only other NBA season with the Orlando Magic in 2002-03... In his eight starts, he averaged 7.8 points and 3.4 rebounds in 23.3 minutes... Was one of only two undrafted rookies of 2002 to start on Opening Night... Led (or tied) the team in rebounding three times, including a career-high 11 rebounds on Nov. 22, 2002 at Indiana... Scored in double figures seven times, including a career-best 14 points on April 16, 2003 at Milwaukee... In 2004-05, he played for Real Madrid, where his team won the 2004-05 ACB Spanish League Championship, and averaged 7.0 points and 4.2 rebounds on .511 shooting from the field in a combined 41 regular season and 19 playoff games... Won three consecutive Greek League Championships with Panathinaikos from 1998-2000... While with Panathinaikos, played with former Boston Celtics player Dino Radja and current L.A. Clippers center Zeljko Rebraca.

**PERSONAL:** Full name is Patrick John Burke... Attended high school at Mariner High School in Cape Coral, Florida... He and his wife, Peyton, have twin sons, Graceson and Sadler... Communications major at Auburn... Didn't begin playing organized basketball until the age of 16... Earned one letter in track as a high jumper in high school... Also played organized hockey for seven years as a defenseman... Youngest of six children... In 1995-96, the Franklin Road Academy Junior High eighth grade basketball team in Nashville, Tennessee, created the "Pat Burke Fan Club" in his honor, after meeting him while at Auburn... Member of the Irish National Team and played in the 1993 and 1995 World University Games.

### NBA REGULAR SEASON STATS

SEA	TEAM	G	MIN	FIELD GOALS			FREE THROWS			REBOUNDS			AST	STL	BLK	TO	PTS	— AVERAGES —		
				FGM-FGA	PCT	FTM-FTA	PCT	OR-DR	TOT	RPG	APG	PPG								
02-03	ORLANDO	62	783	113-296	.382	40-58	.690	57-89	146	23	19	25	47	267	2.4	0.4	4.3			
05-06	PHOENIX	42	346	63-127	.496	13-21	.619	21-52	73	16	6	13	33	141	1.7	0.4	3.4			
<b>CAREER TOTALS</b>		<b>104</b>	<b>1129</b>	<b>176-423</b>	<b>.416</b>	<b>53-79</b>	<b>.671</b>	<b>78-141</b>	<b>219</b>	<b>39</b>	<b>25</b>	<b>38</b>	<b>80</b>	<b>408</b>	<b>2.1</b>	<b>0.4</b>	<b>3.9</b>			

**THREE-POINT FIELD GOALS:** 1-7, (.143). 2005-05, 2-7 (.286). **TOTALS:** 3-14 (.214).

**PERSONAL FOULS-DQS:** 2002-03, 99-1. 2005-06, 62-2. **TOTALS:** 161-3.

### NBA PLAYOFFS STATS

SEA	TEAM	G	MIN	FIELD GOALS			FREE THROWS			REBOUNDS			AST	STL	BLK	TO	PTS	— AVERAGES —		
				FGM-FGA	PCT	FTM-FTA	PCT	OR-DR	TOT	RPG	APG	PPG								
02-03	ORLANDO	6	43	6-10	.600	5-6	.833	1-10	11	1	1	0	4	17	1.8	0.2	2.8			

**PERSONAL FOULS-DQS:** 2002-03, 9-0. **TOTALS:** 9-0.

# PAT BURKE - STATS

GAME	MIN	FGM-FGA	FG%	3-POINT		FTM-FTA	FT%	REBOUNDS		AST	PF	STL	TO	BLK	PTS
				FGM-FGA	FG%			OFF-DEF	TOT						
<i>DNP 4 games from N1-N6 (Coach's Decision)</i>															
N10 DETROIT	4	0-2	.000	0-0	.000	0-0	.000	0-0	0	0	0	0	0	0	0
<i>DNP 2 games from N12-N16 (Coach's Decision)</i>															
N18 UTAH	15	3-5	.600	0-0	.000	0-0	.000	1-3	4	3	4	0	1	0	6
N19 @ San Antonio	3	0-0	.000	0-0	.000	0-0	.000	0-0	0	0	2	0	0	0	0
<i>DNP 3 games from N22-N25 (Coach's Decision)</i>															
N30 INDIANA	8	1-4	.250	0-0	.000	0-0	.000	1-0	1	0	3	0	2	1	2
<i>DNP on D2 (Coach's Decision)</i>															
D4 ATLANTA	13	3-4	.750	0-0	.000	2-2	1.000	2-1	3	2	6	0	2	1	8
D6 PORTLAND	24	5-8	.625	0-0	.000	2-2	1.000	1-2	3	1	3	0	2	2	12
D7 @ Golden State	4	1-2	.500	0-0	.000	0-0	.000	0-0	0	0	0	0	1	0	2
<i>DNP on D9 (Coach's Decision)</i>															
D10 LA Clippers	5	2-2	1.000	0-0	.000	0-0	.000	0-0	0	0	0	0	1	0	4
D12 NEW ORLEANS	12	4-4	1.000	0-0	.000	1-2	.500	1-0	1	0	0	0	1	2	9
<i>DNP 2 games from on D14-D16 (Coach's Decision)</i>															
<i>DNP on D17 (Right Shoulder Sprain)</i>															
D20 SEATTLE	17	3-4	.750	0-0	.000	0-0	.000	1-4	5	2	3	0	1	3	6
D23 WASHINGTON	9	1-2	.500	0-0	.000	0-0	.000	0-0	0	1	0	1	0	0	2
D26 @ Minnesota	5	1-2	.500	0-0	.000	0-0	.000	0-0	0	1	2	1	1	0	2
D28 @ Washington	8	2-3	.667	0-0	.000	0-0	.000	0-1	1	1	1	0	1	0	4
D30 @ Charlotte	4	0-0	.000	0-0	.000	0-0	.000	0-1	1	0	1	0	0	0	0
D31 @ Chicago	4	1-2	.500	0-0	.000	0-0	.000	0-0	0	0	1	0	1	0	2
J2 @ New York	13	0-3	.000	0-0	.000	2-2	1.000	1-1	2	0	6	1	0	0	2
J4 PHILADELPHIA	5	0-1	.000	0-0	.000	0-0	.000	0-0	0	0	0	0	0	0	0
J6 MIAMI	6	2-2	1.000	0-0	.000	0-0	.000	0-2	2	1	2	0	2	0	4
<i>DNP 2 games from J7-10 (Coach's Decision)</i>															
J12 GOLDEN STATE	4	1-2	.500	0-0	.000	0-0	.000	0-0	0	0	1	0	0	0	2
<i>DNP on J14 (Coach's Decision)</i>															
J17 @ Sacramento	13	1-3	.333	0-0	.000	1-2	.500	1-1	2	0	4	0	1	0	3
<i>DNP 3 games from J18-22 (Coach's Decision)</i>															
J24 @ Orlando	6	2-5	.400	0-0	.000	0-2	.000	1-2	3	1	1	0	0	0	4
J26 @ Miami	6	0-0	.000	0-0	.000	0-0	.000	0-0	0	0	0	0	0	0	0
<i>DNP on J27 (Coach's Decision)</i>															
J29 @ Cleveland	5	0-2	.000	0-0	.000	2-2	1.000	0-1	1	0	2	0	1	0	2
J31 @ Philadelphia	5	1-1	1.000	0-0	.000	0-0	.000	0-1	1	0	2	0	0	0	2
<i>DNP on F1 (Coach's Decision)</i>															
F4 CHICAGO	4	0-1	.000	0-0	.000	2-4	.500	0-0	0	0	0	0	0	0	2
<i>DNP 3 games from F6-10 (Coach's Decision)</i>															
F15 @ Denver	8	2-3	.667	0-0	.000	0-0	.000	1-3	4	0	0	0	1	0	4
F16 HOUSTON	16	3-7	.429	0-0	.000	1-2	.500	1-5	6	0	3	0	1	1	7
<i>DNP on F22 (Coach's Decision)</i>															
F25 CHARLOTTE	5	1-4	.250	0-0	.000	0-0	.000	0-1	1	0	1	0	0	0	2
F27 @ Houston	11	2-4	.500	0-0	.000	0-0	.000	2-1	3	0	2	1	2	0	4
M1 MILWAUKEE	18	6-9	.667	0-0	.000	0-1	.000	0-5	5	0	3	0	1	2	12
M3 ORLANDO	5	1-2	.500	0-0	.000	0-0	.000	0-2	2	0	0	1	0	0	2
<i>DNP on M5 (Coach's Decision)</i>															
M6 @ New Orleans	6	1-4	.250	0-0	.000	0-0	.000	0-2	2	0	0	0	0	0	2
M9 SAN ANTONIO	8	3-5	.600	0-0	.000	0-0	.000	2-3	5	1	0	0	1	0	6
<i>DNP 2 games from M11-M12 (Coach's Decision)</i>															
M14 @ Seattle	4	0-1	.000	0-0	.000	0-0	.000	0-1	1	0	1	0	0	0	0
M15 @ LA CLIPPERS	6	1-2	.500	0-0	.000	0-0	.000	0-4	4	1	1	1	2	0	2
M23 PORTLAND	5	2-4	.500	1-2	.500	0-0	.000	0-0	0	0	1	0	1	0	5
<i>DNP on M25 (Coach's Decision)</i>															
M27 @ New Jersey	6	2-2	1.000	1-1	1.000	0-0	.000	1-0	1	0	0	0	0	0	5
M28 @ Milwaukee	3	0-1	.000	0-1	.000	0-0	.000	0-0	0	0	0	0	0	0	0
<i>DNP 8 games from M30-A13 (Coach's Decision)</i>															
A14 @ Golden State	14	0-1	.000	0-0	.000	0-0	.000	1-1	2	0	2	0	1	0	0
A16 @ LA Lakers	8	0-4	.000	0-1	.000	0-0	.000	0-0	0	0	1	0	1	0	0
A17 NEW ORLEANS	12	2-4	.500	0-1	.000	0-0	.000	0-3	3	1	0	0	0	1	4
A19 @ Portland	10	3-6	.500	0-1	.000	0-0	.000	0-2	2	0	0	0	1	0	6
SEASON	346	63-127	.496	2-7	.286	13-21	.619	21-52	73	16	62	6	33	13	141

**GAMES PLAYED - 42**  
**GAMES STARTED - 0**

### SINGLE GAME HIGHS


NO	PLAYER	MIN	REB	AST	STL	TO	BLK	PTS
11	Burke, P.	24	6	3	1	2	3	12

### AVERAGE PER GAME

MIN	REB	AST	STL	TO	BLK	PTS
8.2	1.7	0.4	0.14	0.8	0.3	3.4

## PLAYOFF CAREER HIGHS

Mins . . . . . 14, Orl. vs. Det. (4/25/03)	3FGA . . . 0, (6 times), Orl. at Det. (5/4/03)	Assts . . . . . 1, Orl. at Detroit (4/30/03)
FGM . . . . . 2, Orl. vs. Detroit (4/25/03)	FTM . . . . . 4, Orl. at Det. (4/30/03)	Stls . . . . . 1, Orl. vs. Detroit (4/25/03)
FGA . . . . . 3 (twice), Orl. vs. Detroit	FTA . . . . . 4, Orl. at Det. (4/30/03)	Blks.. 0 (6 times), Orl. at Detroit (5/4/03)
3FGM . . . 0 (6 times), Orl. at Det. (5/4/03)	Rebs . . . 3 (3 times), Orl. at Det. (4/30/03)	Points . . . . 5, 4/25/03, Orland vs. Detroit



# BORIS DIAW #3

**3RD SEASON • FRANCE • G/F/C • 6-8 • 230**  
**FIRST PLAYOFF EXPERIENCE**

**2005-06 REGULAR SEASON:** One of the top candidates for NBA's Most Improved Player after posting career highs in every major statistical category... In his third NBA season and first with Phoenix, averaged 13.3 points, 6.9 rebounds (T-31st) and 6.2 assists (17th) in 35.5 minutes in 81 games, all career highs... Averaged 4.6 points, 3.6 rebounds and 2.3 assists in first two seasons with Atlanta... Projected to be the team's backup point guard heading into training camp and listed as a guard in the team's 2005-06 media guide, Diaw instead emerged as a starter at power forward and center... Was one of only three NBA players (LeBron James, Jason Kidd) to average at least six rebounds and six assists... Joined fellow Frenchman Tony Parker as the only two NBA players to rank in the top 10 in field goal percentage (.526, T-8th) and top 20 in assists.. Lived up to his nickname "3-D" by recording first four career triple-doubles, trailing only Kidd (8) and James (6)... Logged back-to-back triple-doubles at Golden State on April 14 and at L.A. Lakers on April 16, his 24th birthday, to become only the fourth player in franchise history to achieve that feat (Alvan Adams, Charles Barkley, Jason Kidd-twice)... Scored 10-plus points 61 times (14 times total in first two NBA seasons with Atlanta), 20-plus points 11 times (once prior to 2005-06), including career-high 31 points at Minnesota on Dec. 26... Notched 18 double-doubles after recording one in first two NBA seasons with Atlanta... Notched first career triple-double with 14 points, 11 rebounds and 13 assists at Philadelphia on Jan. 31, the first Suns regular season triple-double since Steve Nash had one vs. the 76ers on March 30, 2005... Grabbed 10-plus rebounds 18 times, including career-high 13 rebounds at New Orleans/Okla. City on Dec. 16... Dished out five or more assists 62 times, 10-plus assists nine times, including a career-high 16 dishes at Golden State on April 14... Logged career-high 44 minutes vs. New York on Dec. 9... Swatted a career-high four blocks twice (Jan. 29 at Cleveland and Dec. 4 vs. Atlanta)... Acquired from Atlanta along with two lottery-protected first-round picks for Joe Johnson on August 19, 2005... As part of the deal, Phoenix will receive the Lakers' 2006 first-round draft choice (via Atlanta, 20th overall).

**CAREER PLAYOFFS:** Is making his first playoff appearance in his third NBA season.

**CAREER NOTES:** Chosen with the 21st overall pick in the 2003 NBA Draft by the Atlanta Hawks, Diaw was an early-entry candidate who placed his name in the 2001 and 2002 drafts, but withdrew his name each time... Played in 142 games (62 starts) in first two seasons with the Hawks, tallying 4.6 points, 3.6 rebounds and 2.3 assists, and missed only six contests due to injury... As a rookie in 2003-04, Diaw filled up the stat columns, finishing with averages of 4.5 points, 4.5 rebounds, 2.4 assists, 0.8 steals and 0.5 blocks in 25.3 minutes in 76 games (37 starts)... Among NBA rookies, finished tied for seventh in rebounds, tied for eighth in assists, ninth in blocks and eighth in minutes... A three-year member of Pau Orthez, France's top league team, Diaw averaged 6.3 points, 4.2 rebounds and 2.3 assists in 93 games from 2000-03... With an increase in playing time in 2002-03, he totaled 7.3 points, 5.3 rebounds and 3.8 assists in 23 contests and connected on 59.6 percent of his shots... Two days after his draft selection by the Hawks, he helped his team to their second French League championship, along with teammate Mickael Pietrus, a first round choice (11th overall) of the Golden State Warriors in the 2003 draft... Is a member of the France Senior National Team and competed in the European Championships in 2003 and 2005... His international experience has shown a steady progression since the age of 16 as he participated in France's lower divisions (winning a gold medal at the 2000 European Championships) until a promotion to Pau Orthez prior to the start of the 2000-01 campaign... In his first season, he was named 2001 Pro A Newcomer of the Year for Pau Orthez as they took home the league championship... With a 7.7 scoring average in year two he was selected to play the league's All-Star Game and won the slam dunk contest... Played two seasons for Centre Federal, previously known as INSEP, the French National Institute for Sports and Physical Education from 1998-2000... His 16.8 point average in his final year (1999-2000) for Centre Federal was the best scoring output in his French career.

**PERSONAL:** Full name is Boris Diaw-Riffiod... His parents are Issa Diaw and Elizabeth Riffiod... According to the Suproleague Yearbook, a basketball publication in France, his mother is considered to be the best center in French women's basketball history, while his father is a Senegalese former high jump champion... He has two brothers, Martin and younger brother Papa "Paco" who is a freshman guard at Georgia Tech... Admires Earvin "Magic" Johnson's game... Is a soccer fan... Enjoys eating pasta and watching the Simpsons... Diaw hopes to become a high school coach when his playing days are over... Enjoys playing Halo on his Xbox video game system... His favorite actor is Mel Gibson, and favorite movie is "Braveheart"... A close friend of Spurs guard and French national teammate Tony Parker... Wears the same shoe size (16) as former Sun Joe Johnson, the player he was traded for.

## NBA REGULAR SEASON STATS

SEA	TEAM	G	MIN	FIELD GOALS		FREE THROWS		REBOUNDS		AST	STL	BLK	TO	PTS	— AVERAGES —		
				FGM-FGA	PCT	FTM-FTA	PCT	OR-DR	TOT						RPG	APG	PPG
03-04	ATLANTA	76	1919	140-313	.447	56-93	.602	111-231	342	182	59	37	126	342	4.3	2.3	4.5
04-05	ATLANTA	66	1201	124-294	.422	57-77	.740	54-116	170	149	37	87	18	314	2.6	2.3	4.8
05-06	PHOENIX	81	2874	449-853	.526	173-238	.731	159-399	558	503	58	85	189	1080	6.9	6.2	13.3
<b>TOTALS</b>		<b>223</b>	<b>5994</b>	<b>713-1460</b>	<b>.488</b>	<b>287-408</b>	<b>.703</b>	<b>324-746</b>	<b>1070</b>	<b>834</b>	<b>154</b>	<b>140</b>	<b>402</b>	<b>1736</b>	<b>4.8</b>	<b>3.7</b>	<b>7.8</b>

**THREE-POINT FIELD GOALS:** 2003-04, 6-26 (.231). 2004-05, 9-50 (.180). 2005-06, 8-30 (.267). **TOTALS:** 23-106 (.217).

**PERSONAL FOULS-DQS:** 2003-04, 191-2. 2004-05, 123-0. 2005-06, 260-5. **TOTALS:** 574-7.

# BORIS DIAW - STATS

GAME	MIN	FGM-FGA	FG%	3-POINT		FTM-FTA	FT%	REBOUNDS		AST	PF	STL	TO	BLK	PTS
				FGM-FGA	FG%			OFF-DEF	TOT						
N1 DALLAS	24	3-4	.750	0-0	.000	1-2	.500	1-3	4	3	3	0	4	1	7
N3 @LA Lakers	17	1-2	.500	0-0	.000	0-0	.000	1-1	2	5	2	0	1	0	2
N5 @ Utah	28	6-10	.600	0-0	.000	2-2	1.000	0-4	4	6	3	0	2	3	14
N6 SACRAMENTO	29	4-11	.364	0-0	.000	3-4	.750	2-7	9	11	3	1	1	3	11
N10 DETROIT	26	4-6	.667	1-2	.500	1-1	1.000	1-3	4	6	3	1	1	0	10
N12 GOLDEN STATE	31	2-8	.250	0-0	.000	4-6	.667	4-8	12	5	3	0	2	0	8
N16 MEMPHIS	26	4-8	.500	0-0	.000	0-0	.000	1-6	7	7	4	0	4	0	8
N18 UTAH	29	4-8	.500	1-2	.500	3-5	.600	1-5	6	5	4	0	3	1	12
N19 @ San Antonio	35	5-12	.417	0-1	.000	0-0	.000	0-4	4	5	4	0	1	2	10
N22TORONTO	25	5-7	.714	1-2	.500	0-0	.000	2-3	5	1	4	0	4	0	11
N23 @ Houston	34	7-10	.700	0-0	.000	3-6	.500	0-10	10	6	5	2	0	2	17
N25 NEW JERSEY	37	3-10	.300	0-1	.000	4-6	.667	2-5	7	9	3	3	3	0	10
N30 INDIANA	35	8-10	.800	0-0	.000	1-1	1.000	2-6	8	6	5	3	2	1	17
D2 DENVER	42	6-13	.462	0-0	.000	3-3	1.000	1-2	3	9	5	1	2	0	15
D4 ATLANTA	34	5-6	.833	0-0	.000	4-5	.800	1-3	4	9	2	1	4	4	14
D6 PORTLAND	31	4-9	.444	0-1	.000	0-0	.000	2-6	8	13	5	1	3	3	8
D7 @ Golden State	28	5-8	.625	0-0	.000	0-0	.000	2-8	10	5	5	0	2	0	10
D9 NEW YORK	41	4-10	.400	0-1	.000	2-2	1.000	2-7	9	5	1	0	4	0	10
D10 LA Clippers	34	3-11	.273	0-2	.000	1-4	.250	1-4	5	3	5	0	3	1	7
D12 NEW ORLEANS	26	3-6	.500	0-0	.000	2-2	1.000	0-2	2	4	6	0	1	1	8
D14 @ Dallas	43	7-19	.368	0-0	.000	0-0	.000	2-6	8	5	1	0	2	1	14
D16 @ New Orleans	39	3-9	.333	0-0	.000	3-4	.750	6-7	13	7	0	2	2	1	9
D17 @ Memphis	36	5-11	.455	0-0	.000	1-2	.500	4-7	11	8	2	0	3	3	11
D20 SEATTLE	30	5-7	.714	0-0	.000	3-6	.500	3-5	8	8	3	1	1	0	13
D23 WASHINGTON	24	3-7	.429	0-0	.000	2-2	1.000	1-2	3	3	2	0	2	1	8
D26 @ Minnesota	43	11-16	.688	0-0	.000	9-9	1.000	3-3	11	5	4	1	3	1	31
D28 @ Washington	39	5-14	.357	0-0	.000	2-3	.667	3-5	8	6	4	1	3	2	12
D30 @ Charlotte	34	5-10	.500	0-0	.000	1-2	.500	6-6	12	6	5	1	2	1	11
D31 @ Chicago	44	5-10	.500	0-0	.000	6-8	.750	3-3	6	5	5	3	4	3	16
J2 @ New York	32	7-12	.583	0-1	.000	2-3	.667	0-6	6	4	5	1	2	1	16
J4 PHILADELPHIA	43	1-7	.143	0-0	.000	0-0	.000	2-5	7	10	4	1	2	0	2
J6 MIAMI	40	5-12	.417	0-1	.000	4-10	.400	1-6	7	6	5	1	6	2	14
J7 SAN ANTONIO	33	6-12	.500	0-0	.000	6-6	1.000	1-3	4	6	4	1	1	1	18
J10 @ Denver	42	7-14	.500	0-1	.000	1-2	.500	1-3	4	8	6	1	2	0	15
J12 GOLDEN STATE	28	10-14	.714	0-0	.000	0-1	.000	0-4	4	6	3	0	2	1	20
J14 CLEVELAND	33	8-11	.727	0-0	.000	2-2	1.000	0-1	1	6	2	2	0	0	18
J17 @ Sacramento	29	2-8	.250	0-0	.000	1-2	.500	2-8	10	3	3	0	1	0	5
J18 @ LA Clippers	26	3-8	.375	0-0	.000	0-0	.000	0-0	0	4	4	0	2	0	6
J20 LA LAKERS	32	4-8	.500	0-0	.000	1-2	.500	3-3	6	6	2	0	0	1	9
J22 SEATTLE	43	6-8	.750	0-0	.000	2-2	1.000	1-4	5	7	5	0	2	2	14
J24 @ Orlando	20	3-7	.429	0-0	.000	0-0	.000	4-2	6	4	5	0	0	0	6
J26 @ Miami	38	4-13	.308	0-0	.000	2-2	1.000	1-5	6	3	2	1	1	1	10
J27 @ Atlanta	42	11-17	.647	0-0	.000	3-6	.500	3-5	8	5	3	1	3	0	25
J29 @ Cleveland	34	4-6	.667	0-0	.000	0-0	.000	1-5	6	3	5	1	1	4	8
J31 @ Philadelphia	39	6-12	.500	0-0	.000	2-2	1.000	2-9	11	13	4	0	0	1	14
F1 @ Boston	32	2-10	.200	0-0	.000	1-2	.500	3-2	5	3	2	1	4	0	5
F4 CHICAGO	42	5-10	.500	0-0	.000	1-1	1.000	2-10	12	7	1	1	4	1	11
F6 MINNESOTA	35	6-10	.600	1-1	1.000	1-1	1.000	3-0	3	4	5	2	4	0	14
F8 MEMPHIS	47	7-13	.538	0-1	.000	4-4	1.000	4-4	8	5	2	0	4	3	18
F10 SACRAMENTO	36	6-16	.375	0-1	.000	3-3	1.000	1-5	6	3	5	1	2	0	15
F15 @ Denver	35	8-17	.471	1-2	.500	0-0	.000	6-4	10	3	3	2	5	0	17
F16 HOUSTON	39	6-10	.600	1-2	.500	1-2	.500	1-4	5	8	2	0	2	2	14
F22 BOSTON	46	6-11	.545	0-0	.000	9-10	.900	1-8	9	6	2	1	1	3	21
F25 CHARLOTTE	38	5-9	.556	0-0	.000	10-10	1.000	8-3	11	5	4	0	0	2	20
F27 @ Houston	32	7-12	.583	1-2	.500	1-2	.500	1-6	7	5	4	1	3	2	16
M1 MILWAUKEE	29	8-8	1.000	0-0	.000	0-1	.000	1-5	6	4	6	0	4	0	16
M3 ORLANDO	39	8-13	.615	1-2	.500	1-2	.500	6-3	9	11	1	2	1	1	18
M5 @ Dallas	43	9-15	.600	0-0	.000	6-7	.857	2-8	10	10	3	0	0	0	24
M6 @ New Orleans	42	8-13	.615	0-0	.000	4-4	1.000	4-8	12	6	2	2	4	2	20
M9 SAN ANTONIO	45	8-14	.571	0-0	.000	0-0	.000	1-8	9	9	2	0	5	0	16
M11 MINNESOTA	35	8-12	.667	0-0	.000	2-4	.500	3-5	8	3	5	0	5	0	18
M12 @ Portland	42	10-17	.588	0-1	.000	0-0	.000	1-2	3	4	3	0	2	1	20
M14 @ Seattle	42	7-14	.500	0-0	.000	2-3	.667	2-7	9	7	1	0	3	0	16
M15 @ LA CLIPPERS	37	8-14	.571	0-0	.000	1-1	1.000	0-6	6	5	0	0	4	0	17
M17 @ San Antonio	41	5-8	.625	0-0	.000	5-8	.625	1-2	3	7	4	0	1	2	15
M21 @ Utah	41	8-14	.571	0-1	.000	0-0	.000	3-4	7	5	1	2	0	2	16
M23 PORTLAND	39	2-4	.500	0-0	.000	0-0	.000	1-4	5	6	3	0	1	1	4
M25 DENVER	42	4-7	.571	0-0	.000	5-6	.833	1-7	8	13	2	1	4	0	13
M27 @ New Jersey	30	4-14	.286	0-1	.000	0-0	.000	3-1	4	6	2	1	2	0	8
M28 @ Milwaukee	39	2-10	.200	0-1	.000	4-4	1.000	0-3	3	9	4	2	0	1	8
M30 @ Indiana	34	4-7	.571	0-0	.000	2-2	1.000	0-6	6	5	2	0	2	2	10
M31 @ Toronto	38	9-14	.643	0-0	.000	8-10	.800	5-3	8	9	4	2	1	1	26
A2 @ Detroit	33	6-9	.667	0-0	.000	4-8	.500	2-3	5	5	3	1	6	0	16
A5 LA CLIPPERS	39	12-15	.800	0-0	.000	0-1	.000	2-4	6	7	3	0	0	0	24
A7 LA LAKERS	42	6-11	.545	0-0	.000	0-0	.000	3-9	12	3	3	0	4	1	12
A9 @ Seattle	41	8-13	.615	0-0	.000	6-8	.750	2-10	12	6	0	0	4	2	22
A11 @ Sacramento	36	5-8	.625	0-0	.000	2-2	1.000	0-5	5	5	5	1	5	0	12
A13 DALLAS	39	7-15	.467	0-0	.000	2-3	.667	3-5	8	6	1	0	1	2	16
A14 @ Golden State	43	5-12	.417	0-0	.000	1-1	1.000	2-9	11	16	4	2	5	3	11
A16 @ LA Lakers	42	5-9	.556	0-0	.000	1-2	.500	2-8	10	12	1	1	2	0	11
A17 NEW ORLEANS	23	3-4	.750	0-0	.000	0-1	.000	0-3	3	5	0	0	0	0	6

*NWT on A17 (Strep Throat)*

SEASON TOTALS 2874 449-853 .526 8-30 .267 174-238 .731 159-399 558 503 260 58 189 85 1080

GAMES PLAYED - 81  
GAMES STARTED - 70

**SINGLE GAME HIGHS**

NO	PLAYER	MIN	REB	AST	STL	TO	BLK	PTS
3	Diaw, B.	47	12	16	3	6	4	31

**AVERAGE PER GAME**

MIN	REB	AST	STL	TO	BLK	PTS
35.5	6.9	6.2	0.72	2.3	1.05	13.3



# BRIAN GRANT #55

**12TH SEASON • XAVIER (OHIO) • F/C • 6-9 • 254**  
**PLAYOFF EXPERIENCE: 6 YEARS, 53 GAMES**

**2005-06 REGULAR SEASON:** In 12th NBA season and first with Phoenix, averaged 2.9 points and 2.7 rebounds in 21 games (two starts)... Missed 52 games from Dec. 2-March 17 due to right knee surgery... Underwent successful surgery on Dec. 2 for debridement of the patella tendon and removal of bone spurs on his right knee cap... DNP (Coach's Decision) nine times... Inactive 48 games... Did not dress (right knee surgery) four games... Averaged 6.0 points and 6.5 rebounds in 20.5 minutes over the final two games of the season... Scored a season-high eight points in the regular season finale at Portland on April 19 and added five rebounds off the bench... Hauled in a season-high six rebounds vs. N.O.Okla. City on April 17... Played the entire fourth quarter and held the Raptors All-Star Chris Bosh to zero points on 0-of-4 shooting and two turnovers in the period vs. Toronto on Nov. 22... Was the first player to sign with a new team under the amnesty provision of the new collective bargaining agreement on Aug. 18, 2005, only eight days after the Lakers waived him on Aug. 10 as the team's amnesty player.

**CAREER PLAYOFFS:** Is making his seventh playoff appearance, first with Phoenix... Advanced to Western Conference Finals twice with the Portland Trail Blazers in 1999 and 2000... Has eight postseason double-doubles, including two 20-point, 10-rebound efforts... As a member of the Miami Heat, grabbed a postseason career-high 16 boards in Game 3 of the 2004 Western Conference Semifinals in a 94-87 victory vs. Indiana... Made playoff debut in 1996 with the Sacramento Kings, which marked the Kings first postseason appearance in 10 years (since 1985-86).

**CAREER NOTES:** Owns career averages of 10.5 points, 7.4 rebounds and .490 shooting in 756 games (577 starts) in 12 NBA seasons with four different clubs (Sacramento, Portland, Miami, L.A. Lakers)... Selected in the first round (eighth overall) of the 1994 NBA Draft by the Sacramento Kings ... Earned 1994-95 First-Team NBA All-Rookie honors and was named NBA Rookie of the Month in January 1995... Recipient of the 1998-99 NBA J. Walter Kennedy Citizenship Award ... Has scored in double figures on 387 occasions with 69 games of 20 or more points and five games of at least 30 points ... His career-high for consecutive double-figure scoring outputs is 20 and was set from Nov. 8-Dec. 13, 2000... Has grabbed double-figure rebounds on 219 occasions, including four games of 20 or more boards... Has notched 162 career double-doubles, including a career-high six straight from Feb. 26-March 8, 2003... Acquired by the L.A. Lakers from the Miami Heat along with Lamar Odom, Caron Butler and a future first round draft pick in exchange for Shaquille O'Neal on July 14, 2005... Averaged a double-double for the first time in his career with Miami in 2002-03, averaging 10.3 points and 10.2 rebounds in 82 games, the second time in his career that he played a full 82-game schedule... Also ranked in top 15 in five major statistical categories, including fifth in the NBA in rebounds per game, eighth in defensive rebounds per game (7.3), 10th in field goal percentage (.509), tied for 11th in double-doubles (31) and 14th in offensive rebounds per game (2.9)... In 2000-01, appeared in all 82 games for the first time in his career, posted career highs in scoring (15.2) and minutes (33.8)... In 1998-99, averaged 11.5 points, a team-leading 9.8 rebounds (12th in NBA) in 44 games with Portland... Scored a career-high 34 points and grabbed 17 rebounds in a career-high 61 minutes in a four-overtime loss Nov. 14, 1997 vs. Phoenix... In final season with Sacramento (1996-97), missed 54 games after undergoing arthroscopic surgery Nov. 14, 1996 to repair an incomplete tear of the rotator cuff in his right shoulder ... In 1994-95, led all rookies in blocked shots (1.45), was second in rebounding (7.5) and third in field goal percentage (.511).

**PERSONAL:** One of the most active and generous NBA players in the community, Brian has assisted numerous charities and organizations through The Brian Grant Foundation, which he founded in 1998... The mission of his foundation is to assist seriously ill children and their families, as well as underprivileged youth... At least 25 different organizations have received assistance from The Brian Grant Foundation, including Ronald McDonald House in both Miami and Portland, Jackson Memorial Foundation and Holtz Center in Miami, Neighbors 4 Neighbors in Miami and the American Red Cross in Portland... Made an immediate impact in the Miami community his first season with the team, highlighted by a benefit dinner in Coral Gables, the first official event of his foundation in Miami, that raised close to \$25,000 for Jackson Memorial Hospital and the Ronald McDonald House of Miami... In the summer of 2001 he raised \$10,000 at the Second Annual Brian Grant Summer Basketball Camp in Portland for the Portland Relief Nursery which provides comprehensive early intervention and family preservation services for low-income families in North Portland with children between birth and three years old... The children in this program have a history or risk of physical, emotional or sexual abuse as well as child neglect... Was honored as the first winner of the Blazers' "Team Up" award in 1998 for his numerous community activities, including providing meals for the homeless and disadvantaged, buying Christmas presents for families affiliated with the Oregon State Services to Children and Families and to the Portland-based Morrison Center... The foundation's first annual "Brian's Bash" golf tournament raised over \$200,000 for local Ronald McDonald Houses... Sponsors a camp in his hometown of Georgetown, Ohio, with proceeds benefiting his old high school... Enjoys the music of Bob Marley and has Marley's image tattooed on his right arm... As a teenager, spent his summers cutting tobacco in the fields around Georgetown... Had a cameo role in the movie "Eddie" with Whoopi Goldberg... Majored in organizational communications at Xavier... Brian and his wife, Gina, have two sons, Elijah and Jaydon, and two daughters, Maliah and Anaya.

## NBA REGULAR SEASON STATS

SEA	TEAM	G	MIN	FIELD GOALS			FREE THROWS		REBOUNDS			AST	STL	BLK	TO	PTS	— AVERAGES —		
				FGM-FGA	PCT	FTM-FTA	PCT	OR-DR	TOT	RPG	APG						PPG		
94-95	SAC	80	2289	413-809	.511	231-363	.636	207-391	598	99	49	116	163	1058	7.5	1.2	13.2		
95-96	SAC	78	2398	427-842	.507	262-358	.732	175-370	545	127	40	103	185	1120	7.0	1.6	14.4		
96-97	SAC	24	607	91-207	.440	70-90	.778	49-93	142	28	19	25	44	252	5.9	1.2	10.5		
97-98	PORTLAND	61	1921	283-557	.508	171-228	.750	197-358	555	86	44	45	110	737	9.1	1.4	12.1		
98-99	PORTLAND	48	1525	183-382	.479	184-226	.814	173-297	470	67	21	34	96	550	9.8	1.4	11.5		
99-00	PORTLAND	63	1322	173-352	.491	112-166	.675	121-223	344	64	32	28	84	459	5.5	1.0	7.3		
00-01	MIAMI	82	2771	484-1010	.479	282-354	.797	217-501	718	101	60	71	170	1250	8.8	1.2	15.2		
01-02	MIAMI	72	2256	286-610	.469	101-119	.849	168-407	575	137	48	31	122	673	8.0	1.9	9.3		
02-03	MIAMI	82	2641	344-676	.509	158-205	.771	241-596	837	104	63	47	129	846	10.2	1.3	10.3		
03-04	MIAMI	76	2303	289-613	.471	86-110	.782	174-350	524	69	51	35	82	664	6.9	0.9	8.7		
04-05	LAL	69	1136	103-209	.491	57-79	.722	101-156	257	34	23	23	4	263	3.7	0.5	3.8		
05-06	PHOENIX	21	248	27-65	.415	7-8	.875	11-46	57	7	5	3	7	61	2.7	0.3	2.9		
<b>CAREER TOTALS</b>		<b>756</b>	<b>21417</b>	<b>3103-6332</b>	<b>.490</b>	<b>1721-2306</b>	<b>.746</b>	<b>1834-3788</b>	<b>5622</b>	<b>923</b>	<b>455</b>	<b>561</b>	<b>1235</b>	<b>7933</b>	<b>7.4</b>	<b>1.2</b>	<b>10.5</b>		

**THREE-POINT FIELD GOALS:** 1994-95, 1-4 (.250). 1995-96, 4-17 (.235). 1997-98, 0-1 (.000). 1998-99, 0-1 (.000). 1999-00, 1-2 (.500). 2000-01, 0-1 (.000). 2001-02, 0-2 (.000). 2003-04, 0-1 (.000). **TOTALS:** 6-28 (.214).

**PERSONAL FOULS-DQS:** 1994-95, 276-4. 1995-96, 269-9. 1996-97, 75-0. 1997-98, 184-3. 1998-99, 136-1. 1999-00, 166-2. 2000-01, 293-5. 2001-02, 236-6. 2002-03, 300-8. 2003-04, 254-4. 2004-05, 175-2. 2005-06, 45-0 **TOTALS:** 2409-44.

# BRIAN GRANT - STATS

GAME	MIN	FGM-FGA	FG%	FGM-FGA	3-POINT			REBOUNDS		AST	PF	STL	TO	BLK	PTS
					FG%	FTM-FTA	FT%	OFF-DEF	TOT						
N1 DALLAS	5	1-1	1.000	0-0	.000	1-1	1.000	0-2	2	0	0	0	0	0	3
N3 @LA Lakers	6	3-3	1.000	0-0	.000	0-0	.000	0-0	0	1	1	0	0	0	6
N5 @ Utah	9	2-3	.667	0-0	.000	0-0	.000	0-1	1	0	2	0	1	0	4
N6 SACRAMENTO	15	3-4	.750	0-0	.000	0-0	.000	1-1	2	0	3	0	1	1	6
N10 DETROIT	21	2-4	.500	0-0	.000	2-2	1.000	1-2	3	0	2	1	0	0	6
<i>DNP 3 games from N12-18 (Coach's Decision)</i>															
N19 @ San Antonio	9	0-2	.000	0-0	.000	1-2	.500	1-2	3	0	3	0	0	0	1
N22TORONTO	12	1-2	.500	0-0	.000	0-0	.000	0-3	3	0	3	1	1	0	2
N23 @ Houston	3	1-2	.500	0-0	.000	0-0	.000	0-1	1	0	2	0	1	0	2
<i>DNP on N25 (Coach's Decision)</i>															
N30 INDIANA	5	0-1	.000	0-0	.000	0-0	.000	0-0	0	1	0	0	0	1	0
<i>DNP 4 games from D2-7 (Right Knee Surgery)</i>															
<i>Inactive 48 games from D9-M17 (Right Knee Surgery)</i>															
M21 @ Utah	10	1-5	.200	0-0	.000	0-0	.000	0-1	1	0	2	0	1	0	2
M23 PORTLAND	4	0-0	.000	0-0	.000	0-0	.000	0-0	0	0	3	0	0	0	0
<i>DNP on M25 (Coach's Decision)</i>															
M27 @ New Jersey	8	1-5	.200	0-0	.000	1-1	1.000	2-2	4	0	0	0	0	0	3
M28 @ Milwaukee	8	0-0	.000	0-0	.000	0-0	.000	0-1	1	0	2	0	0	0	0
<i>DNP 2 games from M30-31 (Coach's Decision)</i>															
A2 @ Detroit	19	2-6	.333	0-0	.000	0-0	.000	1-4	5	0	3	0	0	0	4
<i>DNP 2 games from A5-7 (Coach's Decision)</i>															
A9 @ Seattle	18	0-3	.000	0-0	.000	0-0	.000	2-4	6	0	1	1	0	0	0
A11 @ Sacramento	13	3-5	.600	0-0	.000	0-0	.000	0-4	4	1	5	0	1	1	6
A13 DALLAS	14	0-1	.000	0-0	.000	0-0	.000	1-0	1	1	3	0	0	0	0
A14 @ Golden State	10	2-6	.333	0-0	.000	0-0	.000	0-1	1	1	2	0	0	0	4
A16 @ LA Lakers	18	0-2	.000	0-0	.000	1-2	.500	0-6	6	1	4	0	1	0	1
A17 NEW ORLEANS	18	1-3	.333	0-0	.000	2-2	1.000	0-8	8	1	2	1	0	0	4
A19 @ Portland	23	4-7	.571	0-0	.000	0-0	.000	2-3	5	0	2	1	0	0	8
SEASON	248	27-65	.415	0-0	-	7-8	.875	11-46	57	7	45	5	7	3	61

GAMES PLAYED - 21  
GAMES STARTED - 2

### SINGLE GAME HIGHS

NO	PLAYER	MIN	REB	AST	STL	TO	BLK	PTS	MIN	REB	AST	STL	TO	BLK	PTS
55	Grant, B.	23	8	1	1	1	1	8	11.8	2.7	0.3	0.1	0.3	0.14	2.9

### AVERAGE PER GAME

NO	PLAYER	MIN	REB	AST	STL	TO	BLK	PTS	MIN	REB	AST	STL	TO	BLK	PTS
55	Grant, B.	23	8	1	1	1	1	8	11.8	2.7	0.3	0.1	0.3	0.14	2.9

### NBA PLAYOFFS STATS

SEA	TEAM	G	MIN	FIELD GOALS		FREE THROWS		REBOUNDS			-- AVERAGES --						
				FGM-FGA	PCT	FTM-FTA	PCT	OR-DR	TOT	AST	STL	BLK	TO	PTS	RPG	APG	PPG
95-96	SAC	4	124	16-42	.381	7-14	.500	7-13	20	4	2	7	13	39	5.0	1.0	9.8
97-98	PORTLAND	4	135	19-36	.528	15-18	.833	18-25	43	6	4	3	5	53	10.8	1.5	13.3
98-99	PORTLAND	13	482	63-119	.529	45-72	.625	34-85	119	14	10	16	21	171	9.2	1.1	13.2
99-00	PORTLAND	16	320	29-65	.446	29-39	.744	37-55	92	8	6	6	17	87	5.8	0.5	5.4
00-01	MIAMI	3	84	10-24	.417	10-14	.714	6-18	24	1	0	5	6	30	8.0	0.3	10.0
03-04	MIAMI	13	399	42-98	.429	8-14	.571	45-67	112	10	7	8	18	92	8.6	0.8	7.1
<b>CAREER TOTALS</b>		<b>53</b>	<b>1544</b>	<b>179-384</b>	<b>.466</b>	<b>114-171</b>	<b>.667</b>	<b>147-263</b>	<b>410</b>	<b>43</b>	<b>29</b>	<b>45</b>	<b>80</b>	<b>472</b>	<b>7.7</b>	<b>0.8</b>	<b>8.9</b>

THREE-POINT FIELD GOALS: 2003-04, 0-1 (.000). TOTALS: 0-1 (.000).

PERSONAL FOULS-DQS: 1995-96, 14-1. 1997-98, 20-0. 1998-99, 48-1. 1999-00, 53-1. 2000-01, 9-0. 2003-04, 52-1. TOTALS: 196-4.

### PLAYOFF CAREER HIGHS

Mins .43, (twice) Port. at S.A. (5/29/99)	3FGA .....1, Mia. at Ind. (5/15/04)	Assts .3, (3 times) Mia. vs. Ind. (5/18/04)
FGM ...10, Port. vs. Phoenix (5/10/99)	FTM .....9, Port. at Utah (5/20/99)	Stls .....2, (4 times) Mia. vs. Ind.
FGA ...14, Miami at Charlotte (4/27/01)	FTA .....13, Port. at Utah (5/20/99)	Blks ...3, (4 times) Mia. vs. N.O. (5/4/04)
3FGM 0, (53 times) Mia. vs. Ind.(5/18/04)	Rebs .....16, Mia. vs. Ind. (5/10/04)	Pts .....23, Port. at Utah (5/20/99)



# EDDIE HOUSE #50

**6TH SEASON • ARIZONA STATE • G • 6-1 • 175**  
**PLAYOFF EXPERIENCE: 2 YEARS, 6 GAMES**

**2005-06 REGULAR SEASON:** Candidate for NBA's Sixth Man of the Year... Posted the highest scoring average (9.8) in his six-year NBA career (prev. career-high 8.0 points in 2001-02 with Miami)... Has the second-highest scoring average for any NBA player with no starts this season, trailing only Denver's Earl Boykins... More than doubled his previous high of 54 three-point field goals (2001-02 with Miami) in a single season with 123 in 2005-06... Sank the Suns' 797th three-pointer of the season, setting a new NBA single-season record, surpassing the 2004-05 Suns who made 796... Scored 10-plus points 35 times, 20-plus points 5 times, including a career-high 31 points, the most by a Suns reserve since Rodney Rogers (36 at Sacramento, Feb. 15, 2000), and made a career-high seven three-pointers vs. Utah on Nov. 18 (prev. 4, four times)... Scored at least 20 points in three consecutive games (Dec. 16-20) after never doing it two games in a row in his six year career... Scored eight or more points in the fourth quarter in 12 games (9-3 record)... Erupted for 16 of his team-high 26 points in the fourth quarter at N.O./Okla. City on Dec. 16, the most points scored by a Suns player in any quarter in 2005-06... Attempted a career-high 20 field goal attempts (prev. 19, twice, last Feb. 11, 2004, L.A. Clippers at Memphis) and finished with 21 points and a season-high seven rebounds at Memphis on Dec. 17... Dished out season-high five assists twice at New York on Jan. 2 and at Houston on Nov. 23... Hauled in a season-high seven rebounds at Memphis on Dec. 17... DNP (strained right hamstring) vs. Portland on Dec. 6.

**CAREER PLAYOFFS:** Making third career playoff appearance, first with Phoenix... Played in the 2001 NBA Playoffs with Miami against the Charlotte Hornets and averaged 12.7 points in the three-game series... His 12.7 postseason average was the second highest ever by a Heat rookie, topped by Steve Smith in 1992 (16.0)... Scored 16 points in playoff debut on April 21, 2001.

**CAREER NOTES:** Six-year NBA veteran has averaged 7.3 points, 1.6 rebounds and 1.7 assists in 378 career games (27 starts) with six teams (Miami, Los Angeles Clippers, Charlotte, Milwaukee, Sacramento, Phoenix)... Originally selected by the Heat in the second round (37th overall) of the 2000 NBA Draft... After three seasons with Miami, signed as a free agent with the Los Angeles Clippers on August 13, 2003... Charlotte acquired him from the L.A. Clippers with Melvin Ely for two second round picks on July 14, 2004... Split the 2004-05 season with three clubs (Charlotte, Milwaukee, Sacramento) and averaged 5.8 points, 1.2 rebounds and 1.4 assists, and posted career highs in field goal percentage (.451) and three-point field goal percentage (.454) in 68 games combined... Prior to 2005-06, enjoyed his best season as a professional during the 2001-02 season, when he averaged a career-high 8.0 points, 1.9 assists and 1.7 rebounds in 64 games for the Heat... Scored a then career-high 28 points against Orlando on April 12, 2002, including 16 fourth-quarter points off the bench... During rookie season in 2000-01, ranked 19th among rookies that season in scoring (5.0) and 16th overall in assists per game (0.8).

**PERSONAL:** Full name is Edward L. House II... The son of Edward and Debbie House... Has two brothers, Diallo and Mychal... Married his wife, Charlsie, during rookie season with Miami in 2000-01... The couple has a son, Jaelen... His brother-in-law is Kings guard Mike Bibby and is the son-in-law of former Southern California head coach and NBA player Henry Bibby... Likes reading books by author David Goines... Likes watching movies and has an extensive collection of DVDs... Has two dogs named Passion and Rizzo.

SEA	TEAM	G	MIN	FIELD GOALS			FREE THROWS		REBOUNDS		AST	STL	BLK	TO	PTS	— AVERAGES —		
				FGM-FGA	PCT	FTM-FTA	PCT	OR-DR	TOT	RPG						APG	PPG	
00-01	MIAMI	50	550	104-247	.421	24-35	.686	5-37	42	52	13	0	35	251	0.8	1.0	5.0	
01-02	MIAMI	64	1230	209-524	.399	42-49	.857	17-93	110	123	43	5	5	514	1.7	1.9	8.0	
02-03	MIAMI	55	1025	172-444	.387	31-36	.861	17-84	101	87	44	1	46	411	1.8	1.6	7.5	
03-04	LA C	60	1188	161-449	.359	36-45	.800	28-110	138	148	65	4	63	409	2.3	2.5	6.8	
04-05	CHAR	13	300	61-135	.452	10-13	.769	2-17	19	24	24	3	13	144	1.5	1.8	11.1	
04-05	MIL	5	41	6-17	.353	0-0	-	0-3	3	5	2	0	0	16	0.6	1.0	3.2	
04-05	SAC	50	550	92-214	.458	13-14	.929	14-47	61	67	18	3	22	237	1.2	1.4	5.8	
05-06	PHOENIX	81	1421	320-759	.422	33-41	.805	15-117	132	148	42	12	76	796	1.6	1.8	9.8	
<b>TOTALS</b>		<b>378</b>	<b>6305</b>	<b>1131-2789</b>	<b>.406</b>	<b>189-233</b>	<b>.811</b>	<b>98-508</b>	<b>606</b>	<b>654</b>	<b>251</b>	<b>28</b>	<b>335</b>	<b>278</b>	<b>1.6</b>	<b>1.7</b>	<b>7.3</b>	

**THREE-POINT FIELD GOALS:** 1996-97, 23-55 (.418). 1997-98, 81-195 (.415). 1998-99, 49-131 (.374). 1999-00, 60-149 (.403). 2000-01, 89-219 (.406). 2001-02, 156-343 (.455). 2002-03, 111-269 (.413). 2003-04, 104-257 (.405). 2004-05, 94-218 (.431). 2005-06, 123-316 (.389). **TOTALS: 327-881 (.371).**

**PERSONAL FOULS-DQS:** 1996-97, 92-1. 1997-98, 145-1. 1998-99, 98-2. 1999-00, 122-1. 2000-01, 158-0. 2001-02, 164-0. 2002-03, 134-0. 2003-04, 139-0. 2004-05, 136-0. 2005-06, 96-0. **TOTALS: 482-2.**

SEA	TEAM	G	MIN	FIELD GOALS			FREE THROWS		REBOUNDS		AST	STL	BLK	TO	PTS	— AVERAGES —		
				FGM-FGA	PCT	FTM-FTA	PCT	OR-DR	TOT	RPG						APG	PPG	
00-01	MIA	3	64	16-40	.400	4-5	.800	1-4	5	5	3	1	2	38	1.6	1.6	12.6	
04-05	SAC	3	23	3-8	.375	2-2	1.000	1-1	2	4	0	0	1	9	0.7	1.3	3.0	
<b>TOTALS</b>		<b>35</b>	<b>437</b>	<b>53-103</b>	<b>.515</b>	<b>19-34</b>	<b>.559</b>	<b>18-47</b>	<b>65</b>	<b>34</b>	<b>20</b>	<b>0</b>	<b>11</b>	<b>133</b>	<b>1.9</b>	<b>1.0</b>	<b>3.8</b>	

**THREE-POINT FIELD GOALS:** 2000-01, 2-7 (.286). 2004-05, 1-1 (1.000). **TOTALS: 3-8 (.375).**

**PERSONAL FOULS-DQ:** 2000-01, 7-0. 2004-05, 2-0. **TOTALS: 9-0.**

# EDDIE HOUSE - STATS


GAME	MIN	FGM-FGA	FG%	3-POINT		FTM-FTA	FT%	REBOUNDS		AST	PF	STL	TO	BLK	PTS
				FGM-FGA	FG%			OFF-DEF	TOT						
N1 DALLAS	5	2-2	1.000	0-0	.000	0-0	.000	0-1	1	1	0	0	0	0	4
N3 @LA Lakers	9	4-7	.571	2-4	.500	0-0	.000	0-0	0	1	0	0	0	0	10
N5 @ Utah	10	3-8	.375	1-4	.250	0-0	.000	0-0	0	1	0	0	0	0	7
N6 SACRAMENTO	15	5-7	.714	1-3	.333	0-0	.000	0-1	1	2	2	0	0	0	11
N10 DETROIT	12	1-7	.143	0-2	.000	0-0	.000	0-0	0	0	0	0	0	0	2
N12 GOLDEN STATE	10	1-5	.200	0-1	.000	0-0	.000	0-0	0	0	0	0	0	0	2
N16 MEMPHIS	9	1-3	.333	0-2	.000	1-1	1.000	0-1	1	2	2	0	1	1	3
N18 UTAH	30	11-16	.688	7-11	.636	2-4	.500	1-3	4	4	2	0	0	0	31
N19 @ San Antonio	14	0-4	.000	0-2	.000	0-0	.000	0-0	0	1	2	0	4	0	0
N22TORONTO	17	6-12	.500	2-6	.333	0-0	.000	0-1	1	0	0	0	0	0	14
N23 @ Houston	11	1-3	.333	0-0	.000	0-0	.000	0-1	1	5	3	0	2	0	2
N25 NEW JERSEY	10	4-6	.667	1-2	.500	0-0	.000	0-0	0	0	0	0	0	1	6
N30 INDIANA	17	5-11	.455	0-1	.000	0-0	.000	0-1	1	2	1	2	0	0	10
D2 DENVER	17	5-12	.417	2-5	.400	0-0	.000	1-1	2	3	1	0	1	0	12
D4 ATLANTA	19	5-9	.556	2-3	.667	2-2	1.000	0-2	2	3	2	0	1	0	14
<i>DNP on D6 (Strained Right Hamstring)</i>															
D7 @ Golden State	16	2-7	.286	1-2	.500	0-0	.000	0-2	2	2	0	1	0	0	5
D9 NEW YORK	15	7-12	.583	1-4	.250	0-0	.000	0-0	0	1	0	0	1	0	15
D10 LA Clippers	22	2-10	.200	0-3	.000	4-5	.800	0-2	2	4	2	0	0	0	8
D12 NEW ORLEANS	27	3-13	.231	2-9	.222	0-0	.000	1-4	5	3	1	3	2	0	8
D14 @ Dallas	18	4-12	.333	1-4	.250	0-0	.000	1-1	2	3	0	1	0	0	9
D16 @ New Orleans	26	10-17	.588	4-8	.500	2-2	1.000	0-0	0	1	0	0	1	0	26
D17 @ Memphis	37	8-20	.400	5-9	.556	0-0	.000	2-5	7	1	3	0	2	0	21
D20 SEATTLE	24	9-13	.692	2-6	.333	0-0	.000	0-3	3	3	1	3	0	0	20
D23 WASHINGTON	20	4-15	.267	1-2	.500	0-0	.000	0-1	1	4	0	0	0	0	9
D26 @ Minnesota	14	3-5	.600	1-2	.500	0-0	.000	0-0	0	0	0	0	0	0	7
D28 @ Washington	15	1-7	.143	0-1	.000	2-2	1.000	0-1	1	1	1	0	0	0	4
D30 @ Charlotte	27	10-18	.556	4-7	.571	2-3	.667	0-2	2	0	3	0	2	1	26
D31 @ Chicago	26	4-13	.308	1-6	.167	2-2	1.000	0-2	2	4	1	0	0	0	11
J2 @ New York	38	6-15	.400	2-7	.286	0-0	.000	0-2	2	5	1	0	3	0	14
J4 PHILADELPHIA	22	7-15	.467	4-7	.571	0-0	.000	0-2	2	2	0	1	1	0	18
J6 MIAMI	21	4-12	.333	2-5	.400	0-0	.000	0-6	6	1	1	1	2	0	10
J7 SAN ANTONIO	15	0-4	.000	0-1	.000	2-2	1.000	0-1	1	0	2	0	1	0	2
J10 @ Denver	19	2-7	.286	0-2	.000	0-0	.000	0-1	1	4	2	1	0	0	4
J12 GOLDEN STATE	22	5-11	.455	3-5	.600	2-2	1.000	0-1	1	2	1	0	1	1	15
J14 CLEVELAND	19	7-10	.700	3-4	.750	0-0	.000	1-3	4	0	2	0	2	0	17
J17 @ Sacramento	19	3-11	.273	1-4	.250	0-0	.000	0-3	3	4	1	1	2	1	7
J18 @ LA Clippers	9	2-5	.400	1-3	.333	0-0	.000	1-1	2	3	0	2	0	0	5
J20 LA LAKERS	24	8-14	.571	3-5	.600	0-0	.000	0-2	2	0	1	1	2	0	19
J22 SEATTLE	15	2-8	.250	1-2	.500	0-0	.000	0-0	0	3	2	1	0	0	5
J24 @ Orlando	16	4-6	.667	0-1	.000	0-0	.000	0-1	1	2	1	1	2	0	8
J26 @ Miami	9	0-3	.000	0-1	.000	0-0	.000	0-1	1	2	1	0	0	0	0
J27 @ Atlanta	17	5-13	.385	2-5	.400	2-2	1.000	1-2	3	3	2	1	0	0	14
J29 @ Cleveland	17	7-11	.636	2-5	.400	0-0	.000	0-2	2	0	1	0	1	0	16
J31 @ Philadelphia	20	7-12	.583	1-3	.333	0-0	.000	0-1	1	2	2	1	0	0	15
F1 @ Boston	11	4-7	.571	2-3	.667	0-0	.000	0-4	4	4	0	0	0	0	10
F4 CHICAGO	18	6-12	.500	2-6	.333	0-0	.000	0-2	2	4	2	1	1	0	14
F6 MINNESOTA	11	1-6	.167	1-4	.250	0-0	.000	0-1	1	1	0	0	2	0	3
F8 MEMPHIS	13	3-5	.600	2-2	1.000	0-0	.000	0-0	0	2	1	0	0	0	8
F10 SACRAMENTO	14	3-5	.600	2-3	.667	1-2	.500	0-1	1	2	0	0	2	0	9
F15 @ Denver	18	3-9	.333	2-3	.667	0-0	.000	0-2	2	4	1	1	1	0	8
F16 HOUSTON	24	6-13	.462	3-8	.375	1-2	.500	0-4	4	3	1	0	2	0	16
F22 BOSTON	16	1-9	.111	0-7	.000	0-0	.000	0-0	0	0	0	0	0	0	2
F25 CHARLOTTE	15	4-8	.500	1-3	.333	0-0	.000	0-2	2	2	2	1	2	0	9
F27 @ Houston	22	4-11	.364	4-7	.571	0-0	.000	0-3	3	2	2	2	0	0	12
M1 MILWAUKEE	20	3-10	.300	1-4	.250	0-0	.000	0-2	2	1	0	0	1	0	7
M3 ORLANDO	13	2-6	.333	1-1	1.000	0-0	.000	1-0	1	2	0	0	0	0	5
M5 @ Dallas	13	3-6	.500	1-2	.500	0-0	.000	0-1	1	2	2	1	1	0	7
M6 @ New Orleans	22	3-10	.300	1-3	.333	0-0	.000	0-2	2	0	0	0	1	0	7
M9 SAN ANTONIO	26	5-12	.417	1-3	.333	0-0	.000	0-1	1	2	3	2	2	0	11
M11 MINNESOTA	10	3-5	.600	1-2	.500	0-0	.000	0-0	0	0	0	0	0	0	7
M12 @ Portland	11	1-4	.250	0-1	.000	0-0	.000	0-1	1	0	0	0	2	0	2
M14 @ Seattle	16	2-7	.286	0-2	.000	0-0	.000	0-2	2	3	2	0	1	0	4
M15 @ LA CLIPPERS	19	3-10	.300	0-3	.000	0-0	.000	0-0	0	2	2	1	0	0	6
M17 @ San Antonio	13	2-5	.400	1-1	1.000	0-0	.000	0-1	1	0	0	0	0	0	5
M21 @ Utah	13	2-5	.400	1-3	.333	0-0	.000	0-2	2	2	1	0	1	0	5
M23 PORTLAND	21	4-11	.364	3-7	.429	2-2	1.000	0-1	1	1	2	1	0	0	13
M25 DENVER	18	3-8	.375	2-5	.400	0-0	.000	0-2	2	2	2	0	1	0	8
M27 @ New Jersey	22	6-14	.429	3-6	.500	0-0	.000	1-2	3	3	1	1	1	0	15
M28 @ Milwaukee	16	7-10	.700	3-5	.600	2-2	1.000	0-1	1	1	2	0	0	0	19
M30 @ Indiana	16	4-12	.333	1-6	.167	0-0	.000	0-0	0	2	2	1	0	0	9
M31 @ Toronto	14	0-4	.000	0-2	.000	0-0	.000	0-0	0	3	2	2	0	0	0
A2 @ Detroit	12	3-7	.429	1-3	.333	0-0	.000	0-1	1	1	0	0	0	0	7
A5 LA CLIPPERS	15	6-13	.462	4-9	.444	0-0	.000	0-2	2	1	0	0	0	0	16
A7 LA LAKERS	14	4-11	.364	2-3	.667	0-0	.000	0-0	0	1	0	0	0	0	10
A9 @ Seattle	14	3-9	.333	1-6	.167	0-0	.000	0-2	2	3	0	0	1	0	7
A11 @ Sacramento	10	4-5	.800	1-1	1.000	0-0	.000	0-0	0	2	0	0	1	0	9
A13 DALLAS	17	4-9	.444	2-4	.500	3-4	.750	0-1	1	0	2	0	0	0	13
A14 @ Golden State	28	6-16	.375	3-6	.500	0-0	.000	2-3	5	3	1	0	3	0	15
A16 @ LA Lakers	23	3-10	.300	0-1	.000	0-0	.000	0-2	2	0	2	0	0	0	6
A17 NEW ORLEANS	23	5-12	.417	4-7	.571	1-2	.500	0-2	2	2	0	1	2	0	15
A19 @ Portland	23	4-12	.333	0-5	.000	0-0	.000	0-2	2	4	1	1	2	0	8
SEASON	1421	320-759	.422	123-316	.389	33-41	.805	15-117	132	148	96	42	76	12	796

**GAMES PLAYED - 81**  
**GAMES STARTED - 0**

NOPLAYER	SINGLE GAME HIGHS							AVERAGE PER GAME						
	MIN	REB	AST	STL	TO	BLK	PTS	MIN	REB	AST	STL	TO	BLK	PTS
50 House, E.	38	7	5	2	4	2	31	17.5	1.6	1.8	0.52	0.9	0.15	9.8

## PLAYOFF CAREER HIGHS

Mins . . . . . 31, Mia. at Cha. (4/27/01)	3FGA .3, (2 times) Mia. at Cha. (4/27/01)	Assts . . . . . 4, Sac. at Sea. (4/26/05)
FGM .6, (2 times) Mia. at Cha. (4/27/01)	FTM . . . . . 3, Mia. vs. Cha. (4/21/01)	Stls . . . 1, (3 times) Mia. at Cha. (4/27/01)
FGA . . . . . 18, Mia. at Cha. (4/27/01)	FTA . . . . . 3, Mia. vs. Cha. (4/27/01)	Blks . . . . . 1, Mia. vs. Cha. (4/23/01)
3FGM .1, (3 times) Sac. at Sea. (4/26/05)	Rebs . . . . . 3, Mia. vs. Cha. (4/21/01)	Pts . . . . . 16, Mia. vs. Cha. (4/21/01)



# JAMES JONES #22

**3RD SEASON • MIAMI (FLA.) • G/F • 6-8 • 220**  
**PLAYOFF EXPERIENCE: 1 YEAR, 13 GAMES**

**2005-06 REGULAR SEASON:** Has increased his scoring average in each of his three NBA seasons, including a career-high 9.3 points (prev. 4.7 in 2004-05) in his first season with Phoenix in 2005-06... Also posted personal bests in rebounding (3.4), blocks (0.65), three-point field goals made (110) and minutes played (23.6)... Scored in double figures 34 times, 20-plus points six times... Tallied a season-high 22 points off the bench twice (at Denver on Jan. 10 and vs. Portland on Dec. 6)... Notched his only two double-doubles of the season (third and fourth of his career) in the season's final two games... Recorded first as a Sun vs. New Orleans/Oklahoma City on April 17 with 20 points, season-high 10 rebounds and a career-high five assists... Followed with 11 points and a season-high tying 10 rebounds in the regular season finale at Portland on April 19... Was fouled on three 3-point field goal attempts at Denver on Jan. 10 and finished with nine free throws made on 11 free throws attempts, both career highs, and added a season-high 22 points... Scored 17 of his 20 points at Miami on Jan. 26, in the second quarter... Made at least one three-point field goal 47 times, multiple treys 29 times... Connected on career-high tying six three-point field goals vs. Portland on Dec. 6 (other, Indiana at Seattle, Nov. 28, 2004)... Posted back-to-back 20-point games for the first time in his NBA career vs. Atlanta on Dec. 4 and vs. Portland on Dec. 6... Missed a total of seven games due to injury (four games due to a sprained right ankle from Dec. 12-17, two games due to right wrist sprain from Feb. 16-22 and one game due to right second metatarsal phalangeal joint on March 6)... Acquired from Indiana on Aug. 25, 2005 in exchange for a 2008 second-round pick.

**CAREER PLAYOFFS:** Is making his second playoff appearance, first with Phoenix... Scored in double figures twice in 13 postseason games with the Pacers, including playoff-highs of 11 points and nine rebounds vs. Boston on April 30, 2005.

**CAREER NOTES:** Originally selected by Indiana in the second round (49th overall) in 2003 NBA Draft... Surpassed his rookie averages in almost every major statistical category in his second NBA season with Indiana... Averaged 4.9 points, 2.3 rebounds, 0.8 assists and .398 shooting in 17.7 minutes over 75 games (24 starts) in sophomore season in 2004-05... Led the Pacers and ranked 25th in the NBA with a .398 three-point field goal percentage in 2004-05... Was one of only two Pacers' players (along with Stephen Jackson) to make a career-high six three-point field goals, as he shot 6 of 9 at Seattle on Nov. 28... In that game against the Sonics, he tallied a career-high 27 points... Registered his first career start on Nov. 20 vs. Orlando, only one day after the incident at Detroit... In that game, responded with his first career double-double with 12 points and a career-high 12 rebounds against the Magic... He topped that game against Boston on Nov. 23 with his second double-double of the season with 22 points and 10 rebounds... Scored in double figures 13 times, including seven times during a 12-game stretch in late November and early December... It featured his first two 20-plus point games when the Pacers were shorthanded without Ron Artest, Jermaine O'Neal and Jackson... Started the first seven games after the Detroit incident and made 21 starts in 29 games after Nov. 19... In his 24 total starts, he averaged 7.1 points and 3.7 rebounds... In sparse action as an NBA rookie, averaged 1.2 points on 2-9 shooting (.222) in 4.3 minutes in six games as a reserve in 2003-04... After spending the first 28 games of his rookie season on the injured list with a strained left hamstring, he was activated on Dec. 23, 2003 and made his regular season debut at Milwaukee on Dec. 26.

**PERSONAL:** Full name is James Andrew Jones... Nicknamed Junior... He and his wife Destiny have a daughter, Jadyann... Parents are Earl and Jennifer J. Harris... His aunt Lisa Jones played basketball at the University of Miami from 1988-90... Majored in finance and was a member of the National Honor Society at the University of Miami with a 3.41 GPA... Enjoys fishing, bowling and water skiing... Uncle is former MLB infielder Ricky Gutierrez, who played 12 seasons from 1993-2004 with San Diego, Houston, Chicago Cubs, Cleveland, New York Mets and Boston... Was a four-year letter winner at American Senior High School in Miami and was the Class 6A Player of the Year in Florida in 1999.

NBA REGULAR SEASON STATS																	
SEA	TEAM	G	MIN	FIELD GOALS		FREE THROWS		REBOUNDS		AST	STL	BLK	TO	PTS	— AVERAGES —		
				FGM-FGA	PCT	FTM-FTA	PCT	OR-DR	TOT						RPG	APG	PPG
03-04	INDIANA	6	26	2-9	.222	2-2	1.000	0-2	2	0	1	0	0	7	0.3	0.0	1.2
04-05	INDIANA	75	1330	126-318	.396	53-62	.855	39-135	174	57	31	28	43	371	2.3	0.8	4.9
05-06	PHOENIX	75	1772	243-581	.418	103-121	.851	44-209	253	57	38	49	35	699	3.4	0.8	9.3
<b>TOTALS</b>		<b>156</b>	<b>3128</b>	<b>371-908</b>	<b>.409</b>	<b>158-185</b>	<b>.854</b>	<b>83-346</b>	<b>429</b>	<b>114</b>	<b>70</b>	<b>77</b>	<b>78</b>	<b>1077</b>	<b>2.8</b>	<b>0.7</b>	<b>6.9</b>

**THREE-POINT FIELD GOALS:** 2003-04, 1-4 (.250). 2004-05, 66-166 (.398). 2005-06, 110-285 (.386). **TOTALS:** 177-455 (.389).

**PERSONAL FOULS-DQS:** 2003-04, 1-0. 2004-05, 123-1. 2005-06, 142-0. **TOTALS:** 266-1.

NBA PLAYOFF STATS																	
SEA	TEAM	G	MIN	FIELD GOALS		FREE THROWS		REBOUNDS		AST	STL	BLK	TO	PTS	— AVERAGES —		
				FGM-FGA	PCT	FTM-FTA	PCT	OR-DR	TOT						RPG	APG	PPG
04-05	INDIANA	13	214	19-46	.413	4-9	.444	5-22	27	10	7	7	4	52	2.1	0.8	4.0

**THREE-POINT FIELD GOALS:** 2004-05, 10-25 (.400).

**PERSONAL FOULS-DQS:** 2004-05, 18-0.

# JAMES JONES - STATS

GAME	MIN	FGM-FGA		3-POINT FGM-FGA		FTM-FTA		REBOUNDS		AST	PF	STL	TO	BLK	PTS
		FG%	FG%	FG%	FG%	OFF-DEF	TOT								
N1 DALLAS	47	4-12	.333	3-6	.500	2-3	.667	0-3	3	2	2	0	0	0	13
N3 @LA Lakers	29	6-11	.545	3-6	.500	2-3	.667	1-2	3	0	3	1	0	0	17
N5 @ Utah	32	4-9	.444	3-7	.429	0-0	.000	1-3	4	2	5	1	0	1	11
N6 SACRAMENTO	28	4-8	.500	3-5	.600	0-0	.000	1-0	1	0	0	1	2	2	11
N10 DETROIT	22	4-7	.571	1-2	.500	2-3	.667	1-1	2	2	1	0	0	0	11
N12 GOLDEN STATE	23	3-8	.375	2-4	.500	0-0	.000	1-3	4	0	4	3	1	1	8
N16 MEMPHIS	22	5-9	.556	4-8	.500	0-0	.000	0-0	0	0	2	0	0	0	14
N18 UTAH	10	0-3	.000	0-2	.000	2-2	1.000	0-0	2	2	0	0	0	0	2
N19 @ San Antonio	9	2-3	.667	1-2	.500	0-0	.000	2-2	4	1	0	0	0	0	5
N22TORONTO	17	1-7	.143	0-4	.000	0-0	.000	1-3	4	1	1	0	0	2	2
N23 @ Houston	31	6-15	.400	5-10	.500	2-2	1.000	0-5	5	0	1	1	1	1	19
N25 NEW JERSEY	27	4-10	.400	2-6	.333	0-0	.000	1-3	4	0	1	0	0	0	10
N30 INDIANA	22	1-6	.167	0-4	.000	0-0	.000	1-3	4	2	0	1	2	0	2
D2 DENVER	20	2-8	.250	1-3	.333	0-0	.000	0-2	2	1	0	1	1	0	5
D4 ATLANTA	29	6-12	.500	2-6	.333	6-7	.857	0-6	6	0	1	0	0	2	20
D6 PORTLAND	30	8-16	.500	6-12	.500	0-0	.000	0-4	4	1	1	0	1	2	22
D7 @ Golden State	29	3-9	.333	0-2	.000	3-3	1.000	3-2	5	0	2	0	0	0	9
D9 NEW YORK	14	1-6	.167	1-5	.200	0-0	.000	0-1	1	0	1	0	0	0	3
D10 LA Clippers	11	3-4	.750	1-2	.500	2-2	1.000	1-3	4	0	1	0	0	0	9
<i>DNP 4 Games from D12-17 (Sprained Right Ankle)</i>															
D20 SEATTLE	27	4-11	.364	2-8	.250	6-6	1.000	0-4	4	0	3	1	1	1	16
D23 WASHINGTON	37	7-12	.583	3-4	.750	1-3	.333	1-6	7	3	3	2	0	0	18
D26 @ Minnesota	25	3-10	.300	2-4	.500	0-0	.000	2-4	6	0	3	0	0	0	8
D28 @ Washington	31	6-13	.462	4-8	.500	0-0	.000	2-5	7	1	2	1	0	0	16
D30 @ Charlotte	26	2-11	.182	2-5	.400	1-2	.500	0-2	2	0	1	1	2	1	7
D31 @ Chicago	22	3-8	.375	0-5	.000	2-2	1.000	0-1	1	0	1	1	1	1	8
J2 @ New York	33	2-8	.250	0-4	.000	1-1	1.000	1-8	9	0	5	1	1	0	5
J4 PHILADELPHIA	30	7-13	.538	4-7	.571	1-1	1.000	0-4	4	0	3	0	0	0	19
J6 MIAMI	32	6-9	.667	3-4	.750	1-1	1.000	0-3	3	4	1	0	1	1	16
J7 SAN ANTONIO	30	5-8	.625	0-0	.000	0-0	.000	0-4	4	2	2	0	0	1	10
J10 @ Denver	41	6-11	.545	1-3	.333	9-11	.818	0-3	3	0	2	1	0	2	22
J12 GOLDEN STATE	33	0-7	.000	0-4	.000	2-2	1.000	0-4	4	1	3	0	1	1	-
J14 CLEVELAND	10	0-2	.000	0-0	.000	0-0	.000	0-0	0	0	2	0	0	0	0
J17 @ Sacramento	16	1-5	.200	0-1	.000	0-0	.000	1-0	1	0	1	1	1	0	2
J18 @ LA Clippers	21	3-5	.600	2-4	.500	2-2	1.000	0-0	0	0	2	0	2	0	10
J20 LA LAKERS	10	1-2	.500	0-1	.000	0-0	.000	0-2	2	0	0	0	0	0	2
J22 SEATTLE	17	3-7	.429	1-4	.250	0-0	.000	0-1	1	1	2	0	0	0	7
J24 @ Orlando	21	2-6	.333	1-3	.333	1-3	.333	0-1	1	0	1	1	0	0	6
J26 @ Miami	19	6-11	.545	3-7	.429	5-5	1.000	0-6	6	1	3	0	0	1	20
J27 @ Atlanta	25	3-5	.600	0-1	.000	0-0	.000	0-6	6	0	1	1	0	1	6
J29 @ Cleveland	36	6-12	.500	4-8	.500	4-5	.800	0-3	3	1	2	1	0	0	20
J31 @ Philadelphia	35	3-7	.429	1-3	.333	2-3	.667	0-4	4	3	4	0	0	1	9
F1 @ Boston	25	3-7	.429	2-5	.400	3-3	1.000	0-1	1	2	3	0	1	1	11
F4 CHICAGO	19	4-9	.444	2-6	.333	4-4	1.000	1-2	3	3	1	0	0	0	14
F6 MINNESOTA	28	2-5	.400	0-0	.000	5-5	1.000	1-2	3	1	2	0	1	2	9
F8 MEMPHIS	26	5-11	.455	4-8	.500	2-2	1.000	0-3	3	0	3	0	0	4	16
F10 SACRAMENTO	35	4-7	.571	1-4	.250	2-2	1.000	0-3	3	1	4	1	1	1	11
F15 @ Denver	14	2-4	.500	0-1	.000	0-0	.000	0-1	1	0	1	0	1	0	4
<i>DNP 2 Games from F16-22 (Right Wrist Sprain)</i>															
F25 CHARLOTTE	28	0-9	.000	0-3	.000	4-4	1.000	0-4	4	0	1	0	0	0	4
F27 @ Houston	25	3-7	.429	2-3	.667	1-2	.500	1-5	6	0	1	0	0	0	9
M1 MILWAUKEE	24	4-8	.500	2-3	.667	0-0	.000	0-3	3	0	2	1	0	2	10
M3 ORLANDO	19	3-8	.375	0-3	.000	2-2	1.000	1-2	3	0	1	1	0	0	8
M5 @ Dallas	10	1-4	.250	0-1	.000	0-0	.000	0-1	1	0	1	0	1	0	2
<i>DNP on M6 (Right Second Metatarsal Phalangeal Joint)</i>															
M9 SAN ANTONIO	26	2-5	.400	1-1	1.000	0-0	.000	1-2	3	0	2	0	0	0	5
M11 MINNESOTA	13	1-2	.500	0-1	.000	0-0	.000	0-0	0	1	0	0	0	0	2
M12 @ Portland	15	2-7	.286	1-4	.250	0-0	.000	0-2	2	0	1	0	0	1	5
M14 @ Seattle	19	2-7	.286	1-6	.167	2-2	1.000	2-3	5	0	3	0	0	0	7
M15 @ LA CLIPPERS	35	6-11	.545	3-6	.500	2-2	1.000	0-2	2	0	5	1	0	3	17
M17 @ San Antonio	15	1-4	.250	1-2	.500	0-0	.000	0-2	2	1	2	3	1	1	3
M21 @ Utah	17	2-6	.333	1-2	.500	0-0	.000	1-3	4	1	3	1	1	1	5
M23 PORTLAND	15	1-5	.200	0-2	.000	0-0	.000	1-2	3	3	0	1	0	0	2
M25 DENVER	7	1-2	.500	0-1	.000	0-0	.000	0-0	0	0	0	1	0	0	2
M27 @ New Jersey	15	0-4	.000	0-3	.000	4-4	1.000	1-0	1	2	3	1	0	0	4
M28 @ Milwaukee	25	5-8	.625	2-4	.500	0-0	.000	2-1	3	2	3	0	1	0	12
M30 @ Indiana	33	6-10	.600	4-5	.800	2-4	.500	1-4	5	0	3	0	0	0	18
M31 @ Toronto	25	4-8	.500	3-6	.500	3-4	.750	0-3	3	2	3	1	0	0	14
A2 @ Detroit	14	0-3	.000	0-1	.000	0-0	.000	0-0	0	0	0	0	0	1	0
A5 LA CLIPPERS	19	1-4	.250	1-2	.500	0-0	.000	0-1	1	0	2	0	0	0	3
A7 LA LAKERS	20	5-10	.500	1-2	.500	0-0	.000	1-4	5	0	1	0	0	0	11
A9 @ Seattle	17	2-6	.333	0-2	.000	0-0	.000	0-2	2	0	2	0	0	0	4
A11 @ Sacramento	20	4-8	.500	1-2	.500	2-2	1.000	2-1	3	2	0	0	0	0	11
A13 DALLAS	17	1-4	.250	0-0	.000	0-0	.000	0-6	6	0	2	0	3	0	4
A14 @ Golden State	29	4-8	.500	0-1	.000	0-0	.000	1-3	4	0	2	1	0	1	8
A16 @ LA Lakers	36	3-7	.429	2-3	.667	3-4	.750	2-6	8	0	4	1	1	0	11
A17 NEW ORLEANS	29	9-13	.692	2-4	.500	0-0	.000	0-10	10	5	0	1	1	2	20
A19 @ Portland	30	4-14	.286	2-4	.500	1-1	1.000	4-6	10	2	2	0	1	0	11
SEASON	1772	243-581	.418	110-285	.386	103-121	.851	44-209	253	57	142	38	35	49	699

GAMES PLAYED - 75  
GAMES STARTED - 24

### SINGLE GAME HIGHS


NO	PLAYER	MIN	REB	AST	STL	TO	BLK	PTS
22	Jones, J.	47	10	5	2	4	2	22

### AVERAGE PER GAME

MIN	REB	AST	STL	TO	BLK	PTS
23.6	3.4	0.8	0.51	0.5	0.65	9.3

## PLAYOFF CAREER HIGHS

Mins . . . . .36, Ind. vs. Bos. (4/30/05)	3FGA . . . . .5, Ind. vs. Bos. (4/30/05)	Assts . . .2, (2 times) Ind. at Bos. (5/3/05)
FGM . . . . .4, Ind. at Bos. (5/3/05)	FTM . . . . .2, Ind. vs. Bos. (4/30/05)	Stls . . . . .2, Ind. vs. Bos. (4/28/05)
FGA . . . . .9, Ind. vs. Bos. (4/30/05)	FTA . . .3, (2 times) Ind. at Bos. (5/3/05)	Blks . . .2, (2 times) Ind. vs. Bos. (4/30/05)
3FGM . . . . .3, Ind. vs. Bos. (4/30/05)	Rebs . . . . .9, Ind. vs. Bos. (4/30/05)	Pts . . . . .11, Ind. vs. Bos. (4/30/05)



# SHAWN MARION #31

**7TH SEASON • UNLV • F • 6-7 • 228**  
**PLAYOFF EXPERIENCE: 4 YEARS, 34 GAMES**

**2005-06 REGULAR SEASON:** Enjoyed a career year in his seventh NBA season, averaging 21.8 points (prev. 21.2 in 2002-03), 11.8 rebounds (11.3, prev. 11.3 in 2004-05), 1.69 blocks (prev. 1.47 in 2004-05), 60 double-double (third highest total in franchise history) on 52.5 percent shooting (prev. 48.0 in 2000-01), all career highs in 2005-06... Led the team in scoring (tied for 15th), rebounding (3rd), steals (1.98, 5th), blocks (17th) and minutes played (32.4, tied for 7th)... One of only four NBA players (Kevin Garnett, Elton Brand, Yao Ming) to average at least 20 points and 10 rebounds... Only NBA player ranked in the top 20 in points (T-15th), rebounds (3rd), steals (5th), blocks (17th), field goal percentage (T-10th) and minutes played T-7th)... Finished in the top five in rebounds and steals for the second consecutive season, only one other NBA player has done it even once since the league started to track steals in 1973-74 (David Robinson, 1991-92)... Recorded the Suns' highest rebounding (11.8) since Charles Barkley averaged 12.2 in 1992-93... Named NBA Western Conference Player of the Month for February after guiding the Suns to a 9-1 record and averaged 24.2 points and 13.9 rebounds... It was the first time in his career he's won the monthly honor... Scored in double figures 81 times, 20-plus points 54 times, 30-plus points career-high 10 times, including a career-high 44 points to go along with his 15 rebounds vs. Boston on Feb. 22 to record the NBA's first 40-point/15-rebound game since teammate Amaré Stoudemire had 44 points and 16 rebounds at Golden State on April 8, 2005... The 44 points were the most scored by a Suns player other than Amaré Stoudemire in a regular season game since Tony Delk erupted for a career-high 53 points in a triple-overtime loss at Sacramento on Jan. 2, 2001... Became only the second Suns player (Charles Barkley Feb 4-8, 1996) in franchise history to score at least 30 points and grab 15 rebounds in three consecutive games (Feb. 22-27) and fell one point short of doing it a fourth game in a row when he had 29 points and 18 rebounds vs. Milwaukee on March 1... Was the first NBA player since former Lakers center Shaquille O'Neal (Dec. 5 to Dec. 11, 2001) to record at least 30 points and 15 rebounds in three consecutive games... Became the first Suns player to score 30 points and grab 20 rebounds since Charles Barkley (March 26, 1995 vs. Houston) with 31 points and a career-high and 2005-06 NBA season-high 24 rebounds vs. Charlotte on Feb. 25... Grabbed 10 or more rebounds 60 times... Scored 20-plus points and grabbed 10-plus rebounds 40 times... Became just the second player in franchise history to grab 5,000 rebounds vs. Sacramento on Feb. 10... Fell two steals shy of becoming the second player in franchise history (Kevin Johnson, ) to record a triple-double with 10 or more assists, finishing with 14 points, 12 rebounds and a career-high and NBA season-high tying eight steals vs. Minnesota on Feb. 6... Named Western Conference Player of the Week for the sixth time in his career after leading Suns to 4-0 week from Dec. 26-Jan. 1, 2006... Swatted a career-high tying six blocks at Memphis on Dec. 17 (four times, last April 12, 2005 vs. New Orleans)... Recorded 39 points, 14 rebounds in franchise regular season record 60 minutes (prev. 57, George Wilson at Seattle, Nov. 15, 1968 and Gail Goodrich vs. Cincinnati, Dec. 14, 1969) in a triple-overtime loss at New York on Jan. 2... Sank his 500th career 3-pointer at San Antonio on March 17, becoming only the second player in franchise history to achieve that feat (Dan Majerle, 800)... Along with teammate Amaré Stoudemire, was one of 23 players named to the USA Basketball Men's Senior National Team Program on March 5, 2006... Made his third All-Star appearance in the last four seasons (2003, 2005, 2006) and scored 14 points and grabbed eight rebounds in only 17 minutes at the 2006 All-Star Game in Houston on Feb. 19.

**CAREER PLAYOFFS:** Is making his fourth playoff appearance, all with Phoenix... Was clutch posting playoff career highs of 38 points and 16 rebounds in a series' clinching overtime victory at Dallas in Game 6 of the 2005 Western Conference Semifinals on May 22... Averaged 23.3 points, 12.2 rebounds and 1.83 blocks in the 2005 Western Conference Finals vs. Dallas... Averaged 18.5 points, 11.7 rebounds, 1.83 steals, 1.83 blocks in 47.0 minutes in six first round playoff games against eventual champion San Antonio Spurs in 2003... Had playoff career highs with 24 points, 15 rebounds in Game 6... Led Suns in rebounding in each of his first three playoff appearances, with 8.8 rebounds in nine games in 2000, 8.3 in first-round series against Sacramento in 2001 and 11.7 boards in 2003 vs. San Antonio... Posted his first career playoff double-double in Game 3 of 2000 Western Conference first-round series against San Antonio with 16 points and 14 rebounds.

**CAREER NOTES:** Three-time All-Star (2003, 2005, 2006)... Third Team All-NBA selection in 2005... Has averaged at least 19 points and nine rebounds in each of the last five seasons... Has the longest tenure with the Suns of any player on the team (seven seasons)... Is only 12 points shy of becoming the fifth player in franchise history to score 10,000 points in their Suns career (5th, 9,988)... Ranks in the top five among Suns all-time leaders in nine major statistical categories, including rebounds (2nd, 5,367), field goals made (5th, 4,014), field goals attempted (5th, 8,487), three-point field goals made (2nd, 514), three-point field goals attempted (2nd, 1,486), steals (4th, 994), blocks (4th, 702) and minutes played (5th, 20,225)... One of only five NBA players to notch at least 30 double-doubles in each of the last six seasons (Kevin Garnett, Tim Duncan, Dirk Nowitzki, Elton Brand) and has 283 career double-doubles in seven seasons... Remarkably durable, having missed only 10 contests due to injury in last six seasons... Selected by Phoenix with the ninth overall pick in the 1999 NBA Draft (pick obtained from Dallas in Pat Garrity/Steve Nash trade in 1998)... Led Team USA in scoring in the bronze medal game with 22 points in a 104-96 victory over Lithuania at the 2004 Olympics in Athens, Greece... Played on Team USA at the 2002 World Championships in Indianapolis and won a gold medal with Team USA at the 2001 Goodwill Games in Brisbane, Australia when he paced the squad with 13.4 points and 7.6 rebounds... Was one of only two NBA players (2004 MVP Garnett) to rank in top 30 in points (19.0, 19th), rebounds (9.3, 14th), steals (2.1, 2nd), blocks (1.3, 27th) and minutes (40.6, 2nd) in 2003-04 and led the league with 167 steals... In 2002-03, was only player ranked in the top 20 in points (17th, 21.2) and top 10 in both rebounds (8th, 9.5) and steals (3rd, 2.28)... Made first All-Star appearance in 2003 in Atlanta and had eight points, seven rebounds, four assists, three steals in 23 minutes and got the defensive assignment on Michael Jordan at end of regulation and late in both overtime sessions... Was one of only two NBA players in 2001-02 to be ranked in top 40 of seven of the league's nine major statistical areas (Kevin Garnett)... Placed 27th in scoring (19.1), tied for eighth in rebounding (9.9), 34th in FG percentage (.469), tied for 24th in FT percentage (.845), 12th in steals (1.84), tied for 34th in blocks (1.06) and tied for 18th in minutes (38.4)... Won Western Conference Player of the Week on April 1, 2002 (second of career) with 28.3 points, 14.0 rebounds, 1.5 steals, .551 FG and 18-18 FT in a 3-1 week... Finished the 2000-01 season eighth in the NBA with then career-high 10.7 rebounds... Became just the sixth Suns player (11th time overall) and first Sun to average 10.0 rebounds in a season since Charles Barkley (1995-96)... Twice scored career-high 38 points in 2000-01 season: vs. Dallas on April 11 and vs. Minnesota on Feb. 14... Topped off first season with NBA All-Rookie Second Team honors, the Suns first All-Rookie selection since Michael Finley in 1995-96... Underwent surgery as a rookie on Dec. 23, 1999 to remove loose cartilage from underneath left kneecap and missed 31 contests... Posted career-high six blocks on Feb. 27, 2000 at Toronto, most by a Suns rookie since Oliver Miller had seven on April 16, 1993.

# SHAWN MARION – STATS

**PERSONAL:** Full name is Shawn Dwayne Marion... Given the nickname "The Matrix" by current TNT color analyst and former NBA guard Kenny Smith... Has three sisters: twin sister Shawnett, Quinnisha and Traimane... Purchased a home for his mother, Elaine, in Las Vegas after he was drafted... Was named one of the "Good Guys" in sports by *The Sporting News* in 2003... Participated in the "New School vs. Old School" Celebrity Poker Tournament along with current and former NBA stars Charles Barkley, Mike Bibby, Elton Brand and Jermaine O'Neal at the Mirage in Las Vegas in July 2005 and helped raise money for Operation Smile and the American Cancer Society... Hosted a Suns basketball camp the last two summers in the Valley of the Sun... Was one of several NBA players and Hollywood celebrities to visit U.S. and coalition troops in Kuwait as part of Project Salute 2003 and was given the NBA Community Assists Award for June 2003... Attended high school in Clarksville, Tennessee with Minnesota guard Trenton Hassell after moving from South Chicago in junior high... Marion's high school jersey at Clarksville (Class of '96) was retired during a special halftime ceremony at a football game on Sept. 22, 2000... First started wearing number 31 when he entered junior college, because it is the number worn by former Indiana Pacer Reggie Miller... Regularly participates in NBA charity games and played in the augural Steve Nash Foundation Charity Classic in July 2005... Upon signing a six-year contract extension in August 2002, pledged \$1 million to the Valley of the Sun United Way... Donations go towards building basketball courts, supporting Jr. Suns and Jr. Mercury, and cancer research... In September 2003 he had a basketball court named and dedicated in his honor at the Carl Hayden Community Center in Phoenix.

## NBA REGULAR SEASON STATS

SEA	TEAM	G	MIN	FIELD GOALS		FREE THROWS		REBOUNDS		AST	STL	BLK	TO	PTS	— AVERAGES —		
				FGM-FGA	PCT	FTM-FTA	PCT	OR-DR	TOT						RPG	APG	PPG
99-00	PHOENIX	51	1260	222-471	.471	72-85	.847	105-227	332	69	38	53	51	520	6.5	1.4	10.2
00-01	PHOENIX	79	2857	557-1160	.480	234-289	.810	220-628	848	160	132	108	129	1369	10.7	2.0	17.3
01-02	PHOENIX	81	3109	654-1395	.469	191-226	.845	211-592	803	162	149	86	144	1547	9.9	2.0	19.1
02-03	PHOENIX	81	3373	662-1466	.452	251-295	.851	199-574	773	198	185	95	157	1716	9.5	2.4	21.2
03-04	PHOENIX	79	3217	590-1341	.440	228-268	.851	212-525	737	214	167	104	156	1498	9.3	2.7	19.0
04-05	PHOENIX	81	3146	613-1289	.476	229-275	.833	235-680	915	154	163	119	125	1569	11.3	1.9	19.4
05-06	PHOENIX	81	3263	716-1365	.525	241-298	.809	249-710	959	143	160	137	125	1769	11.8	1.8	21.8
<b>TOTALS</b>		<b>533</b>	<b>20225</b>	<b>4014-8487</b>	<b>.473</b>	<b>1446-1736</b>	<b>.833</b>	<b>1431-3936</b>	<b>5367</b>	<b>1100</b>	<b>994</b>	<b>702</b>	<b>887</b>	<b>9988</b>	<b>10.1</b>	<b>2.1</b>	<b>18.7</b>

**THREE-POINT FIELD GOALS:** 1999-00, 4-22 (.182). 2000-01, 21-82 (.256). 2001-02, 48-122 (.393). 2002-03, 141-364 (.387). 2003-04, 90-265 (.340). 2004-05, 114-341 (.334).

2005-06, 96-290 (.331). **TOTALS: 514-1486 (.346).**

**PERSONAL FOULS-DQS:** 1999-00, 113-0. 2000-01, 211-2. 2001-02, 214-0. 2002-03, 208-0. 2003-04, 203-1. 2004-05, 199-0. 2005-06, 223-2 **TOTALS: 1371-5.**

## NBA PLAYOFFS STATS

SEA	TEAM	G	MIN	FIELD GOALS		FREE THROWS		REBOUNDS		AST	STL	BLK	TO	PTS	— AVERAGES —		
				FGM-FGA	PCT	FTM-FTA	PCT	OR-DR	TOT						RPG	APG	PPG
99-00	PHOENIX	9	281	36-86	.419	9-11	.818	21-58	79	7	6	14	7	82	8.8	0.8	9.1
00-01	PHOENIX	4	139	23-62	.371	12-14	.857	10-23	33	3	6	6	6	59	8.3	0.8	14.8
02-03	PHOENIX	6	282	40-107	.374	22-26	.846	21-49	70	12	11	11	13	111	11.7	2.0	18.5
04-05	PHOENIX	15	635	108-223	.419	30-39	.769	46-131	177	23	21	26	21	264	11.8	1.5	17.6
<b>TOTALS</b>		<b>34</b>	<b>1337</b>	<b>207-478</b>	<b>.433</b>	<b>73-90</b>	<b>.838</b>	<b>98-261</b>	<b>359</b>	<b>45</b>	<b>44</b>	<b>57</b>	<b>47</b>	<b>516</b>	<b>10.6</b>	<b>1.3</b>	<b>15.2</b>

**THREE-POINT FIELD GOALS:** 1999-00, 1-6 (.167). 2000-01, 1-1 (1.000). 2002-03, 9-28 (.321). 2004-05, 18-43 (.419). **TOTALS: 29-78 (.372).**

**PERSONAL FOULS-DQS:** 1999-00, 17-0. 2000-01, 13-0. 2002-03, 17-0. 2004-05, 47-0. **TOTALS: 94-0.**

## THE 20 AND 10 CLUB

Suns forward Shawn Marion is one of only four NBA players (Kevin Garnett, Elton Brand, Yao Ming) to average at least 20 points (career-high 21.8) and 10 rebounds (career-high 11.8)... It's the first time The Matrix has had 20 points and 10 rebounds in a season after coming close twice... Marion averaged 21.2 points and 9.5 rebounds in 2002-03 and 19.4 points and 11.3 rebounds in 2004-05... The last Suns player to average at least 20 points and 10 rebounds was Charles Barkley, who did it in each of his four seasons in the Valley of the Sun (1992-96).

## MATRIX RELOADED

Suns forward Shawn Marion had career year in his seventh NBA season, averaging 21.8 points, 11.8 rebounds, 1.69 blocks on 52.5 percent shooting, all career highs in 2005-06, and was awarded by receiving his third All-Star bid in the last four seasons (2003, 2005, 2006) on Feb. 9... Marion is only the 11th player in franchise history to make at least three All-Star appearances in a Suns uniform (Dick Van Arsdale, Connie Hawkins, Charlie Scott, Paul Westphal, Walter Davis, Tom Chambers, Kevin Johnson, Dan Majerle, Charles Barkley, Jason Kidd).

# SHAWN MARION - STATS

GAME	MIN	FGM-FGA	FG%	3-POINT		FTM-FTA	FT%	REBOUNDS		AST	PF	STL	TO	BLK	PTS
				FGM-FGA	FG%			OFF-DEF	TOT						
N1 DALLAS	48	5-15	.333	0-3	.000	3-5	.600	4-12	16	7	6	3	2	2	13
N3 @LA Lakers	41	13-24	.542	0-2	.000	4-6	.667	4-7	11	1	4	1	1	1	30
N5 @ Utah	41	8-19	.421	0-1	.000	4-4	1.000	5-9	14	2	3	3	1	1	20
N6 SACRAMENTO	36	7-10	.700	0-1	.000	2-3	.667	1-13	14	2	3	3	2	2	16
N10 DETROIT	40	6-13	.462	0-1	.000	0-0	.000	6-4	10	2	3	3	1	1	12
N12 GOLDEN STATE	44	10-17	.588	0-2	.000	2-4	.500	4-11	15	2	4	3	1	0	4
N16 MEMPHIS	43	9-19	.474	1-5	.200	4-4	1.000	3-8	11	1	3	3	2	1	23
N18 UTAH	35	4-14	.286	0-3	.000	2-2	1.000	3-4	7	3	3	2	4	2	10
N19 @ San Antonio	41	9-16	.563	0-2	.000	4-7	.571	2-13	15	3	3	3	2	2	22
N22TORONTO	42	13-18	.722	0-1	.000	2-4	.500	9-9	18	1	2	3	1	1	28
N23 @ Houston	38	7-13	.538	3-4	.750	2-2	1.000	7-5	12	3	3	2	0	0	19
N25 NEW JERSEY	40	4-11	.364	1-4	.250	3-4	.750	0-7	7	1	3	3	1	0	12
N30 INDIANA	33	7-15	.467	1-2	.500	6-8	.750	2-10	12	0	0	1	1	4	21
D2 DENVER	37	9-20	.450	2-5	.400	2-5	.400	3-8	11	2	5	1	1	3	22
D4 ATLANTA	29	8-19	.421	2-5	.400	2-2	1.000	2-6	8	0	0	3	2	2	20
D6 PORTLAND	30	8-14	.571	2-5	.400	3-4	.750	2-4	6	1	0	3	2	3	21
D7 @ Golden State	45	10-18	.556	4-6	.667	3-6	.500	2-12	14	0	2	3	4	1	27
D9 NEW YORK	45	6-18	.333	0-4	.000	2-2	1.000	2-8	10	1	4	4	5	0	14
D10 LA Clippers	42	9-14	.643	2-5	.400	0-0	.000	1-4	5	0	2	1	4	0	20
D12 NEW ORLEANS	41	6-13	.462	0-3	.000	0-0	.000	2-8	10	1	4	1	4	1	12
D14 @ Dallas	41	7-16	.438	4-6	.667	5-8	.625	3-16	19	3	3	1	2	1	23
D16 @ New Orleans	45	9-16	.563	2-7	.286	1-1	1.000	1-14	15	3	3	0	2	5	21
D17 @ Memphis	44	8-25	.320	0-5	.000	0-0	.000	5-12	17	2	3	1	0	6	16
D20 SEATTLE	38	12-21	.571	2-5	.400	3-3	1.000	2-4	6	2	3	1	2	4	29
D23 WASHINGTON	39	5-10	.500	1-4	.250	1-2	.500	1-8	9	2	3	4	0	2	12
D26 @ Minnesota	46	8-12	.667	1-3	.333	4-4	1.000	0-16	16	3	1	3	0	4	21
D28 @ Washington	40	12-16	.750	1-3	.333	3-3	1.000	2-3	5	1	4	2	2	0	28
D30 @ Charlotte	41	11-16	.688	1-4	.250	1-4	.250	3-10	13	3	1	1	3	1	24
D31 @ Chicago	45	13-22	.591	1-4	.250	1-1	1.000	6-10	16	1	3	1	1	1	28
J2 @ New York	60	15-26	.577	5-10	.500	4-4	1.000	3-11	14	1	5	1	1	1	39
J4 PHILADELPHIA	34	6-12	.500	0-2	.000	1-2	.500	0-13	13	0	1	5	1	0	13
J6 MIAMI	40	8-16	.500	1-4	.250	2-3	.667	1-15	16	2	0	1	0	1	19
J7 SAN ANTONIO	43	8-16	.500	0-0	.000	4-5	.800	1-9	10	0	4	2	2	0	20
J10 @ Denver	57	13-25	.520	0-3	.000	2-3	.667	5-9	14	3	5	1	2	1	28
J12 GOLDEN STATE	42	9-17	.529	3-4	.750	0-0	.000	2-10	12	2	2	1	0	4	21
J14 CLEVELAND	46	12-21	.571	0-3	.000	1-2	.500	3-9	12	1	4	1	1	3	25
J17 @ Sacramento	33	9-16	.563	2-6	.333	5-5	1.000	2-3	5	2	1	3	0	1	25
J18 @ LA Clippers	45	11-23	.478	1-4	.250	7-8	.875	5-12	17	2	3	4	0	1	30
J20 LA LAKERS	44	7-16	.438	0-3	.000	8-8	1.000	3-13	16	1	4	3	4	5	22
J22 SEATTLE	53	15-30	.500	3-8	.375	4-4	1.000	7-3	10	4	5	1	1	5	37
J24 @ Orlando	46	11-21	.524	2-5	.400	2-2	1.000	3-13	16	2	5	4	2	1	26
J26 @ Miami	42	6-13	.462	0-1	.000	7-8	.875	4-8	12	0	1	0	1	0	19
J27 @ Atlanta	42	6-13	.462	0-2	.000	3-4	.750	3-5	8	1	2	3	1	1	15
J29 @ Cleveland	47	8-15	.533	1-2	.500	5-5	1.000	0-7	7	2	5	3	3	2	22
J31 @ Philadelphia	37	6-13	.462	0-2	.000	3-4	.750	4-8	12	1	2	0	0	2	15
F1 @ Boston	40	9-17	.529	1-2	.500	2-2	1.000	4-8	12	1	1	1	1	1	21
F4 CHICAGO	37	11-19	.579	4-9	.444	0-0	.000	1-10	11	1	1	3	2	1	26
F6 MINNESOTA	45	5-16	.313	0-1	.000	4-5	.800	4-8	12	3	3	8	2	1	14
F8 MEMPHIS	32	9-21	.429	2-7	.286	1-2	.500	5-11	16	2	6	0	2	4	21
F10 SACRAMENTO	45	7-11	.636	0-1	.000	4-4	1.000	1-6	7	1	4	3	1	2	18
F15 @ Denver	35	7-13	.538	2-5	.400	5-5	1.000	4-8	12	3	2	1	4	0	21
F16 HOUSTON	32	6-14	.429	2-3	.667	2-2	1.000	3-9	12	3	3	1	0	1	16
F22 BOSTON	43	15-22	.682	4-7	.571	10-10	1.000	7-8	15	0	3	4	2	3	44
F25 CHARLOTTE	43	11-19	.579	2-4	.500	7-9	.778	5-9	24	3	1	1	2	2	31
F27 @ Houston	42	12-19	.632	2-6	.333	4-4	1.000	2-16	18	3	1	3	2	0	30
M1 MILWAUKEE	42	11-21	.524	2-5	.400	5-6	.833	3-15	18	3	3	1	2	3	29
M3 ORLANDO	43	11-21	.524	2-7	.286	0-0	.000	2-7	9	1	2	0	3	2	24
M5 @ Dallas	46	10-17	.588	2-3	.667	0-0	.000	3-7	10	1	4	4	1	1	22
M6 @ New Orleans	36	7-15	.467	3-6	.500	2-2	1.000	6-10	16	2	3	0	0	0	19
M9 SAN ANTONIO	42	8-17	.471	0-2	.000	2-2	1.000	3-8	11	0	3	1	2	3	18
M11 MINNESOTA	41	4-15	.267	0-2	.000	2-2	1.000	7-9	16	0	3	2	5	1	10
M12 @ Portland	41	8-17	.471	1-4	.250	3-4	.750	3-7	10	1	2	2	3	2	20
M14 @ Seattle	39	10-19	.526	1-4	.250	3-4	.750	5-6	11	2	3	1	2	0	24
M15 @ LA CLIPPERS	31	6-10	.600	2-3	.667	0-0	.000	0-12	12	4	3	1	1	2	14
M17 @ San Antonio	43	10-18	.556	1-4	.250	1-1	1.000	3-9	12	1	3	3	1	3	22
M21 @ Utah	38	5-17	.294	2-6	.333	3-3	1.000	3-6	9	0	2	1	1	0	15
M23 PORTLAND	28	7-12	.583	0-2	.000	6-6	1.000	2-5	7	2	4	3	0	1	20
M25 DENVER	41	10-20	.500	0-3	.000	1-1	1.000	5-9	14	2	4	3	2	2	21
M27 @ New Jersey	33	8-15	.533	0-2	.000	1-1	1.000	1-11	12	0	3	3	1	0	17
M28 @ Milwaukee	34	6-13	.462	0-1	.000	2-3	.667	2-7	9	4	1	3	1	2	14
M30 @ Indiana	42	13-18	.722	1-2	.500	2-2	1.000	4-4	8	6	4	3	0	1	29
M31 @ Toronto	40	8-16	.500	1-1	1.000	4-4	1.000	3-9	12	3	2	3	2	2	21
A2 @ Detroit	40	13-16	.813	1-2	.500	5-7	.714	2-8	10	2	1	0	0	0	32
A5 LA CLIPPERS	42	6-17	.353	0-3	.000	4-4	1.000	6-9	15	1	3	1	1	2	16
A7 LA LAKERS	41	6-11	.545	0-0	.000	0-0	.000	2-12	14	0	5	3	1	0	12
A9 @ Seattle	32	8-12	.667	2-3	.667	4-4	1.000	2-4	6	6	2	4	0	0	22
A11 @ Sacramento	38	9-15	.600	0-1	.000	5-5	1.000	3-5	8	1	5	1	3	0	23
A13 DALLAS	34	12-16	.750	2-2	1.000	3-5	.600	1-4	5	1	4	3	2	1	29
A14 @ Golden State	36	11-17	.647	1-3	.333	8-10	.800	4-8	12	1	2	2	6	0	31
A16 @ LA Lakers	37	10-23	.435	2-6	.333	7-9	.778	2-5	7	1	1	1	1	3	29
DNP on A17 (Right Wrist Sprain)															
A19 @ Portland	32	14-19	.737	2-2	1.000	2-5	.400	3-8	11	1	5	2	2	1	32
SEASON	3263	541-1056	.525	96-290	.331	241-298	.809	249-710	959	143	223	160	125	137	1769

GAMES PLAYED - 81  
GAMES STARTED - 81

### SINGLE GAME HIGHS


NO	PLAYER	MIN	REB	AST	STL	TO	BLK	PTS
31	Marion, S.	60	24	7	8	6	6	44

### AVERAGE PER GAME

MIN	REB	AST	STL	TO	BLK	PTS
40.3	11.8	1.8	1.98	1.5	1.69	21.8

## PLAYOFF CAREER HIGHS

Mins . . . . .53, at San Antonio (4/19/03)	3FGA . . . . .8, vs. San Antonio (5/1/03)	Assts . . . . .4 (twice), at Memphis (5/10/05)
FGM . . . . .13, at Dallas (5/20/05)	FTM . . . . .8, at Dallas (5/20/05)	Stls . . . . .4, (twice) vs. San Antonio (4/27/03)
FGA . . . . .28, at Dallas (5/20/05)	FTA . . . . .9 at Dallas (5/20/05)	Blks . . . . .6, vs. Dallas (5/11/05)
3FGM . . . . .5, at Dallas (5/13/05)	Rebs . . . . .16 at Dallas (5/20/05)	Points . . . . .38, at Dallas (5/20/05)



# STEVE NASH #13

**10TH SEASON • SANTA CLARA • G • 6-3 • 195  
PLAYOFF EXPERIENCE: 7 YEARS, 66 GAMES**

**2005-06 REGULAR SEASON:** Improved upon his 2004-05 NBA MVP season by posting career highs in scoring (18.8, 29th in the NBA), rebounds (4.2), field goal percentage (.512,, T-16th), free throw-percentage (NBA-best and franchise-record .921) and minutes played (35.4) in 79 games in his 10th NBA season... Became only the fourth player (Reggie Miller in 1993-94, Mark Price in 1988-89 and Larry Bird in 1986-87 and 1987-88) in NBA history to shoot at least 50 percent or better from the field, 40 percent or better from behind the arc (.439, 6th) and 90 percent from the charity stripe, and meet all the statistical minimums (300 field goals made, 55 three-point field goals made, 125 free throws made)... Led the NBA in assists (10.5) for the second year in a row and is the first NBA player since Kidd (1998-99, 1999-00) to average double figures in assists in consecutive seasons... A Nash-led team has led the league in scoring in five consecutive seasons (2004-06 with Phoenix, 2001-04 with Dallas)... Scored in double figures 72 times, 20-plus points 39 times, 30-plus points five times, including a season-high 31 points three times... Matched a season high in scoring with 31 points and dished out a game-high 11 assists vs. Minnesota on March 11, marking only the second time in the regular season Nash has tallied at least 30 point and 10 assists in a Suns uniform (other, 33 points and 17 assists at Sacramento, Feb. 8, 2005)... Recorded for season-high 31 points, including career-high seven 3-pointers vs. Indiana on Nov. 30... Equaled season high in scoring with 31 points, including a Suns season-high tying 21 points in the first half, vs. Minnesota on Feb. 6... Notched 43 double-doubles, including his third career triple-double (plus one in the playoffs) with 16 points, 10 rebounds and 12 assists in the regular season finale at Portland on April 19... Distributed 10 or more assists 45 times, 15 or more assists 10 times, 20 or more assists once, including career-high and 2005-06 NBA season-high 22 assists in a triple-overtime loss at New York on Jan. 2... Nash's 22 assists were the most in the NBA since former Cavalier guard Andre Miller had 22 vs. Philadelphia on Dec. 15, 2001 and was the second highest total in franchise history, trailing only Kevin Johnson's 25 set in the 1993-94 season... Distributed a franchise-record 12 assists in the first quarter vs. Miami on Jan. 6, tied for the second-most assists in a single quarter in NBA history, and two shy of John Lucas' NBA record 14 (San Antonio vs. Denver, April 15, 1984)... Finished with 19 assists vs. the Heat, tied for second highest in career... Named NBA Western Conference Player of the Week twice for Jan. 2-8, 2006 and November 21-27, 2005 (for the fourth and fifth times in career)... Averaged 20.6 points, 12.8 assists, 4.8 rebounds, 50.6 percent shooting, 50.0 percent from behind the arc in 38.6 minutes in 16 games in the month of January (10-6 record)... He finished the month with 204 assists... Nash is the first NBA player with 200 assists in a calendar month since Denver's Mark Jackson had 205 in January 1997... Missed three games total (right ankle sprain vs. San Antonio on March 9, DNP (Coach's Decision) at Golden State on April 14, right thigh contusion at L.A. Lakers on April 16)... Suns fell to 2-8 (0-3 in 2005-06) when playing without Nash since the start of the 2004-05 season (14.0 average margin of defeat)... Made his fourth All-Star appearance (2002, 2003, 2005, 2006), including his first as a starter, and had two points and six assists in a team-high 28 minutes... Was the ninth player in franchise history to start in an All-Star Game and the first since Jason Kidd in 2001.

**CAREER PLAYOFFS:** Is making his seventh playoff appearance, fourth with Phoenix... Has career averages of 16.2 points and 7.6 assists in 66 career playoff games... Reached the Western Conference Finals twice (2003 with Dallas and 2005 with Phoenix)... Followed sensational 2004-05 MVP performance in regular season, with even gaudier numbers in the postseason, averaging 23.9 points, 11.3 assists, 4.8 rebounds on .520 shooting in 15 playoff games... Became the first player in NBA history to record four consecutive games with at least 25 points and 10 assists in the postseason (May 18-24)... Joined Wilt Chamberlain and Michael Jordan as the only players to score 40-plus points in one playoff game and then collect a triple double in the next game... Scored career-high 48 points (regular season and playoff) in Game 4 of conference semifinals at Dallas on May 15, the second-highest point total in Suns playoff history and followed that effort up with the fifth career triple-double in Phoenix postseason history (and his first in the playoffs) with 34 points, career playoff-high 13 rebounds and 12 assists in Game 5 vs. Dallas on May 18... Scored at least 20 points in eight consecutive playoff games (May 11 - 28), the most by a Suns player in the postseason since Charles Barkley did it 12 times in a row from June 5, 1993 - May 11, 1994... Reached the Western Conference Finals in 2003 with the Mavericks and averaged 16.1 points and 7.3 assists in 20 playoff games... Played in eight postseason games with Phoenix in first two NBA seasons.

**CAREER NOTES:** Since re-signing with the Suns on July 14, 2004, Nash is averaging 17.2 points and 11.0 assists on 50.7 percent shooting over the last two seasons in 154 games after averaging 12.5 points and 6.0 assists on 46.5 percent shooting in first eight NBA seasons (first two with Phoenix, six with Dallas) in 549 games... Over the last two seasons the Suns are 114-40 (.740) when Nash plays and 2-8 (.200) when he does not... Joined Bob Cousy (1956-57), Oscar Robertson (1963-64), Magic Johnson (1986-87, 1988-89 and 1989-90), Michael Jordan (1990-91, 1992-93, 1995-96, 1997-98) and Allen Iverson (2000-01) as the only guards in league history to be named NBA's 2004-05 Most Valuable Player... Became only the second player in franchise history (Charles Barkley, 1992-93) to receive the NBA's top individual honor and joined Hakeem Olajuwon (1993-94, Nigeria) as the only international players to win the award... Four-time All Star (2002, 2003, 2005, 2006)... First Team All-NBA selection in 2005 for the first time in his career, and was first Suns player to appear on the first team since Jason Kidd (2000-01)... Concluded his ninth NBA season by averaging 15.5 points, NBA-best 11.5 assists, 3.3 rebounds, .502 FG (T20th), .431 3FG (6th), .887 FT (6th) in 34.3 minutes in 75 games in 2004-05... Posted highest assists average (11.5) in NBA since John Stockton averaged 12.3 in 1994-95 and the second highest assist average in franchise history, trailing only Kevin Johnson's 12.2 average in 1988-89... Was only NBA player to average double figures in assists and one of three guards (Jason Terry, Mike Miller) to shoot 50 percent or better from the field (.502)... Became only player in NBA history to record double figures in assists in 11 consecutive victories from Dec. 5-26, 2004 (prev. 10 by Magic Johnson, 1986-87)... One of the most accurate free-throw and three-point shooters in NBA history, ranks third all-time and first among active players in free throw percentage (.896, minimum 1,200 made) and sixth all-time, also first among active players in three-point field goal percentage (.421, minimum 250 made)... Has shot 40 percent or better from three-point range in nine of 10 seasons and 86 percent or better from the free-throw stripe in eight of 10 seasons... Selected as an All-Star reserve in consecutive seasons (2003 in Atlanta and 2002 in Philadelphia) with Dallas and twice with Phoenix (2005 in Denver, 2006 as starter in Houston)... All-NBA First selection in 2005, Third Team selection in 2002 and 2003... Originally selected by the Suns in the first round (15th pick overall) of the 1996 NBA Draft and played two seasons in Phoenix, averaging 6.4 points, 1.6 rebounds and 2.8 assists in 16.7 minutes in 141 games... With a glut of playmakers, the Suns traded Nash to Dallas on July 25, 1998 for Pat Garrity, Bubba Wells, Martin Murrsepp and a future first-round pick (Shawn Marion)... Former member of the Canadian National Team and was Canada's team captain at the 2000 Olympics in Sydney, Australia... Has missed only 11 contests in last four seasons and played full 82-game season twice (2001-02 and 2002-03)... Named to the 2003-04 NBA All-Interview First Team... Dished out a career-high and 2003-04 NBA season-high 19 assists vs. Sacramento on April 1 (prev. 17 Dallas at Utah, Nov. 20, 2000)... Recorded first career triple-double with 14 points, 12 assists and 10 rebounds vs. Portland on Nov. 17, 2003... Named NBA Co-Player of the Month in November 2002 along with Michael Finley and Dirk Nowitzki after Dallas' 14-0 start... Participated in the AT&T Shootout twice and in the Schick Rookie Game during the 1997 NBA All-Star Weekend in Cleveland... As a member of the Suns, finished third with Michelle Timms of the WNBA's Phoenix Mercury, in the inaugural Nestle Crunch All-Star 2ball during All-Star Saturday in 1997 and won Playstations Skills Challenge in 2005... Set a Mavericks free throw record with 49 straight from Dec. 2-20, 2002 then made 47 straight from the line from Jan. 2-23, 2003, which was second best in franchise history... Broke loose for a regular season career-high 39 points vs. Portland on Dec. 12, 2001.

# STEVE NASH - STATS

**PERSONAL:** Full name is Stephen John Nash... He and wife Alejandra, have twin daughters Lola and Bella, who were born prior to start of the 2004-05 regular season... Recently honored with his own Wheaties box and is the first Suns player (and third Canadian joining Wayne Gretzky and Mario Lemieux) to appear on a Wheaties box... Named the Canadian Press' male athlete of the year on Dec. 27, 2005, marking the second time (2002) he's won the Lionel Conacher Award, named for the all-rounder voted Canada's athlete in 1950... Unanimous winner for the 2005 Lou Marsh Award, the prize given to Canada's top athlete... Hosted the inaugural Steve Nash Foundation Charity Classic on July 29, 2005 and all proceeds went towards establishing an all-access, all kids basketball center in the Greater Toronto area... Will appear in photo ads for the recently launched Make Poverty History, a global campaign against poverty... In August 2005, was named to the new Athlete Advisory Board of the Olympic Spirit Toronto, which has the world's first and only Olympic Discovery Center... Recently partnered with Canadian-based computer manufacturer MDG Computers, Inc., and will appear in various TV, radio and print advertisements... Is the sponsor of the Steve Nash Youth Basketball League in British Columbia that has grown to over 10,000 participants... Grew up in Victoria, British Columbia and played hockey, lacrosse and soccer... Is an avid fan of English soccer, his favorite club is Tottenham... His father, John, played professional soccer in South Africa and England... Brother Martin, plays professional soccer and formerly played first division in England and for the Canadian National Team... Subject of the book "Long Shot: Steve Nash's "Journey to the NBA", by Jeff Rudd... Was named Canada Games honorary chairperson... Averaged 21.3 points and 11.2 assists and 9.1 rebounds as a senior at St. Michaels University High in Victoria, British Columbia.

## NBA REGULAR SEASON STATS

SEA	TEAM	G	MIN	FIELD GOALS		FREE THROWS		REBOUNDS		AST	STL	BLK	TO	PTS	-- AVERAGES --		
				FGM-FGA	PCT	FTM-FTA	PCT	OR-DR	TOT						RPG	APG	PPG
96-97	PHOENIX	65	684	74-175	.423	42-51	.824	16-47	63	138	20	0	63	213	1.0	2.1	3.3
97-98	PHOENIX	76	1664	268-584	.459	74-86	.860	32-128	160	262	63	4	98	691	2.1	3.4	9.1
98-99	DALLAS	40	1269	114-314	.363	38-46	.826	32-82	114	219	37	2	83	315	2.9	5.5	7.9
99-00	DALLAS	56	1532	173-363	.477	75-85	.882	34-87	121	272	37	3	102	481	2.2	4.9	8.6
00-01	DALLAS	70	2387	386-792	.487	231-258	.895	46-177	223	509	72	5	205	1092	3.2	7.3	15.6
01-02	DALLAS	82	2837	525-1088	.483	260-293	.887	50-204	254	634	53	4	229	1466	3.1	7.7	17.9
02-03	DALLAS	82	2711	518-1114	.465	308-339	.909	63-171	234	598	85	6	192	1455	2.9	7.3	17.7
03-04	DALLAS	78	2612	397-845	.470	230-251	.916	59-173	232	687	67	8	209	1128	3.0	8.8	14.5
04-05	PHOENIX	75	2573	430-857	.502	211-228	.887	57-192	249	861	74	6	245	1165	3.3	11.5	15.5
05-06	PHOENIX	79	2796	541-1056	.512	257-279	.921	47-286	333	826	61	12	276	1489	4.2	10.5	18.8
<b>CAREER TOTALS</b>		<b>703</b>	<b>21065</b>	<b>3426-7188</b>	<b>.477</b>	<b>1726-1926</b>	<b>.896</b>	<b>436-1547</b>	<b>1983</b>	<b>5006</b>	<b>569</b>	<b>50</b>	<b>1702</b>	<b>9495</b>	<b>2.8</b>	<b>7.2</b>	<b>13.5</b>

**THREE-POINT FIELD GOALS:** 1996-97, 23-55 (.418). 1997-98, 81-195 (.415). 1998-99, 49-131 (.374). 1999-00, 60-149 (.403). 2000-01, 89-219 (.406). 2001-02, 156-343 (.455). 2002-03, 111-269 (.413). 2003-04, 104-257 (.405). 2004-05, 94-218 (.431). 2005-06, 150-342 (.492). **TOTALS: 917-2178 (.421).**

**PERSONAL FOULS-DQS:** 1996-97, 92-1. 1997-98, 145-1. 1998-99, 98-2. 1999-00, 122-1. 2000-01, 158-0. 2001-02, 164-0. 2002-03, 134-0. 2003-04, 139-0. 2004-05, 136-0. 2005-06, 120-1. **TOTALS: 1308-6.**

## NBA PLAYOFFS STATS

SEA	TEAM	G	MIN	FIELD GOALS		FREE THROWS		REBOUNDS		AST	STL	BLK	TO	PTS	-- AVERAGES --		
				FGM-FGA	PCT	FTM-FTA	PCT	OR-DR	TOT						RPG	APG	PPG
96-97	PHOENIX	4	15	2-9	.222	0-0	...	1-0	1	1	1	1	2	5	0.3	0.3	1.3
97-98	PHOENIX	4	51	8-18	.444	5-8	.625	2-8	10	7	2	0	3	22	2.5	1.8	5.5
00-01	DALLAS	10	370	45-108	.417	30-34	.882	6-26	32	64	6	1	25	136	3.2	6.4	13.6
01-02	DALLAS	8	323	51-118	.432	34-35	.971	7-25	32	70	4	0	30	156	4.0	8.8	19.5
02-03	DALLAS	20	729	115-257	.447	55-63	.873	15-55	70	145	17	1	51	322	3.5	7.3	16.1
03-04	DALLAS	5	197	27-70	.386	8-9	.889	6-20	26	45	4	0	12	68	5.2	9.0	13.6
04-05	PHOENIX	15	610	140-269	.520	57-62	.919	9-63	72	170	14	3	70	358	3.8	11.3	23.9
<b>TOTALS</b>		<b>66</b>	<b>2295</b>	<b>388-849</b>	<b>.457</b>	<b>189-211</b>	<b>.896</b>	<b>46-197</b>	<b>243</b>	<b>502</b>	<b>48</b>	<b>6</b>	<b>193</b>	<b>1067</b>	<b>3.7</b>	<b>7.6</b>	<b>16.2</b>

**THREE-POINT FIELD GOALS:** 1996-97, 1-4 (.250). 1997-98, 1-5 (.200). 2000-01, 16-39 (.410). 2001-02, 20-45 (.444). 2002-03, 37-76 (.487). 2003-04, 6-16 (.375). 2004-05, 21-54 (.389).

**TOTALS: 102-239 (.427).**

**PERSONAL FOULS-DQ:** 1996-97, 5-0. 1997-98, 7-0. 2000-01, 19-0. 2001-02, 20-0. 2002-03, 47-0. 2003-04, 14-0. 2004-05, 36-0 **TOTALS: 148-0.**

## SHOOTING STAR

Suns guard Steve Nash is only the fourth player in NBA history to shoot at least 50 percent or better from the field (career-high .512), 40 percent or better from behind the arc (.439) and 90 percent from the charity stripe (career-high and 2005-06 NBA-best .921), and meet all the statistical minimums (300 field goals made, 55 three-point field goals made, 125 free throws made)... The only players to do that are Reggie Miller (1993-94 with Indiana), Mark Price (1988-89 with Cleveland) and Larry Bird (1986-87 and 1987-88 with Boston)... Former Suns player Steve Kerr also did it with Chicago in 1995-96, but did not meet all the statistical minimums to qualify... The NBA did not implement the three-point shot until the 1979-80 season.

### ONLY NBA PLAYERS TO SHOOT AT LEAST 50 FROM THE FIELD, 40 % FROM THREE-POINT RANGE, 90% FROM FREE THROW STRIPE\*

Player	Season	Team	FG%	3FG%	FT%
Larry Bird	1986-87	Boston Celtics	.525	.400	.910
	1987-88	Boston Celtics	.527	.414	.916
Mark Price	1988-89	Cleveland Cavaliers	.526	.441	.901
Reggie Miller	1993-94	Indiana Pacers	.503	.421	.908
<b>Steve Nash</b>	<b>2005-06</b>	<b>Phoenix Suns</b>	<b>.512</b>	<b>.439</b>	<b>.921</b>

\* Must qualify for the league minimums (300 FGM, 50 3FGM, 125 FTM)

# STEVE NASH - STATS

GAME	MIN	FGM-FGA	FG%	3-POINT		FTM-FTA	FT%	REBOUNDS		AST	PF	STL	TO	BLK	PTS
				FGM-FGA	FG%			OFF-DEF	TOT						
N1 DALLAS	45	11-25	.440	2-5	.400	6-6	1.000	2-6	8	9	5	1	6	0	30
N3 @LA Lakers	35	2-9	.222	1-4	.250	7-7	1.000	0-6	6	17	3	4	4	0	12
N5 @ Utah	33	4-12	.333	0-3	.000	6-6	1.000	0-1	1	11	1	1	4	1	14
N6 SACRAMENTO	31	7-12	.583	2-3	.667	2-2	1.000	0-1	1	13	5	0	4	0	18
N10 DETROIT	34	6-17	.353	1-4	.250	2-5	1.000	0-0	0	8	0	0	6	0	18
N12 GOLDEN STATE	37	7-14	.500	0-2	.000	4-4	1.000	0-2	2	10	1	3	2	0	18
N16 MEMPHIS	37	6-11	.545	3-6	.500	2-2	1.000	0-1	1	13	0	3	4	1	17
N18 UTAH	31	3-8	.375	0-2	.000	0-0	.000	0-4	4	10	1	0	4	0	6
N19 @ San Antonio	39	5-14	.357	0-3	.000	4-4	1.000	2-6	8	10	2	0	6	0	14
N22TORONTO	42	9-19	.474	1-4	.250	4-4	1.000	0-6	6	9	0	0	8	0	23
N23 @ Houston	37	6-12	.500	1-3	.333	2-3	.667	1-1	2	14	0	1	4	0	15
N25 NEW JERSEY	39	11-18	.611	1-3	.333	4-4	1.000	0-3	3	6	0	1	1	0	27
N30 INDIANA	34	10-15	.667	7-8	.875	4-4	1.000	0-8	8	9	0	0	4	0	31
D2 DENVER	38	9-14	.643	1-2	.500	2-3	.667	0-3	3	10	3	1	7	0	21
D4 ATLANTA	27	3-8	.375	1-3	.333	2-4	.750	2-2	4	7	3	2	3	0	10
D6 PORTLAND	30	5-9	.556	2-5	.400	2-2	1.000	3-5	5	12	1	0	2	1	14
D7 @ Golden State	39	9-19	.474	0-4	.000	10-10	1.000	0-2	2	14	2	2	4	0	28
D9 NEW YORK	36	7-14	.500	3-4	.750	2-2	1.000	0-4	4	9	1	0	2	0	19
D10 LA Clippers	35	5-12	.417	0-1	.000	6-6	1.000	1-3	4	11	2	0	3	0	16
D12 NEW ORLEANS	37	5-13	.385	3-5	.600	1-1	1.000	0-2	2	16	0	1	6	1	14
D14 @ Dallas	40	6-18	.333	1-3	.333	7-7	1.000	0-3	3	5	3	0	1	0	20
D16 @ New Orleans	39	8-20	.400	1-6	.167	1-1	1.000	0-7	7	9	0	0	4	0	18
D17 @ Memphis	40	7-10	.700	5-6	.833	0-0	.000	1-6	7	6	3	0	6	0	19
D20 SEATTLE	27	2-9	.222	1-5	.200	0-0	.000	1-4	5	5	1	1	2	0	5
D23 WASHINGTON	36	8-17	.471	4-8	.500	7-9	.778	1-3	4	9	1	0	2	0	27
D26 @ Minnesota	42	9-15	.600	2-6	.333	4-4	1.000	1-5	6	12	0	0	6	1	24
D28 @ Washington	41	6-13	.462	0-3	.000	7-7	1.000	1-3	4	16	2	1	0	0	19
D30 @ Charlotte	39	7-13	.538	0-2	.000	10-11	.909	1-4	5	13	3	4	0	0	24
D31 @ Chicago	42	4-10	.400	0-2	.000	6-6	1.000	0-8	8	10	1	1	2	0	14
J2 @ New York	55	10-25	.400	3-13	.231	5-6	.833	2-3	5	22	5	1	4	0	28
J4 PHILADELPHIA	29	11-15	.733	1-3	.333	1-1	1.000	0-4	4	6	1	1	3	0	24
J6 MIAMI	35	3-6	.500	3-4	.750	2-2	1.000	0-3	3	19	0	0	3	0	11
J7 SAN ANTONIO	40	8-14	.571	2-2	1.000	4-6	.667	0-3	3	10	2	2	6	0	22
J10 @ Denver	53	10-21	.476	5-11	.455	1-1	1.000	2-2	4	13	6	1	7	0	26
J12 GOLDEN STATE	39	7-12	.583	4-6	.667	2-2	1.000	0-7	7	16	1	0	7	0	20
J14 CLEVELAND	36	6-13	.462	3-4	.750	2-6	.333	1-2	3	15	0	1	0	0	20
J17 @ Sacramento	28	2-8	.250	1-2	.500	2-2	1.000	0-4	4	8	3	0	5	0	7
J18 @ LA Clippers	39	6-15	.400	3-4	.750	2-5	.400	0-2	2	18	3	0	4	0	20
J20 LA LAKERS	36	5-11	.455	2-4	.500	2-5	1.000	0-9	9	12	0	1	4	0	17
J22 SEATTLE	49	12-20	.600	2-5	.400	2-2	1.000	1-7	7	16	3	1	5	1	28
J24 @ Orlando	37	8-15	.533	4-8	.500	2-5	.400	1-2	2	12	3	0	0	0	22
J26 @ Miami	38	7-16	.438	4-6	.667	2-3	1.000	1-5	6	14	3	1	5	0	21
J27 @ Atlanta	34	10-18	.556	2-5	.400	0-0	.000	1-7	8	9	1	2	0	0	22
J29 @ Cleveland	39	10-21	.476	2-6	.333	2-2	1.000	0-5	5	9	0	1	2	0	24
J31 @ Philadelphia	31	6-9	.667	2-3	.667	2-2	1.000	0-2	2	8	0	1	3	0	17
F1 @ Boston	37	5-13	.385	1-5	.200	2-2	1.000	2-2	4	8	0	0	0	0	13
F4 CHICAGO	30	7-10	.700	2-4	.500	2-6	.333	0-3	3	7	2	0	2	0	21
F6 MINNESOTA	37	10-19	.526	0-4	.000	11-11	1.000	0-6	6	6	1	1	5	0	31
F8 MEMPHIS	40	5-8	.625	0-0	.000	4-5	.800	0-7	7	10	4	1	3	0	14
F10 SACRAMENTO	35	8-15	.533	2-3	.667	6-6	1.000	0-1	1	13	1	1	4	0	24
F15 @ Denver	30	8-14	.571	2-4	.500	1-1	1.000	1-5	6	12	2	2	3	0	19
F16 HOUSTON	30	9-10	.900	2-2	1.000	1-2	.500	2-4	6	6	0	2	2	0	21
F22 BOSTON	36	2-13	.154	1-5	.200	4-4	1.000	0-2	2	4	1	0	1	0	9
F25 CHARLOTTE	36	10-21	.476	3-8	.375	6-6	1.000	0-2	2	8	0	0	5	0	29
F27 @ Houston	35	9-13	.692	1-2	.500	4-5	.800	0-3	3	10	1	0	0	0	23
M1 MILWAUKEE	35	9-14	.643	0-4	.000	5-5	1.000	1-3	4	13	2	0	3	0	23
M3 ORLANDO	35	5-8	.625	1-2	.500	7-7	1.000	2-4	6	13	3	0	6	1	18
M5 @ Dallas	35	9-15	.600	2-4	.500	5-5	1.000	1-2	3	11	1	0	6	0	25
M6 @ New Orleans	26	5-11	.455	1-5	.200	1-2	.500	1-1	2	7	0	2	2	0	12
M11 MINNESOTA	38	12-18	.667	3-4	.750	4-4	1.000	0-2	2	11	0	0	2	0	31
M12 @ Portland	37	5-9	.556	2-4	.500	1-2	.500	1-6	7	16	1	0	3	0	13
M14 @ Seattle	34	10-16	.625	1-3	.333	2-2	1.000	1-2	3	8	1	1	2	1	23
M15 @ LA CLIPPERS	29	9-11	.818	6-8	.750	1-1	1.000	0-3	3	12	0	0	1	0	25
M17 @ San Antonio	35	13-22	.591	0-1	.000	4-4	1.000	0-4	4	6	1	0	2	0	30
M21 @ Utah	36	8-12	.667	2-3	.667	2-3	.667	0-6	6	10	1	2	2	0	20
M23 PORTLAND	27	6-9	.667	2-4	.500	1-1	1.000	0-1	1	5	1	0	4	0	15
M25 DENVER	33	6-15	.400	5-11	.455	4-4	1.000	2-4	6	6	3	0	3	1	21
M27 @ New Jersey	26	0-5	.000	0-1	.000	0-0	.000	0-3	3	5	2	0	2	0	0
M28 @ Milwaukee	32	9-10	.900	3-3	1.000	2-2	1.000	0-2	2	7	0	0	5	0	23
M30 @ Indiana	35	6-9	.667	1-4	.250	2-2	1.000	0-8	8	13	3	0	4	0	15
M31 @ Toronto	34	7-12	.583	5-6	.833	1-1	1.000	0-3	3	10	0	1	2	0	20
A2 @ Detroit	36	4-11	.364	1-5	.200	4-4	1.000	0-2	2	9	1	0	0	0	13
A5 LA CLIPPERS	32	4-11	.364	1-4	.250	0-1	.000	0-3	3	9	0	1	5	0	9
A7 LA LAKERS	34	10-17	.588	3-8	.375	2-2	1.000	0-1	1	8	1	1	4	0	25
A9 @ Seattle	31	5-10	.500	3-6	.500	0-0	.000	1-3	4	11	0	1	1	0	13
A11 @ Sacramento	30	6-14	.429	1-5	.200	0-0	.000	1-3	4	13	4	1	2	0	13
A13 DALLAS	30	3-9	.333	0-2	.000	0-0	.000	1-4	5	13	0	1	2	0	6
DNP on A14 (Coach's Decision)															
DNP on A16 (Right Thigh Contusion)															
A17 NEW ORLEANS	25	4-7	.571	3-3	1.000	1-2	.500	0-2	2	6	2	1	4	0	12
A19 @ Portland	30	5-6	.833	4-4	1.000	2-2	1.000	4-6	10	12	1	2	3	0	16
SEASON	2796	541-1056	.512	150-342	.439	257-279	.921	47-286	333	826	120	61	276	12	1489

**GAMES PLAYED - 79**  
**GAMES STARTED - 79**

NO	PLAYER	SINGLE GAME HIGHS								AVERAGE PER GAME					
		MIN	REB	AST	STL	TO	BLK	PTS	MIN	REB	AST	STL	TO	BLK	PTS
13	Nash, S.	55	10	22	4	8	2	31	35.4	4.2	10.5	0.77	3.5	0.15	18.8

## PLAYOFF CAREER HIGHS

Mins	. . . . . 51, Dal. at Sac. (5/10/03)	3FGA	10, (2 times) Dal. at Sac. (5/10/03)	Assts	. . . . . 17, Phx. at Dal. (5/13/05)
FGM	. . . . . 20, Phx. at Dal. (5/15/05)	FTM	. . . . . 15, Dal. vs. Sac. (5/13/03)	Stls	. . . 3, (3 times) Phx. at Dal. (5/15/05)
FGA	. . . . . 28, Phx. at Dal. (5/15/05)	FTA	. . . . . 16, Dal. vs. Sac. (5/13/03)	Blks	. 1, (6 times) Phx. vs. S.A. (5/22/05)
3FGM	. 5, (4 times) Phx. at Dal. (5/20/05)	Rebs	. . . . . 13, Phx. vs. Dal. (5/18/05)	Pts	. . . . . 48, Phx. at Dallas (5/15/05)



# AMARÉ STOUDEMIRE #32

**4TH SEASON • CYPRESS CREEK H.S. (FLA) • F/C • 6-10 • 245**  
**PLAYOFF EXPERIENCE: 2 YEARS, 21 GAMES**

**2005-06 REGULAR SEASON:** Underwent successful left knee microfracture surgery on Oct. 11 and was inactive for the club's first 66 games... Averaged 8.7 points, 5.3 rebounds and 1.00 blocks in 16.8 minutes in three games, but did not play after March 27 and will not return this season... Underwent arthroscopic surgery on his right knee on April 5 to remove debris caused by wear and tear of the knee cap... Returned to the active roster on March 22 and made season debut on March 23 vs. Portland and responded with a team-high tying 20 points, team-high tying nine rebounds and two blocks in only 19 minutes.... Held scoreless for only the second time in his NBA career (other, Nov. 22, 2002, 10th NBA game) in final game played at New Jersey on March 27... Along with teammate Shawn Marion, was one of 23 players named to the USA Basketball Men's Senior National Team Program on March 5.

**2004-05 REGULAR SEASON:** Earned Second Team All-NBA honors in only his third NBA season and was a first-time All-Star selection in 2005... Averaged 26.0 points (5th), 8.9 rebounds (17th), 1.63 blocks (20th), .559 field goal percentage (2nd) in 36.1 minutes (T38th) in 80 games... Was only NBA player ranked in top 10 in points and field goal percentage... Had highest scoring average by a Suns player since Tom Chambers averaged a franchise-best 27.2 points in 1989-90... Fourteen of his top 15 career scoring efforts came in 2004-05... Scored 20-plus points 62 times, 30-plus points 29 times, 40-plus points six times, 50 or more points once... Led team in scoring 48 times... Had 27 double-doubles... Became the then sixth-youngest player in NBA history (22 years, 47 days) and only the fourth player in Suns history to score 50 or more points in the regular season with 50 points (20-27 FG, 10-17 FT) vs. Portland on Jan. 2... The 20 field goals made were an NBA season high... Broke Connie Hawkins' single season franchise record for free throws made (583) and free throws attempted (795)... Had highest scoring average by a third-year player since Vince Carter averaged 27.6 points in 2000-01... Won NBA Western Conference Player of the Month for April and NBA Western Conference Player of the Week for Nov. 15-21 and Dec. 6-12... Blocked at least one shot in 65 of 80 games played, including season-high five blocks vs. Toronto on Dec. 26 and at New York on Jan. 25... Hauled in a season-high 19 rebounds at Memphis on Feb. 1, his most boards since grabbing a career-high 21 as a rookie vs. Memphis on Jan. 10, 2003... Became the first Suns' frontcourt player since Charles Barkley in 1995-96 to record four consecutive 30-point games from Nov. 16-21... Recorded second-highest point total of career with 44 points vs. San Antonio on March 9, finishing the season series vs. the Spurs averaging 38.7 points in three contests... Suns exercised fourth-year option on his contract to extend his contract through the 2005-06 season on Oct. 27... Averaged 29.9 points in 15 playoff games, the highest scoring average ever for a Suns player in a single postseason... Broke Kareem Abdul-Jabbar's record for highest scoring average (34.2, 1970) ever for a player in his first conference finals by averaging 37.0 points in conference finals vs. San Antonio... Joined Charles Barkley (1993) as the only Suns player to score 40 or more points three times in a single postseason and scored a playoff career-high 42 points in Game 5 of conference finals vs. San Antonio on June 1.

**CAREER NOTES:** Earned a bronze medal as a member of Team USA along with Suns forward Shawn Marion at the 2004 Olympics in Athens... In sophomore season averaged team-leading 20.6 points, 9.0 rebounds, 1.6 blocks, 1.2 steals, .475 FG (T-25th in NBA) in 36.8 minutes in 2003-04, all above rookie averages... Would have ranked 15th in scoring, tied for 15th in rebounding and 19th in blocks, but did not play in the minimum number of games required to qualify for inclusion due to left ankle, big toe injury... Led the Suns in scoring in 11 consecutive games (Feb. 7-March 6, 2004), tied for the second-longest streak in franchise history (12-Charlie Scott, 1974-75 and 11-Charles Barkley, 1994-95)... Set got milk? Rookie Challenge record with 36 points on Feb. 13 at 2004 All-Star Weekend in Los Angeles (prev. 31 by Kobe Bryant, 1997 and Jason Richardson, 2003)... Tied franchise record with 10 blocks vs. Utah on Feb. 7, 2004... Became the Suns' youngest starter on opening night (20 years old, 11 months) at San Antonio on Oct. 28, 2003... Captured the 2002-03 'got milk' NBA Rookie of the Year award after ranking first among NBA first-year players in rebounding (8.8), free throws made (320) and attempted (484) and second in scoring (13.5), blocks (1.06) and minutes (31.3) in 2002-03... Became the then youngest winner (20) and the third Suns player to win the honor, along with Walter Davis in 1977-78 and Alvan Adams in 1975-76... Was the first ROY to come directly out of high school... Was the second-youngest player drafted by the Suns in club history (19 years, 7 months, 10 days), behind only Stephen Jackson (19 years, 2 months, 20 days) in 1997... Was the Suns' ninth early entry pick in club history and the fifth-straight underclassman selected by the team (Casey Jacobsen was drafted as an early entry candidate to make it 10 total early entry picks and six in a row)... Was only the third ROY since 1964-65 to be chosen after the seventh pick (New York's 18th selection Mark Jackson, 1987-88 and Golden State's 11th selection Jamaal Wilkes, 1974-75)... Was only the fourth ROY (Mike Miller, Tim Duncan, Chris Webber) in previous 13 seasons to win the award and reach the postseason... Stoudemire and Houston's Yao Ming were the only unanimous selections to the NBA All-Rookie First Team... Participated in the Rookie Challenge (18 points, seven rebounds) and Slam Dunk contest on All-Star Saturday in Atlanta... Named NBA Western Conference Rookie of the Month for April 2003 and January 2003, the Suns first monthly winner since April 1988 (Kevin Johnson)... Exploded for then career-high 38 points at Minnesota on Dec. 30, 2002... The point total was two short of the Suns rookie record (W.Davis, 40, Jan. 5, 1978) and he added 14 rebounds... Grabbed Suns rookie record 21 rebounds (eight offensive, 16 in second half) vs. Memphis on Jan. 10, 2003, the first 20-rebound game by a Sun since Jan. 9, 1996 when A.C. Green had 20 vs. L.A. Clippers and the most rebounds by a Sun since March 24, 1995 when Charles Barkley had 26 vs. Houston... In NBA debut at Seattle on Oct. 28, 2002 had 10 points, six rebounds in 20 minutes.

**PERSONAL:** Full name is Amaré Carsares Stoudemire... Name is pronounced AH-mahr-AY... His father passed away when he was 12 years old... The son of Carrie Stoudemire, he has two brothers, Hazell, Jr. and Marwan and one sister D.D... Wears size 16 shoe... In April 2005, he became the first Suns player on a Sports Illustrated cover since 1994 (Barkley) when he appeared on the NBA Playoffs preview with Miami Heat center Shaquille O'Neal... Just hours before the final session of his second annual youth basketball camp at Desert Ridge High School in Mesa, he joined Suns Managing Partner Robert Sarver some 3,000 miles away to ring The Opening Bell at the New York Stock Exchange on June 30, 2005... Made a cameo appearance on the season finale of the NBA hit reality series The Apprentice, which aired on December 2004, and met millionaire host Donald Trump during a charity basketball game... Nicknamed STAT (Standing Tall and Talented) and has that name tattooed on his right arm... Did not start playing basketball until he was 14 years old... Also played football and baseball in high school... Had LASIK surgery at the Schwartz Laser Eye Center in Scottsdale to correct a vision problem in May 2003... Was the winner in Wheel of Fortune's NBA Week in 2003 and donated money to the Boys and Girls Club... Featured on the cover of Sony Playstation 2's video game NBA '06... A fan of G.I. Joe as a kid, Stoudemire was recently immortalized with his own action figure, by McFarlane's Sports Pick.

# AMARÉ STOUDEMIRE - STATS

GAME	MIN	FGM-FGA	FG%	3-POINT		FTM-FTA	FT%	REBOUNDS		AST	PF	STL	TO	BLK	PTS
				FGM-FGA	FG%			OFF-DEF	TOT						
<i>Left Knee Microfracture Surgery on 011</i>															
<i>Inactive 66 games from N1-M21 (Left Knee Surgery)</i>															
M23 PORTLAND	19	7-14	.500	0-0	.000	6-7	.857	5-4	9	0	1	0	0	2	20
M25 DENVER	17	2-7	.286	0-0	.000	2-2	1.000	1-4	5	2	0	0	0	1	6
M27 @ New Jersey	14	0-6	.000	0-1	.000	0-0	.000	0-2	2	0	3	1	1	0	0
<i>DNP (Sore Right Knee/Right Knee Surgery) on M28-A19</i>															
SEASON	50	9-27	.333	0-1	.000	8-9	.889	6-10	16	2	4	1	1	3	26

GAMES PLAYED - 3  
GAMES STARTED - 3

NO	PLAYER	SINGLE GAME HIGHS							AVERAGE PER GAME						
		MIN	REB	AST	STL	TO	BLK	PTS	MIN	REB	AST	STL	TO	BLK	PTS
32	Stoudemire, A.	19	9	2	1	1	2	20	16.7	5.3	0.7	0.33	0.3	1.00	8.7

SEA	TEAM	G	MIN	FIELD GOALS		FREE THROWS		REBOUNDS		AST	STL	BLK	TO	PTS	-- AVERAGES --		
				FGM-FGA	PCT	FTM-FTA	PCT	OR-DR	TOT						RPG	APG	PPG
02-03	PHOENIX	82	2570	392-830	.472	320-484	.661	250-471	721	78	62	87	189	1106	8.8	1.0	13.5
03-04	PHOENIX	55	2025	411-865	.475	310-435	.713	157-339	496	78	64	89	177	1133	9.0	1.4	20.6
04-05	PHOENIX	80	2889	747-1336	.559	583-795	.733	219-494	713	131	77	130	189	2080	8.9	1.6	26.0
05-06	PHOENIX	3	50	9-27	.333	8-9	.889	6-10	16	2	1	3	1	26	5.3	0.7	8.7
<b>TOTALS</b>		<b>220</b>	<b>7534</b>	<b>1559-3058</b>	<b>.510</b>	<b>1221-1723</b>	<b>.709</b>	<b>632-1314</b>	<b>1946</b>	<b>289</b>	<b>204</b>	<b>309</b>	<b>556</b>	<b>4345</b>	<b>8.8</b>	<b>1.3</b>	<b>19.8</b>


THREE-POINT FIELD GOALS: 2002-03, 2-10 (.200). 2003-04, 1-5 (.200). 2004-05, 3-16 (.188). 2005-06, 0-1 (.000). TOTALS: 6-32 (.188).

PERSONAL FOULS-DQS: 2002-03, 269-3. 2003-04, 188-5. 2004-05, 278-5. 2005-06, 4-0. TOTALS: 439-13.

SEA	TEAM	G	MIN	FIELD GOALS		FREE THROWS		REBOUNDS		AST	STL	BLK	TO	PTS	-- AVERAGES --		
				FGM-FGA	PCT	FTM-FTA	PCT	OR-DR	TOT						RPG	APG	PPG
02-03	PHOENIX	6	203	34-65	.523	16-28	.571	16-31	47	7	10	9	19	85	7.8	1.2	14.2
04-05	PHOENIX	15	601	153-284	.559	143-183	.781	60-100	160	18	10	30	47	449	10.7	1.2	29.9
<b>TOTALS</b>		<b>21</b>	<b>804</b>	<b>187-349</b>	<b>.536</b>	<b>159-211</b>	<b>.754</b>	<b>76-131</b>	<b>207</b>	<b>25</b>	<b>20</b>	<b>39</b>	<b>66</b>	<b>534</b>	<b>9.9</b>	<b>1.2</b>	<b>25.4</b>

THREE-POINT FIELD GOALS: 2002-03, 1-1 (1.000). 2004-05, 0-3 (.000). TOTALS: 1-4 (.250).

PERSONAL FOULS-DQS: 2002-03, 28-1. 2004-05, 59-1. TOTALS: 87-2.



# KURT THOMAS #40

**11TH SEASON • TEXAS CHRISTIAN • C • 6-9 • 235**  
**PLAYOFF EXPERIENCE: 5 YEARS, 48 GAMES**

**2005-06 REGULAR SEASON:** In 11th NBA season and first with Phoenix, averaged 8.6 points and 7.5 rebounds in 53 games (50 starts), his fifth consecutive season averaging at least eight points and seven rebounds... After playing in the club's first 53 games, missed the final 29 games (inactive 26 games) due to a stress fracture in his right foot and is not expected to return until the Western Conference Semifinals, at the earliest... His scoring average dipped below double figures for the first time since 1999-2000... Scored in double figures 24 times, including season-high 18 points vs. Washington on Dec. 23... Ranked fourth on the club with eight double-doubles... Notched first double-double as a Sun with 16 points and 16 rebounds vs. Denver on Dec. 2... Had 11 points, 12 rebounds and a season-high five blocks in a double-overtime loss vs. Seattle on Jan. 22... Grabbed 10-plus rebounds 13 times, including a season-high 19 rebounds vs. New Jersey on Nov. 25, becoming the first Suns player other than Shawn Marion to lead the team in rebounding in the team's first 12 games... Acquired from New York on June 28, 2005 along with the draft rights to Dijon Thompson (54th overall) for Quentin Richardson and the draft rights to Nate Robinson (21st overall).

**CAREER PLAYOFFS:** Is making his sixth playoff appearance, first with Phoenix... Was a member of the New York Knicks' 1999 Eastern Conference Championship team... Averaged 13.7 points and 11.3 rebounds on .479 shooting over his last two postseasons in nine games (2001, 2004)... Has averaged 6.5 points and 5.8 rebounds in 48 career playoff games with Miami and New York.

**CAREER NOTES:** Originally selected by the Miami Heat with the 10th pick in the 1995 NBA Draft, owns career averages of 10.6 points, 7.6 rebounds and 1.3 assists in 680 games (513 starts) in 11 seasons with four teams (Miami, Dallas, New York, Phoenix)... Has improved with experience, averaging 11.8 points and 8.4 rebounds in 453 games over the last six seasons after averaging 8.2 points and 6.0 rebounds in 227 games in his first five seasons... Has averaged in double figures in points in five of the last six seasons, including a career-high 14.0 points in 2002-03... In final NBA season with New York, averaged a double-double for the first time in his career, recording 11.5 points and a career-high 10.4 rebounds (tied for sixth in the NBA) in 80 games in 2004-05... A durable performer, Thomas missed just seven games due to injury-illness in seven seasons with New York (three in 2000-01, one in 2002-03, one in 2003-04, two in 2004-05) after being plagued by injuries early in his career with Miami and Dallas... Finished the 2004-05 season in 21st place on the all-time Knicks career scoring list with 5,930 points, ninth with 4,183 rebounds and fourth with 463 blocked shots... Owns three career 30+ scoring games and one 20-20 game (29 points, 20 rebounds vs. Milwaukee, March 5, 2002)... Shot just .695 from the free-throw line in first five pro seasons, but has shot .802 (772-962) in last six... Has ranked in NBA Top 25 in rebounding in four of the last five seasons (2001-05)... Poured in a career-high 33 points twice, at Indiana on Nov. 8, 2002 and at Cleveland on March 17, 2002... Named NBA Eastern Conference Player of the Week on March 10, 2002, the first Knick to win an NBA monthly or weekly award since Ewing in 1997, with 21.0 points, 13.8 rebounds and .607 shooting over four games... Signed with the Knicks as a free agent on Jan. 22, 1999... A right ankle injury limited him to only 23 combined games in second and third NBA seasons from 1996-98... Traded to Dallas on Feb. 14, 1997 with Sasha Danilovic and Martin Muursepp for Jamal Mashburn... Scored nine points as East starter in Schick Rookie Game at San Antonio in 1996.

**PERSONAL:** Full name is Kurt Vincent Thomas... Has three daughters: Gabriella, Abigail and Isabella... Father, John, is a computer programmer for Texas Instruments and mother, Angela, works for the U.S. Postal Service in Dallas... Graduated from TCU with a psychology degree and a minor in criminal justice... All-City and All-State selection as a junior at Hillcrest High School in Dallas... Broke his ankle in his senior year and missed half the season... Enjoys reading black, female authors (favorite book is Waiting to Exhale by Terry McMillan)... One of the game's most community-minded players, expanding youth-oriented efforts both in New York and in his native Texas... Winner of the NBA Community Assist Award for June 2004... Received the 2001 "Beyond The Game" Award from the World Sports Humanitarian Hall of Fame on Dec. 11, 2001... Located in Boise, Idaho, the organization annually selects a player from pro sports who goes beyond the boundary of the court and into the community to lead by example and serve others... Rang the opening bell at the New York Stock Exchange to kick off the fifth year of the Kurt Thomas Investment Challenge on Feb. 23, 2005... Presented by Merrill Lynch, the Challenge supports New York City high school students as they participate in the Stock Market Game program, the largest stock market simulation program in the nation... Serves as spokesperson for the National Neurofibromatosis Foundation, which seeks a cure for the genetic children's disease that causes tumors to grow on the nerves... Released his second Kurt Thomas: Playing With Heart children's color book on Jan. 29, 2001... Over 5,000 copies of the book were donated to schools throughout New York City... Proceeds go to Literacy Instruction for Texas (LIFT), which Kurt has been involved with since his days at TCU.

SEA	TEAM	G	MIN	FIELD GOALS			FREE THROWS		REBOUNDS				— AVERAGES —				
				FGM-FGA	PCT	FTM-FTA	PCT	OR-DR	TOT	AST	STL	BLK	TO	PTS	RPG	APG	PPG
95-96	MIAMI	74	1655	274-547	.501	118-178	.663	122-317	439	46	47	36	9	666	5.9	0.6	9.0
96-97	MIAMI	18	374	39-105	.371	35-46	.761	31-76	107	9	12	9	2	113	5.9	0.5	6.3
97-98	DALLAS	5	73	17-45	.374	3-3	1.000	8-16	24	3	1	0	1	37	4.8	0.6	7.4
98-99	NY	50	1182	170-368	.462	66-108	.611	82-204	286	55	45	17	7	406	5.7	1.1	8.1
99-00	NY	80	1971	270-535	.505	100-128	.781	144-361	505	82	51	42	10	641	6.3	1.0	8.0
00-01	NY	77	2125	314-614	.511	171-210	.814	172-343	515	63	61	69	9	800	6.7	0.8	10.4
01-02	NY	82	2771	463-938	.494	216-265	.815	214-533	747	87	71	79	15	1143	9.1	1.1	13.9
02-03	NY	81	2577	497-1028	.483	138-184	.750	160-477	637	162	81	97	13	1134	7.9	2.0	14.0
03-04	NY	80	2548	392-829	.473	106-127	.835	145-517	662	149	56	80	13	890	8.3	1.9	11.1
04-05	NY	80	2855	424-901	.471	66-84	.786	170-661	831	160	70	79	9	960	10.4	2.0	11.5
05-06	PHOENIX	53	1411	190-391	.486	75-92	.815	102-313	415	57	23	54	57	455	7.8	1.1	8.6
<b>TOTALS</b>		<b>680</b>	<b>19542</b>	<b>3050-6301</b>	<b>.484</b>	<b>1094-1425</b>	<b>.768</b>	<b>1350-3816</b>	<b>5168</b>	<b>873</b>	<b>518</b>	<b>562</b>	<b>989</b>	<b>7201</b>	<b>7.6</b>	<b>1.3</b>	<b>10.6</b>

**THREE-POINT FIELD GOALS:** 1995-96, 0-2 (.000). 1996-97, 0-1 (.000). 1997-98, 0-0 (.000). 1998-99, 0-1 (.000). 1999-00, 1-3 (.333). 2000-01, 1-3 (.333). 2001-02, 1-6 (.167). 2002-03, 2-3 (.667). 2003-04, 0-3 (.000). 2004-05, 2-4 (.500). **TOTALS:** 7-26 (.269).

**PERSONAL FOULS-DQS:** 1995-96, 271-7. 1996-97, 67-3. 1997-98, 19-1. 1998-99, 159-3. 1999-00, 278-6. 2000-01, 287-6. 2001-02, 341-8. 2002-03, 344-12. 2003-04, 298-4. 2004-05, 310-6. 2005-06, 193-5. **TOTALS:** 2567-61.

# KURT THOMAS - STATS

GAME	MIN	FGM-FOGA		3-POINT		FTM-FTA		REBOUNDS		AST	PF	STL	TO	BLK	PTS
		FG%	FGA	FG%	FOGA	FT%	FTA	OFF-DEF	TOT						
N1 DALLAS	23	3-7	.429	0-0	.000	1-2	.500	0-3	3	1	2	0	2	0	7
N3 @LA Lakers	29	5-11	.455	0-0	.000	4-5	.800	2-7	9	1	3	0	1	2	14
N5 @ Utah	20	5-8	.625	0-0	.000	1-1	1.000	0-3	3	0	3	0	1	0	11
N6 SACRAMENTO	23	5-8	.625	0-0	.000	1-2	.500	0-2	2	1	6	0	1	2	1-
N10 DETROIT	31	5-10	.500	0-0	.000	0-0	.000	3-6	9	0	4	1	1	0	10
N12 GOLDEN STATE	17	2-10	.200	0-0	.000	0-0	.000	4-4	8	1	3	0	0	1	4
N16 MEMPHIS	27	4-9	.444	0-0	.000	1-1	1.000	1-6	7	2	3	1	0	1	9
N18 UTAH	19	1-5	.200	0-0	.000	0-0	.000	3-2	5	1	4	1	1	1	2
N19 @ San Antonio	16	3-6	.500	0-0	.000	0-0	.000	0-5	5	2	6	0	1	0	6
N22TORONTO	17	1-5	.200	0-0	.000	2-2	1.000	2-4	6	0	0	0	0	1	4
N23 @ Houston	21	2-6	.333	0-0	.000	0-0	.000	0-3	3	1	1	1	0	1	4
N25 NEW JERSEY	31	3-10	.300	0-0	.000	2-2	1.000	6-13	19	2	3	2	0	1	8
N30 INDIANA	28	4-8	.500	0-0	.000	3-4	.750	2-7	9	1	5	2	1	0	11
D2 DENVER	42	7-13	.538	0-0	.000	2-3	.667	3-13	16	1	4	0	3	4	16
D4 ATLANTA	25	4-6	.667	0-0	.000	0-0	.000	0-11	11	2	4	0	1	1	8
D6 PORTLAND	30	5-9	.556	0-0	.000	2-2	1.000	5-8	13	2	1	0	0	3	12
D7 @ Golden State	31	6-18	.333	0-0	.000	4-6	.667	8-9	17	1	4	0	2	1	16
D9 NEW YORK	26	1-6	.167	0-0	.000	0-0	.000	3-9	12	0	5	1	1	0	2
D10 LA Clippers	32	5-13	.385	0-0	.000	3-4	.750	7-10	17	2	5	1	1	1	13
D12 NEW ORLEANS	35	6-9	.667	0-0	.000	0-0	.000	1-7	8	1	2	0	1	2	12
D14 @ Dallas	31	6-7	.857	0-0	.000	0-1	.000	2-5	7	0	6	0	0	2	12
D16 @ New Orleans	33	8-10	.800	0-0	.000	0-0	.000	2-3	5	1	6	0	3	1	16
D17 @ Memphis	25	2-8	.250	0-0	.000	2-2	1.000	5-7	12	0	5	0	3	1	6
D20 SEATTLE	17	1-3	.333	0-0	.000	0-0	.000	3-2	5	0	4	0	0	1	2
D23 WASHINGTON	25	7-10	.700	0-0	.000	4-4	1.000	1-3	4	1	3	0	0	1	18
D26 @ Minnesota	16	0-2	.000	0-0	.000	0-0	.000	0-2	2	1	5	0	1	0	0
D28 @ Washington	22	4-6	.667	0-0	.000	0-1	.000	1-4	5	0	4	1	2	1	8
D30 @ Charlotte	25	4-5	.800	0-0	.000	2-2	1.000	1-11	12	4	3	2	1	1	10
D31 @ Chicago	28	4-9	.444	0-0	.000	0-0	.000	1-4	5	1	1	0	2	1	8
J2 @ New York	36	4-7	.571	0-0	.000	0-0	.000	0-8	8	1	6	1	4	2	8
J4 PHILADELPHIA	30	3-6	.500	0-0	.000	2-2	1.000	2-6	8	2	3	0	0	2	8
J6 MIAMI	23	5-7	.714	0-0	.000	3-4	.750	1-2	3	1	5	0	0	0	13
J7 SAN ANTONIO	34	4-7	.571	0-0	.000	4-4	1.000	1-6	7	1	5	1	1	1	12
J10 @ Denver	46	2-7	.286	0-0	.000	8-8	1.000	3-9	12	2	5	0	1	1	12
J12 GOLDEN STATE	34	6-9	.667	0-0	.000	3-4	.750	1-15	16	3	5	0	0	0	15
J14 CLEVELAND	35	2-8	.250	0-0	.000	1-2	.500	1-7	8	2	2	0	0	1	5
J17 @ Sacramento	25	0-3	.000	0-0	.000	0-0	.000	0-6	6	0	2	0	0	0	0
J18 @ LA Clippers	37	3-6	.500	0-0	.000	2-2	1.000	1-8	9	2	4	0	1	1	8
J20 LA LAKERS	24	5-10	.500	0-0	.000	2-3	.667	0-5	5	0	3	0	0	0	12
J22 SEATTLE	40	3-7	.429	0-0	.000	5-5	1.000	4-8	12	1	3	1	3	5	11
J24 @ Orlando	24	2-6	.333	0-0	.000	1-2	.500	4-3	7	1	3	1	2	0	5
J26 @ Miami	35	4-8	.500	0-0	.000	0-0	.000	3-5	8	2	5	0	2	1	8
J27 @ Atlanta	14	3-5	.600	0-0	.000	0-0	.000	0-2	2	1	2	1	0	1	6
J29 @ Cleveland	22	3-3	1.000	0-0	.000	1-2	.500	3-2	5	2	5	0	1	1	7
J31 @ Philadelphia	25	6-10	.600	0-0	.000	0-0	.000	1-2	3	0	4	1	1	1	12
F1 @ Boston	36	5-7	.714	0-0	.000	2-2	1.000	1-6	7	2	5	1	3	0	12
F4 CHICAGO	20	2-5	.400	0-0	.000	0-0	.000	4-2	6	0	2	0	2	0	4
F6 MINNESOTA	24	0-0	.000	0-0	.000	1-2	.500	1-4	5	0	5	0	1	0	1
F8 MEMPHIS	7	0-1	.000	0-0	.000	0-0	.000	0-2	2	0	1	0	1	0	0
F10 SACRAMENTO	22	4-8	.500	0-0	.000	4-4	1.000	3-6	9	0	5	0	1	3	12
F15 @ Denver	27	5-8	.625	0-0	.000	0-0	.000	1-8	9	3	2	0	0	0	10
F16 HOUSTON	20	3-9	.333	0-0	.000	2-2	1.000	1-5	6	0	4	3	1	0	8
F22 BOSTON	27	3-7	.429	0-0	.000	0-0	.000	0-13	13	1	2	0	2	3	6

DNP 3 Games from F25-M1 (Right Foot Stress Fracture)  
Inactive 26 Games from M3-A19 (Right Foot Stress Fracture)

SEASON53	190-391	.486	0-0	.000	75-92	.815	102-313	415	57	193	23	57	54	455
----------	---------	------	-----	------	-------	------	---------	-----	----	-----	----	----	----	-----

GAMES PLAYED - 53  
GAMES STARTED - 50

### SINGLE GAME HIGHS

NO	PLAYER	MIN	REB	AST	STL	TO	BLK	PTS	MIN	REB	AST	STL	TO	BLK	PTS
40	Thomas, K.	46	19	4	3	4	5	18	26.6	7.8	1.1	0.43	1.1	1.02	8.6

### AVERAGE PER GAME

### NBA PLAYOFFS STATS

SEA	TEAM	G	MIN	FIELD GOALS		FREE THROWS		REBOUNDS				-- AVERAGES --					
				FGM-FOGA	PCT	FTM-FTA	PCT	OR-DR	TOT	AST	STL	BLK	TO	PTS	RPG	APG	PPG
95-96	MIAMI	3	60	4-10	.400	4-4	1.000	4-12	16	3	2	1	5	12	5.3	1.0	4.0
98-99	NY	20	419	45-118	.381	16-23	.696	38-72	110	7	15	12	19	106	5.5	0.4	5.3
99-00	NY	16	251	31-61	.508	7-10	.700	18-32	50	5	3	6	14	69	3.1	0.3	4.3
00-01	NY	5	186	25-47	.532	22-31	.710	17-39	56	9	2	5	9	72	11.2	1.8	14.4
03-04	NY	4	139	21-49	.429	9-12	.750	9-37	46	6	7	3	10	51	11.5	1.5	12.8
<b>CAREER TOTALS</b>		<b>48</b>	<b>1055</b>	<b>126-285</b>	<b>.442</b>	<b>58-80</b>	<b>.725</b>	<b>86-192</b>	<b>278</b>	<b>30</b>	<b>29</b>	<b>27</b>	<b>57</b>	<b>310</b>	<b>5.8</b>	<b>0.6</b>	<b>6.5</b>

PERSONAL FOULS-DQ: 1996-97, 5-0. 1997-98, 7-0. 2000-01, 19-0. 2001-02, 20-0. 2002-03, 47-0. 2003-04, 14-0. 2004-05, 36-0 TOTALS: 148-0.

## PLAYOFF CAREER HIGHS

Mins . . . . . 43, N.Y. vs. Tor. (4/26/01)	3FGA . . . . . 0, (48 times) NY vs. NJ (4/25/04)	Assts . . . . . 5, N.Y. at Tor. (5/2/01)
FGM . . . . . 8, N.Y. at N.J. (4/20/04)	FTM . . . . . 9, N.Y. vs. Tor. (4/26/01)	Stls . . . . . 4, N.Y. at S.A. (6/16/99)
FGA . . . . . 16, N.Y. at N.J. (4/20/04)	FTA . . . . . 12, N.Y. vs. Tor. (4/26/01)	Blks . . . . . 3, N.Y. at Atlanta (5/18/99)
3FGM . . . . . 0, (48 times) NY vs. NJ (4/25/04)	Rebs . . . . . 13, N.Y. at S.A. (6/16/99)	Points . . . . . 23, N.Y. vs. Tor. (4/26/01)



# TIM THOMAS #2

**9TH SEASON • VILLANOVA • F • 6-10 • 235**  
**PLAYOFF EXPERIENCE: 5 YEARS, 33 GAMES**

**2005-06 REGULAR SEASON:** Signed as a free agent with Phoenix on March 3... Waived by Chicago on March 1 and cleared waivers 48 hours later, allowing the Suns to sign the free agent... Averaged 10.3 points and 4.5 rebounds in 29 total games with the Suns and Bulls... Averaged 11.0 points and 4.9 rebounds in 26 games in with Phoenix... Scored in double figures 15 times, 20-plus points 3 times (3-0 record)... Tallied a season-high 23 points on 10-of-11 shooting, the highest field goal percentage (.909) for an NBA non-starter with last 10 shots since Boston's Ricky Davis was 11-of-12 (.917) against Sacramento on Feb. 17, 2004... After signing less than two hours before tip-off, posted a season-high 20 points (7-13 FG, 5-8 3FG, 1-2 FT) in only 19:36 in Suns debut vs. Orlando on March 3... Entered the game having scored 13 points and made one 3-pointer for the entire season prior to stint with Phoenix... Waived by the Chicago Bulls on March 1 and cleared waivers... Averaged 4.3 points and 1.3 rebounds in 3 games with the Bulls in 2005-06 and had not played since Nov. 14 at Golden State.

**CAREER PLAYOFFS:** Is making his sixth playoff appearance after making four with Milwaukee (1999-01, 2003) and one with New York (2004)... Has upped his production in the postseason, averaging 12.8 points, 4.6 rebounds and 1.5 assists, including .458 shooting from the field and a .433 three-point field goal percentage, all higher than his career regular season averages... Owns three career 20-plus point games, all in the 2003 NBA Playoffs vs. New Jersey... Has three career postseason double-doubles... Ranks second all-time in Bucks playoff history with 39 three-point field goals made and 89 three-point field goals attempting, trailing only Ray Allen.

**CAREER NOTES:** In nine NBA seasons, has appeared in 603 career games (326 starts) and averaged 11.9 points, 4.0 rebounds and 1.4 assists with five NBA teams (Philadelphia, Milwaukee, New York, Chicago, Phoenix)... A consistent scorer, averaged double figures in scoring in eight of his first nine NBA seasons... Finished second in voting for the NBA's Sixth Man Award in 2000-01 after averaging 12.6 points, 4.1 rebounds and made a career-high 107 three field goals (14th in NBA)... Scored a career-high 39 points and tied an NBA record with eight three-point field goals made in one half at Portland on Jan. 5, 2001... Selected to the 1997-98 NBA All-Rookie Second Team, finishing ninth in scoring (11.0), 10th in shooting (.447), 10th in free-throw shooting (.740), second from behind the arc (.363)... Scored nine points and grabbed five rebounds in the 1998 Schick Rookie Game during All-Star Weekend in New York... Drafted by the New Jersey Nets in the first round (seventh overall) in the 1997 NBA Draft... Draft rights sent to Philadelphia, along with Jim Jackson, Eric Montross and the draft rights to Anthony Parker in exchange for Michael Cage, Lucious Harris, Don MacLean and the draft rights to Keith Van Horn on June 27, 1997... Traded by the Sixers to the Bucks along with Scott Williams for Tyrone Hill and Jerald Honeycutt on March 11, 1999... In a three-team deal, he was dealt to the Knicks: New York moved Keith Van Horn to Milwaukee and Michael Doleac and a 2005 second-round draft pick to Atlanta; New York obtained Nazr Mohammed from Atlanta; and Milwaukee sent Joel Przybilla to Atlanta on Feb. 15, 2004... Acquired by Chicago along with Michael Sweetney, Jermaine Jackson, two second-round picks and a conditional first-round pick, from New York in exchange for Eddy Curry and Antonio Davis on October 4, 2005.

**PERSONAL:** Full name is Timothy Mark Thomas... He and wife Naticia have two daughters Kiarra and Kennedy.. Majored in Arts and Sciences at Villanova... Nicknamed "Dog"... In his spare time, enjoys traveling and playing video games... Lists Denzel Washington as his favorite actor.... Provided tickets to Knicks games to area youths as part of Tim's Shed the Light Foundation.

### NBA REGULAR SEASON STATS

SEA	TEAM	G	MIN	FIELD GOALS		FREE THROWS		REBOUNDS		AST	STL	BLK	TO	PTS	— AVERAGES —		
				FGM-FGA	PCT	FTM-FTA	PCT	OR-DR	TOT						RPG	APG	PPG
97-98	PHIL	77	1779	306-684	.447	171-231	.740	107-181	288	90	54	17	118	845	3.7	1.2	11.0
98-99	PHIL-MIL	50	812	132-279	.473	73-112	.652	49-77	126	46	26	12	46	358	2.5	0.9	7.2
99-00	MIL	80	2093	347-753	.461	188-243	.774	100-232	332	113	59	31	129	945	4.2	1.4	11.8
00-01	MIL	76	2086	326-758	.430	195-253	.771	79-234	313	138	78	45	114	954	4.1	1.8	12.6
01-02	MIL	74	1987	316-753	.420	142-179	.793	64-236	300	105	65	32	127	869	4.1	1.4	11.7
02-03	MIL	80	2358	412-930	.443	145-186	.780	97-292	389	102	70	49	133	1066	4.9	1.3	13.3
03-04	MIL-NY	66	2089	363-813	.446	171-218	.784	64-256	320	124	64	20	116	970	4.8	1.9	14.7
04-05	NY	71	1940	315-718	.439	136-173	.786	45-192	237	110	41	17	113	851	3.3	1.5	12.0
05-06	CHI	3	32	6-16	.375	0-0	-	0-4	4	2	0	1	1	13	1.3	0.7	4.3
05-06	PHOENIX	26	634	107-246	.435	28-42	.667	22-105	127	18	16	6	32	287	4.9	0.7	11.0
<b>TOTALS</b>		<b>603</b>	<b>15809</b>	<b>2630-5950</b>	<b>.442</b>	<b>1249-1637</b>	<b>.763</b>	<b>627-1809</b>	<b>2436</b>	<b>848</b>	<b>473</b>	<b>230</b>	<b>929</b>	<b>7158</b>	<b>4.0</b>	<b>1.4</b>	<b>11.9</b>

**THREE-POINT FIELD GOALS:** 1997-98, 62-171 (.363). 1998-99, 21-68 (.309). 1999-00, 63-182 (.346). 2000-01, 107-260 (.412). 2001-02, 95-291 (.326). 2002-03, 97-265 (.366). 2003-04, 73-194 (.376). 2004-05, 85-208 (.409). 2005-06, 1-6 (.166) with Chicago, 45-105 (.429) with Phoenix. **TOTALS:** 649-1750 (.371).

**PERSONAL FOULS-DQ:** 1997-98, 185-2. 1998-99, 107-2. 1999-00, 227-3. 2000-01, 194-5. 2001-02, 200-3. 2002-03, 257-5. 2003-04, 196-4. 2004-05, 222-3. 2005-06, 77-0. **TOTALS:** 1666-27.

### NBA PLAYOFFS STATS

SEA	TEAM	G	MIN	FIELD GOALS		FREE THROWS		REBOUNDS		AST	STL	BLK	TO	PTS	— AVERAGES —		
				FGM-FGA	PCT	FTM-FTA	PCT	OR-DR	TOT						RPG	APG	PPG
98-99	MIL	3	60	8-18	.444	7-12	.583	4-8	12	1	1	1	5	23	4.0	0.3	7.7
99-00	MIL	5	142	29-59	.492	14-17	.824	6-18	24	10	1	4	1	77	4.8	2.0	15.4
00-01	MIL	18	479	64-143	.448	53-65	.815	22-59	81	29	9	10	21	203	4.5	1.6	11.3
02-03	MIL	6	191	36-78	.462	23-32	.719	8-21	29	8	3	6	8	107	4.8	1.3	17.8
03-04	NY	1	22	4-10	.400	4-5	.800	1-4	5	3	0	0	2	12	5.0	3.0	12.0
<b>TOTALS</b>		<b>33</b>	<b>894</b>	<b>141-308</b>	<b>.458</b>	<b>101-131</b>	<b>.771</b>	<b>41-110</b>	<b>151</b>	<b>51</b>	<b>14</b>	<b>21</b>	<b>37</b>	<b>422</b>	<b>4.6</b>	<b>1.5</b>	<b>12.8</b>

**THREE-POINT FIELD GOALS:** 1998-99, 0-2. 1999-00, 5-15 (.333). 2000-01, 22-51 (.431). 2002-03, 12-21 (.571). 2003-04, 0-1. **TOTALS:** 39-90 (.433).

**PERSONAL FOULS-DQ:** 1998-99, 11-0. 1999-00, 14-0. 2000-01, 52-1. 2002-03, 27-2. 2003-04, 5-0. **TOTALS:** 109-3.

# TIM THOMAS - STATS

GAME	MIN	FGM-FGA	FG%	3-POINT		FTM-FTA	FT%	REBOUNDS		AST	PF	STL	TO	BLK	PTS
				FGM-FGA	FG%			OFF-DEF	TOT						
<i>Signed with Phoenix on M3, only 2 hours before tip-off of Suns-Magic Game</i>															
M3 ORLANDO	20	7-13	.538	5-8	.625	1-2	.500	0-0	0	0	4	0	0	0	20
M5 @ Dallas	27	3-9	.333	0-3	.000	2-3	.667	1-6	7	1	1	1	1	1	8
M6 @ New Orleans	32	4-10	.400	1-3	.333	0-0	.000	0-6	6	1	4	1	0	1	9
M9 SAN ANTONIO	29	5-12	.417	0-2	.000	1-2	.500	2-6	8	0	2	0	1	0	11
M11 MINNESOTA	36	7-12	.583	3-4	.750	2-5	.400	1-3	4	1	4	0	2	0	19
M12 @ Portland	36	4-9	.444	3-6	.500	0-0	.000	2-1	3	1	5	4	1	0	11
M14 @ Seattle	20	10-11	.909	1-3	.333	2-2	1.000	1-2	3	8	1	1	2	1	23
M15 @ LA CLIPPERS	21	4-9	.444	1-6	.167	2-3	.667	1-7	8	4	5	0	3	0	11
M17 @ San Antonio	14	2-5	.400	1-1	1.000	0-0	.000	2-1	3	0	5	0	3	0	5
M21 @ Utah	20	1-6	.167	0-2	.000	4-4	1.000	1-3	4	0	2	0	0	0	6
M23 PORTLAND	21	4-6	.667	2-3	.667	5-6	.833	2-7	9	1	2	0	3	0	15
M25 DENVER	26	4-10	.400	2-4	.500	0-0	.000	0-6	6	0	4	0	2	1	10
M27 @ New Jersey	25	0-6	.000	0-1	.000	0-0	.000	2-5	7	0	2	1	2	0	0
M28 @ Milwaukee	17	4-12	.333	2-5	.400	0-1	.000	3-4	7	1	2	0	3	0	10
M30 @ Indiana	26	6-14	.429	1-6	.167	2-2	1.000	0-4	4	0	2	1	1	0	15
M31 @ Toronto	18	7-8	.875	1-1	1.000	1-1	1.000	0-2	2	3	1	0	0	0	16
A2 @ Detroit	21	2-8	.250	1-5	.200	3-4	.750	0-2	2	0	1	0	0	1	8
A5 LA CLIPPERS	26	3-10	.300	2-6	.333	0-0	.000	0-5	5	0	4	0	1	0	8
A7 LA LAKERS	13	1-6	.167	0-2	.000	0-0	.000	0-0	0	1	1	0	0	0	2
A9 @ Seattle	22	3-8	.375	1-3	.333	0-0	.000	0-4	4	1	4	1	1	1	7
A11 @ Sacramento	35	5-9	.556	3-3	1.000	0-0	.000	0-7	7	0	4	3	0	0	13
A13 DALLAS	33	8-13	.615	6-7	.857	0-0	.000	1-4	5	0	3	3	2	0	22
A14 @ Golden State	30	2-8	.250	1-4	.250	2-3	.667	1-6	7	0	1	1	0	0	7
A16 @ LA Lakers	23	2-12	.167	0-5	.000	3-6	.500	1-3	4	0	2	0	0	0	7
A17 NEW ORLEANS	23	4-9	.444	2-6	.333	0-0	.000	0-5	5	0	4	0	2	1	10
A19 @ Portland	23	4-9	.444	4-5	.800	0-0	.000	1-5	6	0	5	0	4	0	12
SEASON	634	107-246	.435	45-105	.429	28-42	.667	22-105	127	17	77	16	32	6	287

**GAMES PLAYED - 26**  
**GAMES STARTED - 10**

NO	PLAYER	SINGLE GAME HIGHS (W/PHOENIX)							AVERAGE PER GAME (W/PHOENIX)						
		MIN	REB	AST	STL	TO	BLK	PTS	MIN	REB	AST	STL	TO	BLK	PTS
2	Thomas, T.	36	9	4	4	4	1	23	24.4	4.9	0.7	0.62	1.2	0.23	11.0

## PLAYOFF CAREER HIGHS

Mins . . . . . 38, Mil. vs. N.J. (4/24/03)	3FGA . . . . . 7, Mil. vs. Phi. (5/28/01)	Assts . . . . . 4, Mil. vs. Phi. (5/28/01)
FGM . . . . . 10, Mil. at N.J. (4/19/03)	FTM . . . . . 9, Mil. at Orl. (4/28/01)	Stls . . 1, (14 times) Mil. vs. N.J. (4/26/03)
FGA . . . . . 17, Mil. vs. N.J. (4/24/03)	FTA . . . . . 10, Mil. at Orl. (4/28/01)	Blks . . 2, (7 times) Mil. vs. N.J. (5/1/03)
3FGM . . . . . 5, Mil. at N.J. (4/19/03)	Rebs . . . . . 12, Mil. at Phi. (6/3/01)	Pts . . . . . 25, Mil. at N.J. (4/19/03)



# NIKOLAZ TSKITISHVILI #15

**4TH SEASON • REPUBLIC OF GEORGIA • F • 7-0 • 225  
FIRST PLAYOFF EXPERIENCE**

**2005-06 REGULAR SEASON:** Acquired from Minnesota in exchange for the club's 2006 second-round draft pick on January 26... Is the youngest player on the Suns roster despite playing in his fourth NBA season... Averaged 2.1 points and 1.3 rebounds in 5.8 minutes in 17 games with Phoenix and Minnesota... Averaged 2.8 points and 1.7 rebounds in 7.2 minutes in 12 games with the Suns... Averaged 0.6 points and 0.4 rebounds in 2.6 minutes in five appearances with the Timberwolves prior to the trade... Posted season highs in scoring in consecutive games at Golden State on April 14 (six points, five rebounds) and at L.A. Lakers (nine points, five rebounds) on April 16... In Suns debut had two points and one rebound in four minutes vs. Chicago on Feb. 4... Made his Timberwolves debut on Dec. 21 vs. New Orleans/Oklahoma City, scoring three points in five minutes... Signed a two-year contract with Minnesota on August 9... Appeared in two games for the Wolves' summer league entry in July, pouring in 25 points and 10 rebounds in just 17 minutes on July 15 vs. Milwaukee... Fractured the third metacarpal in his right hand the next night vs. New York, and missed the final three contests.

**CAREER PLAYOFFS:** Is making his first playoff appearance in his fourth NBA season.

**CAREER NOTES:** Prior to his trade to Phoenix, averaged 3.0 points and 1.8 rebounds in 11.6 minutes in 160 NBA games (16 starts) over three and a half seasons with the Denver Nuggets, Golden State Warriors and Minnesota from 2002-06... Originally selected by the Nuggets with the fifth overall pick in the 2002 NBA Draft, four picks before the Suns nabbed Amaré Stoudemire with the ninth pick... Played in career-high 81 games (16 starts) as a rookie, posting career highs in scoring (3.9), rebounds (2.2), assists (1.1) and minutes played (16.3)... Scored in double figures eight times, including a career-high 17 points vs. the Los Angeles Lakers on Feb. 12, 2003... Nailed 37 three-pointers, the third most by a rookie in Nuggets history... In second NBA season, averaged 2.7 points and 1.6 rebounds in 39 games for Denver... Grabbed a career-high 10 rebounds on April 14, 2004 at San Antonio... Split the 2004-05 season with the Nuggets and Warriors, averaging 1.4 points and 1.2 rebounds in 6.3 minutes in 35 games... Traded by the Nuggets to Golden State on Feb. 24, 2005 along with Rodney White in exchange for Eduardo Najera, Luis Flores and a future first-round pick (from Dallas in 2007)... Appeared in 23 games with the Nuggets, posting 1.5 points and 1.3 rebounds in 6.9 minutes... Averaged 1.3 points and 1.0 rebounds in 5.2 minutes in 12 games with the Warriors... Tallied a season-high 12 points in a season-best tying 13 minutes at Golden State on Dec. 28, 2004 while with the Nuggets.

**EUROPEAN CAREER:** Prior to joining the NBA, played professionally for three seasons in Europe (one in Italy, two in Slovenia)... Was coached by current Phoenix Suns Head Coach Mike D'Antoni as an 18-year-old in 2001-02 with Italian club Benetton Treviso... Averaged 6.6 points, 1.8 rebounds and shot over 73 percent from two-point range in 11 games with Benetton Treviso... Shortly thereafter, the Nuggets selected the early entry candidate in the first round (5th overall) of the 2002 NBA Draft... Spent the 1999-2000 and 2000-01 seasons with KK Slovan in Slovenia... Averaged 8.1 points and 3.6 rebounds in 20.0 minutes for KK Slovan in 2000-01... Member of the Georgian National Team at the 1999 European Junior Championship and at the 2000 European Junior Championship qualifying round... Participated in the 2000 Slovenian All-Star Game.

**PERSONAL:** Name is pronounced (NI-ko-los) (SKEE-tish-VEE-lee)... Nickname is "Skita"... Can speak six different languages including Georgian, Russian, Slovenian, Italian, Serbian and English, where he learned it in five months while in Slovenia... A classically trained dancer and became a professional dancer on the Georgian national team at the age of nine... Performed the Georgia National Dance – a warrior dance with knives... Took up basketball at the age of 12, after growing three inches in one month... Favorite players as a kid were Kevin Garnett and Kobe Bryant... Second player from the Republic of Georgia to play in the NBA, joining Vladimir Stepania... Added 20 pounds of muscle and earned the Nuggets' Ironman award for his 2003 offseason workouts while working with current Suns Assistant Athletic Trainer/Strength and Conditioning Coach Erik Phillips, who was the Nuggets' assistant athletic trainer at the time.

## NBA REGULAR SEASON STATS

SEA	TEAM	G	MIN	FIELD GOALS		FREE THROWS		REBOUNDS			AST	STL	BLK	TO	PTS	— AVERAGES —		
				FGM-FGA	PCT	FTM-FTA	PCT	OR-DR	TOT	RPG						APG	PPG	
02-03	DEN	81	1320	115-393	.293	48-65	.738	64-117	181	91	31	29	84	315	2.2	1.1	3.9	
03-04	DEN	39	307	40-122	.328	23-29	.793	24-39	63	10	6	8	17	106	1.6	0.3	2.7	
04-05	DEN/GS	35	220	22-74	.297	4-7	.571	12-29	41	10	8	11	19	50	1.2	0.3	1.4	
05-06	MINN	5	13	1-4	.250	1-2	.500	0-2	2	0	0	0	2	3	0.4	0.0	0.6	
05-06	PHOENIX	12	86	12-33	.364	8-12	.667	9-11	20	3	1	2	4	33	1.7	0.3	2.8	
<b>TOTALS</b>		<b>172</b>	<b>1946</b>	<b>190-626</b>	<b>.304</b>	<b>84-115</b>	<b>.730</b>	<b>109-198</b>	<b>307</b>	<b>114</b>	<b>46</b>	<b>50</b>	<b>126</b>	<b>507</b>	<b>1.8</b>	<b>0.7</b>	<b>2.9</b>	

**THREE-POINT FIELD GOALS:** 2002-03, 37-152 (.243). 2003-04, 3-11 (.273). 2004-05, 2-17 (.118). 2005-06, 1-3 (.333). **TOTALS:** 43-183 (.235).

**PERSONAL FOULS-DQS:** 2002-03, 136-1. 2003-04, 50-0. 2004-05, 33-0. 2005-06, 8-0. **TOTALS:** 227-1.

# NIKOLAZ TSKITISHVILI - STATS

GAME	MIN	FGM-FGA	FG%	3-POINT		FTM-FTA	FT%	REBOUNDS		AST	PF	STL	TO	BLK	PTS
				FGM-FGA	FG%			OFF-DEF	TOT						
<i>Inactive 3 games from J26-29</i>															
<i>DNP 3 games from J30-F1 (not with team)</i>															
F4 CHICAGO	4	1-4	.250	0-0	.000	0-0	.000	1-0	1	0	1	0	1	0	2
<i>DNP 3 games from J26-29</i>															
F15 @ Denver	4	1-1	1.000	0-0	.000	0-0	.000	0-1	1	0	0	0	0	0	2
F16 HOUSTON	9	0-4	.000	0-0	.000	0-0	.000	1-0	1	0	0	0	1	1	0
<i>DNP (Coach's Decision) on F22</i>															
<i>DNP 6 games from F25-M6 (Right Ankle Sprain)</i>															
M9 SAN ANTONIO	6	0-1	.000	0-1	.000	2-2	1.000	1-0	1	0	0	0	0	0	2
<i>DNP 3 games from M11-14</i>															
M15 @ LA CLIPPERS	5	2-3	.667	0-0	.000	1-1	1.000	0-2	2	0	0	0	1	1	5
M23 PORTLAND	5	0-1	.000	0-0	.000	1-2	.500	0-1	1	0	0	0	0	0	1
<i>DNP (Coach's Decision) on M25</i>															
M27 @ New Jersey	4	0-1	.000	0-0	.000	0-0	.000	0-0	0	0	0	0	0	0	0
M28 @ Milwaukee	3	1-1	1.000	0-0	.000	0-1	.000	0-0	0	0	1	0	0	0	2
<i>DNP 8 games from M30-A13 (Coach's Decision)</i>															
A14 @ Golden State	15	3-7	.429	0-0	.000	0-0	.000	3-2	5	1	1	0	0	0	6
A16 @ LA Lakers	16	3-7	.429	1-2	.500	2-4	.500	2-3	5	2	4	0	0	0	9
A17 NEW ORLEANS	12	1-2	.500	0-0	.000	2-2	1.000	1-0	1	0	1	1	0	0	4
A19 @ Portland	2	0-1	.000	0-0	.000	0-0	.000	0-2	2	0	0	0	1	0	0
SEASON	86	12-33	.364	1-3	.333	8-12	.667	9-11	20	3	8	1	4	2	33

**GAMES PLAYED - 12**  
**GAMES STARTED - 0**

#### SINGLE GAME HIGHS (W/PHOENIX)

NO	PLAYER	MIN	REB	AST	STL	TO	BLK	PTS
15	Tskistishvili, N.	16	5	2	1	1	1	9

#### AVERAGE PER GAME (W/PHOENIX)

NO	PLAYER	MIN	REB	AST	STL	TO	BLK	PTS
15	Tskistishvili, N.	7.2	1.7	0.3	0.08	0.3	0.17	2.8

# 2005-06 TEAM NOTES

## SUNS CLINCH SECOND CONSECUTIVE DIVISION TITLE

Phoenix clinched its second consecutive division title for the first time in franchise and its fifth overall (1980-81, 1992-93, 1994-95, 2004-05) following the L.A. Clippers loss on April 9 vs. the L.A. Lakers... Phoenix has now qualified for the postseason in 26 of the team's 38 seasons, including 16 of the last 18 seasons... Phoenix has never won an NBA title, but has twice reached the NBA Finals (1976 and 1993).

### ONLY SUNS TEAMS TO WIN A PACIFIC DIVISION TITLE

Season	Regular Season Record	Playoff Record	Furthest Round Advanced
<b>2005-06</b>	<b>54-28</b>	<b>???</b>	<b>???</b>
2004-05	62-20	9-6	Lost 1-4 vs. San Antonio, Conference Finals
1994-95	59-23	6-4	Lost 3-4 vs. Houston, Conference Semifinals
1992-93	62-20	13-11	Lost 2-4 vs. Chicago, NBA Finals
1980-81	57-25	3-4	Lost 3-4 vs. Kansas City, Conference Semifinals

## THE LITTLE ENGINE THAT COULD

Suns guard Steve Nash is vying to become only the ninth NBA player (third guard) to win back-to-back league MVP honors and his numbers this season back it up... The reigning league MVP is posted career highs in points (18.8, prev. 17.9 in 2001-02), rebounds (4.2, prev. 3.3 in 2004-05), field goal percentage (.512, prev. .502 in 2004-05), free-throw percentage (franchise-record .921, prev. .916 in 2003-04) and minutes played in 2005-06 (35.4, prev. 34.6 in 2001-02), his 10th NBA campaign... In addition, seven Suns players are averaging career highs in scoring as the club tries to make for the loss of injured All-Star Amaré Stoudemire.

### STEVE NASH - BETTER THAN EVER

Season	Points	Rebs	Assts	FG%	3FG%	FT%	Mins
<b>2005-06</b>	<b>18.8*</b>	<b>4.2*</b>	<b>10.5</b>	<b>.512*</b>	<b>.439</b>	<b>.921*</b>	
<b>35.4*</b>							
<b>2004-05</b>	<b>15.5</b>	<b>3.3</b>	<b>11.5</b>	<b>.502</b>	<b>.431</b>	<b>.887</b>	<b>34.3</b>

### EIGHT NBA PLAYERS HAVE REPEATED AS MVP

Player	Seasons	Team	Player	Seasons	Team
Bill Russell	1960-61	Boston	Larry Bird	1983-84	Boston
	1961-62	Boston		1984-85	Boston
	1962-63	Boston		1985-86	Boston
Wilt Chamberlain	1965-66	Philadelphia	Magic Johnson	1988-89	L.A. Lakers
	1966-67	Philadelphia		1989-90	L.A. Lakers
	1967-68	Philadelphia		Michael Jordan	1990-91
Kareem Abdul-Jabbar	1970-71	Milwaukee	1991-92		Chicago
	1971-72	Milwaukee	Tim Duncan	2001-02	San Antonio
1975-76	L.A. Lakers	2002-03		San Antonio	
1976-77	L.A. Lakers				
Moses Malone	1981-82	Houston			
	1982-83	Philadelphia			

# 2005-06 TEAM NOTES

## LUCKY SEVEN

With last season's leading scorer center Amaré Stoudemire sidelined due to injury for all but three games in the 2005-06 season, the Suns had to replace his explosive scoring (26.0 points in 2004-05, 5th in the NBA) with a balanced offensive attack that featured seven players (excluding rookies), who averaged career highs in scoring this season... They include Leandro Barbosa, Raja Bell, Boris Diaw, Eddie House, James Jones, Shawn Marion and Steve Nash... Nash, Marion, Bell, Diaw and House all cracked the 30-point plateau this season, but Bell, Diaw and House each did it for their first time in their careers in 2005-06 with Phoenix.

### SEVEN SUNS POSTED CAREER HIGHS IN SCORING IN 2005-06

Player	05-06 PPG	Prev. Career High	Season	Team
Leandro Barbosa	13.1	7.9	2003-04	Phoenix
Raja Bell	14.7	12.3	2004-05	Utah
Boris Diaw	13.3	4.8	2004-05	Atlanta
Eddie House	9.8	8.0	2001-02	Miami
James Jones	9.3	4.9	2004-05	Indiana
Shawn Marion	21.8	21.2	2002-03	Phoenix
Steve Nash	18.8	17.9	2001-02	Dallas

## THE BIG SHOT

For the second consecutive season the Phoenix Suns set a new NBA record for most three-point field goals (837, 10.2 per game), surpassing the 2004-05 Suns, who were the first team in NBA history to average nine or more treys (796, 9.7)... Phoenix led the NBA this season in three-point field goals attempted (25.6) after averaging 24.7 one year ago despite the offseason losses of Quentin Richardson (the 2004-05 NBA leader in 3FGM and 3FGA) and Joe Johnson, who combined to shoot 1,002 attempts from behind the arc... The Suns set a franchise record with 20 three-pointers vs. New Orleans/Oklahoma City on April 17.

## SCORING MACHINE

For the second year in a row, the Phoenix Suns led the NBA in scoring and were one of only five teams (Denver, Seattle, Toronto, Washington) who reached the century mark despite losing three-fifths of its starting lineup from last season (Amaré Stoudemire – Injury; Joe Johnson and Quentin Richardson – trades) ... This year's Suns squad was the first team in NBA history to lead the league in scoring, field goal percentage, three-point percentage and free-throw percentage... Phoenix also was tops in assists... The Suns replaced last season's star-studded starting five with a balanced lineup that featured nine players averaging 9.3 or more points.

SEASON	PPG	FG%	3FG%	FT%	ASTS	3FGM
2005-06	108.4 (1)	.479 (1)	.399 (1)	.806 (1)	26.6 (1)	10.2 (1)
2004-05	110.4 (1)	.477 (2)	.393 (1)	.748 (22)	23.5 (3)	9.7 (1)

\* League rankings in parenthesis

### HIGHEST SCORING TEAMS IN NBA SINCE 1994-95

Team	Season	Scoring Average	Leading Scorer	Record
Orlando Magic	1994-95	110.9	Shaquille O'Neal (29.3)	57-25
Phoenix Suns	1994-95	110.6	Charles Barkley (23.0)	59-23
Phoenix Suns	2004-05	110.4	Amaré Stoudemire (26.0)	62-20
Seattle SuperSonics	1994-95	110.4	Gary Payton (20.6)	57-25
<b>Phoenix Suns</b>	<b>2005-06</b>	<b>108.4</b>	<b>Shawn Marion (21.8)</b>	<b>54-28</b>
Los Angeles Lakers	1997-98	105.5	Shaquille O'Neal (28.3)	61-21

# 2005-06 TEAM NOTES

## “3-D” - NBA’S MOST IMPROVED PLAYER IN 2005-06?

Projected to be the team’s backup point guard heading into training camp and listed as a guard in the team’s 2005-06 media guide, Boris Diaw has instead emerged as a force on the Suns frontline, starting at both center and power forward this season... Diaw, who wasn’t known for his offensive ability after averaging 4.6 points in his first two NBA seasons with Atlanta prior to 2005-06, averaged a career-best 13.3 points and was one of only three NBA players (LeBron James, Jason Kidd) to average at least six rebounds and six assists... In 142 career games with the Hawks, Diaw scored in double figures 14 times, but he did it 61 times in 2005-06... Diaw, who has earned the nickname 3-D because of his versatility, has filled up the box score this season, dishing out five or more assists 62 times and grabbing five or more rebounds 61 times.

## Games Missed Due To Injury/Illness/Suspension – Total: 235

Amaré Stoudemire	Left Knee Surgery	Missed 79 games (52-27)	11/1-3/21 (66), 3/28-4/19 (13)
Leandro Barbosa	Grade 2 Left Knee MCL Sprain; Right Groin Strain	Missed 25 games (18-7)	11/22-12/7 (8) & 12/12-1/12(16);3/9 (1)
Brian Grant	Right Knee Surgery	Missed 52 games (37-15)	12/2-3/17
James Jones	Grade 2 Right Ankle Sprain Sprain, Right Wrist Sprain	Missed 5 games (2-3)	12/12-12/17 (4) 2/16
Steve Nash	Right Ankle Sprain, Right Thigh Contusion	Missed 2 games (0-2)	3/9, 4/16
Pat Burke	Sprained Right Shoulder	Missed 1 game (0-1)	12/17
Dijon Thompson	Illness, Right Knee Surgery	Missed 30 games (18-12)	1/10, 2/25-4/19 (29)
Raja Bell	Right Calf Bruise; Left Thigh Strain	Missed 2 games (0-2)	1/29, 4/16
Nikoloz Tskitishvili	Right Ankle Sprain	Missed 6 games (6-0)	2/25-4/19
Kurt Thomas	Right Foot Stress Fracture	Missed 29 games (18-11)	2/25 – 4/19
Shawn Marion	Right Wrist Sprain	Missed 1 game (1-0)	4/17
Sharrod Ford	Sprained Right Knee	Missed 1 game (0-1)	12/17
Boris Diaw	Strep Throat	Missed 1 game (1-0)	4/19
Eddie House	Strained Right Hamstring	Missed 1 game (1-0)	12/16

## Starting Line-ups – 14 Total

Starting Five	# of games	Record
Jones, Marion, K.Thomas, Bell, Nash	5 (11/1 – 11/6, 12/23)	2-3
Diaw, Marion, K. Thomas, Bell, Nash	38 (11/10, 12/2 – 12/20, 12/26 – 1/20, 1/24-1/27, 1/31 – 2/22)	28-10
Bell, Marion, K. Thomas, Barbosa, Nash	5 (11/12 – 11/19, 1/22)	2-3
Bell, Marion, K. Thomas, Jackson, Nash	1 (11/22)	1-0
Jones, Marion, Diaw, Nash, Bell	3 (11/23 – 11/30)	3-0
Diaw, Marion, K. Thomas, Nash, Barbosa	1 (1/29)	0-1
Bell, Marion, Diaw, Barbosa, Nash	1 (2/25)	1-0
Bell, Marion, Diaw, Jones, Nash	16(2/27 – 3/5, 3/14-3/21, 3/28-4/9)	9-7
T. Thomas, Marion, Diaw, Bell, Nash	5 (3/6, 3/11-3/12, 4/11-4/13)	4-1
T. Thomas, Marion, Diaw, Jones, Bell	1 (3/9 )	0-1
Stoudemire, Marion, Diaw, Bell, Nash	3 (3/23 – 3/27)	2-1
T. Thomas, Marion, Grant, Barbosa, Diaw	2 (4/14 – 4/16)	0-2
Bell, T. Thomas, Diaw, Barbosa, Nash	1 (4/17)	1-0
Bell, Marion, T. Thomas, Barbosa, Nash	1 (4/19)	1-0

# 2005-06 TEAM NOTES

## SUNS RECORD WHEN...

	Home	Road	Overall		Home	Road	Overall
Lead at end of the 1st quarter	24-5	16-7	40-12	Suns score less than 80 points	-	0-1	0-1
Trail at end of the 1st quarter	5-5	7-11	12-16	Suns score 80-89 points	1-1	0-2	1-3
Tied at end of the 1st quarter	2-0	-	2-0	Suns score 90-99 points	3-1	1-5	4-6
Lead at the end of 2nd quarter	28-2	15-9	43-11	Suns score 100-109 points	11-5	9-6	20-11
Trail at the end of 2nd quarter	3-7	7-9	10-16	Suns score 110-119 points	10-2	8-2	18-4
Tied at the end of 2nd quarter	0-1	1-0	1-1	Suns score 120 points or more	6-1	5-2	11-3
Lead at the end of 3rd quarter	27-3	17-4	44-7	Opponents score less than 80 points	2-0	-	2-0
Trail at the end of 3rd quarter	3-7	4-14	7-21	Opponents score 80-89 points	8-0	5-0	13-0
Tied at the end of 3rd quarter	1-0	2-0	3-0	Opponents score 90-99 points	11-1	8-1	19-3
Shoot higher FG% than opponent	28-2	20-4	48-6	Opponents score 100-109 points	7-1	6-7	13-8
Shoot lower FG% than opponent	3-8	3-14	6-22	Opponents score 110-119 points	2-6	3-7	5-13
Shoot 50% FG or higher	13-2	10-4	23-6	Opponents score 120 points or more	1-1	2-3	3-4
Shoot lower than 50% FG	18-8	13-14	31-22	7 players score in double figures	6-2	5-1	11-3
Make more 3-PT FG than opponent	25-7	20-13	45-20	6 players score in double figures	9-1	2-2	11-4
Make fewer 3-PT FG than opponent	5-3	3-3	8-6	5 players score in double figures	10-4	13-7	23-11
Attempt more FT than opponent	13-1	8-3	21-4	Outscore opponents bench	16-6	10-8	26-14
Attempt fewer FT than opponent	17-9	15-13	33-22	Outscored by opponents bench	14-3	11-10	25-13
Outrebound their opponent	11-1	8-3	19-4	Play on ABC	-	1-3	1-3
Outrebounded by their opponent	20-9	13-14	33-23	Play on TNT	1-3	3-1	4-4
Make more turnovers than opponent	11-4	5-6	16-10	Play on ESPN	6-0	1-2	7-2
Make fewer turnovers than opponent	18-6	15-10	33-16				

## BY THE NUMBERS

Player	10+ pts	20+ pts	30+ pts	10+ rebs	10+ assts	Double-Doubles	Triple-Doubles
Barbosa	41	9					
Bell	64	15	2	1			
Burke	2						
Diaw	61	11	1	18	9	18	4
Grant							
House	35	5	1				
Jones	34	6		2		2	
Marion	81	54	10	60		60	
Nash	72	39	5	1	45	43	1
Stoudemire	1	1					
K. Thomas	24			12		8	
T. Thomas	15	3					

**Led Suns in Scoring:** Marion (42), Nash (20), Bell (8), Barbosa (5), Diaw (4), House (4), Jones (3), Stoudemire (1)

**Led Suns in Rebounding:** Marion (63), K. Thomas (10), Diaw (10), Nash (2), T. Thomas (1), Stoudemire (1), Jones (1)

**Led Suns in Assists:** Nash (65), Diaw (20), Barbosa (1)

**Led Suns in Steals:** Marion (49), Bell (18), Diaw (15), Nash (13), Barbosa (10), House (8), Jones (8), Jackson (5), K. Thomas (5), T. Thomas (3), Grant (1), Thompson (1), Burke (1)

**Led Suns in Blocks:** Marion (42), Diaw (26), K. Thomas (19), Jones (14), House (7), Bell (6), Nash (3), Barbosa (3), Jackson (2), Burke (1), Stoudemire (1), T. Thomas (1), Grant (1)

\*\*Includes shared leads.

# 2005-06 PHOENIX SUNS

## SEASON SUMMARY

	Record	Home	Road	Overtime	Probable Starters		
<b>Overall</b>	<b>54-28</b>	<b>31-10</b>	<b>23-18</b>	<b>1-4</b>	F 2	Tim Thomas	6-10
Atlantic	8-2	5-0	3-2	0-1	F 31	Shawn Marion	6-7
Central	6-4	4-1	2-3	1-0	C 3	Boris Diaw	6-8
Southeast	8-2	4-1	4-1	-	G 13	Steve Nash	6-3
<b>Eastern</b>	<b>22-8</b>	<b>13-2</b>	<b>9-6</b>	<b>1-1</b>	G 19	Raja Bell	6-5
Southwest	10-8	5-4	5-4	0-1			
Northwest	12-6	7-2	5-4	0-2			
Pacific	10-6	6-2	4-4	-			
<b>Western</b>	<b>32-20</b>	<b>18-8</b>	<b>14-12</b>	<b>0-3</b>			

**Head Coach:** Mike D'Antoni (Marshall '73)

**Overall Record:** 151-124 (.549), 4th year

**Suns Record:** 137-88 (.608), 3rd year

**Streaks:** Won 2

**Longest:** Won 11, Lost 3

**Last Win:** 4/19 at Portland (106-96)

**Last Loss:** 4/16 at L.A. Lakers (89-109)

**Home Streak:** Won 3

**Longest:** Won 8, Lost 3

**Last Win:** 4/17 vs. New Orleans/Oklahoma City (115-78)

**Last Loss:** 4/5 vs. L.A. Clippers (105-119)

**Road Streak:** Won 1

**Longest:** Won 6, Lost 4

**Last Win:** 4/19 at Portland (106-96)

**Last Loss:** 4/16 at L.A. Lakers (89-109)

**After 82 Games Last Season:** 62-20

		W-L
Preseason	6-2	
Nov.	8-5	(5-4H / 3-1A)
Dec.	11-5	(5-1H / 6-4A)
Jan.	10-6	(6-1H / 4-5A)
Feb.	9-1	(6-1H / 3-0A)
Mar.	11-6	(6-1H / 5-5A)
Apr.	5-5	(3-1H / 2-4A)

Offense	Defense	vs. Opponents
+100 49-18	+100 21-25	+500 27-14
-100 5-10	-100 33-3	-.500 27-13

Home Attendance	Games Total Average
41	
730,179	
17,809	
18 Sellouts	
(18,422)	

Margins	1	2	3	4	5	6	7	8	9	10	11	12	13	14	15	16	17	18	19	20	21	22	23	24	>25
<b>Won By</b>				2	4	1		7	6	5	3	1	7	2	3		3	3		1				1	5(45, 37, 34, 31, 28)
<b>Lost By</b>	2	3	2	2		3	4	2	1	2		1		1						1	1		1		2 (29, 38)

**Largest Margin of Victory:** 45 vs. Portland, 12/6 (130-85)

**Largest Margin of Defeat:** 38 at New Jersey, 3/27 (72-110)

**Transactions: 3/15:** Suns release Andre Barrett... **3/11:** Suns sign Andre Barrett to a second 10-day contract... **3/10:** Mike D'Antoni named Executive Vice President of Basketball Operations and General Manager; David Griffin promoted to Vice President of Basketball Operations; Mark West promoted to Vice President of Player Programs... **3/9:** Sign President and Chief Operating Officer Rick Welts to a contract extension through 2008-09... **3/3:** Suns sign free agent Tim Thomas... **3/1:** Suns waive Jim Jackson; Sign Andre Barrett to a 10-day contract... **2/27:** President and General Manager Bryan Colangelo resigns... **1/26:** Acquired Nikoloz Tskitishvili from Minnesota for a 2006 second-round draft pick... **1/9:** Suns sign Josh Davis to a 10-day contract... **1/5:** Suns waive Jared Reiner... **12/24:** Suns waive Sharrod Ford... **11/28:** Mike D'Antoni was named to the USA Basketball Men's Senior National Team Program Coaching Staff as an assistant coach... **11/26:** Suns recalled Dijon Thompson from the Albuquerque Thunderbirds of the NBA Development League... **11/4:** Suns assign Dijon Thompson to Albuquerque Thunderbirds of the NBA Development League... **11/2:** Signed Sharrod Ford; Waived Lucas Tischer... **10/27:** Exercised the fourth-year options on Leandro Barbosa, Boris Diaw; Waived Anthony Lever-Pedroza... **10/24:** Claimed Jared Reiner off waivers... **10/3:** Signed Amaré Stoudemire to a multi-year contract extension... **9/30:** Signed free agent Anthony Lever-Pedroza... **9/12:** Signed free agents Eddie House, Lucas Tischer... **8/25:** Signed Mike D'Antoni to a multi-year contract extension; Acquired James Jones from Indiana in a sign-and-trade deal for a 2008 second-round pick... **8/19:** Acquired Boris Diaw, two lottery-protected first round picks in a sign-and-trade deal with Atlanta for Joe Johnson... **8/18:** Signed free agents Brian Grant and Pat Burke... **8/3:** Signed free agent Raja Bell... **6/29:** Named Dan D'Antoni assistant coach... **6/28:** Acquired Kurt Thomas and the draft rights to Dijon Thompson from New York in exchange for Quentin Richardson and the draft rights to Nate Robinson.

# 2005-06 PHOENIX SUNS

## FINAL REGULAR SEASON STATISTICS

### Phoenix Suns 2005-2006 Final Statistics

PLAYER	G	GS	MIN	FIELD GOALS			3-POINT FG			FREE THROWS			REBOUNDS				AST	PF	DQ	STL	TO	BLK	PTS	AVG
				FG	FGA	PCT	FG	FGA	PCT	FT	FTA	PCT	OFF	DEF	TOT									
Marion	81	81	3263	716	1365	.525	96	290	.331	241	298	.809	249	710	959	143	223	2	160	125	137	1769	21.8	
Nash	79	79	2796	541	1056	.512	150	342	.439	257	279	.921	47	286	333	826	120	1	61	276	12	1489	18.8	
Bell	79	79	2959	425	930	.457	197	446	.442	115	146	.788	44	209	253	207	248	5	76	89	22	1162	14.7	
Diaw	81	70	2874	449	853	.526	8	30	.267	174	238	.731	159	399	558	503	260	5	58	189	85	1080	13.3	
Barbosa	57	11	1592	273	567	.481	87	196	.444	111	147	.755	31	119	150	158	145	3	48	89	6	744	13.1	
T. Thomas (T)	29	10	665	113	262	.431	46	111	.414	28	42	.667	22	109	131	20	78	0	16	33	7	300	10.3	
T. Thomas (P)	26	10	634	107	246	.435	45	105	.429	28	42	.667	22	105	127	18	77	0	16	32	6	287	11.0	
House	81	0	1421	320	759	.422	123	316	.389	33	41	.805	15	117	132	148	96	0	42	76	12	796	9.8	
Jones	75	24	1772	243	581	.418	110	285	.386	103	121	.851	44	209	253	57	142	0	38	35	49	699	9.3	
Stoudemire	3	3	50	9	27	.333	0	1	.000	8	9	.889	6	10	16	2	4	0	1	1	3	26	8.7	
K. Thomas	53	50	1411	190	391	.486	0	0	—	75	92	.815	102	313	415	57	193	5	23	57	54	455	8.6	
Barrett	2	0	21	3	7	.429	0	1	.000	3	3	1.000	1	2	3	2	1	0	0	1	0	9	4.5	
Jackson	27	1	420	38	129	.295	14	63	.222	9	13	.692	11	53	64	31	46	0	10	30	6	99	3.7	
Burke	42	0	346	63	127	.496	2	7	.286	13	21	.619	21	52	73	16	62	2	6	33	13	141	3.4	
Grant	21	2	248	27	65	.415	0	0	—	7	8	.875	11	46	57	7	45	0	5	7	3	61	2.9	
Thompson	10	0	43	11	25	.440	4	11	.364	2	2	1.000	4	7	11	1	6	0	3	2	1	28	2.8	
Tskitishvili (T)	17	0	99	13	37	.351	1	3	.333	9	14	.643	9	13	22	3	8	0	1	6	2	36	2.1	
Tskitishvili (P)	12	0	86	12	33	.364	1	3	.333	8	12	.667	9	11	20	3	8	0	1	4	2	33	2.8	
Ford	3	0	13	2	3	.667	0	0	—	0	0	—	1	2	3	0	7	0	0	2	1	4	1.3	
Davis (T)	6	0	17	2	7	.286	0	2	.000	2	3	.667	3	1	4	1	3	0	2	1	0	6	1.0	
Davis (P)	1	0	5	1	3	.333	0	1	.000	2	3	.667	1	0	1	0	0	0	1	0	0	4	4.0	
SUNS	82	-	19955	3430	7167	.479	837	2097	.399	1189	1475	.806	778	2650	3428	2179	1683	23	549	1088	412	8886	108.4	
OPPONENTS	82	-	19955	3243	7141	.454	516	1423	.363	1429	1956	.731	1028	2735	3763	1546	1623	9	591	1218	282	8431	102.8	

(P-Phoenix only) (T-Total)

#### SINGLE-GAME HIGHS

#### AVERAGE PER GAME

#### CAREER HIGHS (C=SET, T=TIED THIS SEASON)

PLAYER	SINGLE-GAME HIGHS							AVERAGE PER GAME							CAREER HIGHS (C=SET, T=TIED THIS SEASON)						
	MIN	REB	AST	ST	TO	B	PTS	MIN	REB	AST	STL	TO	BLK	PTS	FG	FGA	FT	FTA	REB	AST	PTS
Marion	60	24	7	8	6	6	44	40.3	11.8	1.8	1.98	1.5	1.69	21.8	16	30C	11	13	24C	8	44C
Nash	55	10	22	4	8	2	31	35.4	4.2	10.5	0.77	3.5	0.15	18.8	13T	25T	13	16	13	22C	39
Bell	58	10	6	6	4	3	31	37.5	3.2	2.6	0.96	1.1	0.28	14.7	12C	19T	12	14	10T	7	31C
Diaw	47	13	16	3	6	4	31	35.5	6.9	6.2	0.72	2.3	1.05	13.3	12C	19C	10C	10T	13C	16C	31C
Barbosa	41	8	8	3	5	1	28	27.9	2.6	2.8	0.84	1.6	0.11	13.1	11T	20C	7T	9C	8C	9	28C
T. Thomas (T)	36	9	4	4	4	1	23	22.9	4.5	0.7	0.55	1.1	0.24	10.3	14	24	12	14	13	8	39
T. Thomas (P)	36	9	4	4	4	1	23	24.4	4.9	0.7	0.62	1.2	0.23	11.0							
House	38	7	5	2	4	2	31	17.5	1.6	1.8	0.52	0.9	0.15	9.8	11C	20C	6	6	10	8	31C
Jones	47	10	5	3	3	4	22	23.6	3.4	0.8	0.51	0.5	0.65	9.3	10	16C	9C	11C	12	5C	27
Stoudemire	19	9	2	1	1	2	20	16.7	5.3	0.7	0.33	0.3	1.00	8.7	20	27	15	23	21	8	50
K. Thomas	46	19	4	3	4	5	18	26.6	7.8	1.1	0.43	1.1	1.02	8.6	16	27	10	12	21	7	33
Barrett	19	3	2	0	1	0	9	10.5	1.5	1.0	0.00	0.5	0.00	4.5	7	15	3T	4	4	12	15
Jackson	35	6	3	2	3	1	11	15.6	2.4	1.1	0.37	1.1	0.22	3.7	17	36	16	18	14	12	50
Burke	24	6	3	1	2	3	12	8.2	1.7	0.4	0.14	0.8	0.31	3.4	7	13	4	6	11	3T	14
Grant	23	8	1	1	1	1	8	11.8	2.7	0.3	0.24	0.3	0.14	2.9	14	23	14	17	24	7	34
Thompson	9	4	1	1	1	1	10	4.3	1.1	0.1	0.30	0.2	0.10	2.8	4C	6C	1C	1C	4C	1C	10C
Tskitishvili (T)	16	5	2	1	1	1	9	5.8	1.3	0.2	0.06	0.4	0.12	2.1	5	14	9	11	10	6	17
Tskitishvili (P)	16	5	2	1	1	1	9	7.2	1.7	0.3	0.08	0.3	0.17	2.8							
Ford	6	1	0	0	1	1	2	4.3	1.0	0.0	0.00	0.7	0.33	1.3	1C	1C	0C	0C	1C	0C	2C
Davis (T)	5	1	1	1	1	0	4	2.8	0.7	0.2	0.33	0.2	0.00	1.0	6	13	4	6	11	2	19
Davis (P)	5	1	0	1	0	0	4	5.0	1.0	0.0	1.00	0.0	0.00	4.0							
SUNS	315	60	39	12	22	16	149	243.4	41.8	26.6	6.70	13.3	5.02	108.4	67	128	61	80	77	51	173
OPPONENTS	315	65	36	13	24	9	152	243.4	45.9	18.9	7.21	14.9	3.44	102.8	67	137	56	71	83	47	159

# 2005-06 PHOENIX SUNS

## PHOENIX SUNS PLAYER HIGH GAMES

PLAYER	MINUTES	FIELD GOALS	FREE THROWS	OFFENSIVE	REBOUNDS DEFENSIVE	TOTAL	ASSISTS	STEALS	TURNOVERS	BLOCKED SHOTS	POINTS
LEANDRO BARBOSA	41 NOV. 16 vs Mem.	11T MAR. 31 at Tor.	7T FEB. 8 vs Mem.	3C(2) NOV. 16 vs Mem.	7C APR. 17 vs N.Ok.	8C(2) APR. 17 vs N.Ok.	8 JAN. 29 at Clev.	3 (4) APR. 17 vs N.Ok.	5 APR. 14 at G.S.	1T(6) APR. 19 at Port.	28C MAR. 31 at Tor.
ANDRE BARRETT	19 MAR. 9 vs S.A.	3 MAR. 9 vs S.A.	3T MAR. 9 vs S.A.	1 MAR. 9 vs S.A.	2 MAR. 9 vs S.A.	3 MAR. 9 vs S.A.	2 MAR. 9 vs S.A.	0	1 MAR. 9 vs S.A.	0	9 MAR. 9 vs S.A.
RAJA BELL	58C JAN. 10 at Den.	12C FEB. 25 vs Cha.	7 MAR. 3 vs Orl.	2 (7) APR. 13 vs Dall.	10C FEB. 16 vs Hou.	10T FEB. 16 vs Hou.	6 (3) APR. 19 at Port.	6C FEB. 1 at Bos.	4 APR. 19 at Port.	3C(2) FEB. 1 at Bos.	31C JAN. 22 vs Sea.
PAT BURKE	24 DEC. 6 vs Port.	6 MAR. 1 vs Milw.	2 (5) FEB. 4 vs Chi.	3 APR. 19 at Port.	5 (2) MAR. 1 vs Milw.	6 FEB. 16 vs Hou.	3T NOV. 18 vs Utah	1 (6) MAR. 15 vs LA-C	2 (7) APR. 19 at Port.	3T DEC. 20 vs Sea.	12 (2) MAR. 1 vs Milw.
JOSH DAVIS (Pho.)	5 JAN. 17 at Sac.	1 JAN. 17 at Sac.	2 JAN. 17 at Sac.	1 JAN. 17 at Sac.	0	1 JAN. 17 at Sac.	0	1T JAN. 17 at Sac.	0	0	4 JAN. 17 at Sac.
BORIS DIAW	47C FEB. 8 vs Mem.	12C APR. 5 vs LA-C	10C FEB. 25 vs Cha.	8T FEB. 25 vs Cha.	10C(3) APR. 9 at Sea.	13C DEC. 16 at N.Ok.	16C APR. 14 at G.S.	3 (3) DEC. 31 at Chi.	6 (2) APR. 2 at Det.	4C(2) JAN. 29 at Clev.	31C DEC. 26 at Minn.
SHARROD FORD	6C DEC. 4 vs Atl.	1C(2) DEC. 4 vs Atl.	0C	1C DEC. 4 vs Atl.	1C(2) DEC. 6 vs Port.	1C(3) DEC. 6 vs Port.	0C	0C	1C(2) DEC. 6 vs Port.	1C DEC. 4 vs Atl.	2C(2) DEC. 4 vs Atl.
BRIAN GRANT	23 APR. 19 at Port.	4 APR. 19 at Port.	2 (2) APR. 17 vs N.Ok.	2 (3) APR. 19 at Port.	8 APR. 17 vs N.Ok.	8 APR. 17 vs N.Ok.	1 (7) APR. 17 vs N.Ok.	1 (5) APR. 19 at Port.	1 (7) APR. 16 at LA-L	1 (3) APR. 11 at Sac.	8 APR. 19 at Port.
EDDIE HOUSE	38 JAN. 2 at N.Y.	11C NOV. 18 vs Utah	4 DEC. 10 at LA-C	2 (2) APR. 14 at G.S.	6 JAN. 6 vs Miami	7 DEC. 17 at Mem.	5 (2) JAN. 2 at N.Y.	2 (11) MAR. 31 at Tor.	4T NOV. 19 at S.A.	2T DEC. 12 vs N.Ok.	31C NOV. 18 vs Utah
JIM JACKSON	35 NOV. 22 vs Tor.	4 (3) JAN. 2 at N.Y.	4 NOV. 22 vs Tor.	2 (3) DEC. 30 at Cha.	5 (3) DEC. 12 vs N.Ok.	6 (2) DEC. 16 at N.Ok.	3 (5) DEC. 17 at Mem.	2 NOV. 22 vs Tor.	3 (2) DEC. 4 vs Atl.	1 (6) DEC. 23 vs Wash.	11 NOV. 23 at Hou.
JAMES JONES	47C NOV. 1 vs Dall.	9 APR. 17 vs N.Ok.	9C JAN. 10 at Den.	4 APR. 19 at Port.	10 APR. 17 vs N.Ok.	10 (2) APR. 19 at Port.	5C APR. 17 vs N.Ok.	3T NOV. 12 vs G.S.	3 (2) APR. 13 vs Dall.	4C FEB. 8 vs Mem.	22 (2) JAN. 10 at Den.
SHAWN MARION	60C JAN. 2 at N.Y.	15 (3) FEB. 22 vs Bos.	10 FEB. 22 vs Bos.	9C NOV. 22 vs Tor.	19C FEB. 25 vs Cha.	24C FEB. 25 vs Cha.	7 NOV. 1 vs Dall.	8C FEB. 6 vs Minn.	6 APR. 14 at G.S.	6T DEC. 17 at Mem.	44C FEB. 22 vs Bos.
STEVE NASH	55C JAN. 2 at N.Y.	13T MAR. 17 at S.A.	11 FEB. 6 vs Minn.	4T APR. 19 at Port.	9 JAN. 20 vs LA-L	10 APR. 19 at Port.	22C JAN. 2 at N.Y.	4 (2) DEC. 30 at Cha.	8 NOV. 22 vs Tor.	2T MAR. 27 at N.J.	31 (3) MAR. 11 vs Minn.
AMARE STOUDEMIRE	19 MAR. 23 vs Port.	7 MAR. 23 vs Port.	6 MAR. 23 vs Port.	5 MAR. 23 vs Port.	4 (2) MAR. 25 vs Den.	9 MAR. 23 vs Port.	2 MAR. 25 vs Den.	1 MAR. 27 at N.J.	1 MAR. 27 at N.J.	2 MAR. 23 vs Port.	20 MAR. 23 vs Port.
KURT THOMAS	46 JAN. 10 at Den.	8 DEC. 16 at N.Ok.	8 JAN. 10 at Den.	8 DEC. 7 at G.S.	15T JAN. 12 vs G.S.	19 NOV. 25 vs N.J.	4 DEC. 30 at Cha.	3 FEB. 16 vs Hou.	4 JAN. 2 at N.Y.	5 JAN. 22 vs Sea.	18 DEC. 23 vs Wash.
TIM THOMAS (Pho.)	36 (2) MAR. 12 at Port.	10 MAR. 14 at Sea.	5 MAR. 23 vs Port.	3 MAR. 28 at Milw.	7 (3) APR. 11 at Sac.	9 MAR. 23 vs Port.	4 MAR. 15 vs LA-C	4T MAR. 12 at Port.	4 APR. 19 at Port.	1 (6) APR. 17 vs N.Ok.	23 MAR. 14 at Sea.
DIJON THOMPSON	9C JAN. 17 at Sac.	4C DEC. 6 vs Port.	1C(2) JAN. 17 at Sac.	2C DEC. 6 vs Port.	2C(3) FEB. 4 vs Chi.	4C DEC. 6 vs Port.	1C DEC. 20 vs Sea.	1C(3) JAN. 17 at Sac.	1C(2) DEC. 6 vs Port.	1C JAN. 4 vs Phil.	10C DEC. 6 vs Port.
NIKOLOZ TSKITISHVILI (Ph)	16 APR. 16 at LA-L	3 (2) APR. 16 at LA-L	2 (3) APR. 17 vs N.Ok.	3 APR. 14 at G.S.	3 APR. 16 at LA-L	5 (2) APR. 16 at LA-L	2 APR. 16 at LA-L	1 APR. 17 vs N.Ok.	1 (4) APR. 19 at Port.	1 (2) MAR. 15 vs LA-C	9 APR. 16 at LA-L
SUNS High Games	315 (2) JAN. 10 at Den.	57 JAN. 22 vs Sea.	30 FEB. 25 vs Cha.	19 (2) APR. 19 at Port.	45 FEB. 16 vs Hou.	60 DEC. 17 at Mem.	39 JAN. 2 at N.Y.	12 FEB. 6 vs Minn.	22 (2) FEB. 15 at Den.	16 JAN. 22 vs Sea.	149 JAN. 22 vs Sea.
SUNS Low Games	240 (77) APR. 19 at Port.	26 MAR. 27 at N.J.	3 DEC. 17 at Mem.	2 APR. 17 vs N.Ok.	18 NOV. 10 vs Det.	29 (2) MAR. 28 at Milw.	16 (2) MAR. 11 vs Minn.	1 JAN. 12 vs G.S.	5 JAN. 14 vs Clev.	1 (3) MAR. 14 at Sea.	72 MAR. 27 at N.J.
OPPONENTS High Games	315 (2) JAN. 10 at Den.	54 JAN. 22 vs Sea.	32 JAN. 2 at N.Y.	26 MAR. 17 at S.A.	54 MAR. 27 at N.J.	65 MAR. 27 at N.J.	36 MAR. 28 at Milw.	13 (2) NOV. 30 vs Ind.	24 (2) FEB. 6 vs Minn.	9 DEC. 16 at N.Ok.	152 JAN. 22 vs Sea.
OPPONENTS Low Games	240 (77) APR. 19 at Port.	30 (4) APR. 17 vs N.Ok.	7 NOV. 22 vs Tor.	5 DEC. 12 vs N.Ok.	21 MAR. 11 vs Minn.	32 APR. 11 at Sac.	8 DEC. 4 vs Atl.	1 JAN. 14 vs Clev.	5 DEC. 17 at Mem.	0 (5) MAR. 31 at Tor.	75 FEB. 16 vs Hou.

"C" indicates a new career-high, "T" a tied career-high.  
Numbers in parentheses indicate the number of games in which a player or team has reached a given total (if more than one).

# GAME-BY-GAME RESULTS

**WON 54, LOST 28**

G	Date	Score	Opp.	W/L	Rec.	Suns Hi Pts.	Suns Hi Reb.	Suns Hi Ast.	Opp. Hi Pts.	Opp. Hi Reb.
1	11/1	108-111	Vs. Dal	L	0-1	Nash (30)	Marion (16)	Nash (9)	Nowitzki (28)	Nowitzki (15)
2	11/3	122-112	@ LAL	W	1-1	Marion (30)	Marion (11)	Nash (17)	Bryant (39)	Odom (16)
3	11/5	97-88	@ Uta	W	2-1	Marion (20)	Marion (14)	Nash (11)	Giricek (17)	Kirilenko (14)
4	11/6	117-118	Vs. Sac	L	2-2	Barbosa (23)	Marion (14)	Nash (13)	Stojakovic (33)	Abdur-Rahim (12)
5	11/10	104-111	Vs. Det	L	2-3	Barbosa (21)	Marion (10)	Nash (8)	Billups (27)	Wallace (16)
6	11/12	101-86	Vs. GS	W	3-3	Marion (22)	Marion (15)	Nash (10)	Davis (23)	Murphy (17)
7	11/16	103-115	Vs. Mem	L	3-4	Marion (23)	Marion (11)	Nash (13)	Stoudamire (26)	Battier (12)
8	11/18	102-94	Vs. Uta	W	4-4	House (31)	Marion (7)	Nash (10)	Okur (29)	Humphries 10
9	11/19	91-97	@ SA	L	4-5	Marion (22)	Marion (15)	Nash (10)	Duncan (24)	Duncan (13)
10	11/22	90-82	Vs. Tor	W	5-5	Marion (28)	Marion (18)	Nash (9)	Bosh (23)	CB, CV (8)
11	11/23	100-88	@ Hou	W	6-5	Marion, Jones (19)	Marion (12)	Nash (14)	Anderson (23)	Swift (12)
12	11/25	92-81	Vs. NJ	W	7-5	Nash (27)	Thomas (19)	Diaw (9)	Kidd (25)	Kidd (13)
13	11/30	109-91	Vs. Ind	W	8-5	Nash (31)	Marion (12)	Nash (9)	O'Neal (25)	O'Neal (9)
14	12/2	102-97	Vs. Den	W	9-5	Marion (22)	Thomas (16)	Nash (10)	Camby (33)	Camby (20)
15	12/4	112-94	Vs. Atl	W	10-5	Marion, Jones (20)	Thomas (11)	Diaw (9)	Johnson (23)	Williams (11)
16	12/6	130-85	Vs. Port	W	11-5	Jones (22)	Thomas (13)	Diaw (13)	Randolph (15)	Monia (8)
17	12/7	118-110	@ GS	W	12-5	Nash (28)	Thomas (17)	Nash (14)	Davis (28)	MD, JR (9)
18	12/9	85-81	Vs. NY	W	13-5	Nash (19)	Thomas (12)	Nash (9)	Marbury (28)	Frye (9)
19	12/10	91-101	@ LAC	L	13-6	Marion (20)	Thomas (17)	Nash (11)	Brand (27)	Brand (13)
20	12/12	87-91	Vs. NO	L	13-7	Bell (24)	Marion (10)	Nash (16)	Smith (26)	Smith (10)
21	12/14	96-102	@ Dal	L	13-8	Marion (23)	Marion (19)	SN, BD (5)	Nowitzki (29)	Howard (18)
22	12/16	101-88	@ NO	W	14-8	House (26)	Marion (15)	Nash (9)	Paul (25)	West, Brown (13)
23	12/17	87-91	@ Mem	L	14-9	House (21)	Marion (17)	Diaw (8)	Miller, Gasol (14)	Miller (11)
24	12/20	111-83	Vs. Sea	W	15-9	Marion (29)	Diaw (8)	Nash, Diaw (8)	Allen (26)	Evans (18)
25	12/23	111-112	Vs. Was	L	15-10	Nash (27)	Marion (9)	Nash (9)	Arenas (41)	Jamison (13)
26	12/26	103-89	@ Minn	W	16-10	Diaw (31)	Marion (16)	Nash (12)	Szczerbiak (27)	Garnett (19)
27	12/28	104-99	@ Was	W	17-10	Marion (28)	Diaw (8)	Nash (16)	Butler (22)	3 players (7)
28	12/30	110-100	@ Char	W	18-10	House (26)	Marion (13)	Nash (13)	Bogans (18)	Wallace (9)
29	12/31	107-98	@ Chi	W	19-10	Marion (28)	Marion (16)	Nash (10)	Hinrich (25)	Deng (14)
30	1/2	133-140	@ NY	L	19-11	Marion (39)	Marion (14)	Nash (22)	Marbury (32)	Lee, Curry (15)
31	1/4	105-85	Vs. Phi	W	20-11	Nash (24)	Marion (13)	Diaw (10)	Iverson (16)	Dalembert (20)
32	1/6	111-93	Vs. Mia	W	21-11	Bell (24)	Marion (16)	Nash (19)	Walker (22)	O'Neal (13)
33	1/7	91-86	Vs. SA	W	22-11	Nash (22)	Marion (10)	Nash (10)	Duncan, Ginobili (19)	Duncan (12)
34	1/10	137-139	@ Den	L	22-12	Bell (30)	Marion (14)	Nash (13)	Anthony (43)	Anthony (11)
35	1/12	112-99	Vs. GS	W	23-12	Marion (21)	Thomas (16)	Nash (16)	Davis (22)	TM, ZC (11)
36	1/14	115-106	Vs. Cle	W	24-12	Marion (25)	Marion (12)	Nash (15)	James (46)	Ilgaukas (12)
37	1/17	90-119	@ Sac	L	24-13	Marion (25)	Diaw (10)	Nash (8)	Martin (25)	Thomas (15)
38	1/18	112-102	@ LAC	W	25-13	Marion (30)	Marion (17)	Nash (18)	Cassell (17)	Kaman (17)
39	1/20	106-93	Vs. LAL	W	26-13	Marion (22)	Marion (16)	Nash (12)	Bryant (37)	Odom (12)
40	1/22	149-152	Vs. Sea	L	26-14	Marion (37)	Thomas (12)	Nash (16)	Allen (42)	Ridnour (11)
41	1/24	102-111	@ Orl	L	26-15	Marion (26)	Marion (16)	Nash (12)	Turkoglu (30)	Howard (12)

# GAME-BY-GAME RESULTS, CONT.

G	Date	Score	Opp.	W/L	Rec.	Suns Hi Pts.	Suns Hi Reb.	Suns Hi Ast.	Opp. Hi Pts.	Opp. Hi Reb.
42	1/26	107-98	@ Mia	W	27-15	Bell (22)	Marion (12)	Nash (14)	Wade (25)	O'Neal (12)
43	1/27	110-106	@ Atl	W	28-15	Diaw (25)	3 players (8)	Nash (8)	Johnson (27)	Harrington (12)
44	1/29	106-113	@ Cle	L	28-16	Nash (24)	Marion (7)	Barbosa (8)	James (44)	James (11)
45	1/31	123-99	@ Phi	W	29-16	Bell (21)	Marion (12)	Diaw (13)	Salmons (19)	Dalembert (12)
46	2/1	102-94	@ Bos	W	30-16	Marion (21)	Marion (12)	Nash (8)	Pierce (40)	Perkins, Szczerbiak (10)
47	2/4	118-101	Vs. Chi	W	31-16	Marion (26)	Diaw (12)	Nash, Diaw (7)	Gordon (39)	Chandler (12)
48	2/6	101-103	Vs. Minn	L	31-17	Nash (31)	Marion (12)	Nash (6)	Garnett, Banks (19)	Garnett (12)
49	2/8	108-102	Vs. Mem	W	32-17	Barbosa (24)	Marion (16)	Nash (10)	Jackson (17)	Battier (10)
50	2/10	112-104	Vs. Sac	W	33-17	Nash (24)	Thomas (9)	Nash (13)	Artest (28)	Thomas (11)
51	2/15	116-101	@ Den	W	34-17	Marion (21)	Marion (12)	Nash (12)	Anthony (29)	Camby, Kleiza (7)
52	2/16	109-75	Vs. Hou	W	35-17	Nash (21)	Marion (12)	Nash, Diaw (8)	Swift (13)	Hayes (8)
53	2/22	103-94	Vs. Bos	W	36-17	Marion (44)	Marion (15)	Diaw (6)	West (30)	LaFrentz (12)
54	2/25	136-121	Vs. Cha	W	37-17	Marion (31)	Marion (24)	Nash (8)	Felton (31)	Wallace, Brezec (9)
55	2/27	111-94	@ Hou	W	38-17	Marion (30)	Marion (18)	Nash (10)	Yao (27)	Yao (18)
56	3/1	123-110	Vs. Mil	W	39-17	Marion (29)	Marion (18)	Nash (13)	Redd (37)	Magloire (11)
57	3/3	123-118	Vs. Orl	W	40-17	Marion (24)	Marion, Diaw (9)	Nash (13)	Nelson (24)	Howard, Battie (7)
58	3/5	115-107	@ Dal	W	41-17	Nash (25)	Marion, Diaw (10)	Nash (11)	Nowitzki (25)	Dampier (11)
59	3/6	101-88	@ NO	W	42-17	Diaw (20)	Marion (16)	Nash (7)	West (22)	West (8)
60	3/9	93-117	Vs. SA	L	42-18	Marion (18)	Marion (11)	Diaw (9)	Parker (29)	Mohammed (11)
61	3/11	110-102	Vs. Min	W	43-18	Nash (31)	Marion (16)	Nash (11)	Garnett (28)	Garnett (10)
62	3/12	101-111	@ Port	L	43-19	Marion, Diaw (20)	Marion (10)	Nash (16)	Randolph (32)	Randolph (14)
63	3/14	129-120	@ Sea	W	44-19	Bell (25)	Marion (11)	Nash (8)	Allen (32)	Petro (8)
64	3/15	126-95	Vs. LAC	W	45-19	Nash (25)	Marion (12)	Nash (12)	Brand, Maggette (18)	Kaman (16)
65	3/17	102-108	@ SA	L	45-20	Nash (30)	Marion (12)	Diaw (7)	Mohammed (30)	Mohammed (16)
66	3/21	99-107	@ Uta	L	45-21	Nash (20)	Marion (9)	Nash (10)	Okur (24)	Kirilenko (18)
67	3/23	125-108	Vs. Port	W	46-21	AS, SM (20)	AS, TT (9)	Diaw (6)	Khryapa (22)	Khryapa (12)
68	3/25	107-96	Vs. Den	W	47-21	Marion, Nash (21)	Marion (14)	Diaw (13)	Anthony (28)	Camby (15)
69	3/27	72-110	@ NJ	L	47-22	Marion (17)	Marion (12)	Diaw (6)	Krstic (21)	Krstic, Kidd 10
70	3/28	110-132	@ Mil	L	47-23	Nash (23)	Marion (9)	Diaw (9)	Redd (28)	Bell (10)
71	3/30	114-104	@ Ind	W	48-23	Marion (29)	Marion, Nash (8)	Nash (13)	Stojakovic (25)	Foster (10)
72	3/31	140-126	@ Tor	W	49-23	Barbosa (28)	Marion (12)	Nash (10)	Peterson (38)	Sow (15)
73	4/2	102-109	@ Det	L	49-24	Marion (32)	Marion (10)	Nash (9)	Billups (35)	B. Wallace (12)
74	4/5	105-119	Vs. LAC	L	49-25	Diaw (24)	Marion (15)	Diaw (7)	Brand (34)	Brand (15)
75	4/7	107-96	Vs. LAL	W	50-25	Nash (25)	Marion (14)	Nash (8)	Bryant (51)	Odom (11)
76	4/9	114-116	@ Sea	L	50-26	Bell (23)	Diaw (12)	Nash (11)	Allen (30)	Wilcox (12)
77	4/11	123-110	@ Sac	W	51-26	Bell (25)	Marion (8)	Nash (13)	3 players (23)	Miller (10)
78	4/13	117-104	Vs. Dal	W	52-26	Marion (29)	Diaw (8)	Nash (13)	Nowitzki (36)	Nowitzki (11)
79	4/14	102-110	@ GS	L	52-27	Marion (31)	Marion (12)	Diaw (16)	Richardson (27)	Diogu (10)
80	4/16	89-109	@ LAL	L	52-28	Marion (29)	Diaw (10)	Diaw (12)	Bryant (43)	Odom (11)
81	4/17	115-78	Vs. NO	W	53-28	Barbosa (21)	Jones (10)	Nash (6)	Paul, Jackson (11)	Johnson (7)
82	4/19	106-96	@ Port	W	54-28	Marion (32)	Marion (11)	Nash (12)	Jack (18)	Khryapa (12)

# GAME-BY-GAME RESULTS, CONT.

WON 54, LOST 28

<b>G</b>	<b>Date</b>	<b>Score</b>	<b>Opp.</b>	<b>W/L</b>	<b>Rec.</b>	<b>Att.</b>	<b>1st</b>	<b>2nd</b>	<b>3rd</b>	<b>4th</b>	<b>1OT</b>	<b>2OT</b>	<b>3OT</b>
1	11/1	108-111	Vs. Dal	L	0-1	17,961	25-24	28-19	21-20	16-27	11-11	7-10	
2	11/3	122-112	@ LAL	W	1-1	18,997	31-30	35-26	29-31	27-25			
3	11/5	97-88	@ Uta	W	2-1	18,609	22-27	22-22	29-17	24-22			
4	11/6	117-118	Vs. Sac	L	2-2	17,298	33-30	27-25	26-39	31-24			
5	11/10	104-111	Vs. Det	L	2-3	17,633	25-30	27-22	30-22	22-37			
6	11/12	101-86	Vs. GS	W	3-3	16,562	35-18	18-29	28-23	20-16			
7	11/16	103-115	Vs. Mem	L	3-4	15,808	32-28	22-30	16-28	33-29			
8	11/18	102-94	Vs. Uta	W	4-4	16,332	18-19	29-23	27-25	28-27			
9	11/19	91-97	@ SA	L	4-5	18,797	25-24	28-23	20-31	18-19			
10	11/22	90-82	Vs. Tor	W	5-5	16,259	18-18	24-20	19-25	29-19			
11	11/23	100-88	@ Hou	W	6-5	18,059	25-19	31-27	19-19	25-23			
12	11/25	92-81	Vs. NJ	W	7-5	18,068	25-16	19-14	26-34	22-17			
13	11/30	109-91	Vs. Ind	W	8-5	16,674	35-17	26-27	25-20	23-27			
14	12/2	102-97	Vs. Den	W	9-5	17,852	25-27	34-15	14-33	29-22			
15	12/4	112-94	Vs. Atl	W	10-5	16,992	25-10	32-26	31-15	24-43			
16	12/6	130-85	Vs. Port	W	11-5	15,102	34-24	32-23	36-18	28-20			
17	12/7	118-110	@ GS	W	12-5	17,389	33-28	30-37	28-24	27-21			
18	12/9	85-81	Vs. NY	W	13-5	18,207	22-29	24-15	18-20	21-17			
19	12/10	91-101	@ LAC	L	13-6	17,033	34-37	23-16	19-30	15-18			
20	12/12	87-91	Vs. NO	L	13-7	15,547	23-31	23-23	16-19	25-18			
21	12/14	96-102	@ Dal	L	13-8	19,731	24-30	20-22	26-25	26-25			
22	12/16	101-88	@ NO	W	14-8	7,302	20-26	23-24	21-28	37-10			
23	12/17	87-91	@ Mem	L	14-9	16,375	20-23	29-25	16-21	22-22			
24	12/20	111-83	Vs. Sea	W	15-9	17,590	29-24	25-20	27-22	30-17			
25	12/23	111-112	Vs. Was	L	15-10	18,265	31-33	24-24	30-30	26-25			
26	12/26	103-89	@ Minn	W	16-10	17,197	24-20	21-22	35-28	23-19			
27	12/28	104-99	@ Was	W	17-10	16,424	28-24	22-26	28-26	26-23			
28	12/30	110-100	@ Char	W	18-10	18,201	27-23	29-30	25-27	29-20			
29	12/31	107-98	@ Chi	W	19-10	22,165	28-27	17-22	24-26	23-17	15-6		
30	1/2	133-140	@ NY	L	19-11	19,763	23-27	26-34	26-20	29-23	3OT	29-36	
31	1/4	105-85	Vs. Phi	W	20-11	18,301	29-28	15-17	35-16	26-24			
32	1/6	111-93	Vs. Mia	W	21-11	18,422	47-25	25-25	17-21	22-22			
33	1/7	91-86	Vs. SA	W	22-11	18,422	24-20	18-20	23-20	26-26			
34	1/10	137-139	@ Den	L	22-12	14,492	25-26	28-29	32-24	21-27	3OT	31-33	
35	1/12	112-99	Vs. GS	W	23-12	18,037	29-22	35-32	28-19	20-26			
36	1/14	115-106	Vs. Cle	W	24-12	18,422	33-31	26-26	25-21	31-28			
37	1/17	90-119	@ Sac	L	24-13	17,317	23-32	20-33	22-27	25-27			
38	1/18	112-102	@ LAC	W	25-13	16,888	30-24	37-24	29-32	16-22			
39	1/20	106-93	Vs. LAL	W	26-13	18,422	21-22	28-21	28-19	29-31			
40	1/22	149-152	Vs. Sea	L	26-14	18,294	27-35	29-27	35-34	35-30	12-12	11-14	
41	1/24	102-111	@ Orl	L	26-15	15,791	26-25	27-33	30-26	19-27			

# GAME-BY-GAME RESULTS, CONT.

<b>G</b>	<b>Date</b>	<b>Score</b>	<b>Opp.</b>	<b>W/L</b>	<b>Rec.</b>	<b>Att.</b>	<b>1st</b>	<b>2nd</b>	<b>3rd</b>	<b>4th</b>	<b>1OT</b>	<b>2OT</b>	<b>3OT</b>
42	1/26	107-98	@ Mia	W	27-15	20,025	30-20	36-27	24-25	17-26			
43	1/27	110-106	@ Atl	W	28-15	13,557	22-31	35-19	23-30	30-26			
44	1/29	106-113	@ Cle	L	28-16	20,562	32-22	28-29	27-33	19-29			
45	1/31	123-99	@ Phi	W	29-16	15,732	29-21	31-24	27-23	36-31			
46	2/1	102-94	@ Bos	W	30-16	15,019	26-16	33-22	16-31	27-25			
47	2/4	118-101	Vs. Chi	W	31-16	18,422	27-25	25-25	38-20	28-31			
48	2/6	101-103	Vs. Minn	L	31-17	17,912	28-24	24-30	28-20	21-29			
49	2/8	108-102	Vs. Mem	W	32-17	17,801	22-21	42-25	27-29	17-27			
50	2/10	112-104	Vs. Sac	W	33-17	18,422	33-21	30-27	30-28	19-28			
51	2/15	116-101	@ Den	W	34-17	18,182	31-21	32-28	31-20	22-32			
52	2/16	109-75	Vs. Hou	W	35-17	18,327	31-18	32-13	35-22	<u>11-22</u>			
53	2/22	103-94	Vs. Bos	W	36-17	18,422	31-24	22-20	26-21	24-29			
54	2/25	136-121	Vs. Cha	W	37-17	18,422	37-37	31-37	40-28	28-19			
55	2/27	111-94	@ Hou	W	38-17	13,521	19-25	33-24	30-23	29-22			
56	3/1	123-110	Vs. Mil	W	39-17	17,701	28-23	34-27	35-27	26-23			
57	3/3	123-118	Vs. Orl	W	40-17	18,422	27-19	31-37	34-40	31-22			
58	3/5	115-107	@ Dal	W	41-17	20,340	24-31	27-31	30-27	34-18			
59	3/6	101-88	@ NO	W	42-17	19,207	30-33	19-28	22-18	30-9			
60	3/9	93-117	Vs. SA	L	42-18	18,422	29-38	21-26	21-25	22-28			
61	3/11	110-102	Vs. Min	W	43-18	18,422	28-29	20-25	30-22	32-26			
62	3/12	101-111	@ Port	L	43-19	18,896	23-22	23-28	33-30	22-31			
63	3/14	129-120	@ Sea	W	44-19	16,841	36-28	31-33	35-29	27-30			
64	3/15	126-95	Vs. LAC	W	45-19	18,422	36-22	37-22	27-17	26-24			
65	3/17	102-108	@ SA	L	45-20	18,797	25-26	31-29	22-27	24-26			
66	3/21	99-107	@ Uta	L	45-21	18,948	28-26	31-21	21-36	19-24			
67	3/23	125-108	Vs. Port	W	46-21	18,422	40-36	36-29	24-15	25-30			
68	3/25	107-96	Vs. Den	W	47-21	18,422	30-27	27-21	22-27	28-21			
69	3/27	72-110	@ NJ	L	47-22	18,467	<u>18-20</u>	<u>13-30</u>	<u>14-33</u>	27-27			
70	3/28	110-132	@ Mil	L	47-23	15,573	23-25	39-33	26-46	22-28			
71	3/30	114-104	@ Ind	W	48-23	18,345	30-20	28-24	34-34	22-26			
72	3/31	140-126	@ Tor	W	49-23	19,800	39-28	31-32	34-37	36-29			
73	4/2	102-109	@ Det	L	49-24	22,076	29-22	34-27	21-32	18-28			
74	4/5	105-119	Vs. LAC	L	49-25	18,422	35-29	20-30	16-29	34-31			
75	4/7	107-96	Vs. LAL	W	50-25	18,422	31-27	33-25	16-27	27-17			
76	4/9	114-116	@ Sea	L	50-26	16,861	31-28	25-29	35-30	23-29			
77	4/11	123-110	@ Sac	W	51-26	17,317	23-30	28-38	33-16	<b>39-26</b>			
78	4/13	117-104	Vs. Dal	W	52-26	18,422	36-25	24-20	30-32	27-27			
79	4/14	102-110	@ GS	L	52-27	18,618	23-26	32-21	22-37	25-26			
80	4/16	89-109	@ LAL	L	52-28	18,997	22-35	19-27	29-21	19-26			
81	4/17	115-78	Vs. NO	W	53-28	18,422	25-20	29-20	33-24	28-14			
82	4/19	106-96	@ Port	W	54-28	19,272	23-16	32-32	33-18	18-30			

**Bold underline** indicates high quarter

*Italic underline* indicates low quarter

# 2005-06 HIGHS AND LOWS

## PHOENIX SUNS

**TOTAL PTS**  
**TOTAL PTS (Non-OT)**  
**PTS, 1ST QTR**  
**PTS, 2ND QTR**  
**PTS, 3RD QTR**  
**PTS, 4TH QTR**  
**PTS, 1ST HALF**  
**PTS, 2ND HALF**  
**PTS, OVERTIME**  
**FGM**  
**FGA**  
**FG%**  
**3-PT FGM**  
**3-PT FGA**  
**FTM**  
**FTA**  
**FT%**  
**OFF REBS**  
**DEF REBS**  
**TOTAL REBS**  
**ASSISTS**  
**STEALS**  
**TURNOVERS**  
**BLOCKED SHOTS**  
**POINTS IN THE PAINT**  
**SECOND CHANCE POINTS**  
**FAST BREAK POINTS**

### HIGHS

149 vs. Seattle (1/22)#  
140 at Toronto (3/31)  
47 vs. Miami (1/6)  
42 vs. Memphis (2/8)  
40 vs. Charlotte (2/25)  
39 at Sacramento (4/11)  
76 vs. Portland (3/23)  
72 at Sacramento (4/11)  
15 at Chicago (12/31)  
57 vs. Seattle (1/22)!  
112 at New York (1/2)!  
.581 at Philadelphia (1/31)  
20 vs. New Orleans/Okla. City (4/17)#  
44 at New York (1/2)\*  
30 vs. Charlotte (2/25)  
32 vs. Charlotte (2/25), vs. Portland (3/23)  
1.000 Six times, last vs. L.A. Lakers (4/7)  
19 at Memphis (12/17), at Port. (4/19)  
44 vs. Golden State (1/12), vs. L.A. Clippers (3/15)  
60 at Memphis (12/17)  
39 at New York (1/2)#  
12 vs. Minnesota (2/6)  
22 vs. Atlanta (12/4), at Denver (2/15)  
16 vs. Seattle (1/22)\*  
58 at Toronto (3/31)  
26 vs. Portland (3/23)  
36 at Denver (2/15)

### LOWS

72 at New Jersey (3/27)  
72 at New Jersey (3/27)  
18 Three times, last at New Jersey (3/27)  
13 at New Jersey (3/27)  
14 vs. Denver (12/2), at New Jersey (3/27)  
11 vs. Houston (2/16)  
31 at New Jersey (3/27)  
34 at L.A. Clippers (12/10)  
6 at New York (1/2), 3rd OT  
26 at New Jersey (3/27)  
68 vs. San Antonio (1/17)  
.268 at New Jersey (3/27)  
2 vs. San Antonio (1/7)  
6 vs. San Antonio (1/7)  
3 at Memphis (12/17)  
4 at Memphis (12/17)  
.556 at Orlando (1/24)  
2 vs. New Orleans/Okla. City (4/17)  
18 vs. Detroit (11/10)  
29 at San Antonio (3/17), at Milwaukee (3/28)  
16 Twice vs. Minnesota (2/6, 3/11)  
1 vs. Golden State (1/12)  
5 vs. Cleveland (1/14)  
1 Three times, last at Seattle (3/14)  
16 at Houston (11/23), vs. NO/OK (4/17)  
0 vs. New Orleans/Okla. City (4/17)  
0 at L.A. Lakers (4/16)

## OPPONENTS

**TOTAL PTS**  
**TOTAL PTS (Non-OT)**  
**PTS, 1ST QTR**  
**PTS, 2ND QTR**  
**PTS, 3RD QTR**  
**PTS, 4TH QTR**  
**PTS, 1ST HALF**  
**PTS, 2ND HALF**  
**POINTS, OVERTIME**  
**FGM**  
**FGA**  
**FG%**  
**3-PT FGM**  
**3-PT FGA**  
**FTM**  
**FTA**  
**FT%**  
**OFF REBS**  
**DEF REBS**  
**TOTAL REBS**  
**ASSISTS**  
**STEALS**  
**TURNOVERS**  
**BLOCKED SHOTS**  
**POINTS IN THE PAINT**  
**SECOND CHANCE POINTS**  
**FAST BREAK POINTS**

### HIGHS

152 vs. Seattle (1/22)#  
132 at Milwaukee (3/28)  
38 vs. San Antonio (3/9)  
38 at Sacramento (4/11)  
46 at Milwaukee (3/28)  
43 vs. Atlanta (12/4)  
74 vs. Charlotte (2/25)  
74 at Milwaukee (3/28)  
14 Three times, last vs. Seattle (1/22), 2nd OT  
54 vs. Seattle (1/22)#  
105 at New York (1/2)#  
.605 at Milwaukee (3/28)  
18 at Milwaukee (3/28)  
32 at Milwaukee (3/28)  
32 at New York (1/2)#  
54 at New York (1/2)#  
.941 Three times, last vs. Minnesota (3/11)  
26 at San Antonio (3/17)  
54 at New Jersey (3/27)  
65 at New Jersey (3/27)  
36 at Milwaukee (3/28)  
13 at San Antonio (11/19)  
24 vs. New York (12/9), vs. Minnesota (2/6)  
9 at New Orleans/Oklahoma City (12/16)  
68 at New York (1/2)#, at Dallas (3/5)  
30 at San Antonio (3/17)  
30 at Golden State (1/27), at Denver (2/15)

### LOWS

75 vs. Houston (2/16)  
75 vs. Houston (2/16)  
10 vs. Atlanta (12/4)  
13 vs. Houston (2/16)  
15 vs. Atlanta (12/4)  
9 at New Orleans/Oklahoma City (3/6)  
30 vs. New Jersey (11/25)  
27 at New Orleans/Oklahoma City (3/6)  
6 at Chicago (12/31)  
30 Four times, last vs. NO/OK (4/17)  
69 at Sacramento (4/11)  
.330 vs. Seattle (12/20)  
0 at Denver (2/15)  
7 at L.A. Clippers (1/18)  
7 vs. Toronto (11/22)  
11 at Chicago (12/31)#  
.545 at Detroit (4/2)  
5 vs. New Orleans/Oklahoma City (12/12)  
23 at Sacramento (4/11)  
32 at Sacramento (4/11)  
8 vs. Atlanta (12/4)  
1 vs. Cleveland (1/14)  
5 at Memphis (12/17)  
0 Four times, last at Toronto (3/31)  
18 vs. New Jersey (11/25)  
1 vs. Minnesota (2/6)  
0 at Minnesota (12/26), at San Antonio (3/17)

\* team record

# overtime

! NBA record

# 2005-06 INDIVIDUAL HIGHS

## PHOENIX SUNS

<b>POINTS</b>	44	Shawn Marion vs. Boston (2/22)
<b>PTS, QTR</b>	19	Steve Nash vs. Minnesota (3/11), 3rd
<b>PTS, HALF</b>	23	Shawn Marion vs. Boston (2/22), 1st
<b>MINS</b>	60	Shawn Marion at New York (1/2)#
<b>FGM</b>	15	Shawn Marion, Three times, last vs. Boston (2/22)
<b>FGA</b>	30	Shawn Maron vs. Seattle (1/22)#
<b>3-PT FGM</b>	8	Raja Bell at Denver (1/10)#
<b>3-PT FGA</b>	15	Raja Bell at Denver (1/10)#
<b>FTM</b>	11	Steve Nash vs. Minnesota (2/6)
<b>FTA</b>	11	Steve Nash twice, at Charlotte (12/30, vs. Minn. (2/6) James Jones at Denver (1/10)#
<b>OFF REBS</b>	9	Shawn Marion vs. Toronto (11/22)
<b>DEF REBS</b>	19	Shawn Marion vs. Charlotte (2/25)
<b>TOTAL REBS</b>	24	Shawn Marion vs. Charlotte (2/25)
<b>ASTS</b>	22	Steve Nash at New York (1/2)#
<b>STLS</b>	8	Shawn Marion vs. Minnesota (2/6)
<b>BLKS</b>	6	Shawn Marion at Memphis (12/17)
<b>TO</b>	8	Steve Nash vs. Toronto (11/22)

## OPPONENTS

<b>POINTS</b>	51	Kobe Bryant vs. L.A. Lakers (4/7)
<b>PTS, QTR</b>	23	P. Stojakovic vs. Sacramento (11/6), 3rd
<b>PTS, HALF</b>	33	Paul Pierce at Boston (2/1), 2nd
<b>MINS</b>	53	Vladimir Radmanovic vs. Seattle (1/22)#
<b>FGM</b>	19	Kobe Bryant vs. L.A. Lakers (4/7)
<b>FGA</b>	33	Kobe Bryant twice vs. L.A. Lakers (1/20, 4/7) LeBron James at Cleveland (1/29)
<b>3-PT FGM</b>	9	Ben Gordon vs. Chicago (2/4)
<b>3-PT FGA</b>	16	Ray Allen vs. Seattle (1/22)#
<b>FTM</b>	20	Kobe Bryant at L.A. Lakers (4/16)
<b>FTA</b>	23	Kobe Bryant at L.A. Lakers (4/16)
<b>OFF REBS</b>	9	Tim Duncan at San Antonio (3/17)
<b>DEF REBS</b>	19	Marcus Camby vs. Denver (12/2)
<b>TOTAL REBS</b>	22	Samuel Dalembert vs. Philadelphia (1/4)
<b>ASTS</b>	14	Brevin Knight vs. Charlotte (2/25)
<b>STLS</b>	5	Keyon Dooling vs. Orlando (3/3), Ben Wallace at Detroit (3/21)
<b>BLKS</b>	4	Five times, last by Ike Diogu at G.S. (4/14)
<b>TO</b>	6	Five times, last by Ray Allen at Seattle (4/9)

# overtime

\*team record

\$ NBA season-high

# 2005-06 SEASON

## TEAM VS. TEAM STANDINGS

### Final 2005-06 Regular Season Standings National Basketball Association

#### EASTERN CONFERENCE

##### ATLANTIC DIVISION

	W	L	PCT	GB	HOME	ROAD	LAST-10	STREAK
New Jersey	49	33	.598	-	29-12	20-21	5-5	Lost 2
Philadelphia	38	44	.463	11	23-18	15-26	4-6	Lost 1
Boston	33	49	.402	16	21-20	12-29	3-7	Won 1
Toronto	27	55	.329	22	15-26	12-29	1-9	Lost 2
New York	23	59	.280	26	15-26	8-33	4-6	Won 1

##### CENTRAL DIVISION

	W	L	PCT	GB	HOME	ROAD	LAST-10	STREAK
Detroit	64	18	.780	-	37-4	27-14	6-4	Lost 2
Cleveland	50	32	.610	14	31-10	19-22	7-3	Won 2
Indiana	41	41	.500	23	27-14	14-27	6-4	Won 2
Chicago	41	41	.500	23	21-20	20-21	9-1	Won 6
Milwaukee	40	42	.488	24	25-16	15-26	4-6	Lost 1

##### SOUTHEAST DIVISION

	W	L	PCT	GB	HOME	ROAD	LAST-10	STREAK
Miami	52	30	.634	-	31-10	21-20	4-6	Lost 3
Washington	42	40	.512	10	27-14	15-26	5-5	Won 3
Orlando	36	46	.439	16	26-15	10-31	8-2	Lost 2
Atlanta	26	56	.317	26	18-23	8-33	4-6	Lost 1
Charlotte	26	56	.317	26	17-24	9-32	6-4	Won 4

#### WESTERN CONFERENCE

##### SOUTHWEST DIVISION

	W	L	PCT	GB	HOME	ROAD	LAST-10	STREAK
San Antonio	63	19	.768	-	34-7	29-12	7-3	Won 3
Dallas	60	22	.732	3	34-7	26-15	6-4	Lost 1
Memphis	49	33	.598	14	30-11	19-22	8-2	Won 5
NO/Okla. City	38	44	.463	25	24-17	14-27	3-7	Lost 4
Houston	34	48	.415	29	15-26	19-22	2-8	Lost 1

##### NORTHWEST DIVISION

	W	L	PCT	GB	HOME	ROAD	LAST-10	STREAK
Denver	44	38	.537	-	26-15	18-23	4-6	Lost 4
Utah	41	41	.500	3	22-19	19-22	7-3	Won 1
Seattle	35	47	.427	9	22-19	13-28	6-4	Won 1
Minnesota	33	49	.402	11	24-17	9-32	3-7	Lost 3
Portland	21	61	.256	23	15-26	6-35	1-9	Lost 8

##### PACIFIC DIVISION

	W	L	PCT	GB	HOME	ROAD	LAST-10	STREAK
<b>Phoenix</b>	<b>54</b>	<b>28</b>	<b>.659</b>	-	<b>31-10</b>	<b>23-18</b>	<b>5-5</b>	<b>Won 2</b>
L.A. Clippers	47	35	.573	7	27-14	20-21	5-5	Won 1
L.A. Lakers	45	37	.549	9	27-14	18-23	7-3	Won 5
Sacramento	44	38	.537	10	27-14	17-24	8-2	Won 3
GoldenState	34	48	.415	20	21-20	13-28	4-6	Lost 1

# 2005-06 SEASON

## TEAM AND OPPONENT STATISTICS

### Teams' Statistics

TEAM	G	FIELD GOALS			3-PT. F.G.'S			FREE THROWS			REBOUNDS			MISCELLANEOUS				SCORING		
		MADE	ATT.	PCT.	MADE	ATT.	PCT.	MADE	ATT.	PCT.	OFF.	DEF.	TOT.	AST	PF	DQ	STL	TO	BLK	PTS
Atl.	82	35.93	79.22	.454	5.17	14.07	.367	20.20	26.91	.750	13.04	27.22	40.26	19.82	25.05	0.30	7.16	15.66	4.80	97.2
Bos.	82	35.99	77.10	.467	5.70	15.73	.362	20.29	26.88	.755	9.91	29.66	39.57	20.93	24.79	0.29	7.05	16.57	5.15	98.0
Cha.	82	36.11	83.45	.433	5.22	15.38	.339	19.43	26.66	.729	12.07	27.68	39.76	20.94	23.90	0.21	10.02	14.23	4.32	96.9
Chi.	82	36.63	82.16	.446	6.83	18.01	.379	17.71	23.99	.738	11.05	31.73	42.78	22.00	24.85	0.39	6.20	14.93	4.21	97.8
Clev.	82	35.46	78.20	.454	6.06	17.87	.339	20.60	28.27	.729	11.70	30.62	42.32	19.02	21.13	0.20	6.91	13.87	4.78	97.6
Dall.	82	35.95	77.74	.462	5.07	13.57	.374	22.17	28.32	.783	12.56	29.65	42.21	17.96	22.37	0.21	7.23	13.56	5.95	99.1
Den.	82	37.54	81.37	.461	4.27	13.12	.325	20.99	28.20	.744	11.01	30.32	41.33	23.43	22.72	0.09	8.51	14.83	5.65	100.3
Det.	82	36.38	79.98	.455	6.79	17.70	.384	17.29	23.78	.727	11.89	28.62	40.51	24.04	18.45	0.09	7.07	11.35	5.98	96.8
G.S.	82	35.84	82.74	.433	7.62	22.34	.341	19.18	26.71	.718	11.95	30.30	42.26	20.66	23.67	0.21	7.37	14.10	4.35	98.5
Hou.	82	33.02	76.24	.433	5.72	17.24	.332	18.32	24.15	.759	10.35	31.28	41.63	19.27	22.72	0.26	7.17	14.55	3.90	90.1
Ind.	82	33.98	76.51	.444	6.54	18.73	.349	19.40	26.32	.737	10.95	31.21	42.16	19.89	22.21	0.20	7.29	15.29	4.99	93.9
LA-C	82	36.50	78.57	.465	3.54	10.28	.344	20.66	26.12	.791	10.10	32.98	43.07	20.83	22.83	0.15	6.51	14.45	6.13	97.2
LA-L	82	36.49	80.57	.453	6.73	19.30	.349	19.73	26.49	.745	11.83	30.34	42.17	21.15	23.10	0.23	7.66	13.94	4.27	99.4
Mem.	82	33.49	74.70	.448	7.20	19.24	.374	18.00	25.33	.711	10.17	29.01	39.18	19.34	21.43	0.21	7.32	13.83	5.39	92.2
Miami	82	37.06	77.50	.478	6.06	17.57	.345	19.71	28.17	.700	10.46	32.62	43.09	20.63	22.82	0.21	6.37	14.46	5.39	99.9
Milw.	82	36.29	80.07	.453	6.18	16.28	.380	19.04	25.79	.738	11.33	29.85	41.18	21.57	23.20	0.30	7.28	14.60	3.29	97.8
Minn.	82	35.22	77.32	.456	3.78	11.49	.329	17.51	23.11	.758	9.89	29.54	39.43	20.93	23.04	0.24	6.82	14.50	5.74	91.7
N.J.	82	33.88	77.04	.440	5.82	17.65	.330	20.22	26.67	.758	10.02	30.96	40.99	22.98	23.21	0.23	6.80	13.65	3.39	93.8
N.Ok.	82	34.52	78.39	.440	3.66	10.79	.339	20.11	26.54	.758	11.20	29.01	40.21	18.52	21.78	0.13	7.45	13.35	3.79	92.8
N.Y.	82	34.41	75.68	.455	3.90	10.78	.362	22.90	31.55	.726	12.61	28.78	41.39	17.90	26.30	0.20	6.77	17.67	3.30	95.6
Orl.	82	35.50	75.21	.472	3.65	9.71	.376	20.28	27.77	.730	10.88	29.29	40.17	18.23	23.27	0.23	6.49	15.12	4.41	94.9
Phil.	82	36.60	79.83	.458	4.57	12.57	.364	21.59	28.41	.760	10.65	29.57	40.22	20.16	20.88	0.22	7.94	14.13	4.93	99.4
<b>Phoe.</b>	<b>82</b>	<b>41.83</b>	<b>87.40</b>	<b>.479</b>	<b>10.21</b>	<b>25.57</b>	<b>.399</b>	<b>14.50</b>	<b>17.99</b>	<b>.806</b>	<b>9.49</b>	<b>32.32</b>	<b>41.80</b>	<b>26.57</b>	<b>20.52</b>	<b>0.28</b>	<b>6.70</b>	<b>13.27</b>	<b>5.02</b>	<b>108.4</b>
Port.	82	34.04	76.43	.445	4.44	12.71	.349	16.33	23.71	.689	10.80	26.87	37.67	18.17	22.29	0.16	6.45	14.70	5.30	88.8
Sac.	82	36.02	79.27	.454	6.02	17.17	.351	20.78	26.50	.784	10.39	30.16	40.55	22.26	20.39	0.07	7.41	14.62	3.65	98.9
S.A.	82	36.50	77.34	.472	6.39	16.61	.385	16.18	23.06	.702	10.38	31.07	41.45	20.94	20.90	0.15	6.62	13.73	5.70	95.6
Sea.	82	37.52	81.84	.459	7.38	19.89	.371	20.15	25.66	.785	12.35	27.23	39.59	20.68	23.57	0.21	7.59	14.73	3.73	102.6
Tor.	82	36.74	80.96	.454	7.41	19.76	.375	20.16	25.48	.791	10.54	27.94	38.48	19.43	23.96	0.26	6.45	13.06	3.32	101.1
Utah	82	33.46	75.70	.442	3.79	11.28	.336	21.63	30.07	.719	13.06	29.02	42.09	21.61	24.78	0.29	6.39	15.73	6.00	92.4
Wash.	82	36.28	81.17	.447	6.06	17.00	.357	23.04	30.44	.757	12.62	28.59	41.21	18.57	22.62	0.22	8.02	13.94	4.13	101.7

### Opponents' Statistics

TEAM	MADE	ATT.	PCT.	3-PT. F.G.'S			FREE THROWS			REBOUNDS			MISCELLANEOUS				SCORING			
				MADE	ATT.	PCT.	MADE	ATT.	PCT.	OFF.	DEF.	TOT.	AST	PF	DQ	STL	TO	BLK	PTS	AVG
Atl.	82	37.50	78.45	.478	5.41	14.70	.368	21.56	28.93	.745	11.96	28.48	40.44	20.60	22.62	0.16	7.28	14.96	5.15	102.0
Bos.	82	35.90	78.80	.456	5.44	15.43	.353	22.26	29.96	.743	11.10	28.89	39.99	21.50	22.40	0.20	8.39	14.76	4.93	99.5
Cha.	82	37.38	78.17	.478	5.59	15.67	.356	20.52	27.84	.737	11.46	32.52	43.99	22.94	23.52	0.22	7.04	17.85	5.38	100.9
Chi.	82	33.82	79.45	.426	6.11	17.41	.351	23.43	30.15	.777	10.74	30.99	41.73	20.15	22.96	0.27	7.45	14.98	5.12	97.2
Clev.	82	35.96	79.04	.455	5.60	15.74	.356	17.83	24.02	.742	9.84	29.52	39.37	20.32	22.46	0.23	6.59	13.16	4.35	95.4
Dall.	82	34.16	77.06	.443	4.93	13.66	.361	19.83	26.38	.752	11.40	26.94	38.34	17.48	23.88	0.16	6.54	14.04	4.88	93.1
Den.	82	37.44	82.49	.454	6.46	18.05	.358	18.76	25.49	.736	11.77	30.11	41.88	23.89	23.30	0.34	7.15	16.13	5.32	100.1
Det.	82	35.55	78.66	.452	4.01	12.34	.325	15.06	20.45	.736	11.60	29.26	40.85	18.79	21.05	0.15	5.87	13.96	3.48	90.2
G.S.	82	37.16	81.39	.457	5.72	16.28	.351	19.80	26.67	.743	12.01	32.46	44.48	22.29	23.40	0.17	7.02	15.34	4.99	99.8
Hou.	82	33.02	76.95	.429	6.60	17.87	.369	19.02	26.04	.731	10.66	30.21	40.87	20.09	20.93	0.17	7.10	13.34	4.55	91.7
Ind.	82	34.52	79.32	.435	4.52	13.21	.343	18.43	25.12	.733	11.80	29.46	41.27	18.54	21.95	0.16	8.06	13.56	4.87	92.0
LA-C	82	35.21	80.95	.435	5.78	16.67	.347	19.43	26.52	.732	10.46	29.66	40.12	21.52	21.67	0.13	6.95	12.84	4.33	95.6
LA-L	82	35.91	79.84	.450	5.78	16.37	.353	19.33	25.89	.747	10.89	29.26	40.15	21.10	23.48	0.30	6.54	14.12	4.32	96.9
Mem.	82	32.82	75.27	.436	4.98	14.91	.334	17.87	23.68	.754	11.30	29.32	40.62	19.57	22.77	0.17	7.28	14.79	5.56	88.5
Miami	82	35.01	79.62	.440	5.98	16.57	.361	20.02	27.11	.739	10.07	28.77	38.84	19.46	23.63	0.29	6.83	12.96	3.63	96.0
Milw.	82	36.24	77.84	.466	5.98	16.89	.354	20.38	27.28	.747	10.15	30.18	40.33	22.52	23.62	0.24	7.39	14.41	5.05	98.8
Minn.	82	34.78	78.95	.441	5.45	14.99	.364	18.60	25.27	.736	11.88	29.40	41.28	18.95	21.17	0.17	6.57	13.89	4.56	93.6
N.J.	82	33.29	75.88	.439	5.67	16.29	.348	20.17	27.22	.741	9.60	31.70	41.29	20.01	23.04	0.28	7.18	14.35	4.01	92.4
N.Ok.	82	35.16	76.66	.459	6.66	18.12	.367	18.66	24.56	.760	10.49	30.46	40.95	19.32	23.29	0.21	6.43	14.60	5.27	95.6
N.Y.	82	36.18	77.55	.467	6.89	18.23	.378	22.78	30.24	.753	10.77	27.80	38.57	21.27	25.35	0.34	8.22	14.07	5.33	102.0
Orl.	82	35.00	77.16	.454	5.61	15.70	.357	20.39	27.87	.732	11.11	27.30	38.41	20.05	23.16	0.22	7.50	13.40	4.71	96.0
Phil.	82	37.80	81.70	.463	6.07	17.32	.351	19.62	25.74	.762	11.88	30.89	42.77	22.95	23.15	0.28	7.68	15.48	4.71	101.3
<b>Phoe.</b>	<b>82</b>	<b>39.55</b>	<b>87.09</b>	<b>.454</b>	<b>6.29</b>	<b>17.35</b>	<b>.363</b>	<b>17.43</b>	<b>23.85</b>	<b>.731</b>	<b>12.54</b>	<b>33.35</b>	<b>45.89</b>	<b>18.85</b>	<b>19.79</b>	<b>0.11</b>	<b>7.21</b>	<b>14.85</b>	<b>3.44</b>	<b>102.8</b>
Port.	82	36.98	78.93	.468	6.07	15.93	.381	18.27	24.04	.760	12.55	29.82	42.37	21.18	20.78	0.11	7.22	12.93	4.91	98.3
Sac.	82	37.23	82.02	.454	5.63	16.05	.351	17.22	23.06	.747	11.62	30.52	42.15	21.13	23.00	0.26	8.00	14.62	4.91	97.3
S.A.	82	33.93	78.29	.433	3.66	10.80	.339	17.24	23.32	.740	10.80	29.48	40.28	16.29	20.84	0.15	7.30	13.85	4.18	88.8
Sea.	82	39.05	80.44	.485	6.61	17.62	.375	20.89	27.50	.760	12.23	28.24	40.48	24.06	22.20	0.22	7.29	14.56	4.87	105.6
Tor.	82	38.59	78.63	.491	6.20	16.62	.373	20.68	27.65	.748	10.18	30.96	41.15	23.63	22.37	0.12	6.32	14.21</		

# 2005-06 SEASON

## 2005-06 REGULAR SEASON NBA LEADERS

SCORING AVERAGE					REBOUNDS PER GAME					ASSISTS PER GAME					
G	FG	FT	PTS	AVG	G	OFF	DEF	TOT	AVG	G	AST	AVG			
<b>Bryant, LA-L (1)</b>	<b>80</b>	<b>978</b>	<b>696</b>	<b>2832</b>	<b>35.4</b>	Garnett, Min.	76	214	752	966	12.7	<b>Nash, Pho. (1)</b>	<b>79</b>	<b>826</b>	<b>10.5</b>
Iverson, Phi.	72	815	675	2377	33.0	Howard, Orl.	82	288	734	1022	12.5	Davis, G.S.	54	480	8.9
James, Cle.	79	875	601	2478	31.4	<b>Marion, Pho. (3)</b>	<b>81</b>	<b>249</b>	<b>710</b>	<b>959</b>	<b>11.8</b>	Knight, Cha.	69	610	8.8
Arenas, Was.	80	746	655	2346	29.3	B. Wallace, Det.	82	301	622	923	11.3	Billups, Det.	81	699	8.6
Wade, Mia.	75	699	629	2040	27.2	Duncan, S.A.	80	231	650	881	11.0	Kidd, N.J.	80	672	8.4
Pierce, Bos.	79	689	627	2116	26.8	Murphy, G.S.	74	195	548	743	10.0	Miller, Den.	82	674	8.2
Nowitzki, Dal.	81	751	539	2151	26.6	Brand, LA-C	79	236	554	790	10.0	Paul, N.Ok	78	611	7.8
Anthony, Den.	80	756	573	2122	26.5	Webber, Phi.	75	184	557	741	9.9	Iverson, Phi.	72	532	7.4
Redd, Mil.	80	682	501	2028	25.4	Kaman, LA-C	78	187	563	750	9.6	Ridnour, Sea.	79	550	7.0
Allen, Sea.	78	681	324	1955	25.1	Magloire, Mil.	82	220	558	778	9.5	Alston, Hou.	63	425	6.7
Brand, LA-C	79	756	440	1953	24.7	Jamison, Was.	82	167	598	765	9.3	Wade, Mia.	75	503	6.7
Carter, N.J.	79	653	480	1911	24.2	Bosh, Tor.	70	204	443	647	9.2	James, Cle.	79	521	6.6
Richardson, G.S.	75	641	276	1741	23.2	Odom, LA-L	80	181	557	738	9.2	Ford, Mil.	72	473	6.6
Bosh, Tor	70	549	474	1572	22.5	Okur, Utah	82	211	535	746	9.1	Johnson, Atl.	82	536	6.5
<b>Marion, Pho. (T15)</b>	<b>81</b>	<b>716</b>	<b>241</b>	<b>1769</b>	<b>21.8</b>	Chandler, Chi.	79	265	449	714	9.0	Hinrich, Chi.	81	514	6.3
Garnett, Min.	76	626	396	1656	21.8	Nowitzki, Dal.	81	115	613	728	9.0	Cassell, LA-C	78	491	6.3
Bibby, Sac.	82	597	342	1728	21.1	Gasol, Mem.	80	191	522	713	8.9	<b>Diaw, Pho. (17)</b>	<b>81</b>	<b>503</b>	<b>6.2</b>
Jamison, Was.	82	660	217	1684	20.5	Gooden, Cle.	79	237	428	665	8.4	Arenas, Was.	80	484	6.1
Gasol, Mem.	80	600	425	1628	20.4	Randolph, Por.	74	193	399	592	8.0	James, Tor.	79	460	5.8
James, Tor.	79	576	283	1604	20.3	Pachulia, Atl.	78	264	349	613	7.9	Parker, S.A.	80	460	5.8
Webber, Phi.	75	617	263	1518	20.2	Haslem, Mia.	81	167	467	634	7.8	Felton, Cha.	80	446	5.6
Johnson, Atl.	82	632	261	1653	20.2	Dampier, Dal.	82	273	367	640	7.8	Odom, LA-L	80	443	5.5
Hamilton, Det.	80	649	256	1609	20.1	Miller, Sac.	79	122	493	615	7.8	Bibby, Sac.	82	444	5.4
Lewis, Sea.	78	538	350	1568	20.1	Ilgaskas, Cle.	78	245	346	591	7.6	Davis, Bos.-Min.	78	394	5.1
Jefferson, N.J.	78	495	471	1521	19.5	Thomas, Sac.	82	199	419	618	7.5	Duhon, Chi.	74	373	5.0
Davis, Bos.-Min.	78	584	275	1516	19.4	West, N.Ok	74	168	380	548	7.4	Francis, Orl.-N.Y.	70	345	4.9
Szczerbiak, Min-Bos	72	493	278	1366	19.0	Brown, N.Ok	75	182	365	547	7.3	Claxton, N.Ok	71	339	4.8
Parker, S.A.	80	623	253	1510	18.9	Kidd, N.J.	80	86	494	580	7.3	Pierce, Bos.	79	375	4.7
<b>Nash, Pho. (29)</b>	<b>79</b>	<b>541</b>	<b>257</b>	<b>1489</b>	<b>18.8</b>	James, Cle.	79	75	481	556	7.0	Miller, Sac.	79	374	4.7
Harrington, Atl.	76	551	243	1411	18.6	Bogut, Mil.	82	189	384	573	7.0	Gasol, Mem.	80	371	4.6
Duncan, S.A.	80	574	335	1485	18.6	<b>Diaw, Pho. (T31)</b>	<b>81</b>	<b>159</b>	<b>399</b>	<b>558</b>	<b>6.9</b>	West, Bos.	71	329	4.6
Billups, Det.	81	423	465	1495	18.5	Harrington, Atl.	76	132	391	523	6.9	Bryant, LA-L	80	360	4.5
Stojakovic, Sac-Ind	71	445	238	1290	18.2	Jefferson, N.J.	78	95	439	534	6.8	Williams, Utah	80	359	4.5
Randolph, Por.	74	536	245	1333	18.0	R. Wallace, Det.	80	90	457	547	6.8	Johnson, Ind.	75	324	4.3
Okur, Utah	82	519	354	1472	18.0	Pierce, Bos.	79	77	453	530	6.7	Fisher, G.S.	82	352	4.3
Butler, Was.	75	494	289	1318	17.6	Howard, Hou.	80	168	367	535	6.7	Carter, N.J.	79	338	4.3
Cassell, LA-C	78	493	289	1345	17.2	J. Smith, Atl.	80	176	355	531	6.6	Snow, Cle.	82	346	4.2
Terry, Dal.	80	516	168	1371	17.1	Deng, Chi.	78	127	389	516	6.6	Watson, Den.-Sea.	70	289	4.1
West, N.Ok	74	530	199	1262	17.1	Brown, LA-L	72	182	291	473	6.6	Garnett, Min.	76	308	4.1
Gordon, Chi.	80	486	211	1349	16.9	Villanueva, Tor.	81	181	340	521	6.4	Jaric, Min.	75	293	3.9

# 2005-06 SEASON

## 2005-06 REGULAR SEASON NBA LEADERS

FIELD GOAL PCT.	FG	FGA	PCT	3-PT FIELD GOAL PCT.	3FG	3GA	PCT	FREE THROW PCT.	FT	FTA	PCT
O'Neal, Mia.	480	800	.600	Hamilton, Det.	55	120	.458	<b>Nash, Pho. (1)</b>	<b>257</b>	<b>279</b>	<b>.921</b>
Curry, N.Y.	336	597	.563	Lue, Atl.	58	127	.457	Stojakovic, Sac.-Ind	238	260	.915
Parker, S.A.	623	1136	.548	<b>Barbosa, Pho. (3)</b>	<b>87</b>	<b>196</b>	<b>.444</b>	Allen, Sea.	324	359	.903
Wallace, Cha.	317	589	.538	James, Tor.	169	382	.442	Nowitzki, Dal.	539	598	.901
Bogut, Mil.	323	606	.533	<b>Bell, Pho. (T4)</b>	<b>197</b>	<b>446</b>	<b>.442</b>	Szczerbiak, Min.-Bos	278	310	.897
Howard, Orl.	468	881	.531	<b>Nash, Pho. (6)</b>	<b>150</b>	<b>342</b>	<b>.439</b>	Billups, Det.	465	520	.894
Brand, LA-C	756	1435	.527	Gordon, Chi.	166	382	.435	Stackhouse, Dal.	195	221	.882
<b>Diaw, Pho. (T8)</b>	<b>449</b>	<b>853</b>	<b>.526</b>	Billups, Det.	184	425	.433	Redd, Mil.	501	571	.877
Garnett, Min.	626	1191	.526	Bowen, S.A.	104	245	.424	Ridnour, Sea.	199	227	.877
Abdur-Rahim, Sac.	332	632	.525	Nelson, Orl.	70	165	.424	Boykins, Den.	152	174	.874
<b>Marlon, Pho. (T10)</b>	<b>716</b>	<b>1365</b>	<b>.525</b>	Bell, Mil.	71	168	.423	Butler, Was.	289	332	.870
Kaman, LA-C	369	706	.523	Korver, Phi.	184	438	.420	Cassell, LA-C	289	335	.863
Yao, Hou.	467	900	.519	Simmons, Mil.	105	250	.420	Turkoglu, Orl.	255	296	.861
Brezec, Cha.	409	791	.517	Bonner, Tor.	102	243	.420	Yao, Hou.	337	395	.853
Patterson, Por.-Den.	327	635	.515	Williams, Utah	91	219	.416	Bryant, LA-L	696	819	.850
<b>Nash, Pho. (T16)</b>	<b>541</b>	<b>1056</b>	<b>.512</b>	Blake, Por.	76	184	.413	Bibby, Sac.	342	403	.849
Gooden, Cle.	334	652	.512	Allen, Sea.	269	653	.412	Paul, N.Ok	394	465	.847
West, N.Ok	530	1036	.512	Terry, Dal.	171	416	.411	Martin, Sac.	188	222	.847
Blount, Bos.-Min.	373	734	.508	Miller, Mem.	138	339	.407	Daniels, Was.	284	336	.845
Haslem, Mia.	300	591	.508	Nowitzki, Dal.	110	271	.406	Hamilton, Det.	256	303	.845
Krstic, N.J.	447	881	.507	Watson, Den.-Sea.	110	272	.404	West, N.Ok	199	236	.843
Ilgauskas, Cle.	450	889	.506	Posey, Mia.	117	290	.403	Nocioni, Chi.	204	242	.843
Bosh, Tor.	549	1087	.505	Turkoglu, Orl.	114	283	.403	Wilkins, Sea.	136	162	.840
Thomas, Sac.	305	604	.505	Stojakovic, Sac.-Ind	162	404	.401	Mobley, LA-C	229	273	.839
Gasol, Mem.	600	1194	.503	Szczerbiak, Min.-Bos	102	255	.400	James, Tor.	283	338	.837
Iguodala, Phi.	344	688	.500	Robinson, N.Y.	58	146	.397	Ilgauskas, Cle.	317	380	.834
Miller, Sac.	434	877	.495	Fisher, G.S.	117	295	.397	Fisher, G.S.	244	293	.833
Wade, Mia.	699	1413	.495	Barry, S.A.	80	202	.396	Miller, Sac.	280	338	.828
Jefferson, N.J.	495	1005	.493	Peterson, Tor.	177	448	.395	Maggette, LA-C	212	256	.828
Hamilton, Det.	649	1322	.491	Redd, Mil.	163	413	.395	Brown, N.Ok	139	168	.827
Battier, Mem.	303	621	.488	Finley, S.A.	110	279	.394	Crawford, N.Y.	295	357	.826
Szczerbiak, Min.-Bos	493	1012	.487	Jamison, Was.	147	373	.394	Frye, N.Y.	189	229	.825
West, Bos.	333	684	.487	Battier, Mem.	65	165	.394	Simmons, Mil.	165	200	.825
Duncan, S.A.	574	1185	.484	LaFrentz, Bos.	112	286	.392	Carroll, Cha.	138	168	.821
Nelson, Orl.	347	719	.483	Nocioni, Chi.	93	238	.391	Arenas, Was.	655	799	.820
Odom, LA-L	445	925	.481	Radmanovic, Sea.-LA	138	354	.390	Peterson, Tor.	241	294	.820
Anthony, Den.	756	1572	.481	<b>House, Pho. (T37)</b>	<b>123</b>	<b>316</b>	<b>.389</b>	Lewis, Sea.	350	428	.818
Nowitzki, Dal.	751	1564	.480	Carroll, Cha.	72	185	.389	Bosh, Tor.	474	581	.816
James, Cle.	875	1823	.480	Jackson, Mem.	129	332	.389	Hinrich, Chi.	256	314	.815
Frye, N.Y.	305	640	.477	Bibby, Sac.	192	497	.386	Iverson, Phi.	675	829	.814

# 2005-06 SEASON

## 2005-06 REGULAR SEASON NBA LEADERS

STEALS PER GAME			BLOCKS PER GAME			MINUTES PER GAME					
G	STL	AVG	G	BLK	AVG	G	MIN	AVG			
Wallace, Cha.	55	138	2.51	Camby, Den.	56	184	3.29	Iverson, Phi.	72	3103	43.1
Knight, Cha.	69	157	2.28	Kirilenko, Utah	69	220	3.19	James, Cle.	79	3361	42.5
Paul, N.Ok	78	175	2.24	Mourning, Mia.	65	173	2.66	Arenas, Was.	80	3384	42.3
Arenas, Was.	80	161	2.01	J. Smith, Atl.	80	208	2.60	Davis, Bos.-Min.	78	3207	41.1
<b>Marion, Pho. (5)</b>	<b>81</b>	<b>160</b>	<b>1.98</b>	Brand, LA-C	79	201	2.54	Bryant, LA-L	80	3277	41.0
Wade, Mia.	75	146	1.95	Dalembert, Phi.	66	160	2.42	Johnson, Atl.	82	3340	40.7
Iverson, Phi.	72	140	1.94	Przybilla, Por.	56	130	2.32	<b>Marion, Pho. (17)</b>	<b>81</b>	<b>3263</b>	<b>40.3</b>
Kidd, N.J.	80	150	1.88	O'Neal, Ind.	51	117	2.29	Odom, LA-L	80	3221	40.3
Bryant, LA-L	80	147	1.84	B. Wallace, Det.	82	181	2.21	Jamison, Was.	82	3288	40.1
B. Wallace, Det.	82	146	1.78	Griffin, Min.	70	148	2.11	Artest, Ind.-Sac.	56	2207	39.4
E. Jones, Mem.	75	131	1.75	Wallace, Cha.	55	115	2.09	Bosh, Tor.	70	2751	39.3
Parker, LA-L	82	140	1.71	Duncan, S.A.	80	162	2.03	Brand, LA-C	79	3099	39.2
Butler, Was.	75	127	1.69	Gasol, Mem.	80	153	1.91	Jefferson, N.J.	78	3059	39.2
Iguodala, Phi.	82	135	1.65	Diop, Dal.	81	146	1.80	Gasol, Mem.	80	3135	39.2
James, Cle.	79	123	1.56	O'Neal, Mia.	59	104	1.76	Redd, Mil.	80	3130	39.1
Ridnour, Sea.	79	123	1.56	Ilgaukas, Cle.	78	136	1.74	Pierce, Bos.	79	3084	39.0
Fisher, G.S.	82	125	1.52	<b>Marion, Pho. (17)</b>	<b>81</b>	<b>137</b>	<b>1.69</b>	Garnett, Min.	76	2957	38.9
Claxton, N.Ok	71	108	1.52	R. Wallace, Det.	80	130	1.63	Allen, Sea.	78	3022	38.7
Ford, Mil.	72	104	1.44	Foyle, G.S.	77	125	1.62	Bibby, Sac.	82	3167	38.6
Jaric, Min.	75	108	1.44	Perkins, Bos.	68	105	1.54	Alston, Hou.	63	2431	38.6
Webber, Phi.	75	103	1.37	Garnett, Min.	76	107	1.41	Webber, Phi.	75	2893	38.6
Garnett, Min.	76	104	1.37	Battier, Mem.	81	114	1.41	Wade, Mia.	75	2892	38.6
Pierce, Bos.	79	107	1.35	Howard, Orl.	82	115	1.40	Richardson, G.S.	75	2877	38.4
Allen, Sea.	78	105	1.35	Kaman, LA-C	78	108	1.38	Peterson, Tor.	82	3140	38.3
Lewis, Sea.	78	102	1.31	Chandler, Chi.	79	104	1.32	Nowitzki, Dal.	81	3089	38.1
Richardson, G.S.	75	97	1.29	Haywood, Was.	79	104	1.32	Szczerbiak, Min.-Bos.	72	2729	37.9
Miller, Den.	82	106	1.29	Dampier, Dal.	82	106	1.29	Kirilenko, Utah	69	2604	37.7
Jackson, Ind.	81	104	1.28	Bosh, Tor.	70	79	1.13	Mobley, LA-C	79	2979	37.7
Felton, Cha.	80	102	1.28	Nesterovic, S.A.	80	88	1.10	Iguodala, Phi.	82	3086	37.6
Peterson, Tor.	82	104	1.27	<b>Diaw, Pho. (30)</b>	<b>81</b>	<b>85</b>	<b>1.05</b>	<b>Bell, Pho. (30)</b>	<b>79</b>	<b>2959</b>	<b>37.5</b>
Johnson, Atl.	82	103	1.26	Nowitzki, Dal.	81	83	1.02	Kidd, N.J.	80	2975	37.2
Terry, Dal.	80	100	1.25	Magloire, Mil.	82	80	0.98	James, Tor.	79	2925	37.0
Buckner, Den.	73	87	1.19	E. Thomas, Was.	71	68	0.96	Miller, Sac.	79	2923	37.0
Carter, N.J.	79	94	1.19	Blount, Bos.-Min.	81	7	0.94	Lewis, Sea.	78	2876	36.9
Redd, Mil.	80	95	1.19	Okur, Utah	82	73	0.89	Howard, Orl.	82	3021	36.8
West, Bos.	71	84	1.18	LaFrentz, Bos.	82	72	0.88	Carter, N.J.	79	2906	36.8
Mobley, LA-C	79	93	1.18	West, N.Ok	74	64	0.86	Anthony, Den.	80	2941	36.8
Davis, Bos.-Min.	78	91	1.17	Battie, Orl.	82	69	0.84	Stojakovic, Sac.-Ind.	71	2601	36.6
Childress, Atl.	74	86	1.16	James, Cle.	79	66	0.84	Harrington, Atl.	76	2782	36.6
Hinrich, Chi.	81	94	1.16	Bogut, Mil.	82	68	0.83	Marbury, N.Y.	60	2193	36.6

# 2006 PLAYOFF OPPONENTS



## DALLAS MAVERICKS

OFFICE: 2500 Victory Ave.  
 Dallas, TX 75201  
 (214) 665-4660  
 Fax: (214) 665-4671  
 www.mavs.com

**HEAD COACH:** Avery Johnson

**ASSISTANT COACHES:** Del Harris, Larry Riley, Charlie Parker, Rolando Blackman, Joe Prunty

**ATHLETIC TRAINER:** Casey Smith

**DIRECTOR, BASKETBALL COMMUNICATIONS:** Sarah Melton

**COORDINATORS, BASKETBALL COMMUNICATIONS:** Sean McCloskey, Scott Tomlin

**HOME COURT:** American Airlines Center (19,200, built in 2001)

**RADIO:** ESPN Radio, Chuck Cooperstein, Brad Davis; Spanish: KFLC, Victor Villalba

**TELEVISION:** UPN21, KTVT, FSN Southwest, Mark Followill, Bob Ortegel

## PHOENIX VS DALLAS IN 2005-2006: 2-2

DATE	SCORE	W/L	SITE	REC.	HI SCORER	HI REBS	HI ASTS	OPPS HI SCORER	HI REBS	HI ASTS
11/1/05	108-111*	L	Phoenix	0-1	Nash 30	Marion 16	Nash 9	Nowitzki 28	Nowitzki 15	Armstrong 5
12/14/05	96-102	L	Dallas	13-8	Marion 23	Marion 19	Nash, Diaw 5	Nowitzki 29	Howard 18	Terry, Harris 4
3/5/06	115-107	W	Dallas	41-17	Nash 25 Marion,	Diaw 10	Nash 11	Nowitzki 25	Dampier 11	Nowitzki 5
4/13/06	117-104	W	Phoenix	52-26	Marion 29	Diaw 8	Nash 13	Nowitzki 36	Nowitzki 11	Terry 3

\* double overtime

### ALL-TIME SERIES RESULTS:

Suns vs. Mavericks in Phoenix: 40-15  
 Suns vs. Mavericks in Dallas: 26-30  
 Suns vs. Mavericks overall: 66-45  
 Suns largest margin of victory: 31 (121-90 on 11/26/03)  
 Suns high point total: 138 (3/3/86)  
 Suns low point total: 77 (3/5/02)  
 Mavericks largest margin of victory: 30 (128-98 on 4/1/86)  
 Mavericks high point total: 140 (1/12/96)  
 Mavericks low point total: 75 (12/18/97)

### ALL-TIME PLAYOFF RESULTS:

Suns vs. Mavericks in Phoenix: 2-1  
 Suns vs. Mavericks in Dallas: 2-1  
 Suns vs. Mavericks in overall: 4-2  
 Suns largest margin of victory: 25 (127-102 on 5/9/05)  
 Suns high point total: 130 OT (5/20/05)  
 Suns low point total: 106 (5/11/05)  
 Mavericks largest margin of victory: 10 (119-109 on 5/15/05)  
 Mavericks high point total: 126 OT (5/20/05)  
 Mavericks low point total: 102 twice, last (5/13/05)

### SUNS-MAVERICKS ALL-TIME PLAYOFF HISTORY:

The Suns won their only playoff series ever against the Mavericks 4-2 in the 2005 Western Conference Semifinals... Phoenix advanced to the conference finals exactly 12 years to the day after last clinching a Western Conference Finals berth on May 20, 1993... In his first playoff series against his former club, Steve Nash averaged a team-high 30.3 points and 12.0 assists on 55 percent shooting in six games... Nash joined Wilt Chamberlain and Michael Jordan as the only players to score 40-plus points in one playoff game and then collect a triple-double in the next game... Scored career-high 48 points (regular season and playoffs) in Game 4 of the conference semifinals on May 15, 2005 and followed that effort with 34 points, career playoff-high 13 rebounds and 12 assists in a Game 5 victory vs. Dallas on May 18.

### MAVERICKS PLAYOFF HISTORY:

This is the 12th appearance for the Mavericks in the NBA postseason and Dallas has an overall 46-58 (.442) record in the postseason... Current Suns guard Steve Nash is the Mavericks' all-time playoff assist leader (324), while current Mav Dirk Nowitzki entered the 2006 NBA Playoffs as the franchise's all-time leading scorer (1,332)... In 2005, the Mavericks ousted the Rockets 4-3 in the first round before losing to Phoenix 4-2 in the conference Semifinals... In 2003, the Mavs were defeated in the Western Conference Finals by the eventual World Champion San Antonio Spurs (4-2)... In 2001, the Mavericks were defeated by San Antonio (4-1) in the conference semifinals... Prior to 2001, Dallas had missed the playoffs for 10-consecutive seasons and had not made the playoffs since 1990 when they were eliminated by Portland in the first round (3-0)... In 1988, Dallas advanced to the Western Conference Finals for the first time, but were defeated by the eventual World Champion Los Angeles Lakers (4-3)... The Mavericks were crowned Midwest Division Champions in 1987, but lost in the first round to Seattle (3-1)... The Mavericks first appeared in the playoffs in 1984 when they were eliminated by LA Lakers (4-1)... Dallas made five-straight playoff appearances from 1984-1988.

# 2006 PLAYOFF OPPONENTS

## PHOENIX SUNS — DALLAS MAVERICKS GAME-BY-GAME

### **SUNS 117, MAVERICKS 104 at Phoenix**

*April 13, 2006 (Game 78; Overall 52-26; Home 30-10; Away 22-16)*

The Phoenix Suns used the three-point shot early and often to down the Dallas Mavericks, who dropped their second game in a row after trying to pick up their franchise-record tying 60th victory.... Phoenix shot 16-of-24 (.667) from behind the arc, including 8-of-9 (.889) in the first quarter as the Suns scored a Mavericks opponent first season-high 36 points to take a 11-point lead after 12 minutes... Tim Thomas scored 14 of his 22 points in the first quarter and finished the game with a season-high six 3-pointers (on only seven attempts)... Dirk Nowitzki notched his 35th double-double of the season with 36 points and 11 rebounds, but was the only Maverick scorer to top 20 points... Phoenix had three players score 20 or more, including Thomas, Shawn Marion (team-high 29 points) and Raja Bell (21 points, 5-5 3FG)... Phoenix's 16 3-pointers marked the fifth time this season that the club has made 16 or more three-pointers in a single game – all were home games... Phoenix led by as many as 21 points, but Dallas trimmed the Suns lead to 100-94 with 5:33 left in regulation... Phoenix then re-inserted its entire starting lineup to jumpstart a 10-4 run to take a 110-98 lead with 2:54 remaining in the game as the Suns held a double-digit lead the remainder of the game... The Suns' 117 points marked the second-most total points the Mavericks have given up this season, 24 more than their season average of 92.8 entering the game.

### **SUNS 115, MAVERICKS 107 at Dallas**

*March 5, 2006 (Game 58; Overall 41-17; Home 24-8; Away 17-9)*

The Phoenix Suns stunned the Dallas Mavericks to win their season-best 10th victory in a row and snapped the Mavericks' franchise-record 16-game home winning streak... Phoenix trailed by as many as 13 points in the second half, but outscored the Mavericks 34-18 in the final period, including a 16-6 run to start the fourth quarter... Boris Diaw notched his second career triple-double with 24 points, 10 rebounds and 10 assists... Steve Nash added a game-high 25 points and 11 assists as Diaw and Nash became the first NBA duo since Denver's Andre Miller and Earl Boykins (March 16-18, 2005) to record double figures in assists in consecutive games... Dirk Nowitzki led the Mavericks with 25 points, but had only three points on 1-of-5 shooting from the field in the fourth quarter... Phoenix scored 115 points, its 21st consecutive game scoring in triple figures... The Suns committed six turnovers in the opening quarter, but had only six for the remainder of the game... Shawn Marion added to his league-leading double-double total with his 45th with 22 points and 10 rebounds... Leandro Barbosa scored 20 of the team's 35 points off the bench.

### **MAVERICKS 102, SUNS 96 at Dallas**

*December 14, 2005 (Game 21; Overall 13-8; Home 9-5; Away 4-3)*

The Phoenix Suns dropped its third consecutive game for the first time this season and failed to score 100 points for the fourth game in a row for the first time since midway through the 2003-04 season... The Mavericks outmuscled a Suns team that played only seven players, outscoring the Suns 52-30 in points in the paint and holding a 54-44 advantage in the battle of the boards... Phoenix led 15-8 to start the game, but the Mavericks took the lead for good at the 4:05 mark of the first quarter... Had Shawn Marion's three-point attempt with 1:54 gone in, the Suns would have tied the score at 97-97... Marion led the Suns with 23 points and a season-high 19 rebounds, but he couldn't outdo the Mavericks duo of Dirk Nowitzki (game-high 29 points, 13 rebounds) and Josh Howard (15 points, career-high 18 rebounds)... Steve Nash scored 16 of his 20 points on 6-of-18 shooting (33.3 percent) in the first half and the NBA's assist leader finished with only five assists... The Suns shot a season-low 39.8 percent (37-93) and the team's bench scored a season-low 15 points.

### **MAVERICKS 111, SUNS 108 20T at Phoenix**

*November 1, 2005 (Game 1; Overall 0-1; Home 0-1; Away 0-0)*

The Dallas Mavericks rallied from a 17-point deficit to defeat the Suns in both club's season opener... After the Suns built the biggest lead of the game for either team, 83-66, with 7:44 remaining in the fourth quarter, Dallas stormed back with a 21-3 run to take their first lead, 87-86, since 10:09 was left in the first half... Dirk Nowitzki, who led the Mavericks with 28 points, scored 11 points during the critical run... The game marked the Suns first double-overtime game since Nov. 29, 2000 (109-106 loss at Vancouver) and the Suns fell to 0-3 in opening night overtime games and 20-18 overall on Opening Night... After averaging 30.3 points and 12.0 assists against the Mavericks in the 2005 Western Conference Semifinals, Steve Nash finished with a game-high 30 points and nine assists... Phoenix held a 53-43 halftime lead despite Shawn Marion scoring only two points in the first half... Marion finished with 13 points, 16 rebounds, but shot only 5-of-15 from the field (.333).

# 2006 PLAYOFF OPPONENTS

## PHOENIX SUNS — DALLAS MAVERICKS SEASON SERIES STATISTICS

### Phoenix Suns vs. Dallas Mavericks

RECORD (W-L): 2-2 Home(1-1) Away(1-1)

NO	PLAYER	GP-GS	MIN	FGM-FGA	FG%	3-POINT		FTM-FTA	FT%	REBOUNDS			AST	PF-DQ	STL	TO	BLK	PTS/AVG
						FGM-FGA	FG%			OFF	DEF	TOT						
31	Marion	4-4	170	34-64	.531	8-14	.571	11-18	.611	11	39	50	12	15-1	11	7	6	87/21.8
13	Nash	4-4	149	29-67	.433	5-14	.357	18-18	1.000	4	15	19	38	9-0	2	15	0	81/20.3
3	Diaw	4-3	148	26-53	.491	0-0	---	9-12	.750	8	22	30	24	8-0	0	7	4	61/15.3
2	T. Thomas	2-1	59	11-22	.500	6-10	.600	2-3	.667	2	10	12	1	4-0	4	3	1	30/15.0
19	Bell	4-4	162	22-42	.524	7-16	.438	7-8	.875	4	9	13	7	13-0	2	4	1	58/14.5
10	Barbosa	3-0	72	13-27	.481	5-12	.417	3-4	.750	3	11	14	7	5-0	2	5	2	34/11.3
40	K. Thomas	2-2	54	9-14	.643	0-0	---	1-3	.333	2	8	10	1	8-1	0	2	2	19/9.5
50	House	4-0	54	13-29	.448	4-10	.400	3-4	.750	1	4	5	6	7-0	3	2	0	33/8.3
22	Jones	3-2	74	6-20	.300	3-7	.429	4-5	.800	0	10	10	2	5-0	2	4	0	19/6.3
55	Grant	2-0	19	1-2	.500	0-0	---	1-1	1.000	1	2	3	1	3-0	0	0	0	3/1.5
Phoenix Suns		4	1010	169-355	.476	39-88	.443	59-76	.776	36	134	170	102	86-2	28	53	16	436/109.0
Opponents		4	1010	166-355	.468	18-60	.300	74-106	.698	58	138	196	60	82-0	29	57	22	424/106.0

### SINGLE GAME HIGHS

### AVERAGE PER GAME

### CAREER HIGHS (C=SET, T=TIED)

NO	PLAYER	MIN	REB	AST	STL	TO	BLK	PTS	MIN	REB	AST	STL	TO	BLK	PTS	CAREER HIGHS (C=SET, T=TIED)						
																FG	FGA	FT	FTA	REB	AST	PTS
31	Marion	48	19	7	4	2	2	29	42.5	12.5	3.0	2.75	1.8	1.50	21.8	16	23	7	8T	19T	8	38
13	Nash	45	8	13	1	6	0	30	37.3	4.8	9.5	0.50	3.8	0.00	20.3	11C	25C	7C	8C	18	30C	
3	Diaw	43	10	10	0	4	2	24	37.0	7.5	6.0	0.00	1.8	1.00	15.3	9C	19C	6C	7C	10C	10C	24C
2	T. Thomas	33	7	1	3	2	1	22	29.5	6.0	0.5	2.00	1.5	0.50	15.0							
19	Bell	49	4	3	2	2	1	21	40.5	3.3	1.8	0.50	1.0	0.25	14.5	8T	16	6	8	8	7	25
10	Barbosa	31	8	4	1	3	1	20	24.0	4.7	2.3	0.67	1.7	0.67	11.3	7C	15	2C	2C	8C	6	20C
40	K. Thomas	31	7	1	0	2	2	12	27.0	5.0	0.5	0.00	1.0	1.00	9.5	10	17	7	9	14	3	22
50	House	18	2	3	2	1	0	13	13.5	1.3	1.5	0.75	0.5	0.00	8.3	6	15	3C	4C	4	3T	13T
22	Jones	47	6	2	2	3	0	13	24.7	3.3	0.7	0.67	1.3	0.00	6.3	4C	12C	2T	3C	6T	2T	13C
55	Grant	14	2	1	0	0	0	3	9.5	1.5	0.5	0.00	0.0	0.00	1.5	12	22	5	8	20	4	27
Phoenix Suns		290	51	27	10	20	5	117	252.5	42.5	25.5	7.00	13.3	4.00	109.0	55	109	38	46	67	44	139
Dallas Mavericks		290	55	19	9	22	7	111	252.5	49.0	15.0	7.25	14.3	5.50	106.0	51	104	40	47	64	37	140

### Dallas Mavericks vs. Phoenix Suns

RECORD (W-L): 2-2 Home(1-1) Away(1-1)

NO	PLAYER	GP-GS	MIN	FGM-FGA	FG%	3-POINT		FTM-FTA	FT%	REBOUNDS			AST	PF-DQ	STL	TO	BLK	PTS/AVG
						FGM-FGA	FG%			OFF	DEF	TOT						
41	Nowitzki	4-4	176	45-89	.506	4-12	.333	24-26	.923	14	34	48	13	8-0	2	12	7	118/29.5
31	Terry	4-4	155	35-78	.449	7-25	.280	8-12	.667	1	7	8	14	11-0	7	8	0	85/21.3
5	Howard	3-2	122	20-44	.455	1-7	.143	8-15	.533	8	26	34	1	8-0	4	3	1	49/16.3
2	Van Horn	1-0	37	3-9	.333	2-2	1.000	7-10	.700	3	3	6	0	4-0	0	2	1	15/5.0
6	Daniels	4-2	120	25-47	.532	1-2	.500	8-10	.800	5	7	12	4	6-0	8	8	0	59/14.8
42	Stackhouse	1-0	29	4-16	.250	1-5	.200	5-7	.714	0	3	3	3	0-0	1	2	0	14/4.0
34	Harris	3-0	55	9-17	.529	0-3	.000	5-9	.556	1	3	4	5	11-0	1	6	1	23/7.7
44	Griffin	3-3	75	10-16	.625	0-0	---	0-0	---	2	15	17	4	8-0	0	2	1	20/6.7
10	Armstrong	3-0	52	6-10	.600	2-4	.500	2-2	1.000	2	6	8	7	7-0	4	5	0	16/5.3
25	Dampier	4-2	92	7-17	.412	0-0	---	6-11	.545	17	21	38	5	11-0	2	6	6	20/5.0
28	Mbenga	1-1	14	1-4	.250	0-0	---	1-2	.500	2	3	5	0	1-0	0	0	2	3/3.0
7	Diop	3-1	41	1-1	1.000	0-0	---	0-2	.000	2	5	7	1	5-0	0	1	3	2/0.7
1	Marshall	2-0	1	0-1	.000	0-0	---	0-0	---	0	0	0	0	0-0	0	0	0	0/0.0
33	Powell	1-0	16	0-2	.000	0-0	---	0-0	---	1	3	4	0	0-0	0	1	0	0/0.0
Dallas Mavericks		4	1010	166-355	.468	18-60	.300	74-106	.698	58	138	196	60	82-0	29	57	22	424/106.0
Opponents		4	1010	169-355	.476	39-88	.443	59-76	.776	36	134	170	102	86-2	28	53	16	436/109.0

### SINGLE GAME HIGHS

### AVERAGE PER GAME

### CAREER HIGHS (C=SET, T=TIED)

NO	PLAYER	MIN	REB	AST	STL	TO	BLK	PTS	MIN	REB	AST	STL	TO	BLK	PTS	CAREER HIGHS (C=SET, T=TIED)						
																FG	FGA	FT	FTA	REB	AST	PTS
41	Nowitzki	49	15	5	1	5	3	36	44.0	12.0	3.3	0.50	3.0	1.75	29.5	14	25	14	17	20	5T	36C
31	Terry	41	3	4	3	3	0	23	38.8	2.0	3.5	1.75	2.0	0.00	21.3	11	22C	5C	9C	5	9	27
5	Howard	51	18	1	2	3	1	18	40.7	11.3	0.3	1.33	1.0	0.33	16.3	11	18	7	8C	18C	5	30
2	Van Horn	37	6	0	0	2	1	15	37.0	6.0	0.0	0.00	2.0	1.00	15.0	11	22	7C	10C	12	7	30
6	Daniels	38	5	2	4	4	0	22	30.0	3.0	1.0	2.00	2.0	0.00	14.8	11C	16C	5C	6C	7	6	22C
42	Stackhouse	29	3	3	1	2	0	14	29.0	3.0	3.0	1.00	2.0	0.00	14.0	11	28	14	16	6	10	36
34	Harris	30	2	4	1	3	1	13	18.3	1.3	1.7	0.33	2.0	0.33	7.7	7	20	3C	6	2T	6	15
44	Griffin	38	7	2	0	1	1	14	25.0	5.7	1.3	0.00	0.7	0.33	6.7	7C	11	5	6	7T	5	14C
10	Armstrong	27	4	5	2	3	0	12	17.3	2.7	2.3	1.33	1.7	0.00	5.3	10	21	7	8	7	11	26
25	Dampier	31	12	2	1	2	2	7	23.0	9.5	1.3	0.50	1.5	1.50	5.0	7	11	8	12	14	6	19
28	Mbenga	14	5	0	0	0	2	3	14.0	5.0	0.0	0.00	0.0	2.00	3.0	2	5	1C	2C	5C	0T	4
7	Diop	21	5	1	0	1	1	2	13.7	2.3	0.3	0.00	0.3	1.00	0.7	1T	6	2	2T	5C	1C	2T
1	Marshall	1	0	0	0	0	0	0	0.5	0.0	0.0	0.00	0.0	0.00	0.0	0C	1C	0C	0C	0C	0C	0C
33	Powell	16	4	0	0	1	0	0	16.0	4.0	0.0	0.00	1.0	0.00	0.0	0C	2C	0C	0C	4C	0C	0C
Dallas Mavericks		290	55	19	9	22	7	111	252.5	49.0	15.0	7.25	14.3	5.50	106.0	51	104	40	47	64	37	140
Phoenix Suns		290	51	27	10	20	5	117	252.5	42.5	25.5	7.00	13.3	4.00	109.0	55	109	38	46	67	44	139

# 2006 PLAYOFF OPPONENTS

## PHOENIX SUNS — DALLAS MAVERICKS BOX SCORES

### NATIONAL BASKETBALL ASSOCIATION

11/01/2005

Officials: #27 Dick Bavetta, #33 Sean Corbin, #12 Violet Palmer

VISITOR: Dallas Mavericks (1-0)

NO	PLAYER	MIN	FG	FGA	3P	3PA	FT	FTA	OR	DR	TOT	A	PF	ST	TO	BS	PTS
5	Josh Howard	F 50:46	7	15	1	4	1	2	2	9	11	0	4	2	3	0	16
41	Dirk Nowitzki	F 48:41	10	21	4	6	4	5	1	14	15	3	3	1	5	2	28
25	Erick Dampier	C 21:04	3	4	0	0	0	0	4	4	8	2	2	1	2	1	6
13	Doug Christie	G 24:50	0	4	0	0	0	0	2	2	3	2	0	0	0	0	0
31	Jason Terry	G 36:43	9	20	0	3	5	9	0	2	2	3	4	1	3	0	23
2	Keith Van Horn	37:29	3	9	2	2	7	10	3	3	6	0	4	0	2	1	15
6	Marquis Daniels	34:37	5	10	1	1	2	2	3	5	0	3	0	4	0	13	
34	Devin Harris	17:31	4	9	0	1	0	0	0	2	2	0	5	0	2	1	8
7	DeSagana Diop	4:39	0	0	0	0	0	0	1	0	1	0	0	0	0	1	0
10	Darrell Armstrong	13:40	1	2	0	1	0	0	1	2	3	5	3	0	1	0	2
28	DJ Mbenga	DNP - Coach's Decision															
33	Josh Powell	DNP - Coach's Decision															
TOTALS:			42	94	8	18	19	28	14	41	55	16	30	9	21	6	111
PERCENTAGES:			44.7%	44.4%	67.9%						TM REB: 8						TOT TO: 22 (15 PTS)

HOME: PHOENIX SUNS (0-1)

NO	PLAYER	MIN	FG	FGA	3P	3PA	FT	FTA	OR	DR	TOT	A	PF	ST	TO	BS	PTS
22	James Jones	F 46:39	4	12	3	6	2	3	0	3	3	2	2	2	0	0	13
31	Shawn Marion	F 48:15	5	15	0	3	5	4	12	16	7	6	3	2	2	2	13
40	Kurt Thomas	C 22:49	3	7	0	0	1	2	0	3	3	1	2	0	2	0	7
19	Raja Bell	G 49:08	7	11	1	2	3	4	0	3	3	0	1	0	0	0	18
13	Steve Nash	G 44:32	11	25	2	5	6	6	2	6	8	9	5	1	6	0	30
3	Boris Diaw	23:46	3	4	0	0	1	2	1	3	4	3	3	0	4	1	7
21	Jim Jackson	27:42	2	8	1	3	0	0	3	3	1	5	1	2	0	5	
10	Leandro Barbosa	17:01	4	11	0	2	0	0	3	5	8	3	2	0	3	1	8
55	Brian Grant	5:13	1	1	0	0	1	1	0	2	2	0	0	0	0	0	3
50	Eddie House	4:55	2	2	0	0	0	0	0	1	1	1	0	2	0	0	4
11	Pat Burke	DNP - Coach's Decision															
1	Dijon Thompson	DNP - Coach's Decision															
TOTALS:			42	96	7	21	17	23	10	41	51	27	26	9	19	4	108
PERCENTAGES:			43.8%	33.3%	73.9%						TM REB: 7						TOT TO: 20 (21 PTS)

SCORE BY PERIODS

	1	2	3	4	TOT	2OT	FINAL
Mavericks	24	19	20	27	111	10	111
SUNS	25	28	21	16	111	7	108

Inactive: Mavericks - Marshall, Podkolzin, Stackhouse Suns - Reiner, Stoudemire, Tischer

Pts. in the Pt.: Mavericks 48, SUNS 36  
 2nd Chance Pts.: Mavericks 16, SUNS 13  
 FB Pts.: Mavericks 14, SUNS 13

Biggest Lead: Mavericks 5, SUNS 17  
 Lead Changes: 15  
 Times Tied: 10

### OFFICIAL SCORER'S REPORT FINAL BOX

America West Arena, Phoenix, AZ

Time of Game: 3:07

Attendance: 17,961

### NATIONAL BASKETBALL ASSOCIATION

12/14/2005

Officials: #14 Joe DeRosa, #44 Ron Olesak, #64 Derrick Collins

VISITOR: Phoenix Suns (13-8)

NO	PLAYER	MIN	FG	FGA	3P	3PA	FT	FTA	OR	DR	TOT	A	PF	ST	TO	BS	PTS
3	Boris Diaw	F 42:45	7	19	0	0	0	0	2	6	8	5	1	0	2	1	14
31	Shawn Marion	F 41:21	7	16	4	6	5	8	3	16	19	3	3	1	2	1	23
40	Kurt Thomas	C 31:15	6	7	0	0	0	1	2	5	7	0	6	0	0	2	12
13	Steve Nash	G 39:55	6	18	1	3	7	7	0	3	3	5	3	0	1	0	20
19	Raja Bell	G 46:09	4	14	0	6	4	4	1	3	4	3	4	0	2	1	12
21	Jim Jackson	20:25	3	7	0	2	0	0	0	1	2	4	1	0	0	0	6
50	Eddie House	18:10	4	12	1	4	0	0	1	1	2	3	3	0	1	0	9
10	Leandro Barbosa	DNP - Coach's Decision															
11	Pat Burke	DNP - Coach's Decision															
23	Sharrod Ford	DNP - Coach's Decision															
22	James Jones	DNP - Coach's Decision															
1	Dijon Thompson	DNP - Coach's Decision															
TOTALS:			37	93	6	21	16	20	9	35	44	21	24	2	8	5	96
PERCENTAGES:			39.8%	28.6%	80.0%						TM REB: 11						TOT TO: 8 (9 PTS)

HOME: DALLAS MAVERICKS (16-6)

NO	PLAYER	MIN	FG	FGA	3P	3PA	FT	FTA	OR	DR	TOT	A	PF	ST	TO	BS	PTS
41	Dirk Nowitzki	F 43:41	12	24	0	2	5	6	6	7	13	3	2	1	1	3	29
44	Adrian Griffin	F 16:27	2	5	0	0	0	0	0	0	0	5	0	3	0	0	4
25	Erick Dampier	C 31:04	1	4	0	0	1	4	3	9	12	0	3	0	1	2	3
6	Marquis Daniels	G 26:52	5	12	0	0	5	6	0	1	1	1	1	0	0	0	15
31	Jason Terry	G 41:18	10	22	2	6	1	1	2	3	4	3	4	3	1	2	23
5	Josh Howard	35:17	6	14	0	2	3	8	5	13	18	0	2	1	0	1	15
7	DeSagana Diop	15:10	0	0	0	0	0	2	0	1	1	0	1	0	1	0	0
34	Devin Harris	30:11	5	8	0	2	3	5	0	1	4	4	1	4	1	3	13
10	Darrell Armstrong	DNP - Coach's Decision															
1	Rawle Marshall	DNP - Coach's Decision															
28	DJ Mbenga	DNP - Coach's Decision															
33	Josh Powell	DNP - Coach's Decision															
TOTALS:			41	89	2	12	18	32	15	39	54	12	18	5	8	7	102
PERCENTAGES:			46.1%	16.7%	56.3%						TM REB: 13						TOT TO: 8 (15 PTS)

SCORE BY PERIODS

	1	2	3	4	FINAL
Suns	24	20	26	26	96
MAVERICKS	30	22	25	25	102

Inactive: Suns - Grant, Reiner, Stoudemire

Technical Fouls - Defensive Three Second  
 Suns: NONE  
 Flagrant Fouls  
 Suns (1): 7:54 3rd Thomas-FLG1

Pts. in the Pt.: Suns 30, MAVERICKS 52  
 2nd Chance Pts.: Suns 13, MAVERICKS 20  
 FB Pts.: Suns 15, MAVERICKS 15

Mavericks - Podkolzin, Stackhouse, Van Horn

MAVERICKS (1): 7:57 2nd  
 MAVERICKS: NONE  
 Biggest Lead: Suns 7, MAVERICKS 11  
 Lead Changes: 1  
 Times Tied: 1

### NATIONAL BASKETBALL ASSOCIATION

03/05/2006

Officials: #24 Mike Callahan, #18 Mark Wunderlich, #60 Gary Zielinski

VISITOR: Phoenix Suns (41-17)

NO	PLAYER	MIN	FG	FGA	3P	3PA	FT	FTA	OR	DR	TOT	A	PF	ST	TO	BS	PTS
22	James Jones	F 9:44	1	4	1	0	0	0	1	1	0	1	0	1	0	0	2
31	Shawn Marion	F 46:21	10	17	2	3	0	0	3	7	10	1	2	4	1	2	22
3	Boris Diaw	C 42:29	9	15	0	0	6	7	2	8	10	3	0	0	0	0	24
13	Steve Nash	G 35:13	9	15	2	4	5	5	1	2	3	11	1	0	6	0	25
19	Raja Bell	G 35:11	3	8	1	3	0	0	1	3	4	2	4	0	0	0	7
10	Leandro Barbosa	31:17	7	9	4	6	2	2	0	2	2	0	1	1	2	1	20
2	Tim Thomas	C 28:47	3	9	0	2	3	3	1	6	7	1	1	1	1	1	8
50	Eddie House	12:58	3	6	1	2	0	0	0	1	2	2	1	1	0	0	7
12	Andre Barrett	DNP - Coach's Decision															
11	Pat Burke	DNP - Coach's Decision															
1	Dijon Thompson	DNP - Coach's Decision															
15	Nikoloz Tskitishvili	DND - Right Ankle Sprain															
TOTALS:			45	83	10	22	15	17	8	30	38	27	15	7	12	4	115
PERCENTAGES:			54.2%	45.5%	88.2%						TM REB: 5						TOT TO: 12 (18 PTS)

HOME: DALLAS MAVERICKS (46-13)

# 2006 PLAYOFF OPPONENTS



## DENVER NUGGETS

OFFICE: 1000 Chopper Place  
 DENVER, CO 80204  
 (303) 405-1100  
 FAX: (303) 893-3203  
 www.nuggets.com

**HEAD COACH:** George Karl

**ASSISTANT COACHES:** Scott Brooks, Adrian Dantley, Bill Branch, Doug Moe, John Welch, Tim Grgurich

**ATHLETIC TRAINER:** Jim Gillen

**SENIOR DIRECTOR OF COMMUNICATIONS:** Teri Washington

**DIRECTOR, MEDIA RELATIONS:** Eric Sebastian

**MEDIA RELATIONS ASSISTANT:** Tim Gelt

**HOME COURT:** Pepsi Center (19,099, built in 1999)

**RADIO:** KKFN (950AM) Jerry Schemmel

**TELEVISION:** KTVD (Ch. 20), Altitude, Chris Marlowe, Bill Hanzlik, Scott Hastings

### PHOENIX VS DENVER IN 2005-2006: 3-1

DATE	SCORE	W/L	SITE	REC.	HI SCORER	HI REBS	HI ASTS	OPPS HI SCORER	HI REBS	HI ASTS
12/2/05	102-97	W	Phoenix	9-5	Marion 22	Thomas 16	Nash 10	Camby 33	Camby 20	Miller 10
11/0/06	137-139*	L	Denver	22-12	Bell 30	Marion 14	Nash 13	Anthony 43	Anthony 11	Boykins, Watson 8
2/15/06	116-101	W	Denver	34-17	Marion 21	Marion 12	Nash 12	Anthony 29	Camby, Kleinza 7	Miller 9
3/25/06	107-96	W	Phoenix	47-21	Nash 21	Marion 14	Diaw 13	Anthony 28	Camby 15	Miller 6

\* triple overtime

### ALL-TIME SERIES RESULTS:

Suns vs. Nuggets in Phoenix: 47-17

Suns vs. Nuggets in Denver: 29-36

Suns vs. Nuggets overall: 76-53

Suns largest margin of victory: 41 (129-88 on 12/27/92)

Suns high point total: 173 (11/10/90)

Suns low point total: 75 (11/13/02)

Nuggets largest margin of victory: 30 (110-80 on 11/25/03)

Nuggets high point total: 150 (11/10/78)

Nuggets low point total: 65 (4/1/03)

### ALL-TIME PLAYOFF RESULTS:

Suns vs. Nuggets in Phoenix: 4-1

Suns vs. Nuggets in Denver: 2-2

Suns vs. Nuggets overall: 6-3

Suns largest margin of victory: 18 (132-114 on 4/30/89)

Suns high point total: 132 (4/30/89)

Suns low point total: 99 (4/21/83)

Nuggets largest margin of victory: 16 (129-113 on 4/20/82)

Nuggets high point total: 129 (4/20/82)

Nuggets low point total: 103 (4/28/89)

### SUNS-NUGGETS ALL-TIME PLAYOFF HISTORY:

The Suns and Nuggets have met three times in NBA Playoff action ... All three were opening round series in the 1980s (1981-82, 1982-83, 1988-89)... The Suns have won two of the three all-time postseason series against the Nuggets... In 1981-82, the Suns won the best-of-three series, 2-1, while the Nuggets returned the favor in 1982-83, bouncing the Suns from the playoffs in three games...The Nuggets won the first-ever postseason meeting between the two teams on April 20, 1982 behind a game-high 29 points from current Nuggets General Manager Kiki Vandeweghe...The 1988-89 Suns swept the Nuggets in three games behind guard Kevin Johnson who averaged 30.7 points in the series, the highest scoring average ever against the Nuggets in a three-game series.

### NUGGETS PLAYOFF HISTORY:

This is the Nuggets' 17th playoff appearance since joining the NBA in 1976-77... Denver owns an overall postseason record of 41-67 (.380)... An ABA club from 1967-1976, the franchise made seven ABA playoff appearances and posted a 27-35 postseason record (.436)... Denver is making its third consecutive postseason appearance after being shut out the previous eight seasons (1995-03).. In 2005-06, the Nuggets placed first in their division for the first time since 1987-88... In 2005, the Nuggets grabbed the conference's seventh seed, but were defeated in the opening round by the eventual NBA Champion San Antonio Spurs (4-1)...The Nuggets have earned three consecutive playoff berths for the first time since doing it nine in a row from 1981-82 through 1989-90... Denver has not won a playoff series since 1994 when the eighth-seeded Nuggets upset the top-seeded Seattle SuperSonics in the first round... Nuggets legend Alex English leads the franchise in eight postseason categories, including games played (59), points (1,540), field goals made (620), field goals attempted (1,250), free-throws made (300), free-throws attempted (345), offensive rebounds (150) and assists (280).

# 2006 PLAYOFF OPPONENTS

## PHOENIX SUNS — DENVER NUGGETS GAME-BY-GAME

### **SUNS 107, NUGGETS 96 at Phoenix**

*March 25, 2006 (Game 68; Overall 47-21; Home 28-9; Away 19-12)*

The Phoenix Suns dominated the fourth quarter vs. the Denver Nuggets and captured their 47th victory of the season... Trailing 74-72 with 2:30 to go in the third quarter, the Suns outscored Denver 13-1 and took an 85-75 lead with 10:29 remaining in the game... The Nuggets never got closer than eight points the rest of the way... Phoenix shot 5-of-8 (.625) from behind the arc in the final period after shooting 7-of-25 (.280) from three-point range through the first three quarters... Shawn Marion recorded his 53rd double-double of the season, tying a career high, with a team-high tying 21 points and 14 rebounds... Boris Diaw added his 14th of the season with a career-high tying 13 dishes to go along with 13 points and eight rebounds... Steve Nash chipped in with a team-high tying 21 points, six rebounds and six assists and shot 5-of-11 (.455) from behind the arc... Carmelo Anthony scored a game-high 28 points on 11-of-19 shooting (.579), but was limited to only two points on 1-of-4 shooting (.250) in the final period... Phoenix has won seven of the last eight meetings against the Nuggets.

### **SUNS 116, NUGGETS 101 at Denver**

*February 15, 2006 (Game 51; Overall 34-17; Home 19-8; Away 15-9)*

The Phoenix Suns outran and outgunned the Denver Nuggets as they accumulated 36 fastbreak points and 33 assists and avenged a triple-overtime loss at Denver on Jan. 10... Phoenix had six players score in double figures and led by as many as 25 points, scoring at least 31 points in each of the first three quarters... Shawn Marion added to his league-leading double-double total with his 39th overall with a team-high 21 points and 12 rebounds... Steve Nash had 19 points and 12 assists before resting during the fourth quarter of a blowout... Phoenix shot 51.1 percent from the field (46-of-90), but was even more accurate from three-point range (14-of-25, 56.0 percent)... Raja Bell had 20 points, including 4-of-6 shooting (.667) from behind the arc... Denver had only three players score in double figures and were led by Carmelo Anthony, who had a game-high 29 points... The Suns outrebounded the Nuggets 53-37.

### **NUGGETS 139, SUNS 137 3OT at Denver**

*January 10, 2006 (Game 34; Overall 22-12; Home 13-6; Away 9-6)*

For the second time in nine days, the Phoenix Suns lost in triple-overtime (140-133 loss at New York on Jan. 2) as Carmelo Anthony scored two of his game-high 43 points on a game-winner with 2.9 seconds left... Only minutes earlier, Anthony suffered a bloody nose, but returned to the game... Phoenix, who had won five-straight meetings against the Denver Nuggets, became only the third team in NBA history to play two triple-overtime games in the same season (1997-98 Suns and 1958-59 Cincinnati Royals)... Raja Bell scored a career-high 30 points, including a personal-best in the loss... The Suns starters scored 111 of the team's 137 points as the team played only seven players... Shawn Marion, who had three points and three rebounds in the first half, collected his 26th double-double with 28 points and a game-high 14 rebounds... Steve Nash added his 20th double-double with 26 points and a game-high 13 assists, but fouled out with 35 seconds left for the first time since the 1999-00 season... James Jones scored a season-high tying 22 points in 41 minutes off the bench... Earl Boykins scored 11 of his career-high 33 points in overtime and added eight assists.

### **SUNS 102, NUGGETS 97 at Phoenix**

*December 2, 2005 (Game 14; Overall 9-5; Home 6-4; Away 3-1)*

The Phoenix Suns lost a 17-point lead late in the third quarter, but regained their composure to extend their winning streak to five games... After the Suns matched their biggest lead of the game, 67-50, with 8:04 to go in the third, the Denver Nuggets outscored Phoenix 25-6 the rest of the quarter, including finishing the period on an 11-0 run... Denver led 75-73 entering the fourth quarter... That's when Eddie House came to the rescue, single-handedly outscoring the Nuggets 9-0 in a 1:56 span to turn a one-point Suns lead into a 10-point advantage with 7:55 remaining in the game... House finished with 12 points, including nine in the fourth... Shawn Marion (22 points, 12 rebounds), Steve Nash (21 points, 10 assists) and Kurt Thomas (16 points, 16 rebounds) added double-doubles for the Suns, who held their seventh consecutive opponent under 100 points... For Thomas, it was his first double-double of the season... Phoenix won its fifth consecutive game at AWA after starting the season with a 1-4 record at home... In the loss, Marcus Camby had game highs of 33 points and 20 rebounds... Carmelo Anthony, who was a game-time decision entering the game, had 21 points.

# 2006 PLAYOFF OPPONENTS

## PHOENIX SUNS — DENVER NUGGETS SEASON SERIES STATISTICS

### Phoenix Suns vs. Denver Nuggets

RECORD (W-L): 3-1 Home(2-0) Away(1-1)

NO	PLAYER	GP-GS	MIN	FGM-FGA	FG%	3-POINT		FTM-FTA	FT%	REBOUNDS			AST	PF-DQ	STL	TO	BLK	PTS/AVG
						FGM-FGA	FG%			OFF	DEF	TOT						
31	Marion	4-4	170	39-78	.500	4-16	.250	10-14	.714	17	34	51	10	16-0	6	9	6	92/23.0
13	Nash	44	153	33-64	.516	13-28	.464	8-9	.889	5	14	19	41	14-1	4	20	1	87/21.8
19	Bell	4-4	174	26-56	.464	17-35	.486	7-8	.875	4	10	14	15	14-0	4	8	0	76/19.0
3	Diaw	4-4	161	25-51	.490	1-3	.333	9-11	.818	9	16	25	33	16-1	5	13	1	60/15.0
40	K. Thomas	3-3	115	14-28	.500	0-0	---	10-11	.909	7	30	37	6	11-0	0	4	5	38/12.7
10	Barbosa	2-0	46	7-16	.438	3-6	.500	5-6	.833	0	6	6	3	8-0	2	7	0	22/11.0
2	T. Thomas	1-0	26	4-10	.400	2-4	.500	0-0	---	0	6	6	0	4-0	0	2	1	10/10.0
22	Jones	4-0	82	11-25	.440	2-8	.250	9-11	.818	0	6	6	1	3-0	3	2	3	33/8.3
50	House	4-0	72	13-36	.361	6-15	.400	0-0	---	1	6	7	13	5-0	3	2	2	32/8.0
32	Stoudemire	1-1	17	2-7	.286	0-0	---	2-2	1.000	1	4	5	2	0-0	0	0	1	6/6.0
11	Burke	1-0	8	2-3	.667	0-0	---	0-0	---	1	3	4	0	0-0	0	1	0	4/4.0
15	Tskitshvili	1-0	4	1-1	1.000	0-0	---	0-0	---	0	1	1	0	0-0	0	0	0	2/2.0
Phoenix Suns		4	1035	177-377	.469	48-115	.417	60-72	.833	45	137	182	125	92-2	28	73	20	462/115.5
Opponents		4	1035	167-362	.461	15-48	.313	84-106	.792	37	133	170	84	86-0	35	72	23	433/108.3

### SINGLE GAME HIGHS

### AVERAGE PER GAME

### CAREER HIGHS (C=SET, T=TIED)

NO	PLAYER	MIN	REB	AST	STL	TO	BLK	PTS	MIN	REB	AST	STL	TO	BLK	PTS	FG	FGA	FT	FTA	REB	AST	PTS
13	Nash	53	6	13	2	7	1	26	38.3	4.8	10.3	1.00	5.0	0.25	21.8	10T	21C	8	10	9	13T	26C
19	Bell	58	5	6	3	3	0	30	43.5	3.5	3.8	1.00	2.0	0.00	19.0	10C	19C	4C	6	5T	6C	30C
3	Diaw	42	10	13	2	5	1	17	40.3	6.3	8.3	1.25	3.3	0.25	15.0	8C	17C	5C	6T	10C	13C	17C
40	K. Thomas	46	16	3	0	3	4	16	38.3	12.3	2.0	0.00	1.3	1.67	12.7	9	19	8C	8T	18	5	18
10	Barbosa	25	5	3	1	4	0	11	23.0	3.0	1.5	1.00	3.5	0.00	11.0	7	13	5C	6C	5C	5	16
2	T. Thomas	26	6	0	0	2	1	10	26.0	6.0	0.0	0.00	2.0	1.00	10.0							
22	Jones	41	3	1	1	1	2	22	20.5	1.5	0.3	0.75	0.5	0.75	8.3	6C	11C	9C	11C	4	1T	22C
50	House	19	2	4	2	1	1	12	18.0	1.8	3.3	0.75	0.5	0.50	8.0	5C	12T	2	4	4	4T	12C
32	Stoudemire	17	5	2	0	0	1	6	17.0	5.0	2.0	0.00	0.0	1.00	6.0	12	20	10	15	13	3	32
11	Burke	8	4	0	0	1	0	4	8.0	4.0	0.0	0.00	1.0	0.00	4.0	2T	5	0T	0T	4C	0T	4T
15	Tskitshvili	4	1	0	0	0	0	2	4.0	1.0	0.0	0.00	0.0	0.00	2.0							
Phoenix Suns		315	53	36	8	22	8	137	258.8	45.5	31.3	7.00	18.3	5.00	115.5	67	121	46	58	70	50	173
Denver Nuggets		315	46	27	12	22	7	139	258.8	42.5	21.0	8.75	18.0	5.75	108.3	60	123	47	63	65	37	150

### Denver Nuggets vs. Phoenix Suns

RECORD (W-L): 1-3 Home(1-1) Away(0-2)

NO	PLAYER	GP-GS	MIN	FGM-FGA	FG%	3-POINT		FTM-FTA	FT%	REBOUNDS			AST	PF-DQ	STL	TO	BLK	PTS/AVG
						FGM-FGA	FG%			OFF	DEF	TOT						
15	Anthony	4-4	153	48-89	.539	4-8	.500	22-25	.880	5	13	18	5	13-0	6	17	3	122/30.5
24	Miller	4-4	166	24-61	.393	1-4	.250	22-27	.815	5	11	16	29	12-0	5	14	1	71/17.8
23	Camby	3-3	106	21-36	.583	0-0	---	11-12	.917	2	40	42	4	7-0	6	7	7	53/17.7
11	Boykins	3-0	101	16-46	.348	3-9	.333	15-18	.833	1	2	3	14	4-0	2	5	1	50/16.7
22	Patterson	1-1	28	6-14	.429	0-0	---	2-3	.667	2	4	6	3	3-0	3	4	0	14/14.0
30	Evans	1-0	18	1-2	.500	0-0	---	1-5	.200	2	8	10	0	2-0	0	3	2	3/3.0
21	Najera	2-0	50	6-12	.500	0-0	---	3-3	1.000	4	10	14	1	6-0	2	3	2	15/7.5
56	Elson	2-1	44	6-9	.667	0-0	---	0-0	---	4	5	9	0	3-0	2	1	0	12/6.0
3	Johnson	4-2	68	9-23	.391	1-11	.091	3-3	1.000	0	4	4	3	9-0	1	5	0	22/5.5
6	Martin	3-3	67	7-20	.350	0-0	---	0-0	---	3	9	12	3	5-0	1	4	3	14/4.7
7	Buckner	4-2	99	8-17	.471	1-7	.143	1-2	.500	1	9	10	5	8-0	6	4	2	18/4.5
43	Kleiza	4-0	49	5-12	.417	0-0	---	3-6	.500	8	4	12	3	7-0	1	0	2	13/3.3
10	Eisley	1-0	16	2-5	.400	1-1	1.000	0-0	---	0	0	0	1	0-0	0	0	0	5/5.0
32	Hodge	1-0	1	0-1	.000	0-0	---	0-0	---	0	0	0	0	0-0	0	0	0	0/0.0
Denver Nuggets		4	1035	167-362	.461	15-48	.313	84-106	.792	37	133	170	84	86-0	35	72	23	433/108.3
Opponents		4	1035	177-377	.469	48-115	.417	60-72	.833	45	137	182	125	92-2	28	73	20	462/115.5

### SINGLE GAME HIGHS

### AVERAGE PER GAME

### CAREER HIGHS (C=SET, T=TIED)

NO	PLAYER	MIN	REB	AST	STL	TO	BLK	PTS	MIN	REB	AST	STL	TO	BLK	PTS	FG	FGA	FT	FTA	REB	AST	PTS
24	Miller	51	6	10	2	5	1	24	41.5	4.0	7.3	1.25	3.5	0.25	17.8	9	19T	9	10	7	17	24C
23	Camby	41	20	2	3	3	3	33	35.3	14.0	1.3	2.00	2.3	2.33	17.7	12C	19C	9C	9C	23	5	33C
11	Boykins	47	2	8	1	2	1	33	33.7	1.0	4.7	0.67	1.7	0.33	16.7	11C	21C	8C	9C	4	9	33C
22	Patterson	28	6	3	3	4	0	14	28.0	6.0	3.0	3.00	4.0	0.00	14.0							
30	Evans	18	10	0	0	3	2	3	18.0	10.0	0.0	0.00	3.0	2.00	3.0							
21	Najera	40	9	1	2	2	2	13	25.0	7.0	0.5	1.00	1.5	1.00	7.5	6T	10	6	9	9T	3	14
56	Elson	27	5	0	1	1	0	6	22.0	4.5	0.0	1.00	0.5	0.00	6.0	6	8	4	4	10	2	16
3	Johnson	21	2	2	1	2	0	7	17.0	1.0	0.8	0.25	1.3	0.00	5.5	5	12	6	6	6	2T	16
6	Martin	37	7	2	1	2	3	8	22.4	4.0	1.0	0.33	1.3	1.00	4.7	10	22	6	6	12	7	22
7	Buckner	30	4	4	5	2	2	9	24.8	2.5	1.3	1.50	1.0	0.50	4.5	7	11	2	2T	10	4T	14
43	Kleiza	27	7	3	1	0	2	8	12.3	3.0	0.8	0.25	0.0	0.50	3.3	3C	7C	2C	4C	7C	3C	8C
10	Eisley	16	0	1	0	0	0	5	16.0	0.0	1.0	0.00	0.0	0.00	5.0							
32	Hodge	1	0	0	0	0	0	0	1.0	0.0	0.0	0.00	0.0	0.00	0.0	0C	1C	0C	0C	0C	0C	0C
Denver Nuggets		315	46	27	12	22	7	139	258.8	42.5	21.0	8.75	18.0	5.75	108.3	60	123	47	63	65	37	150
Phoenix Suns		315	53	36	8	22	8	137	258.8	45.5	31.3	7.00	18.3	5.00	115.5	67	121	46	58	70	50	173

# 2006 PLAYOFF OPPONENTS

## PHOENIX SUNS — DENVER NUGGETS BOX SCORES

### NATIONAL BASKETBALL ASSOCIATION

12/02/2006

Officials: #9 Derrick Stafford, #61 Leroy Richardson, #65 Bill Kennedy

### OFFICIAL SCORER'S REPORT FINAL BOX

America West Arena, Phoenix, AZ

Time of Game: 2:12

Attendance: 17,852

VISITOR: Denver Nuggets (8-9)

NO	PLAYER	MIN	FG	FGA	3P	3PA	FT	FTA	OR	DR	TOT	A	PF	ST	TO	BS	PTS
15	Carmelo Anthony	F 27:01	9	15	2	2	2	2	0	1	1	0	4	0	5	0	22
6	Kenyon Martin	F 37:09	4	10	0	0	0	2	5	7	1	2	1	2	3	8	
23	Marcus Camby	C 40:54	12	19	0	0	9	9	1	19	20	2	4	1	1	33	
3	DerMarr Johnson	G 12:55	2	5	0	2	0	0	1	1	0	1	1	0	4		
24	Andre Miller	G 40:19	6	15	0	1	6	9	1	3	4	10	2	1	5	18	
11	Earl Boykins	G 27:01	3	12	0	3	2	2	0	0	2	2	1	2	0	8	
21	Eduardo Najera	10:31	0	4	0	0	2	2	0	3	5	1	1	0	1	2	
7	Greg Buckner	27:27	1	4	0	1	0	0	1	2	3	0	3	0	1	2	
8	Earl Watson	3:39	0	0	0	0	0	0	0	1	1	0	2	0	2	0	
43	Linas Kleiza	13:04	0	2	0	0	0	0	2	0	2	0	2	0	0	0	
56	Francisco Elson	DNP - Coach's Decision															
32	Julius Hodge	DNP - Coach's Decision															
TOTALS:			37	86	2	9	21	24	9	35	44	16	24	7	22	6	97
PERCENTAGES:			43.0%	22.2%	87.5%				TM REB: 11								TOT TO: 22 (26 PTS)

HOME: PHOENIX SUNS (9-5)

NO	PLAYER	MIN	FG	FGA	3P	3PA	FT	FTA	OR	DR	TOT	A	PF	ST	TO	BS	PTS
3	Boris Diaw	F 41:59	6	13	0	0	3	3	1	2	3	9	5	1	2	0	15
31	Shawn Marion	F 36:57	9	20	2	5	2	5	3	8	11	2	5	1	1	3	22
40	Kurt Thomas	C 42:01	7	13	0	0	2	3	13	16	1	4	0	3	4	16	
19	Raja Bell	G 38:20	4	11	2	7	1	2	1	4	5	2	3	3	1	0	11
13	Steve Nash	G 37:36	9	14	1	2	2	3	0	3	3	10	3	1	7	0	21
22	James Jones	20:21	2	8	1	3	0	0	0	2	2	1	0	1	1	0	5
50	Eddie House	17:02	5	12	2	5	0	0	1	1	2	3	1	0	1	0	12
21	Jim Jackson	5:44	0	2	0	0	0	0	0	1	1	1	1	1	0	0	
11	Pat Burke	DNP - Coach's Decision															
23	Sharrad Ford	DNP - Coach's Decision															
55	Brian Grant	NWT - Right Knee Surgery															
1	Dijon Thompson	DNP - Coach's Decision															
TOTALS:			42	93	8	22	10	16	9	34	43	29	22	8	16	7	102
PERCENTAGES:			45.2%	29.3%	36.4%	62.5%			TM REB: 11								TOT TO: 16 (19 PTS)

SCORE BY PERIODS

	1	2	3	4	FINAL
Nuggets	27	15	33	22	97
SUNS	25	34	14	29	102

Inactive: Nuggets - Lenard, Nene, Russel

Pts. in the Pt.: Nuggets 32, SUNS 36

2nd Chance Pts.: Nuggets 8, SUNS 14

FB Pts.: Nuggets 10, SUNS 21

MEMO: Suns - Season low points 3rd quarter 14 (prev. 16, vs. Memphis 11/16)

MEMO: Nuggets - Camby season high points 33 (prev. 24, at Washington 11/22)

Suns - Barbosa, Reiner, Stoudemire

Biggest Lead: Nuggets 2, SUNS 17

Lead Changes: 11

Times Tied: 8

### NATIONAL BASKETBALL ASSOCIATION

01/10/2006

Officials: #45 Joe Forte, #21 Tim Donaghy, #60 Olandis Poole

### OFFICIAL SCORER'S REPORT FINAL BOX

Pepsi Center, Denver, CO

Time of Game: 3:08

Attendance: 14,482

VISITOR: Phoenix Suns (22-12)

NO	PLAYER	MIN	FG	FGA	3P	3PA	FT	FTA	OR	DR	TOT	A	PF	ST	TO	BS	PTS
3	Boris Diaw	F 41:32	7	14	0	1	2	1	3	4	8	6	1	2	0	15	
31	Shawn Marion	F 57:14	13	25	0	3	2	3	5	9	14	3	5	1	2	1	28
40	Kurt Thomas	C 46:05	2	7	0	0	8	8	3	9	12	2	5	0	1	12	
13	Steve Nash	G 52:30	10	21	5	11	1	1	2	4	13	6	1	7	0	26	
19	Raja Bell	G 57:50	10	19	8	15	2	2	1	2	3	6	3	1	3	0	30
22	James Jones	40:42	6	11	1	3	9	11	0	3	3	0	2	1	0	2	22
50	Eddie House	19:06	2	7	0	2	0	0	1	1	4	2	1	0	0	4	
10	Leandro Barbosa	DND - INJ - Left Knee Sprain															
11	Pat Burke	DNP - Coach's Decision															
15	Josh Davis	DNP - Coach's Decision															
21	Jim Jackson	DNP - Coach's Decision															
1	Dijon Thompson	NWT - Illness															
TOTALS:			50	104	14	35	23	27	12	29	41	36	29	6	15	4	137
PERCENTAGES:			48.1%	40.0%	85.2%	TM REB: 12											TOT TO: 17 (28 PTS)

HOME: DENVER NUGGETS (18-18)

NO	PLAYER	MIN	FG	FGA	3P	3PA	FT	FTA	OR	DR	TOT	A	PF	ST	TO	BS	PTS
3	DerMarr Johnson	F 20:53	2	6	1	4	0	0	0	2	2	2	3	0	1	0	5
15	Carmelo Anthony	F 51:51	15	31	0	2	13	14	4	7	11	1	3	3	6	2	43
56	Francisco Elson	C 27:20	3	6	0	0	0	0	1	4	5	0	2	1	1	0	6
7	Greg Buckner	G 22:31	2	3	0	1	0	0	0	3	3	4	2	0	0	0	4
24	Andre Miller	G 51:22	5	19	0	1	5	6	2	4	6	4	4	0	3	0	15
11	Earl Boykins	47:21	11	21	3	3	8	9	1	2	8	1	1	1	1	1	33
21	Eduardo Najera	39:51	6	8	0	0	1	1	2	7	9	0	5	2	2	2	13
21	Earl Watson	46:59	5	8	4	6	1	2	0	6	6	8	5	0	2	0	15
43	Linas Kleiza	6:51	2	2	0	0	1	4	2	0	2	0	1	0	0	0	5
32	Julius Hodge	DNP - Coach's Decision															
1	Voshon Lenard	DNP - Coach's Decision															
6	Kenyon Martin	DND - INJ - Low Back Strain															
TOTALS:			51	104	8	27	36	12	34	46	27	26	7	16	5	139	
PERCENTAGES:			49.0%	47.1%	80.6%	TM REB: 19											TOT TO: 17 (16 PTS)

SCORE BY PERIODS

	1	2	3	4	TOT	2OT	3OT	FINAL
Suns	25	28	32	21	11	8	12	137
NUGGETS	26	29	24	27	11	8	14	139

Inactive: Suns - Grant, Stoudemire

Technical Fouls - Defensive Three Second

Suns: NONE

Nuggets - Camby, Nene, Russel

Technical Fouls - Defensive Three Second

NUGGETS (1): 4:50 2nd

Pts. in the Pt.: Suns 40, NUGGETS 58

2nd Chance Pts.: Suns 15, NUGGETS 24

FB Pts.: Suns 18, NUGGETS 25

Biggest Lead: Suns 9, NUGGETS 7

Lead Changes: 32

Times Tied: 25

### NATIONAL BASKETBALL ASSOCIATION

02/15/2006

Officials: #41 Ken Mauer, #71 Rodney Mott, #73 Ed Malloy

### OFFICIAL SCORER'S REPORT FINAL BOX

Pepsi Center, Denver, CO

Time of Game: 2:00

Attendance: 18,182

VISITOR: Phoenix Suns (34-17)

NO	PLAYER	MIN	FG	FGA	3P	3PA	FT	FTA	OR	DR	TOT	A	PF	ST	TO	BS	PTS
3	Boris Diaw	F 35:15	8	17	1	2	0	0	6	4	10	3	2	5	0	17	
31	Shawn Marion	F 35:19	7	13	2	5	5	4	8	12	3	2	1	4	0	21	
40	Kurt Thomas	C 26:52	5	8	0	0	0	0	1	8	9	3	2	0	0	10	
13	Steve Nash	G 29:50	8	14	2	4	1	1	5	6	12	2	2	3	0	19	
19	Raja Bell	G 43:09	6	13	4	6	4	4	0	3	3	5	5	0	2	0	20
22	James Jones	13:43	2	4	0	1	0	0	0	1	1	0	1	0	1	0	4
10	Leandro Barbosa	25:16	4	8	3	4	0	0	5	5	3	3	1	3	0	11	
50	Eddie House	18:16	3	9	2	3	0	0	2	4	4	1	0	1	1	8	
11	Pat Burke	8:18	2	3	0												

# 2006 Playoff Opponents



## LOS ANGELES CLIPPERS

OFFICE: LOS ANGELES CLIPPERS  
 1111 S. Figueroa St. Suite 1100  
 Los Angeles, CA 90015  
 (213) 742-7550  
 Fax: (213) 742-7550  
 www.clippers.com

**HEAD COACH:** Mike Dunleavy Sr.

**ASSISTANT COACHES:** Jim Eyan, Kim Hughes, Rory White, Neal Meyer

**ATHLETIC TRAINER:** Jasen Powell

**VICE PRESIDENT, COMMUNICATIONS:** Joseph Safety

**DIRECTOR, COMMUNICATIONS:** Rob Raichlen

**ASST. DIRECTOR, COMMUNICATIONS:** Nick Brown

**ASST. DIRECTOR, MEDIA SERVICES:** Ta'Nisha Cooper

**COORDINATOR, MEDIA SERVICES:** Steven Esparza

**HOME COURT:** STAPLES Center (19,060, built in 1999)

**RADIO:** KTLK (1150 AM) Matt Pinto

**TELEVISION:** KTLA (Ch. 5), FSN West (Cable) Ralph Lawler, Michael Smith

## PHOENIX VS L.A. CLIPPERS IN 2005-2006: 2-2

DATE	SCORE	W/L	SITE	REC.	HI SCORER	HI REBS	HI ASTS	OPPS HI SCORER	HI REBS	HI ASTS
12/10/05	91-101	L	Los Angeles	13-6	Marion 20	K. Thomas 17	Nash 11	Brand 27	Brand 13	Brand 6
1/18/06	112-102	W	Los Angeles	25-13	Marion 30	Marion 17	Nash 18	Cassell 17	Kaman 17	Cassell, Mobley 5
3/15/06	126-95	W	Phoenix	45-19	Nash 25	Marion 12	Nash 12	Brand, Maggette 18	Kaman 16	Cassell
4/5/06	105-119	L	Phoenix	49-25	Diaw 24	Marion 15	Diaw 7	Brand 34	Brand 15	Livingston 13

### ALL-TIME SERIES RESULTS:

Suns vs. Clippers in Phoenix: 63-20

Suns vs. Clippers in L.A./S.D./Buffalo: 44-41

Suns vs. Clippers overall: 107-61

Suns largest margin of victory: 46 (114-68, on 2/20/00)

Suns high point total: 140 (11/23/94)

Suns low point total: 80 (4/16/01)

Clippers largest margin of victory: 30 (124-94 on 3/12/74)

Clippers high point total: 138 (11/12/88)

Clippers low point total: 68 (2/2/00)

### ALL-TIME PLAYOFF RESULTS:

Clubs have not met in postseason

## SUNS-CLIPPERS ALL-TIME PLAYOFF HISTORY

The Suns and Clippers have never met in NBA postseason play.

### CLIPPERS PLAYOFF HISTORY:

The Clippers are making their eighth all-time playoff appearance, and only their fourth since moving to California (Los Angeles/San Diego)... The Clippers will be making their first playoff appearance since they were swept by the Utah Jazz in the first round (3-0) of the 1997 NBA Playoffs... The Clippers franchise, which began play as the Buffalo Braves in 1970-71, has compiled a 13-22 playoff record (.371), including a 4-9 mark in Los Angeles (.308)... The Clippers last playoff win was May 1, 1993 against the Houston Rockets and their last playoff series win came as the Buffalo Braves against the Philadelphia 76ers in the 1975-76 season (2-1)... The Buffalo Braves were eliminated in the Eastern Conference Semifinals in 1974 (2-4 vs. Celtics), 1975 (3-4 vs. Bullets) and 1976 (2-4 vs. Celtics).

# 2006 PLAYOFF OPPONENTS

## PHOENIX SUNS — LOS ANGELES CLIPPERS GAME-BY-GAME

### **CLIPPERS 119, SUNS 105 at Phoenix**

*April 5, 2006 (Game 74; Overall 49-25; Home 28-10; Away 21-15)*

The Phoenix Suns suffered their second-worst home loss of the season, trailing only a 24-point loss vs. the San Antonio Spurs on March 9 when the club played without an injured Steve Nash... Phoenix fell to 7-8 following a season-best 11-game win streak and the Clippers went 14 games above .500 for the first time since the 1974-75 season when the team was in Buffalo... The Clippers outscored the Suns 29-16 in the third quarter and used a 14-4 run to take a 75-65 lead with 4:38 to go in the quarter... Phoenix never got closer than eight points after that... Elton Brand scored 23 of his game-high 34 points in the first half and added a game-high tying 15 rebounds for his 42nd double-double of the season... Sam Cassell (hyperextended right knee) was a late scratch and missed only his second game of the season... Shaun Livingston (12 points, 13 assists) recorded a career high in assists in the start in place of Cassell, the second time he's done that in 2005-06 (prev. 12, Feb. 8, 2006 at Detroit)... Phoenix led 35-29 after the first quarter, but were outscored 59-36 in the second and third quarters combined... Boris Diaw led the Suns with 24 points (12-15 FG) and seven assists... The NBA leaders in three-point shooting, started the game shooting 6-of-10 from the field (.600), but subsequently went 7-of-26 (.269) from long range.

### **SUNS 126, CLIPPERS 95 at Phoenix**

*March 15, 2006 (Game 64; Overall 45-19; Home 26-9; Away 19-10)*

The Pacific Division-leading Phoenix Suns stretched their lead 7.5 games over second-place Clippers with a 31-point victory, matching the Clippers' worst loss of the season (other, 97-128, vs. Houston on Feb. 14)... Steve Nash led a balanced scoring attack that featured seven players in double figures and finished with a game-high 25 points and 12 assists before sitting out the fourth quarter in a Suns' blowout... Phoenix scored 100 points by the end of the third quarter for the second-straight night and after scoring 129 points at Seattle in the first game of a back-to-back set, the Suns followed up with 126 points, including 73 first-half points... Shawn Marion added to his league-leading double-double total with his 51st of the season with 14 points and a game-high 12 rebounds... The Suns limited the Clippers to 34.3 percent shooting and 95 points after their previous four opponents averaged 52.2 percent shooting and 112.5 points... Phoenix shot 16-of-31 (.516) from three-point range and were led by Nash's six 3-pointers.

### **SUNS 112, CLIPPERS 102 at Los Angeles**

*January 18, 2006 (Game 38; Overall 25-13; Home 15-6; Away 10-7)*

After suffering their worst loss in over two seasons one night earlier at Sacramento, the Phoenix Suns rebounded with a convincing victory over the second-place Los Angeles Clippers, who now trail the Pacific Division-leading Suns by 3.5 games ... The Suns took a 67-48 advantage into the break and claimed their largest lead when Steve Nash buried a 3-pointer that made it 72-51 with 9:59 left in the third period... Phoenix took control early and led 67-48 at the half... Phoenix had five players score in double figures, including a game-high 30 points and 17 rebounds from Shawn Marion... Nash chipped in with 20 points and 18 assists as the Suns won for the 10th time in their last 13 games... Leandro Barbosa tallied 21 points, his most points scored since the fifth game of the season vs. Detroit on Nov. 10... The Suns outscored the Clippers 21-2 in fastbreak points and made 11 3-pointers (26 attempts) to the Clippers' one (seven attempts)... The Clippers were led in scoring by Sam Cassell, who had 27 points and five assists... The Clippers outrebounded Phoenix 51-35... Phoenix committed only nine turnovers and had 32 assists on 42 field goals made.

### **CLIPPERS 101, SUNS 91 at Los Angeles**

*December 10, 2005 (Game 19; Overall 13-6; Home 9-4; Away 4-2)*

Playing their fifth game in seven days, the Phoenix Suns offense sputtered and the NBA's longest winning streak to-date this season came to an end (nine) as the Los Angeles Clippers took sole possession of the lead in the Pacific Division... Phoenix led 57-53 at the half, but could only muster 34 points in the second half as the team shot only 13-of-36 (36.1 percent) in the second half... The Suns also had to overcome game-ending injuries to James Jones in the first half and Leandro Barbosa in the second half, along with foul trouble to several key players... Barbosa's jump shot with 11:49 remaining in the fourth quarter cut the Clippers lead to 83-78, but the Suns did not score again until 3:40 remaining... The Clippers had three players score 20-plus points, including Elton Brand, who posted team highs of 27 points and 13 rebounds... Phoenix countered with Shawn Marion scoring a team-high 20 points, while Steve Nash (16 points, game-high 11 assists) and Kurt Thomas (13 points, game-high 17 rebounds) added double-doubles.

# 2006 PLAYOFF OPPONENTS

## PHOENIX SUNS — LOS ANGELES CLIPPERS SEASON SERIES STATISTICS

### Phoenix Suns vs. Los Angeles Clippers

RECORD (W-L): 2-2 Home(1-1) Away(1-1)

NO	PLAYER	GP-GS	MIN	FGM-FGA	FG%	3-POINT		FTM-FTA	FT%	REBOUNDS			AST	PF-DQ	STL	TO	BLK	PTS/AVG
						FGM-FGA	FG%			OFF	DEF	TOT						
31	Marion	4-4	159	32-64	.500	5-15	.333	11-12	.917	12	37	49	7	11-0	7	4	5	80/20.0
13	Nash	4-4	134	24-49	.490	10-17	.588	12-13	.923	1	11	12	46	5-0	1	13	0	70/17.5
10	Barbosa	4-0	108	23-45	.511	7-12	.583	7-8	.875	4	11	15	8	11-0	0	4	0	60/15.0
3	Diaw	4-4	133	26-48	.542	0-2	.000	2-6	.333	3	14	17	19	12-0	0	9	1	54/13.5
19	Bell	4-4	142	18-50	.360	8-24	.333	1-1	1.000	3	7	10	8	15-1	5	2	0	45/11.3
40	K. Thomas	2-2	69	8-19	.421	0-0	---	5-6	.833	8	18	26	4	9-0	1	2	2	21/10.5
22	Jones	4-2	86	13-24	.542	7-14	.500	6-6	1.000	1	6	7	0	10-0	1	2	3	39/9.8
2	T. Thomas	2-0	47	7-19	.368	3-12	.250	2-3	.667	1	12	13	4	9-0	0	4	0	19/9.5
50	House	4-0	66	13-38	.342	5-18	.278	4-5	.800	1	5	6	10	2-0	4	1	0	35/8.8
15	Tskitishvili	1-0	5	2-3	.667	0-0	---	1-1	1.000	0	2	2	0	0-0	0	1	1	5/5.0
11	Burke	2-0	11	3-4	.750	0-0	---	0-0	---	0	4	4	1	1-0	1	3	0	6/3.0
Phoenix Suns		4	960	169-363	.466	45-114	.395	51-61	.836	34	127	161	107	85-1	20	46	12	434/108.5
Opponents		4	960	158-359	.440	15-45	.333	86-115	.748	59	146	205	80	73-0	24	51	15	417/104.3

### SINGLE GAME HIGHS

### AVERAGE PER GAME

### CAREER HIGHS (C=SET, T=TIED)

NO	PLAYER	MIN	REB	AST	STL	TO	BLK	PTS	MIN	REB	AST	STL	TO	BLK	PTS	CAREER HIGHS (C=SET, T=TIED)						
																FG	FGA	FT	FTA	REB	AST	PTS
31	Marion	45	17	4	4	2	2	30	39.8	12.3	1.8	1.75	1.0	1.25	20.0	13	28	7T	8T	17T	7	32
13	Nash	39	4	18	1	5	0	25	33.5	3.0	11.5	0.25	3.3	0.00	17.5	9C	19	8	9	9	18T	25C
10	Barbosa	32	6	3	0	3	0	21	27.0	3.8	2.0	0.00	1.0	0.00	15.0	9T	15T	4C	4T	6T	3C	22
3	Diaw	39	6	7	0	4	1	24	33.3	4.3	4.8	0.00	2.3	0.25	13.5	12C	15C	4	4T	6C	7C	24C
19	Bell	40	4	3	2	1	0	16	35.5	2.5	2.0	1.25	0.5	0.00	11.3	6T	18C	5	6	8	3T	16C
40	K. Thomas	37	17	2	1	1	1	13	34.5	13.0	2.0	0.50	1.0	1.00	10.5	12	19	8	8	17C	5	28
22	Jones	35	4	0	1	2	3	17	21.5	1.8	0.0	0.25	0.5	0.75	9.8	6C	15	2C	2T	7	3	17C
2	T. Thomas	26	8	4	0	3	0	11	23.5	6.5	2.0	0.00	2.0	0.00	9.5							
50	House	22	2	4	2	1	0	16	16.5	1.5	2.5	1.00	0.3	0.00	8.8	6T	13C	4C	5C	4	4C	16C
15	Tskitishvili	5	2	0	0	1	1	5	5.0	2.0	0.0	0.00	1.0	1.00	5.0							
11	Burke	6	4	1	1	2	0	4	5.5	2.0	0.5	0.50	1.5	0.00	3.0	3	7	1	1	4C	1T	6
Phoenix Suns		240	47	32	7	16	6	126	240.0	40.3	26.8	5.00	11.5	3.00	108.5	56	114	48	59	67	49	140
Los Angeles Clippers		240	59	24	8	15	5	119	240.0	51.3	20.0	6.00	12.8	3.75	104.3	54	117	42	49	66	39	138

### Los Angeles Clippers vs. Phoenix Suns

RECORD (W-L): 2-2 Home(1-1) Away(1-1)

NO	PLAYER	GP-GS	MIN	FGM-FGA	FG%	3-POINT		FTM-FTA	FT%	REBOUNDS			AST	PF-DQ	STL	TO	BLK	PTS/AVG
						FGM-FGA	FG%			OFF	DEF	TOT						
42	Brand	4-4	154	36-75	.480	0-1	.000	26-36	.722	21	22	43	9	7-0	5	8	5	98/24.5
19	Cassell	3-3	105	27-59	.458	0-5	.000	11-14	.786	1	10	11	16	7-0	4	2	0	65/21.7
50	Maggette	2-0	62	12-27	.444	3-7	.429	14-19	.737	4	15	19	4	5-0	1	6	0	41/20.5
5	Mobley	4-3	132	19-50	.380	3-9	.333	11-12	.917	5	12	17	11	10-0	3	7	1	52/13.0
7	Radmanovic	2-1	65	9-21	.429	6-13	.462	0-0	---	1	14	15	4	3-0	3	3	2	24/12.0
35	Kaman	4-4	128	16-36	.444	0-1	.000	12-16	.750	14	38	52	2	11-0	2	11	3	44/11.0
14	Livingston	3-1	81	13-26	.500	0-0	---	4-6	.667	1	13	14	18	9-0	3	4	1	30/10.0
13	Ross	4-4	92	11-27	.407	0-0	---	5-6	.833	5	8	13	7	7-0	1	4	2	27/6.8
3	Ewing	4-0	72	8-21	.381	2-7	.286	1-2	.500	2	1	3	7	4-0	2	2	1	19/4.8
15	Singleton	4-0	36	6-9	.667	1-1	1.000	2-2	1.000	5	9	14	1	6-0	0	0	0	15/3.8
8	Korolev	2-0	9	0-2	.000	0-0	---	0-2	.000	0	0	0	0	1-0	0	1	0	0/0.0
0	McCarty	2-0	12	0-3	.000	0-1	.000	0-0	---	0	4	4	0	2-0	0	1	0	0/0.0
Los Angeles Clippers		4	960	158-359	.440	15-45	.333	86-115	.748	59	146	205	80	73-0	24	51	15	417/104.3
Opponents		4	960	169-363	.466	45-114	.395	51-61	.836	34	127	161	107	85-1	20	46	12	434/108.5

### SINGLE GAME HIGHS

### AVERAGE PER GAME

### CAREER HIGHS (C=SET, T=TIED)

NO	PLAYER	MIN	REB	AST	STL	TO	BLK	PTS	MIN	REB	AST	STL	TO	BLK	PTS	CAREER HIGHS (C=SET, T=TIED)						
																FG	FGA	FT	FTA	REB	AST	PTS
42	Brand	42	15	6	3	4	2	34	38.5	10.8	2.3	1.25	2.0	1.25	24.5	14C	23C	11T	14	15C	6T	34C
19	Cassell	41	4	7	2	1	0	27	35.0	3.7	5.3	1.33	0.7	0.00	21.7	11T	24C	10	12	7	14	32
50	Maggette	33	10	3	1	4	0	23	31.0	9.5	2.0	0.50	3.0	0.00	20.5	9	22	12	12	10T	5	26
5	Mobley	43	9	5	3	4	1	25	33.0	4.3	2.8	0.75	1.8	0.25	13.0	13	27	9	12	9T	8	33
7	Radmanovic	38	10	2	2	2	1	13	32.5	7.5	2.0	1.50	1.5	1.00	12.0							
35	Kaman	36	17	1	2	4	1	13	32.0	13.0	0.5	0.50	2.8	0.75	11.0	10	14	5C	6C	17C	3	21
14	Livingston	36	7	13	2	2	1	16	27.0	4.7	6.0	1.00	1.3	0.33	10.0	7C	14C	2C	4C	7C	13C	16C
13	Ross	28	5	4	1	2	1	12	23.0	3.3	1.8	0.25	1.0	0.50	6.8	5	12	5	6	5C	4C	15
3	Ewing	24	2	3	1	1	1	7	18.0	0.8	1.8	0.50	0.5	0.25	4.8	3C	7C	1C	2C	2C	3C	7C
15	Singleton	18	8	1	0	0	0	8	9.0	3.5	0.3	0.00	0.0	0.00	3.8	4C	5C	2C	2C	8C	1C	8C
8	Korolev	7	0	0	0	1	0	0	4.5	0.0	0.0	0.00	0.5	0.00	0.0	0C	1C	0C	2C	0C	0C	0C
0	McCarty	6	3	0	0	1	0	0	6.0	2.0	0.0	0.00	0.5	0.00	0.0	7	11	4	4	8	3	20
Los Angeles Clippers		240	59	24	8	15	5	119	240.0	51.3	20.0	6.00	12.8	3.75	104.3	54	117	42	49	66	39	138
Phoenix Suns		240	47	32	7	16	6	126	240.0	40.3	26.8	5.00	11.5	3.00	108.5	56	114	48	59	67	49	140

# 2006 PLAYOFF OPPONENTS

## PHOENIX SUNS – LOS ANGELES CLIPPERS BOX SCORES

### NATIONAL BASKETBALL ASSOCIATION

12/10/2006

Officials: #22 Bill Spooner, #12 Violet Palmer, #62 Pat Fraher

VISITOR: Phoenix Suns (13-6)

NO	PLAYER	MIN	FG	FGA	3P	3PA	FT	FTA	OR	DR	TOT	A	PF	ST	TO	BS	PTS	
3	Boris Diaw	F 31:04	3	11	0	2	1	4	1	4	5	3	5	0	3	1	7	
31	Shawn Marion	F 41:38	9	14	2	5	0	0	1	4	5	0	2	1	2	0	20	
40	Kurt Thomas	C 31:36	5	13	0	0	3	4	7	10	17	2	5	1	1	1	13	
19	Raja Bell	G 40:14	3	9	1	4	0	0	0	3	3	5	1	1	0	7		
13	Steve Nash	G 35:06	5	12	0	1	6	6	1	3	4	11	2	0	3	0	16	
10	Leandro Barbosa	21:57	3	8	1	3	0	0	0	1	1	3	0	1	0	7		
50	Eddie House	22:27	2	10	0	3	4	5	0	2	2	4	2	0	0	0	8	
22	James Jones	11:27	3	4	1	2	2	2	1	3	4	0	1	0	0	0	9	
11	Pat Burke	4:31	2	2	0	0	0	0	0	0	0	0	0	0	1	0	4	
23	Sharrod Ford	DNP - Coach's Decision																
21	Jim Jackson	DNP - Coach's Decision																
1	Dijon Thompson	DNP - Coach's Decision																
TOTALS:		35	83	5	20	16	21	11	30	41	24	25	3	12	2	91		
PERCENTAGES:		42.2%	25.0%	76.2%					TM REB: 6			TOT TO: 12 (16 PTS)						

### HOME: LOS ANGELES CLIPPERS (14-5)

NO	PLAYER	MIN	FG	FGA	3P	3PA	FT	FTA	OR	DR	TOT	A	PF	ST	TO	BS	PTS	
13	Quinton Ross	F 27:37	2	6	0	0	0	0	1	4	5	4	2	0	2	1	4	
42	Elton Brand	F 41:31	8	21	0	1	11	12	8	5	13	6	1	3	2	2	27	
35	Chris Kaman	C 36:25	5	8	0	0	2	4	1	9	10	0	4	0	3	1	12	
5	Cuttino Mobley	G 42:30	8	16	3	4	6	6	0	4	4	4	4	3	1	0	25	
19	Sam Cassell	G 41:08	9	24	0	3	6	6	0	4	4	4	3	2	0	0	24	
3	Daniel Ewing	24:15	3	4	1	2	0	0	0	1	1	2	2	0	1	0	7	
15	James Singleton	7:35	0	0	0	0	0	0	0	2	2	1	1	0	0	0	0	
10	Howard Easley	9:28	0	1	0	0	0	0	0	0	0	1	0	0	0	0	0	
54	Chris Wilcox	3:09	1	2	0	0	0	0	0	0	0	0	1	0	0	0	2	
0	Walter McCarty	6:23	0	1	0	0	0	0	0	3	3	0	1	0	0	0	0	
8	Yaroslav Korolev	DNP - Coach's Decision																
22	Boniface Ndong	DNP - Coach's Decision																
TOTALS:		36	83	4	10	25	28	10	32	42	22	19	8	9	4	101		
PERCENTAGES:		43.4%	40.0%	89.3%					TM REB: 14			TOT TO: 10 (9 PTS)						

SCORE BY PERIODS	1	2	3	4	FINAL
Suns	34	23	19	15	91
CLIPPERS	37	16	30	18	101

Inactive: Suns - Grant, Reiner, Stoudemire  
 Flagrant Fouls  
 Suns (1): 4:23 4th Bell-FLG1  
 CLIPPERS: NONE

Pts. in the Pt.: Suns 42, CLIPPERS 34  
 2nd Chance Pts.: Suns 12, CLIPPERS 11  
 FB Pts.: Suns 11, CLIPPERS 9

Biggest Lead: Suns 7, CLIPPERS 13  
 Lead Changes: 2  
 Times Tied: 6

### NATIONAL BASKETBALL ASSOCIATION

01/19/2006

Officials: #13 Monty McCutchen, #71 Rodney Mott, #60 David Guthrie

VISITOR: Phoenix Suns (25-13)

NO	PLAYER	MIN	FG	FGA	3P	3PA	FT	FTA	OR	DR	TOT	A	PF	ST	TO	BS	PTS	
3	Boris Diaw	F 25:40	3	8	0	0	0	0	0	0	0	0	4	4	0	2	0	6
31	Shawn Marion	F 45:05	11	23	1	4	7	8	5	12	17	2	3	4	0	1	30	
40	Kurt Thomas	C 37:29	3	6	0	0	2	2	1	8	9	2	4	0	1	1	8	
19	Raja Bell	G 33:43	5	13	2	7	0	0	1	8	9	1	0	1	0	0	12	
13	Steve Nash	G 38:48	6	15	3	4	5	5	0	2	2	18	3	0	4	0	20	
10	Leandro Barbosa	28:53	9	15	2	4	1	2	1	3	4	3	3	0	0	0	21	
22	James Jones	21:10	3	5	2	4	2	2	0	0	0	0	2	0	2	0	10	
50	Eddie House	9:12	2	5	1	3	0	0	1	1	2	3	0	2	0	0	5	
11	Pat Burke	DNP - Coach's Decision																
15	Josh Davis	DNP - Coach's Decision																
21	Jim Jackson	DNP - Coach's Decision																
1	Dijon Thompson	DNP - Coach's Decision																
TOTALS:		42	90	11	26	17	19	9	26	35	32	20	7	9	2	112		
PERCENTAGES:		46.7%	42.3%	89.5%					TM REB: 7			TOT TO: 9 (11 PTS)						

### HOME: LOS ANGELES CLIPPERS (20-15)

NO	PLAYER	MIN	FG	FGA	3P	3PA	FT	FTA	OR	DR	TOT	A	PF	ST	TO	BS	PTS	
13	Quinton Ross	F 28:17	4	7	0	0	1	2	1	3	4	2	3	1	0	0	9	
42	Elton Brand	F 41:23	8	18	0	0	3	6	4	3	7	1	3	1	1	2	19	
35	Chris Kaman	C 35:47	4	9	0	1	5	6	5	12	17	1	0	0	4	1	13	
5	Cuttino Mobley	G 28:57	1	9	0	2	2	2	1	2	3	5	4	0	4	0	4	
19	Sam Cassell	G 33:42	11	19	0	1	5	8	0	4	4	5	3	0	1	0	27	
3	Daniel Ewing	23:19	2	7	1	3	1	2	2	2	0	4	3	1	0	0	6	
14	Shaun Livingston	29:03	7	14	0	0	2	2	1	5	6	2	4	2	2	1	16	
8	Yaroslav Korolev	1:34	0	1	0	0	0	0	0	0	0	0	0	0	0	0	0	
54	Chris Wilcox	17:58	4	5	0	0	0	0	0	2	6	8	0	3	0	0	8	
0	Walter McCarty	DNP - Coach's Decision																
22	Boniface Ndong	DNP - Coach's Decision																
54	Chris Wilcox	DNP - Coach's Decision																
TOTALS:		41	89	1	7	19	28	16	35	51	19	21	4	13	5	102		
PERCENTAGES:		46.1%	14.3%	67.9%					TM REB: 14			TOT TO: 14 (19 PTS)						

SCORE BY PERIODS	1	2	3	4	FINAL
Suns	30	37	29	16	112
CLIPPERS	24	24	32	22	102

Inactive: Suns - Grant, Stoudemire  
 Technical Fouls - Individual  
 Suns: NONE  
 CLIPPERS (1): Cassell 0:01.6 1st

Pts. in the Pt.: Suns 44, CLIPPERS 54  
 2nd Chance Pts.: Suns 12, CLIPPERS 26  
 FB Pts.: Suns 21, CLIPPERS 2

Biggest Lead: Suns 21, CLIPPERS 4  
 Lead Changes: 3  
 Times Tied: 2

### NATIONAL BASKETBALL ASSOCIATION

03/15/2006

Officials: #35 Jack Niles, # 6 Jim Clark, #60 Olandis Poole

VISITOR: Los Angeles Clippers

NO	PLAYER	MIN	FG	FGA	3P	3PA	FT	FTA	OR	DR	TOT	A	PF	ST	TO	BS	PTS
13	Quinton Ross	F 12:46	1	7	0	0	0	0	2	1	3	0	1	0	1	0	2
42	Elton Brand	F 30:18	6	13	0	0	6	11	4	4	8	0	1	1	1	0	18
35	Chris Kaman	C 28:06	3	10	0	0	2	2	7	9	16	0	3	2	3	0	8
5	Cuttino Mobley	G 32:04	4	13	0	3	4	3	6	9	2	1	0	2	0	11	
19	Sam Cassell	G 29:43	7	16	0	1	2	3	7	1	2	1	2	1	0	14	
50	Eddie House	33:01	5	16	1	5	7	9	3	6	9	1	3	1	4	0	18
7	Vladimir Radmanovic	27:22	5	12	3	7	0	0	1	4	5	2	1	1	1	13	
14	Shaun Livingston	15:12	1	2	0	0	0	0	0	1	1	3	2	0	1	0	2
3	Daniel Ewing	12:00	1	6	0	1	0	0	0	0	0	0	1	1	0	0	2
8	Yaroslav Korolev	7:01	0	1	0	0	0	0	0	0	0	1	0	0	0	0	0
15	James Singleton	7:01	2	4	1	1	2	3	1	4	0	0	0	0	0	0	7
0	Walter McCarty	5:26	0	2	0	1	0	0	0	1	1	0	1	0	1	0	0
TOTALS:		35	102	5	19	20	30	24	35	59	15	16	8	15	1	95	
PERCENTAGES:		34.3%	26.3%	66.7%					TM REB: 6			TOT TO: 15 (11 PTS)					

### HOME: PHOENIX SUNS

NO	PLAYER	MIN	FG	FGA	3P	3PA	FT	FTA	OR	DR	TOT	A	PF	ST	TO	BS	PTS
22	James Jones	F 34:59	6	11	3	6	2	2	0	2	2	0	5	1	0	3	17
31	Shawn Marion	F 30:31	6	10	2	3	0	0	0	12	12	4	3	1	1	2	14
3	Boris Diaw	C 37:01	8	14	0	0	1	1	0	6	6	5	0	0	4	0	17
19	Raja Bell	G 32:30	6	10	3	4	1	1	0	4	4	2	3	1	0	0	16
13	Steve Nash	G 28:37	9	11	6	8	1	1	0	3	3	12	0	0	1	0	25
10	Leandro Barbosa	24:23	5	10	1	1	2	2	4	6	1	3	0	3	0	13	
2	Tim Thomas	20:49	4	9	1	6	2	3	1	7	8	4	5	0	3	0	11
50	Eddie House	19:23															

# 2006 PLAYOFF OPPONENTS



## LOS ANGELES LAKERS

OFFICE: 555 N. Nash Street  
 Los Angeles, CA 90245  
 (310) 426-6000  
 Fax: (310) 426-6106  
 www.lakers.com

**HEAD COACH:** Phil Jackson

**ASSISTANT COACHES:** Frank Hamblen, Kurt Rambis, Brian Shaw

**ATHLETIC TRAINER:** Gary Vitti

**DIRECTOR, PUBLIC RELATIONS:** John Black

**ASSISTANT DIRECTORS, PUBLIC RELATIONS:** Alison Bogli

**COORDINATOR, PUBLIC RELATIONS:** Josh Rupprecht

**ASSISTANTS, PUBLIC RELATIONS:** Ryan Thompson, Matt Fleer

**HOME COURT:** STAPLES Center (18,997, built in 1999)

**RADIO:** KLAC (570 AM), Spero Dedes, Mychal Thompson KWKW  
 (1330 AM Spanish) Fernando Gonzalez, Jose "Pepe" Mantilla

**TELEVISION:** KCAL (Ch. 9), FSN Joel Meyers, Stu Lantz

## PHOENIX VS L.A. LAKERS IN 2005-2006: 3-1

DATE	SCORE	W/L	SITE	REC.	HI SCORER	HI REBS	HI ASTS	OPPS HI SCORER	HI REBS	HI ASTS
11/3/05	122-112	W	Los Angeles	1-1	Marion 30	Marion 11	Nash 17	Bryant 39	Odom 16	Odom 8
1/20/06	106-93	W	Phoenix	26-13	Marion 22	Marion 16	Nash 12	Bryan 37	Odom 12	Odom 4
4/7/06	107-96	W	Phoenix	50-25	Nash 25	Marion 14	Nash 8	Bryant 51	Odom 11	Odom 5
4/16/06	89-109	L	Los Angeles	52-28	Marion 29	Diaw 10	Diaw 12	Bryant 43	Odom 11	Odom 7

### ALL-TIME SERIES RESULTS:

Suns vs. Lakers in Phoenix: 59-39  
 Suns vs. Lakers in Los Angeles: 23-76  
 Suns vs. Lakers overall: 82-115  
 Suns largest margin of victory: 35 (135-100, 12/25/73)  
 Suns high point total: 138 (1/19/84)  
 Suns low point total: 78 (12/28/00)  
 Lakers largest margin of victory: 37 (three times)  
 Lakers high point total: 155 (1/2/87)  
 Lakers low point total: 83 (11/16/01, 3/26/01)

### ALL-TIME PLAYOFF RESULTS:

Suns vs. Lakers in Phoenix: 8-12  
 Suns vs. Lakers in Los Angeles: 6-18  
 Suns vs. Lakers overall: 14-30  
 Suns largest margin of victory: 26 (127-101, 4/13/80)  
 Suns high point total: 135 (5/18/84)  
 Suns low point total: 65 (5/16/00)  
 Lakers largest margin of victory: 35 (129-94, 4/9/70))  
 Lakers high point total: 147 (4/20/85)  
 Lakers low point total: 86 (5/2/93)

## SUNS-LAKERS ALL-TIME PLAYOFF HISTORY:

The Suns and Lakers have met nine times in NBA Playoff action, and most recently, in 2001, when the Suns lost to the eventual world champions (4-1) in the Western Conference Semifinals... L.A. jumped out to a 3-0 lead, but the Suns stayed alive with a 117-98 win at AWA, which included Jason Kidd's first career playoff triple-double in Game 4 with 22 points, 10 rebounds and 16 assists... The Lakers won other series in 1970 (4-3), 1980 (4-1), 1982 (4-0), 1984 (4-2), 1985 (3-0) and 1989 (4-0)... Phoenix won two-straight series in 1990 (4-1) and 1993 (3-2)... The clubs have meet twice in the Western Conference Finals (1984, 1989)... Magic Johnson dominated the Suns in the postseason, guiding the Lakers to a 23-4 mark in six playoff meetings vs. the Purple Gang... As a rookie in 1980, he averaged 15.4 points, 10.4 rebounds and 11.0 assists and led the eventual World Champion Lakers to a 4-1 victory over the Suns... His 24 assists in Game 2 of the Western Conference Finals in 1984 gave him a share of an NBA Playoff record with John Stockton.

## LAKERS PLAYOFF HISTORY:

This is the Lakers' 53rd appearance in postseason play and the 28th in the last 30 years... At one point, they made 25-straight trips to the postseason from 1949 to 1974... The Laker dynasty is responsible for 14 NBA Championships and they made it to the NBA Finals 27 times... The Lakers captured the team's third consecutive NBA title in 2002, defeating Portland (3-0), San Antonio (4-1), Sacramento (4-3) and New Jersey (4-0) in the NBA Finals... The Lakers won titles over Indiana in 2000 and Philadelphia in 2001... The Lakers are 379-250 all-time in the postseason and own the highest overall playoff winning percentage in league history (.603)... The Lakers are 314-211 (.598) in the playoffs since moving to Los Angeles in 1961.

# 2006 PLAYOFF OPPONENTS

## PHOENIX SUNS — LOS ANGELES LAKERS GAME-BY-GAME

### **LAKERS 109, SUNS 89 at Los Angeles**

*April 16, 2006 (Game 80; Overall 52-28; Home 30-10; Away 22-18)*

The Los Angeles Lakers clinched a playoff berth after a one-year absence and a potential first-round playoff matchup against the Suns with a 20-point victory as Kobe Bryant scored 43 points, his 27th 40-point game of the season, including his second in a row against Phoenix (US Airways Center/AWA record 51 points vs. Phoenix on April 7)... For the second game in a row, Phoenix rested guards Steve Nash (right thigh contusion) and Raja Bell (left thigh strain) as the Lakers snapped a seven-game losing streak against the Suns... Boris Diaw notched his second consecutive triple-double with 11 points, 10 rebounds and a game-high 12 assists to become only the fourth player in franchise history to do it in a back-to-back games (Alvan Adams, Charles Barkley, Jason Kidd)... Shawn Marion led the Suns with 29 points, but for the first time this season, Phoenix did not have a single fastbreak point... The Lakers built a 16-1 lead less than four minutes into the game and held a 35-22 advantage after 12 minutes behind Bryant's 14 points... The Lakers led by as many as 26 points and Phoenix never got closer than 11 points in the second half.

### **SUNS 107, LAKERS 96 at Phoenix**

*April 7, 2006 (Game 75; Overall 50-25; Home 29-10; Away 21-15)*

The Phoenix Suns won their seventh consecutive game against the Lakers and 50th game of the season despite a US Airways Center/AWA building record 51 points from Kobe Bryant (prev. 50, Amaré Stoudemire vs. Portland on Jan. 2, 2005 and Cliff Robinson on Jan. 16, 2000)... Phoenix led from start to finish, but after the Lakers closed to within one, 80-79, after three quarters, the Suns opened the fourth quarter on an 18-4 run to take a 98-83 lead with 5:31 to go in the game... The Suns outscored LA 27-17 in the fourth, as the Lakers shot 6-of-18 (.333) from the field... After combining for 22 points and 14 assists in the Suns previous two games (both losses), Steve Nash rebounded with a team-high 25 points and a game-high eight assists... Leandro Barbosa added 23 points off the bench, while Shawn Marion scored 10 of his 12 points in the fourth quarter to notch his career-high 58th double-double of the season (game-high 14 rebounds)... Bryant became the sixth player (7th overall) to score 40 or more points against Phoenix in 2005-06... His 51 points were tied for third most ever scored against Phoenix... The Lakers' seven-game skid against Phoenix is the longest active losing streak vs. any NBA opponent.

### **SUNS 106, LAKERS 93 at Phoenix**

*January 20, 2006 (Game 39; Overall 26-13; Home 16-6; Away 10-7)*

The Phoenix Suns used a second-quarter surge to wipe out a 10-point deficit and won their sixth consecutive game over the Los Angeles Lakers for the first time in series history... The series spans 38 years, dating back to 1968... With the Suns trailing 35-25 with 7:51 remaining in the second quarter, Phoenix used a 22-4 to take a 47-39 advantage with 1:21 to go in the half... Eddie House, who outscored the Lakers bench 19-13, scored 12 points during the run... The NBA's leading scorer Kobe Bryant scored a game-high 37 points, but shot only 12-of-33 (.364) from the field and scored 25 of his points after the Suns took their biggest lead of the game, 77-57, with 2:14 to go in the third quarter... Bryant's 33 field goal attempts were a Suns opponent season high... Shawn Marion led the Suns with 22 points and a game-high 16 rebounds for his 30th double-double, his sixth consecutive season with 30 or more double-doubles... Steve Nash added 17 points and a game-high 12 assists for his 12th double-double in the club's last 14 games (11-3 record)... Lamar Odom notched his team-leading 15th double-double by the end of the first half and finished with 15 points, 12 rebounds and a team-high four assists.

### **SUNS 122, LAKERS 112 at Los Angeles**

*November 3, 2005 (Game 2; Overall 1-1; Home 0-1; Away 1-0)*

For the second consecutive game the Suns built a 17-point lead in the fourth quarter, but unlike the season opener vs. Dallas on Nov. 1, the Suns made clutch baskets down the stretch to capture their first victory of the 2005-06 season... Phoenix overcame a game-high 39 points from Kobe Bryant... The Suns clicked offensively scoring 122 points, including seven players in double figures... Phoenix shot above 50 percent from the field (.506) and made 10-of-23 shots from behind the arc (.435)... Shawn Marion led the Suns with 30 points and 11 rebounds for his second double-double of the season, while Steve Nash chipped in with his first double-double of the season with 12 points and 17 assists.

# 2006 PLAYOFF OPPONENTS

## PHOENIX SUNS — LOS ANGELES LAKERS SEASON SERIES STATISTICS

### PHOENIX SUNS VS. LOS ANGELES LAKERS

RECORD (W-L): 3-1 HOME(2-0) AWAY(1-1)

NO	PLAYER	GP-GS	MIN	FGM-FGA	FG%	3-POINT		FTM-FTA	FT%	REBOUNDS			AST	PF-DQ	STL	TO	BLK	PTS/AVG
						FGM-FGA	FG%			OFF	DEF	TOT						
31	Marion	4-4	163	36-74	.486	2-11	.182	19-23	.826	11	37	48	3	14-0	8	7	9	93/23.3
13	Nash	3-3	105	17-37	.459	6-16	.375	14-14	1.000	0	16	16	37	4-0	6	12	0	54/18.0
19	Bell	3-3	118	15-28	.536	6-11	.545	8-8	1.000	2	9	11	8	14-0	2	1	2	44/14.7
10	Barbosa	4-1	125	22-45	.489	8-16	.500	6-7	.857	2	7	9	17	8-1	2	8	0	58/14.5
40	K. Thomas	2-2	54	10-21	.476	0-0	---	6-8	.750	2	12	14	1	6-0	0	1	2	26/13.0
50	House	4-0	71	19-42	.452	7-13	.538	0-0	---	0	4	4	2	3-0	1	2	0	45/11.3
22	Jones	4-2	95	15-30	.500	6-12	.500	5-7	.714	4	14	18	0	8-0	2	1	0	41/10.3
15	Tskitshvili	1-0	16	3-7	.429	1-2	.500	2-4	.500	2	3	5	2	4-0	0	0	0	9/9.0
3	Diaw	4-3	132	16-30	.533	0-0	---	2-4	.500	9	21	30	26	8-0	1	7	2	34/8.5
2	T. Thomas	2-1	36	3-18	.167	0-7	.000	3-6	.500	1	3	4	1	3-0	0	0	0	9/4.5
55	Grant	2-1	25	3-5	.600	0-0	---	0-0	---	0	6	6	2	5-0	0	1	0	6/3.0
11	Burke	1-0	8	0-4	.000	0-1	.000	0-0	---	0	0	0	0	1-0	0	1	0	0/0.0
Phoenix Suns		4	960	160-345	.464	37-92	.402	67-84	.798	33	133	166	102	78-1	22	45	15	424/106.0
Opponents		4	960	151-345	.438	27-86	.314	81-99	.818	36	144	180	80	88-0	31	50	11	410/102.5

### SINGLE GAME HIGHS

### AVERAGE PER GAME

### CAREER HIGHS (C=SET, T=TIED)

NO	PLAYER	MIN						AVERAGE PER GAME						CAREER HIGHS (C=SET, T=TIED)								
		MIN	REB	AST	STL	TO	BLK	PTS	MIN	REB	AST	STL	TO	BLK	PTS	FG	FGA	FT	FTA	REB	AST	PTS
31	Marion	44	16	1	3	4	5	30	40.8	12.0	0.8	2.00	1.8	2.25	23.3	13T	26	8C	9C	18	7	32
13	Nash	36	9	17	4	4	0	25	35.0	5.3	12.3	2.00	4.0	0.00	18.0	11	22	11	12	9C	17C	31
19	Bell	40	7	5	1	1	1	18	39.3	3.7	2.7	0.67	0.3	0.67	14.7	9	17	6	10	7C	5C	26
10	Barbosa	37	4	5	1	4	0	23	31.3	2.3	4.3	0.50	2.0	0.00	14.5	9C	15C	2C	2C	5	7	23C
40	K. Thomas	29	9	1	0	1	2	14	27.0	7.0	0.5	0.00	0.5	1.00	13.0	9	19	4C	6	15	6	20
50	House	24	2	1	1	2	0	19	17.8	1.0	0.5	0.25	0.5	0.00	11.3	8C	18	2	2	5	5	19C
22	Jones	36	8	0	1	1	0	17	23.8	4.5	0.0	0.50	0.3	0.00	10.3	6C	11C	3C	4C	8C	2	17C
15	Tskitshvili	16	5	2	0	0	0	9	16.0	5.0	2.0	0.00	0.0	0.00	9.0							
3	Diaw	42	12	12	1	4	1	12	33.0	7.5	6.5	0.25	1.8	0.50	8.5	6C	11C	1C	2C	12C	12C	12C
2	T. Thomas	23	4	1	0	0	0	7	18.0	2.0	0.5	0.00	0.0	0.00	4.5							
55	Grant	18	6	1	0	1	0	6	12.5	3.0	1.0	0.00	0.5	0.00	3.0	14	21	6	9	16	5	29
11	Burke	8	0	0	0	1	0	0	8.0	0.0	0.0	0.00	1.0	0.00	0.0	1	6	1	2	2	0T	2
Phoenix Suns		240	44	35	7	14	6	122	240.0	41.5	25.5	5.50	11.3	3.75	106.0	58	123	40	59	70	37	138
Los Angeles Lakers		240	57	24	9	13	5	112	240.0	45.0	20.0	7.75	12.5	2.75	102.5	63	115	41	57	75	43	155

### LOS ANGELES LAKERS VS. PHOENIX SUNS

RECORD (W-L): 1-3 HOME(1-1) AWAY(0-2)

NO	PLAYER	GP-GS	MIN	FGM-FGA	FG%	3-POINT		FTM-FTA	FT%	REBOUNDS			AST	PF-DQ	STL	TO	BLK	PTS/AVG
						FGM-FGA	FG%			OFF	DEF	TOT						
8	Bryant	4-4	162	55-120	.458	10-30	.333	50-56	.893	4	18	22	15	12-0	7	10	0	170/42.5
7	Odom	4-4	168	28-55	.509	3-13	.231	10-13	.769	8	42	50	24	11-0	2	12	3	69/17.3
1	Parker	4-4	147	22-47	.468	8-19	.421	7-10	.700	4	12	16	12	14-0	8	4	3	59/14.8
31	Mihm	2-1	35	5-12	.417	0-0	---	3-4	.750	3	5	8	1	3-0	0	0	0	13/6.5
3	George	4-2	94	8-28	.286	1-7	.143	4-4	1.000	6	12	18	3	13-0	7	4	1	21/545.3
54	Brown	4-3	73	8-23	.348	0-0	---	4-8	.500	5	14	19	2	6-0	1	5	1	20/5.0
4	Walton	3-1	68	7-14	.500	0-1	.000	0-0	---	2	13	15	9	7-0	4	4	1	14/4.7
43	Cook	4-1	46	7-11	.636	1-2	.500	0-0	---	1	9	10	3	10-0	1	3	1	15/3.8
18	Vujacic	4-0	78	4-16	.250	2-9	.222	1-2	.500	1	8	9	4	5-0	1	4	0	11/2.8
24	Jackson	2-0	19	1-7	.143	1-1	1.000	0-0	---	0	1	1	0	2-0	0	1	0	3/1.5
11	Green	2-0	16	0-1	.000	0-0	---	2-2	1.000	1	4	5	1	2-0	0	0	0	2/1.0
2	McKie	2-0	18	1-2	.500	0-0	---	0-0	---	0	3	3	2	0-0	0	0	0	2/1.0
17	Bynum	1-0	3	0-0	---	0-0	---	0-0	---	1	0	1	0	0-0	0	0	1	0/0.0
21	Turiaf	1-0	4	0-0	---	0-0	---	0-0	---	0	1	1	0	0-0	0	0	0	0/0.0
23	Wafer	1-0	1	0-1	.000	0-1	.000	0-0	---	0	0	0	0	0-0	0	0	0	0/0.0
Los Angeles Lakers		4	960	151-345	.438	27-86	.314	81-99	.818	36	144	180	80	88-0	31	50	11	410/102.5
Opponents		4	960	160-345	.464	37-92	.402	67-84	.798	33	133	166	102	78-1	22	45	15	424/106.0

### SINGLE GAME HIGHS

### AVERAGE PER GAME

### CAREER HIGHS (C=SET, T=TIED)

NO	PLAYER	MIN						AVERAGE PER GAME						CAREER HIGHS (C=SET, T=TIED)								
		MIN	REB	AST	STL	TO	BLK	PTS	MIN	REB	AST	STL	TO	BLK	PTS	FG	FGA	FT	FTA	REB	AST	PTS
8	Bryant	42	8	5	3	4	0	51	40.5	5.5	3.8	1.75	2.5	0.00	42.5	19C	33T	20C	23C	14	11	51C
7	Odom	45	16	8	1	4	2	23	42.0	12.5	6.0	0.50	3.0	0.75	17.3	11	19	8	10	17	10	26
1	Parker	41	8	4	4	2	2	21	36.8	4.0	3.0	2.00	1.0	0.75	14.8	8C	14C	4	5C	8C	4C	21C
31	Mihm	22	7	1	0	0	0	10	17.5	4.0	0.5	0.00	0.0	0.00	6.5	8	12	2T	3	7C	1T	18
3	George	30	7	1	3	2	1	7	23.5	4.5	0.8	1.75	1.0	0.25	5.3	9	15	4	4	12	4	19
54	Brown	26	7	1	1	3	1	10	18.3	4.8	0.5	0.25	1.3	0.25	5.0	6	10C	7	11	10	2	19
4	Walton	27	10	6	3	2	1	8	22.7	5.0	3.0	1.33	1.3	0.33	4.7	4T	8	2	2	10C	6C	10
43	Cook	15	4	3	1	2	1	5	11.5	2.5	0.8	0.25	0.8	0.25	3.8	7	17	0T	0T	6	3C	16
18	Vujacic	29	5	3	1	2	0	6	19.5	2.3	1.0	0.25	1.0	0.00	2.8	2T	9	1C	2C	7	3	6C
24	Jackson	10	1	0	0	1	0	3	9.5	0.5	0.0	0.00	0.5	0.00	1.5							
11	Green	9	4	1	0	0	0	2	8.0	2.5	0.5	0.00	0.0	0.00	1.0	0C	1C	2C	2C	4C	1C	2C
2	McKie	12	2	2	0	0	0	2	9.0	1.5	1.0	0.00	0.0	0.00	1.0	9	19	4	5	8	7	22
17	Bynum	3	1	0	0	0	1	0	3.0	1.0	0.0	0.00	0.0	1.00	0.0	0C	0C	0C	0C	1C	0C	0C
21	Turiaf	4	1	0	0	0	0	0	4.0	1.0	0.0	0.00	0.0	0.00	0.0	0C	0C	0C	0C	1C	0C	0C
23	Wafer	1	0	0	0	0	0	0	1.0	0.0	0.0	0.00	0.0	0.00	0.0	0C	1C	0C	0C	0C	0C	0C
Los Angeles Lakers		240	57	24	9	13	5	112	240.0	45.0	20.0	7.75	12.5	2.75	102.5	63	115	41	57	75	43	155
Phoenix Suns		240	44	35	7	14	6	122	240.0	41.5	25.5	5.50	11.3	3.75	106.0	58	123	40	59	70	37	138

# 2006 PLAYOFF OPPONENTS

## PHOENIX SUNS — LOS ANGELES LAKERS BOX SCORES

### NATIONAL BASKETBALL ASSOCIATION

11/03/2006

Officials: #45 Joe Forte, #96 David Jones, #60 Olandis Poole

### OFFICIAL SCORER'S REPORT FINAL BOX

STAPLES Center, Los Angeles, CA

Time of Game: 2:36

Attendance: 19,997

VISITOR: Phoenix Suns (1-1)

NO	PLAYER	MIN	FG	FGA	3P	3PA	FT	FTA	OR	DR	TOT	A	PF	ST	TO	BS	PTS	
22	James Jones	F 29:28	6	11	3	6	2	3	1	2	3	0	3	1	0	0	17	
31	Shawn Marion	F 40:45	13	24	0	2	4	6	4	7	11	1	4	1	1	1	30	
40	Kurt Thomas	C 29:07	5	11	0	0	4	5	2	7	9	1	3	0	1	2	14	
13	Steve Nash	G 34:47	2	9	1	4	7	7	0	6	6	17	3	4	4	0	12	
19	Raja Bell	G 38:59	5	8	2	2	2	1	6	7	1	5	0	1	1	1	14	
21	Jim Jackson	13:27	1	4	1	3	2	3	0	1	1	3	0	0	1	0	5	
3	Boris Diaw	16:33	1	2	0	0	0	0	1	1	2	5	2	0	1	0	2	
10	Leandro Barbosa	21:11	5	10	1	2	1	2	0	0	0	5	2	0	0	0	12	
55	Brian Grant	6:22	3	3	0	0	0	0	0	0	0	1	1	0	0	0	6	
50	Eddie House	9:21	4	7	2	4	0	0	0	0	0	1	0	0	0	0	10	
11	Pat Burke	DNP - Coach's Decision																
1	Dijon Thompson	DNP - Coach's Decision																
TOTALS:		45	89	10	23	22	28	9	30	39	35	23	6	9	4	122		
PERCENTAGES:		50.6%	43.5%	78.6%	TM REB:	9	TOT TO:	10 (14 PTS)										

HOME: LOS ANGELES LAKERS (1-1)

NO	PLAYER	MIN	FG	FGA	3P	3PA	FT	FTA	OR	DR	TOT	A	PF	ST	TO	BS	PTS
3	Devean George	F 22:57	3	11	0	2	0	0	1	5	6	1	5	0	2	0	6
31	Shawn Marion	F 43:10	7	15	2	8	7	8	2	14	16	8	4	1	2	0	23
54	Kwame Brown	C 21:10	2	5	0	0	0	0	1	4	5	1	4	1	3	0	4
1	Smush Parker	G 37:19	8	14	2	5	3	5	2	0	2	4	4	2	0	2	21
8	Kobe Bryant	G 41:11	13	26	0	2	13	14	2	5	7	5	3	0	3	0	39
31	Chris Mihm	13:49	1	2	0	0	1	2	0	1	1	0	2	0	0	0	3
9	Laron Proffitt	23:16	4	6	1	3	0	0	0	2	2	3	2	0	0	0	9
18	Sasha Vujacic	10:41	1	3	1	3	0	0	0	0	0	1	0	1	0	1	3
2	Aaron McKie	5:59	0	1	0	0	0	0	0	1	1	0	0	0	0	0	0
43	Brian Cook	5:46	1	2	0	0	0	0	1	0	1	0	3	0	0	0	2
14	Slava Medvedenko	6:03	1	2	0	0	0	0	0	0	1	1	0	0	0	0	2
11	Devin Green	8:39	0	0	0	0	0	0	0	1	1	1	0	0	0	0	0
TOTALS:		41	87	6	23	24	29	9	33	42	22	29	6	13	0	112	
PERCENTAGES:		47.1%	26.1%	82.8%	TM REB:	11	TOT TO:	13 (12 PTS)									

SCORE BY PERIODS

	1	2	3	4	FINAL
Suns	31	35	29	27	122
LAKERS	30	26	31	25	112

Technical Fouls - Individual  
Suns: NONE

LAKERS (1): Bryant 1:21 1st

Pts. in the Pt.: Suns 44, LAKERS 36  
2nd Chance Pts.: Suns 11, LAKERS 18  
FB Pts.: Suns 17, LAKERS 18

Biggest Lead: Suns 17, LAKERS 4  
Lead Changes: 5  
Times Tied: 6

### NATIONAL BASKETBALL ASSOCIATION

04/17/2006

Officials: #29 Jess Karsay, #24 Mike Callahan, #50 Olandis Poole

### OFFICIAL SCORER'S REPORT FINAL BOX

US Airways Center, Phoenix, AZ

Time of Game: 2:11

Attendance: 18,422 (Sellout)

VISITOR: Los Angeles Lakers (40-37)

NO	PLAYER	MIN	FG	FGA	3P	3PA	FT	FTA	OR	DR	TOT	A	PF	ST	TO	BS	PTS	
7	Lamar Odom	F 45:00	7	12	1	1	2	2	2	9	11	5	1	0	3	2	17	
43	Brian Cook	F 12:18	2	3	0	0	0	0	0	4	4	0	3	0	2	0	4	
54	Kwame Brown	C 17:11	2	7	0	0	0	2	3	3	6	1	0	0	2	1	4	
8	Kobe Bryant	G 42:16	19	33	5	11	8	10	0	5	5	3	3	1	2	0	51	
1	Smush Parker	G 40:51	5	13	3	5	1	2	1	2	3	4	3	2	1	1	14	
4	Luke Walton	26:54	2	3	0	1	0	0	0	2	2	1	2	1	1	0	4	
18	Sasha Vujacic	22:42	0	4	0	3	0	0	0	5	5	1	0	0	0	0	0	
3	Devean George	24:08	0	5	0	3	2	2	5	7	7	2	3	1	1	0	2	
21	Jim Jackson	8:41	0	2	0	0	0	0	0	0	0	0	1	0	1	0	0	
11	Devin Green	DNP - Coach's Decision																
2	Aaron McKie	DNP - Coach's Decision																
21	Ronny Turiaf	DNP - Coach's Decision																
TOTALS:		37	82	9	24	13	18	8	35	43	16	15	7	13	5	96		
PERCENTAGES:		45.1%	37.5%	72.2%	TM REB:	8	TOT TO:	13 (12 PTS)										

HOME: PHOENIX SUNS (50-25)

NO	PLAYER	MIN	FG	FGA	3P	3PA	FT	FTA	OR	DR	TOT	A	PF	ST	TO	BS	PTS	
22	James Jones	F 19:35	5	10	1	2	0	0	1	4	5	0	1	0	0	0	11	
31	Shawn Marion	F 40:42	6	11	0	0	0	0	2	12	14	0	5	3	1	0	12	
3	Boris Diaw	C 41:43	6	11	0	0	0	3	9	12	3	3	0	4	1	1	12	
19	Raja Bell	G 39:53	4	10	2	5	2	2	1	2	3	5	4	1	0	1	12	
13	Steve Nash	G 34:06	10	17	3	8	2	2	0	1	1	8	1	1	4	0	25	
10	Leandro Barbosa	36:45	9	15	4	6	1	1	1	3	4	5	0	0	2	0	23	
2	Tim Thomas	13:22	1	6	0	2	0	0	0	0	0	1	1	0	0	0	2	
50	Eddie House	13:54	4	11	2	3	0	0	0	0	0	1	0	0	0	0	10	
11	Pat Burke	DNP - Coach's Decision																
55	Brian Grant	DNP - Coach's Decision																
32	Amare Stoudemire	NWT - Right Knee Surgery																
15	Nikoloz Tskitishvili	DNP - Coach's Decision																
TOTALS:		45	91	12	26	5	5	8	31	39	23	15	5	11	2	107		
PERCENTAGES:		49.5%	46.2%	100.0%	TM REB:	6	TOT TO:	11 (15 PTS)										

SCORE BY PERIODS

	1	2	3	4	FINAL
Lakers	27	25	27	17	96
SUNS	31	33	16	27	107

Inactive: Lakers - Bynum, Mihm, Wafer  
Technical Fouls - Individual

Suns - K. Thomas, Thompson

Lakers (2): Odom 0:08, 4 2nd, Bryant 1:31 3rd  
Pts. in the Pt.: Lakers 34, SUNS 40  
2nd Chance Pts.: Lakers 12, SUNS 7  
FB Pts.: Lakers 9, SUNS 11

SUNS: NONE  
Biggest Lead: Lakers 0, SUNS 15  
Lead Changes: 0  
Times Tied: 1

MEMO: Suns - Bryant opponent season high points 51 (prev. 46, James vs. Cle 1/14/06)  
MEMO: Suns - US Airways Center/AWA record points 51 (prev. 50, 2X, last  
MEMO: Amare Stoudemire vs. Portland 1/2/05)

### NATIONAL BASKETBALL ASSOCIATION

01/20/2006

Officials: #24 Mike Callahan, #25 Tony Brothers, #73 Ed Malloy

### OFFICIAL SCORER'S REPORT FINAL BOX

US Airways Center, Phoenix, AZ

Time of Game: 2:16

Attendance: 18,422

VISITOR: Los Angeles Lakers (21-19)

NO	PLAYER	MIN	FG	FGA	3P	3PA	FT	FTA	OR	DR	TOT	A	PF	ST	TO	BS	PTS	
3	Devean George	F 30:11	2	7	0	1	2	2	2	1	3	0	1	2	1	0	6	
7	Lamar Odom	F 38:51	7	12	0	1	1	2	1	11	12	4	3	1	3	0	15	
31	Chris Mihm	C 21:34	4	10	0	0	2	3	4	7	1	1	0	0	0	0	10	
8	Kobe Bryant	G 40:21	12	33	4	12	9	9	0	2	2	2	4	3	4	0	37	
1	Smush Parker	G 37:11	5	11	2	5	0	0	0	3	3	5	2	1	2	1	12	
18	Sasha Vujacic	28:44	1	4	0	1	0	0	0	2	2	3	3	1	1	0	2	
4	Luke Walton	13:23	1	4	0	0	0	0	1	2	3	2	2	0	1	1	2	
54	Kwame Brown	8:30	1	1	0	0	0	0	0	1	1	0	0	0	0	0	2	
43	Brian Cook	12:40	2	4	1	2	0	0	0	1	1	3	1	0	1	0	5	
11	Devin Green	7:46	0	1	0	0	2	2	1	3	4	0	2	0	0	0	2	
23	Von Wafer	0:50	0	1	0	1	0	0	0	0	0	0	0	0	0	0	0	
17	Andrew Bynum	DNP - Coach's Decision																
TOTALS:		35	88	7	23	16	17	8	30	38	18	22	9	12	3	93		
PERCENTAGES:		39.8%	30.4%	94.1%	TM REB:	9	TOT TO:	13 (15 PTS)										

HOME: PHOENIX SUNS (26-13)

NO	PLAYER	MIN	FG	FGA	3P	3PA	FT	FTA	OR	DR	TOT	A	PF	ST	TO	BS	PTS
3	Boris Diaw	F 32:00	4	8	0	0	1	2	3	3	6	6	2	0	0		

# 2006 PLAYOFF OPPONENTS



## MEMPHIS GRIZZLIES

OFFICE: 191 Beale Street  
 Memphis, TN 38103  
 (901) 205-1234  
 FAX: (901) 205-1497  
 www.grizzlies.com

**HEAD COACH:** Mike Fratello

**ASSISTANT COACHES:** Eric Musselman, Lionel Hollins, Mitchell Anderson, Scott Aubato

**ATHLETIC TRAINER:** Scott McCullough

**DIRECTOR, MEDIA RELATIONS:** Stacey Mitch

**COORDINATOR, MEDIA RELATIONS:** Ryan Deady

**HOME COURT:** FedEx Forum (18,119, built in 2004)

**RADIO:** WRBO (103.5 FM) Eric Hasseltine, Sean Tuohy

**TELEVISION:** WMC (Ch. 5), FSN South, Pete Pronica, Michael Cage

## PHOENIX VS MEMPHIS IN 2005-2006: 1-2

DATE	SCORE	W/L	SITE	REC.	HI SCORER	HI REBS	HI ASTS	OPPS HI SCORER	HI REBS	HI ASTS
11/16/05	103-115	L	Phoenix	3-4	Marion 23	Marion 11	Nash 13	Stoudamire 26	Battier 12	Stoudamire/ Gasol 7
12/17/05	87-91	L	Memphis	14-9	House 21	Marion 17	Diaw 8	Miller, Gasol 14	Miller 11	E. Jones/ Stoudamire 5
2/8/06	108-102	W	Phoenix	32-17	Barbosa 24	Marion 16	Nash 10	Jackson 17	Battier 10	Atkins, Battier 3

### ALL-TIME SERIES RESULTS:

Suns vs. Grizzlies in Phoenix: 18-4  
 Suns vs. Grizzlies in Memphis/Vancouver: 13-7  
 Suns vs. Grizzlies overall: 31-11  
 Suns largest margin of victory: 32 (108-76 on 1/5/01)  
 Suns high point total: 129 (4/12/98)  
 Suns low point total: 78 (2/21/02)  
 Grizzlies largest margin of victory: 14 (1/10/02, 4/19/97)  
 Grizzlies high point total: 121 (4/19/97)  
 Grizzlies low point total: 72 (2/21/02)

### ALL-TIME PLAYOFF RESULTS:

Suns vs. Grizzlies in Phoenix: 2-0  
 Suns vs. Grizzlies in Memphis: 2-0  
 Suns vs. Grizzlies overall: 4-0  
 Suns largest margin of victory: 20 (110-90, 4/29/05)  
 Suns high point total: 123 (5/1/05)  
 Suns low point total: 108 (4/27/05)  
 Grizzlies largest margin of victory: NA  
 Grizzlies high point total: 115 (5/1/05)  
 Grizzlies low point total: 90 (4/29/05)

## SUNS-GRIZZLIES ALL-TIME PLAYOFF HISTORY:

The Suns and Grizzlies met for the first time in the first round of the 2005 postseason... Phoenix swept the Grizzlies 4-0 to earn their first sweep ever in a best-of-seven series... Shawn Marion recorded a double-double in each game and averaged 21.3 points, a team-high 12.5 rebounds, 2.25 blocks and shot .554 (36-65) from the field in the series.

## GRIZZLIES PLAYOFF HISTORY:

The Grizzlies will make their third consecutive playoff appearance (and third all-time) in 10 years of operation... Memphis is still seeking its first postseason victory (0-8)... The Grizzlies made their NBA postseason debut in 2004 as the sixth seed in the Western Conference, qualifying for the first time in their franchise's short history... Memphis was swept in the opening round of the 2004 NBA Playoffs by the San Antonio Spurs (4-0) and again in the opening round of the 2005 NBA Playoffs by the Phoenix Suns (4-0) after qualifying as the eighth seed.

# 2006 PLAYOFF OPPONENTS

## PHOENIX SUNS — MEMPHIS GRIZZLIES GAME-BY-GAME

### **SUNS 108, GRIZZLIES 102 at Phoenix**

*February 8, 2006 (Game 49; Overall 32-17; Home 18-8; Away 14-9)*

The Phoenix Suns earned their first victory over the Memphis Grizzlies since a 4-0 sweep in the first round of the 2005 NBA Playoffs... The Suns avoided the Grizzlies' first-ever sweep over the Suns, who lost the first two meetings against Memphis... Behind a 42-point second quarter, the Suns scored 108 against the NBA's top ranked defense, the second-highest point total scored against the Grizzlies in 2005-06... The Grizzlies opened the game on a 15-5 run with 6:15 remaining in the first quarter, but the Suns outscored Memphis 36-12 over the next 10:41 and took a 41-27 lead with 7:34 to go in the first half... Phoenix led 64-46 at halftime and never trailed after that... Leandro Barbosa came off the bench to score a game-high 24 points, including 12 points in the second quarter... The 24 points were the second-highest point total of his career, trailing only his 27-point effort in his first career start at Chicago on Jan. 5, 2004... Despite fouling out, Shawn Marion notched his NBA-leading 38th double-double with 21 points and a game-high 16 rebounds... Steve Nash had 14 points and a game-high 10 assists for his first double-double since Jan. 26 (28th overall)... The Grizzlies allowed an opponent to score 100 or more points for only the seventh time this season, and for the first time in back-to-back games... The Grizzlies made a late run, outscoring the Suns 27-17 in the fourth period... Memphis trimmed the lead to 106-102 with 7.7 seconds remaining and all 27 points were scored by the team's reserves in the quarter... Bobby Jackson led the Grizzlies in scoring with 17 points, but shot only 4-of-19 from the field (.219).

### **GRIZZLIES 91, SUNS 87 at Memphis**

*December 17, 2005 (Game 23; Overall 14-9; Home 9-5; Away 5-4)*

Playing their ninth game in the last 13 nights, the Phoenix Suns rallied late in the fourth quarter to tie the score 82-82 with 2:40 to go with a 12-1 run, but ran out of gas in game's final minutes as the Memphis Grizzlies snapped a three-game losing streak... Phoenix concluded its three games in four days road trip with a 1-2 record and lost four of its last five games after posting a season-best nine-game win streak... The Suns failed to hit the century mark in scoring for the fifth time in the last six games and shot a season-low 37.5 percent from the field (36-96 FG) against the NBA's top-ranked defensive club... Eddie House led the Suns in scoring in the second consecutive game with 21 points off the bench... The Suns got double-double performances from Shawn Marion (16 points, team-high 17 rebounds, career-high tying six blocks) and Boris Diaw (11 points, 11 rebounds, team-high eight assists) in the loss, but the Grizzlies countered with six players scoring in double figures, including Mike Miller, who recorded his first double-double (team-high 14 points, team-high 11 rebounds)... The Suns set a new franchise low with four free-throw attempts (prev. 6, 4/15/01 vs. Sacramento) and tied a team low with three free-throws made (others, vs. Seattle, 2/6/04 and vs. Denver, 12/23/96)... For the third consecutive game, the shorthanded Suns played with only seven players.

### **GRIZZLIES 115, SUNS 103 at Phoenix**

*November 16, 2005 (Game 7; Overall 3-4; Home 1-4; Away 2-0)*

The Suns continued to struggle at home, falling to 1-4 at AWA as the Grizzlies improved to a franchise-record 6-3 start... Leading 58-54 at the start of the third quarter, Memphis went on a 16-4 run and took a 74-58 lead with 7:48 remaining... The Suns trimmed the Grizzlies' lead to 105-96 with 3:50 remaining, but never came any closer... Shawn Marion recorded his seventh double-double with 23 points and 11 rebounds, but his efforts were overshadowed by the Grizzlies duo of Damon Stoudamire (26 points) and Mike Miller (24 points)... The Suns were outrebounded 42-37 and had yet to rebound an opponent this season... Phoenix did outscore Memphis 29-9 in fastbreak points.

# 2006 PLAYOFF OPPONENTS

## PHOENIX SUNS — MEMPHIS GRIZZLIES SEASON SERIES STATISTICS

### Phoenix Suns vs. Memphis Grizzlies

RECORD (W-L): 1-2 Home(1-1) Away(0-1)

NO	PLAYER	GP-GS	MIN	FGM-FGA	FG%	3-POINT		FTM-FTA	FT%	REBOUNDS			AST	PF-DQ	STL	TO	BLK	PTS/AVG
						FGM-FGA	FG%			OFF	DEF	TOT						
10	Barbosa	2-1	79	13-25	.520	5-9	.556	10-12	.833	3	5	8	8	5-0	0	5	1	41/20.5
31	Marion	3-3	119	26-65	.400	3-17	.176	5-6	.833	13	31	44	5	10-1	3	3	11	60/20.0
13	Nash	3-3	117	18-29	.621	8-12	.667	6-7	.857	1	14	15	29	7-0	4	13	1	50/16.7
22	Jones	2-0	47	10-20	.500	8-16	.500	2-2	1.000	0	3	3	0	5-0	0	0	4	30/15.0
3	Diaw	3-2	109	16-32	.500	0-1	.000	5-6	.833	9	17	26	20	8-0	0	11	6	37/12.3
50	House	3-0	60	12-28	.429	7-13	.538	1-1	1.000	2	6	8	5	6-0	0	3	1	32/10.7
19	Bell	3-3	103	9-33	.273	4-18	.222	2-2	1.000	2	9	11	6	11-0	2	5	2	24/8.0
40	K. Thomas	3-3	58	6-18	.333	0-0	---	3-3	1.000	6	15	21	2	9-0	1	4	2	15/5.0
Phoenix Suns		3	720	114-260	.438	36-91	.396	34-39	.872	38	102	140	78	63-1	11	48	28	298/99.3
Opponents		3	720	119-265	.449	22-59	.373	48-69	.696	30	98	128	56	49-1	25	27	10	308/102.7

### SINGLE GAME HIGHS

### AVERAGE PER GAME

### CAREER HIGHS (C=SET, T=TIED)

NO	PLAYER	MIN	REB	AST	STL	TO	BLK	PTS	MIN	REB	AST	STL	TO	BLK	PTS	FG	FGA	FT	FTA	REB	AST	PTS
31	Marion	44	17	2	2	2	6	23	39.7	14.7	1.7	1.00	1.0	3.67	20.0	12	25C	8	9	19	8	32
13	Nash	40	7	13	3	6	1	19	39.0	5.0	9.7	1.33	4.3	0.33	16.7	9	19	6	7	7C	14	26
22	Jones	26	3	0	0	0	4	16	23.5	1.5	0.0	0.00	0.0	2.00	15.0	5C	11C	2C	2C	3C	1	16C
3	Diaw	47	11	8	0	4	3	18	36.3	8.7	6.7	0.00	3.7	2.00	12.3	7C	13C	4C	4C	11C	8C	18C
50	House	37	7	2	0	2	1	21	20.0	2.7	1.7	0.00	1.0	0.33	10.7	8C	20C	4	5	10	7	21C
19	Bell	40	5	3	2	3	1	9	34.3	3.7	2.0	0.67	1.7	0.67	8.0	6	14T	3	6	5T	3C	18
40	K. Thomas	27	12	2	1	3	1	9	19.3	7.0	0.7	0.33	1.3	0.67	5.0	7	15	7	8	16	5	18
Phoenix Suns		240	60	30	6	17	12	108	240.0	46.7	26.0	3.67	16.0	9.33	99.3	51	97	29	37	60C	42	129
Opponents		240	45	21	9	12	7	115	240.0	42.7	18.7	8.33	9.0	3.33	102.7	50	94	40	45	52	40	121

### Memphis Grizzlies vs. Phoenix Suns

RECORD (W-L): 2-1 Home(1-0) Away(1-1)

NO	PLAYER	GP-GS	MIN	FGM-FGA	FG%	3-POINT		FTM-FTA	FT%	REBOUNDS			AST	PF-DQ	STL	TO	BLK	PTS/AVG
						FGM-FGA	FG%			OFF	DEF	TOT						
20	Stoudamire	2-2	65	15-31	.484	3-9	.333	3-3	1.000	3	6	9	12	3-0	4	4	0	36/18.0
24	Jackson	2-0	53	10-33	.303	6-14	.429	7-8	.875	1	4	5	0	3-0	2	3	0	33/16.5
33	Miller	3-3	120	18-40	.450	3-13	.231	7-7	1.000	1	23	24	7	3-0	4	3	2	46/15.3
16	Gasol	3-3	100	18-39	.462	0-0	---	7-16	.438	4	19	23	9	5-0	2	1	3	43/14.3
31	Battier	3-3	102	16-35	.457	0-1	.000	8-11	.727	11	20	31	7	7-0	1	5	1	40/13.3
6	E. Jones	3-3	91	12-27	.444	8-17	.471	6-7	.857	1	5	6	7	4-0	6	1	2	38/12.7
32	Atkins	1-1	24	3-6	.500	0-1	.000	1-2	.500	0	0	0	3	3-0	0	1	0	7/7.0
1	Burks	3-0	36	11-18	.611	1-1	1.000	1-4	.250	1	2	3	6	3-0	3	1	0	24/8.0
30	D. Jones	3-0	52	7-12	.583	1-2	.500	4-5	.800	0	4	4	2	10-1	3	2	1	19/6.3
42	Wright	1-0	14	3-5	.600	0-0	---	0-0	---	2	3	5	0	1-0	0	0	0	6/6.0
44	Roberts	1-0	12	1-2	.500	0-0	---	3-3	1.000	2	2	4	1	3-0	0	0	0	5/5.0
21	Warrick	2-0	24	3-12	.250	0-0	---	1-3	.333	3	3	6	2	2-0	0	0	1	7/3.5
35	Cardinal	2-0	28	2-5	.400	0-1	.000	0-0	---	1	7	8	0	2-0	0	2	0	4/2.0
Memphis Grizzlies		3	720	119-265	.449	22-59	.373	48-69	.696	30	98	128	56	49-1	25	27	10	308/102.7
Opponents		3	720	114-260	.438	36-91	.396	34-39	.872	38	102	140	78	63-1	11	48	28	298/99.3

### SINGLE GAME HIGHS

### AVERAGE PER GAME

### CAREER HIGHS (C=SET, T=TIED)

NO	PLAYER	MIN	REB	AST	STL	TO	BLK	PTS	MIN	REB	AST	STL	TO	BLK	PTS	FG	FGA	FT	FTA	REB	AST	PTS
24	Jackson	27	3	0	1	2	0	17	26.5	2.5	0.0	1.00	1.5	0.00	16.5	10	19C	8	9	9	6	24
33	Miller	45	11	4	2	2	2	24	40.0	8.0	2.3	1.33	1.0	0.67	15.3	10	18C	5C	5C	11T	4T	24C
16	Gasol	39	10	7	1	1	3	15	33.3	7.7	3.0	0.67	0.3	1.00	14.3	12	20	8	11	17	7C	31
31	Battier	40	12	3	1	2	1	18	34.0	10.3	2.3	0.33	1.7	0.33	13.3	8	17	6	6	14	6	20
6	E. Jones	40	3	5	3	1	1	16	30.3	2.0	2.3	2.00	0.3	0.67	12.7	9	22	15	17	9	7	29
32	Atkins	24	0	3	0	1	0	7	24.0	0.0	3.0	0.00	1.0	0.00	7.0							
1	Burks	17	2	4	2	1	0	12	12.0	1.0	2.0	1.00	0.3	0.00	8.0	6C	9C	2	2T	2C	4C	12C
30	D. Jones	24	3	2	2	2	1	9	17.3	1.3	0.7	1.00	0.7	0.33	6.3	6	12	3C	4C	3C	2C	17
42	Wright	14	5	0	0	0	0	6	14.0	5.0	0.0	0.00	0.0	0.00	6.0	9	17	4	6	14	3	19
44	Roberts	12	4	1	0	0	0	5	12.0	4.0	1.0	0.00	0.0	0.00	5.0	1C	2C	3C	3C	4C	1C	5C
21	Warrick	19	5	1	0	0	1	7	12.0	3.0	1.0	0.00	0.0	0.50	3.5	3C	11C	1C	3C	5C	1C	7C
35	Cardinal	16	6	0	0	2	0	2	14.0	4.0	0.0	0.00	1.0	0.00	2.0	10	14	10	11	8	3	32
Memphis Grizzlies		240	45	21	9	12	7	115	240.0	42.7	18.7	8.33	9.0	3.33	102.7	50	94	40	45	52	40	121
Opponents		240	60	30	6	17	12	108	240.0	46.7	26.0	3.67	16.0	9.33	99.3	51	97	29	37	60C	42	129

# 2006 PLAYOFF OPPONENTS

## PHOENIX SUNS — MEMPHIS GRIZZLIES BOX SCORES

**NATIONAL BASKETBALL ASSOCIATION**  
**11/16/2005**  
**Officials: #24 Mike Callahan, #46 Matt Boland, #63 Derek Richardson**

**OFFICIAL SCORER'S REPORT 4TH QUARTER**  
**America West Arena, Phoenix, AZ**  
**Time of Game: 2:03**  
**Attendance: 15,808**

VISITOR: Memphis Grizzlies		MIN		FG	FGA	3P	3PA	FT	FTA	OR	DR	TOT	A	PF	ST	TO	BS	PTS	
NO	PLAYER																		
31	Shane Battier	F	39:34	7	10	0	0	4	5	2	10	12	2	1	0	2	0	18	
33	Mike Miller	F	44:39	9	14	1	4	5	5	0	8	8	2	0	1	0	0	24	
16	Pau Gasol	C	39:23	6	13	0	0	2	6	2	8	10	7	1	1	1	0	14	
6	Eddie Jones	G	24:39	3	5	2	3	2	2	0	3	3	4	2	1	1	0	10	
20	Damon Stoudamire	G	33:55	11	19	3	7	1	1	2	1	3	7	1	2	4	0	26	
30	Dahntay Jones	G	18:00	1	6	0	1	0	0	0	0	0	0	1	1	2	0	2	
24	Bobby Jackson	G	27:20	6	14	4	9	0	0	1	1	2	0	2	1	2	0	16	
44	Lawrence Robert	G	12:18	1	2	0	0	3	3	2	2	4	1	3	0	0	0	5	
1	Antonio Burks	G	2:12	0	1	0	0	0	0	2	0	0	1	1	0	0	0	0	
25	John Thomas	DNP	DNP - Coach's Decision																
12	Jake Tsakalidis	DNP	DNP - Coach's Decision																
21	Hakim Warrick	DNP	DNP - Coach's Decision																
<b>TOTALS:</b>				44	84	10	24	17	24	9	33	42	21	14	8	12	1	115	
<b>PERCENTAGES:</b>				52.4%		41.7%		70.8%										TM REB: 10	
																		TOT TO: 12 (12 PTS)	

HOME: PHOENIX SUNS		MIN		FG	FGA	3P	3PA	FT	FTA	OR	DR	TOT	A	PF	ST	TO	BS	PTS	
NO	PLAYER																		
19	Raja Bell	F	25:46	4	9	1	3	0	0	1	3	4	1	2	0	1	1	9	
31	Shawn Marion	F	43:08	9	19	1	5	4	4	3	8	11	1	3	2	1	1	23	
40	Kurt Thomas	C	26:38	4	9	0	0	1	1	1	6	7	2	3	0	1	1	9	
10	Leandro Barbosa	G	41:07	6	14	2	5	3	3	3	6	4	3	0	2	1	1	17	
13	Steve Nash	G	36:37	6	11	3	6	2	2	0	1	1	13	0	3	4	1	17	
3	Boris Diaw	G	26:14	4	8	0	0	0	0	1	6	7	4	0	0	4	0	8	
22	James Jones	G	21:39	5	9	4	8	0	0	0	0	0	0	2	0	0	0	14	
50	Eddie House	G	8:51	1	3	0	2	1	1	0	1	2	2	0	1	1	1	3	
21	Jim Jackson	G	10:00	1	2	1	1	0	0	0	0	0	0	1	0	1	0	3	
11	Pat Burke	DNP	DNP - Coach's Decision																
23	Sharrod Ford	DNP	DNP - Coach's Decision																
55	Brian Grant	DNP	DNP - Coach's Decision																
<b>TOTALS:</b>				40	84	12	30	11	11	928	37	30	20	6	14	6	103		
<b>PERCENTAGES:</b>				47.6%		40.0%		100.0%										TM REB: 2	
																		TOT TO: 15 (16 PTS)	

SCORE BY PERIODS	1	2	3	4	TOTAL
Grizzlies	28	30	28	29	115
SUNS	32	22	16	33	103

Inactive: Grizzlies - Cardinal, Robertson, Wright  
 Suns - Reiner, Stoudemire, Thompson

Pts. in the Pt.: Grizzlies 38, SUNS 34  
 2nd Chance Pts.: Grizzlies 16, SUNS 18  
 FB Pts.: Grizzlies 9, SUNS 29  
 Biggest Lead: Grizzlies 18, SUNS 7  
 Lead Changes: 7  
 Times Tied: 4

**NATIONAL BASKETBALL ASSOCIATION**  
**02/06/2006**  
**Officials: #9 Derrick Stafford, #19 James Capers, #58 Zach Zarba**

**OFFICIAL SCORER'S REPORT 4TH QUARTER**  
**US Airways Center, Phoenix, AZ**  
**Time of Game: 2:21**  
**Attendance: 17,801**

VISITOR: Memphis Grizzlies		MIN		FG	FGA	3P	3PA	FT	FTA	OR	DR	TOT	A	PF	ST	TO	BS	PTS	
NO	PLAYER																		
31	Shane Battier	F	26:11	3	10	0	0	3	4	6	4	10	3	3	0	2	0	9	
33	Mike Miller	F	33:53	3	8	2	5	0	0	0	5	5	1	3	2	1	0	8	
16	Pau Gasol	C	28:28	6	12	0	0	3	4	1	5	6	2	2	1	0	0	15	
6	Eddie Jones	G	26:02	5	9	4	6	2	3	0	1	1	1	0	1	0	0	16	
32	Chucky Atkins	G	23:31	3	6	0	1	1	2	0	0	0	3	3	0	1	0	7	
24	Bobby Jackson	G	26:08	4	19	2	5	7	8	0	3	3	0	1	1	1	0	17	
21	Hakim Warrick	G	19:01	3	11	0	0	1	3	2	3	5	1	2	0	0	1	7	
1	Antonio Burks	G	16:45	5	8	1	1	1	2	1	1	2	1	0	1	0	0	12	
35	Brian Cardinal	G	16:17	1	2	0	1	0	0	1	5	6	0	1	0	2	0	2	
30	Dahntay Jones	G	23:45	3	3	0	0	3	4	0	3	3	2	6	2	0	1	9	
12	Jake Tsakalidis	DNP	DNP - Coach's Decision																
42	Lorenzen Wright	DNP	DNP - Coach's Decision																
<b>TOTALS:</b>				36	88	9	19	21	30	11	30	41	14	21	8	7	2	102	
<b>PERCENTAGES:</b>				40.9%		47.4%		70.0%										TM REB: 16	
																		TOT TO: 10 (16 PTS)	

HOME: PHOENIX SUNS		MIN		FG	FGA	3P	3PA	FT	FTA	OR	DR	TOT	A	PF	ST	TO	BS	PTS	
NO	PLAYER																		
3	Boris Diaw	F	46:43	7	13	0	1	4	4	4	4	8	5	2	0	4	3	18	
31	Shawn Marion	F	32:01	9	21	2	7	1	2	5	11	16	2	6	0	2	4	21	
40	Kurt Thomas	C	6:33	0	1	0	0	0	0	0	2	2	0	1	0	1	0	0	
19	Raja Bell	G	37:47	2	10	1	7	2	2	1	4	5	2	5	2	3	1	7	
13	Steve Nash	G	39:54	5	8	0	0	4	5	0	7	10	4	1	3	0	0	14	
10	Leandro Barbosa	G	38:00	7	11	3	4	7	9	0	2	2	4	2	0	3	0	24	
22	James Jones	G	25:37	5	11	4	8	2	2	0	3	3	0	3	0	0	4	16	
50	Eddie House	G	13:25	3	5	2	2	0	0	0	0	0	2	1	0	0	0	8	
11	Pat Burke	DNP	DNP - Coach's Decision																
21	Jim Jackson	DNP	DNP - Coach's Decision																
1	Dijon Thompson	DNP	DNP - Coach's Decision																
15	Nikoloz Tskitishvili	DNP	DNP - Coach's Decision																
<b>TOTALS:</b>				38	80	12	29	20	24	10	33	43	25	24	3	16	12	108	
<b>PERCENTAGES:</b>				47.5%		41.4%		83.3%										TM REB: 7	
																		TOT TO: 16 (14 PTS)	

SCORE BY PERIODS	1	2	3	4	TOTAL
Grizzlies	21	25	29	27	102
SUNS	22	42	27	17	108

Inactive: Grizzlies - Robertson, Roberts, Stoudemire  
 Suns - Grant, Stoudemire

Technical Fouls - Individual  
 Grizzlies: NONE  
 SUNS (1): Bell 3:02 3rd

Pts. in the Pt.: Grizzlies 38, SUNS 38  
 2nd Chance Pts.: Grizzlies 23, SUNS 11  
 FB Pts.: Grizzlies 13, SUNS 15  
 Biggest Lead: Grizzlies 10, SUNS 21  
 Lead Changes: 1  
 Times Tied: 1

MEMO: Suns - Season high points 2nd quarter 42 (prev. 37 at LA Clippers 1/18)  
 MEMO: Suns - Jones career high blocked shots 4 (prev. 3, Ind vs. Phi 4/15/05)  
 MEMO: Suns - Barbosa season high points 24 (prev. 23 vs. Sacramento 11/6)

**NATIONAL BASKETBALL ASSOCIATION**  
**12/17/2005**  
**Officials: #20 Jess Kersay, #18 Mark Wunderlich, #55 Bill Kennedy**

**OFFICIAL SCORER'S REPORT FINAL BOX**  
**FedExForum, Memphis, TN**  
**Time of Game: 2:08**  
**Attendance: 18,375**

VISITOR: Phoenix Suns (14-9)		MIN		FG	FGA	3P	3PA	FT	FTA	OR	DR	TOT	A	PF	ST	TO	BS	PTS	
NO	PLAYER																		
3	Boris Diaw	F	35:51	5	11	0	0	1	2	4	7	11	8	2	0	3	3	11	
31	Shawn Marion	F	44:00	8	25	0	5	0	0	5	12	17	2	1	1	0	6	16	
40	Kurt Thomas	C	24:57	2	8	0	0	2	2	5	7	12	0	5	0	3	1	6	
19	Raja Bell	G	39:45	3	14	2	8	0	0	0	2	2	3	4	0	1	0	8	
13	Steve Nash	G	40:00	7	10	5	6	0	0	1	6	7	6	3	0	6	0	19	
50	Eddie House	G	37:17	8	20	5	9	0	0	2	5	7	1	3	0	2	0	21	
21	Jim Jackson	G	18:10	3	8	0	4	0	0	2	2	4	3	1	1	0	0	6	
10	Leandro Barbosa	NWT	NWT - sprained knee																
11	Pat Burke	DNP	DNP - sprained right shoulder																
23	Sharrod Ford	DNP	DNP - sprained right ankle																
22	James Jones	DNP	DNP - sprained right ankle																
1	Dijon Thompson	DNP	DNP - Coach's Decision																
<b>TOTALS:</b>				36	96	12	32	3	4	19	41	60	23	19	2	15	10	87	
<b>PERCENTAGES:</b>				37.5%		37.5%		75.0%										TM REB: 6	
																		TOT TO: 17 (18 PTS)	

HOME: MEMPHIS GRIZZLIES (14-8)		MIN		FG	FGA	3P
--------------------------------	--	-----	--	----	-----	----

# 2006 PLAYOFF OPPONENTS



## SACRAMENTO KINGS

OFFICE: ARCO Arena  
 One Sports Parkway  
 Sacramento, CA 95834  
 (916) 455-4647  
 Fax: (916) 928-0727  
 www.kings.com

**HEAD COACH:** Rick Adelman

**ASSISTANT COACHES:** Pete Carril, T.R. Dunn, Elston Turner, Bubba Burrage

**ATHLETIC TRAINER:** Pete Youngman

**VICE PRESIDENT, MEDIA RELATIONS:** Troy Hanson

**EXECUTIVE DIRECTOR, MEDIA RELATIONS:** Darrin May

**MANAGER, BASKETBALL INFORMATION:** Darryl Arata

**MANAGER, MEDIA RELATIONS/WEB CONTENT:** Devin Blankenship

**COORDINATOR, MEDIA RELATIONS:** Chris Clark

**HOME COURT:** ARCO Arena (17,317, built in 1988)

**RADIO:** KHTK (1140 AM) Gary Gerould, Jim Kozimor

**TELEVISION:** News10, Comcast SportsNet (Cable) Grant Napear, Jerry Reynolds, Jim Kozimor

## PHOENIX VS SACRAMENTO IN 2005-2006: 2-2

DATE	SCORE	W/L	SITE	REC.	HI SCORER	HI REBS	HI ASTS	OPPS HI SCORER	HI REBS	HI ASTS
11/6/05	117-118	L	Phoenix	2-2	Barbosa 23	Marion 14	Nash 13	Stojakovic 33	Abdur-Rahim 12	Miller 8
1/17/06	90-119	L	Sacramento	24-13	Marion 25	Diaw 10	Nash 8	Martin 25	Thomas 15	Miller 9
2/10/06	112-104	W	Phoenix	33-17	Nash 24	K. Thomas 9	Nash 13	Artest 28	Thomas 11	Artest 6
4/11/06	123-110	W	Sacramento	51-26	Bell 25	Marion 8	Nash 13	3 Players	Miller 10	Miller 5

### ALL-TIME SERIES RESULTS:

Suns vs. Kings in Phoenix: 66-22  
 Suns vs. Kings in Sacramento: 39-48  
 Suns vs. Kings overall: 105-70  
 Suns largest margin of victory: 55 (140-85 on 14/17/89)  
 Suns high point total: 141 (11/27/91)  
 Suns low point total: 68 (3/8/81)  
 Kings largest margin of victory: 37 (122-85 on 10/21/79)  
 Kings high point total: 141 (3/4/69)  
 Kings low point total: 80 (3/17/98)

### ALL-TIME PLAYOFF RESULTS:

Suns vs. Kings in Phoenix: 7-4  
 Suns vs. Kings in Sacramento: 1-1 (2-4 in KC)  
 Suns vs. Kings overall: 10-9  
 Suns largest margin of victory: 22 (102-80 on 4/7/81)  
 Suns high point total: 120 (4/27/79)  
 Suns low point total: 81 (4/17/81)  
 Kings largest margin of victory: 26 (116-90 on 4/25/01)  
 Kings high point total: 116 (4/25/01)  
 Kings low point total: 76 (4/17/81)

### SUNS-KINGS ALL-TIME PLAYOFF HISTORY:

The Suns and Kings have met four times in the postseason and once since the Kings moved to Sacramento in 1985... The Suns own a 10-9 record against the Kings in the playoffs... In 2001, Sacramento defeated the Suns 3-1 in the first round... The Suns and Kings met three consecutive years in NBA postseason play: 1979, 1980 and 1981, all while the team was still in Kansas City...The Suns won two of the three matchups... The Suns defeated the Kings 4-1 in the 1979 conference semifinals... In Game 1, Paul Westphal scored 25 points, and he led the Suns in scoring in three of the five games... The next season, the Suns defeated the Kings in the first round, 2-1, with each team winning a game before the Suns clinched the series... In 1981, the Kings, led by Cotton Fitzsimmons, defeated the Suns, 4-3, in the Western Conference Semifinals... Dennis Johnson led the team in scoring five of the seven games.

### KINGS PLAYOFF HISTORY:

The Kings are making their eighth straight playoff appearance, the most consecutive playoff appearances in franchise history... It's the 10th time the team has been to the NBA postseason since moving to Sacramento in 1985 and 29th overall... The franchise has a 78-103 (.431) record in the postseason, including a 33-37 mark (.471) in Sacramento... Last season the sixth-seeded Sacramento was eliminated in the first round vs. Seattle (4-1)... In 2002, Sacramento was eliminated by the eventual NBA champion L.A. Lakers (4-3) in the Western Conference Finals after the Kings defeated Utah (3-1) and Dallas (4-1)... In 2001, Sacramento defeated the Suns 3-1 in the first round but lost to the Lakers (4-0) in the conference semifinals... When the franchise was the Rochester/Cincinnati Royals, it appeared in the playoffs 14 times, winning the NBA Championship in 1950-51 vs. New York (4-3)...Hall of Famer Oscar Robertson owns several Kings franchise playoff records, including a King playoff-high 43 points scored twice.

# 2006 PLAYOFF OPPONENTS

## PHOENIX SUNS — SACRAMENTO KINGS GAME-BY-GAME

### **SUNS 123, KINGS 110 at Sacramento**

*April 11, 2006 (Game 77; Overall 51-26; Home 29-10; Away 22-16)*

The Suns erased a 17-point first-half deficit to by outscoring the Kings 72-42 in the second half and won at ARCO Arena for only the second time in the last 12 meetings... Sacramento shot 64.7 percent in the first half and scored 38 second-quarter points to take a 68-51 lead at the half... The 17-point comeback was the team's largest rally of the Suns... The Suns defense rallied in the second half limiting the Kings to 42.9 percent shooting while shooting a blistering 71.1 percent in the second half... Raja Bell led the comeback by scoring 16 of his 25 points in the second half and was one of seven Suns to score in double figures... Ron Artest, Brad Miller and Mike Bibby each scored 23 points for the Kings, who have lost the last two meetings against Phoenix after winning the first two meetings in 2005-06... Phoenix connected on 11-of-18 field goal attempts (61.1 percent) in the third quarter to tie the game at 84 to open the fourth quarter... Steve Nash notched his 42nd double-double of the season with 13 points and 13 assists... Phoenix outrebounded Sacramento 38-32.

### **SUNS 112, KINGS 104 at Phoenix**

*February 10, 2006 (Game 50; Overall 33-17; Home 19-8; Away 14-9)*

The Phoenix Suns held off a pesky Sacramento Kings team that trimmed a 20-point Suns lead to two points in the final three minutes... After the Suns matched their biggest lead of the game, 96-76, Sacramento used a 26-8 run to pull within two, 104-102, with 2:49 to go in the game... The Suns countered with an 8-2 run to seal the victory and put the Suns 16 games above .500 for the first time this season... Steve Nash led a Suns scoring attack that had six players score in double figures... Nash recorded his 29th double-double of the season with a team-high 24 points and a game-high 13 assists, while his counterpart, Mike Bibby, was held to seven points on 2-of-9 shooting (.222)... The Suns shot 40-of-78 (.513) from the field, including 8-of-17 from behind the arc (.471)... Ron Artest scored a game-high 28 points, his most points scored since his trade from Indiana on Jan. 25... Shawn Marion had 18 points and seven rebounds, and became just the second player in franchise history to grab 5,000 rebounds by collecting his fifth board with 11:38 remaining in the first half.

### **KINGS 119, SUNS 90 at Sacramento**

*January 17, 2006 (Game 37; Overall 24-13; Home 15-6; Away 9-7)*

The Phoenix Suns were manhandled by a shorthanded Sacramento Kings team that defeated the Suns for the 10th time in the last 11 meetings at ARCO Arena... The 29-point loss equaled the worst defeat since Mike D'Antoni took over as Suns head coach on Dec. 10, 2003 (105-76 loss at San Antonio on March 27, 2004)... Playing without three starters (Peja Stojakovic, Shareef Abdur-Rahim, Bonzi Wells) the Kings scored a Suns opponent non-overtime season-high 119 points on 51.1 percent shooting (45-88 FG)... Phoenix tied a season low by shooting 37.5 percent (33-88 FG) from the field and only three players scored in double figures... Shawn Marion led the Suns with 25 points, but his nine-game double-double streak was snapped when he was held to five rebounds... The Kings received a huge boost from an unlikely trio and one All-Star... Kevin Martin (25 points) and rookie Francisco Garcia (21 points) recorded career highs in scoring while Kenny Thomas added 22 points and a season-high 15 rebounds... All-Star center Brad Miller just missed a triple-double with 18 points, 12 rebounds and nine assists... The Kings shot 12-of-24 from three-point range (.500), the most 3-pointers made against Phoenix in 2005-06... Reserve Leandro Barbosa tallied 13 points, his first game scoring in double figures since injuring his left knee at San Antonio on Nov. 19... Phoenix led 21-16 with 2:53 remaining in the first quarter, but Sacramento closed the period on a 16-2 run to take a 32-23 lead at the end of the first quarter... The Suns trailed by as many as 33 points, also a season high... For only the second game this season, the Suns trailed their opponent in assists, 26-20.

### **SUNS 112, KINGS 104 at Phoenix**

*November 6, 2005 (Game 4; Overall 2-2; Home 0-2; Away 2-0)*

The Suns' fourth quarter comeback fell just short as the Kings managed to stave off the Suns late rally... Trailing 104-91 with 9:03 remaining in the fourth quarter, Phoenix went on a 20-6 run to take a 111-110 lead with 3:06 remaining in the game... However, after missing two free throws with 1:16 remaining, Shareef Abdur-Rahim scored the team's final four points over the final 21.5 seconds... Phoenix had eight players score in double figures and its bench contributed 51 points, including a team-high 23 points from Leandro Barbosa, who played the entire fourth quarter and scored 12 points... Shawn Marion (16 points, 14 rebounds), Steve Nash (18 points, 13 assists) and Boris Diaw (11 points, 11 assists, 9 rebounds) all recorded double-doubles for the Suns... Phoenix led 60-55 at the half, but Peja Stojakovic scored 23 of the Kings' 39 third-quarter points, finishing only three points shy of the AWA record for most points scored in a quarter (Stephon Marbury vs. San Antonio, 11/29/02)... Stojakovic led all scorers with 33 points.

# 2006 PLAYOFF OPPONENTS

## PHOENIX SUNS — SACRAMENTO KINGS SEASON SERIES STATISTICS

### Phoenix Suns vs. Sacramento Kings

RECORD (W-L): 2-2 Home(1-1) Away(1-1)

NO	PLAYER	GP-GS	MIN	FGM-FGA	FG%	3-POINT		FTM-FTA	FT%	REBOUNDS			AST	PF-DQ	STL	TO	BLK	PTS/AVG
						FGM-FGA	FG%			OFF	DEF	TOT						
31	Marion	4-4	152	32-52	.615	2-9	.222	16-17	.941	7	27	34	6	13-0	8	6	5	82/20.5
19	Bell	4-4	131	25-46	.543	7-17	.412	13-16	.813	3	11	14	13	13-0	5	8	0	70/17.5
13	Nash	4-4	123	23-49	.469	6-13	.462	10-10	1.000	1	9	10	47	13-0	2	15	0	62/15.5
10	Barbosa	4-0	95	21-41	.512	5-9	.556	7-9	.778	1	10	11	4	5-0	4	4	1	54/13.5
2	T. Thomas	1-1	35	5-9	.556	3-3	1.000	0-0	---	0	7	7	0	4-0	3	0	0	13/13.0
3	Diaw	4-3	129	17-43	.395	0-1	.000	9-11	.818	5	25	30	22	16-0	3	9	3	43/10.8
50	House	4-0	58	15-28	.536	5-11	.455	1-2	.500	1	5	6	10	3-0	2	5	1	36/9.0
22	Jones	4-1	99	13-28	.464	5-12	.417	4-4	1.000	4	4	8	3	6-0	3	4	3	35/8.8
40	K. Thomas	3-3	70	9-19	.474	0-0	---	5-6	.833	3	14	17	1	13-1	0	2	5	23/7.7
55	Grant	2-0	29	6-9	.667	0-0	---	0-0	---	1	5	6	1	8-0	0	2	2	12/6.0
1	Thompson	1-0	9	2-5	.400	0-1	.000	1-1	1.000	1	1	2	0	0-0	1	0	0	5/5.0
11	Burke	1-0	13	1-3	.333	0-0	---	1-2	.500	1	1	2	0	4-0	0	1	0	3/3.0
Phoenix Suns		4	960	170-338	.503	33-80	.413	69-81	.852	29	120	149	108	101-1	32	57	20	442/110.5
Opponents		4	960	163-336	.485	30-78	.385	95-122	.779	48	125	173	87	81-0	38	58	8	451/112.8

### SINGLE GAME HIGHS

### AVERAGE PER GAME

### CAREER HIGHS (C=SET, T=TIED)

NO	PLAYER	SINGLE GAME HIGHS							AVERAGE PER GAME							CAREER HIGHS (C=SET, T=TIED)						
		MIN	REB	AST	STL	TO	BLK	PTS	MIN	REB	AST	STL	TO	BLK	PTS	FG	FGA	FT	FTA	REB	AST	PTS
31	Marion	45	14	2	3	3	2	25	38.0	8.5	1.5	2.00	1.5	1.25	20.5	14	26	6	7	19	6	32
19	Bell	36	4	5	2	3	0	25	32.8	3.5	3.3	1.25	2.0	0.00	17.5	9C	16T	4C	6C	5	5C	25C
13	Nash	35	4	13	1	5	0	24	30.8	2.5	11.8	0.50	3.8	0.00	15.5	12	20	8	8	7	19	33
10	Barbosa	31	4	2	2	2	1	23	23.8	2.8	1.0	1.00	1.0	0.25	13.5	9C	14C	7	8	6	8	23C
2	T. Thomas	35	7	0	3	0	0	13	35.0	7.0	0.0	3.00	0.0	0.00	13.0	6	17	2	2T	6	4C	15
3	Diaw	36	10	11	1	5	3	15	32.3	7.5	5.5	0.75	2.3	0.75	10.8	6C	16C	3C	4C	10C	11C	15C
50	House	19	3	4	1	2	1	11	14.5	1.5	2.5	0.50	1.3	0.25	9.0	6	17	2	2T	6	4C	15
22	Jones	35	3	2	1	2	2	11	24.8	2.0	0.8	0.75	1.0	0.75	8.8	4C	8T	4	4	4	2C	11C
40	K. Thomas	25	9	1	0	1	3	12	23.3	5.7	0.3	0.00	0.7	1.67	7.7	11	21	7	9	17	5	29
55	Grant	15	4	1	0	1	1	6	14.5	3.0	0.5	0.00	1.0	1.00	6.0	10	18	8	9	18	3	23
1	Thompson	9	2	0	1	0	0	5	9.0	2.0	0.0	1.00	0.0	0.00	5.0	2C	5C	1C	1C	2C	0C	5C
11	Burke	13	2	0	0	1	0	3	13.0	2.0	0.0	0.00	1.0	0.00	3.0	6	7	1T	2T	8	2	12
Phoenix Suns		240	42	35	10	15	10	123	240.0	37.3	27.0	8.00	14.3	5.00	110.5	59	116	43	61	75	43	141
Sacramento Kings		240	55	28	10	17	3	119	240.0	43.3	21.8	9.50	14.5	2.00	112.8	57	122	39	53	66	47	141

### Sacramento Kings vs. Phoenix Suns

RECORD (W-L): 2-2 Home(1-1) Away(1-1)

NO	PLAYER	GP-GS	MIN	FGM-FGA	FG%	3-POINT		FTM-FTA	FT%	REBOUNDS			AST	PF-DQ	STL	TO	BLK	PTS/AVG
						FGM-FGA	FG%			OFF	DEF	TOT						
93	Artest	2-2	87	18-41	.439	1-10	.100	14-20	.700	2	8	10	10	7-0	7	5	0	51/25.5
52	Miller	4-4	153	26-51	.510	5-9	.556	22-26	.846	6	31	37	22	6-0	0	7	2	79/19.8
10	Bibby	4-4	144	26-61	.426	6-19	.316	10-15	.667	3	8	11	15	14-0	4	10	0	68/17.0
42	Wells	2-2	74	14-31	.452	0-2	.000	6-8	.750	9	7	16	5	5-0	5	5	1	34/17.0
3	Abdur-Rahim	3-1	89	18-29	.621	0-2	.000	13-16	.813	8	11	19	10	8-0	4	7	2	49/16.3
23	Martin	4-2	115	15-31	.484	6-12	.500	14-15	.933	1	13	14	6	10-0	6	5	0	50/12.5
9	Thomas	4-3	108	16-29	.552	0-0	---	6-11	.545	8	26	34	10	6-0	5	5	1	38/9.5
10	Garcia	4-1	78	11-24	.458	4-12	.333	7-8	.875	5	13	18	4	10-0	4	4	1	33/8.3
34	Williamson	1-0	13	1-4	.250	0-0	---	2-2	1.000	3	3	6	0	2-0	0	3	0	4/4.0
7	Price	1-0	6	1-2	.500	1-1	1.000	0-0	---	0	1	1	0	1-0	0	1	0	3/3.0
5	Hart	4-0	42	4-11	.364	1-3	.333	0-0	---	1	1	2	3	8-0	2	3	0	9/2.3
31	Sampson	1-0	2	0-0	---	0-0	---	0-0	---	0	0	0	0	1-0	0	0	1	0/0.0
Sacramento Kings		4	960	163-336	.485	30-78	.385	95-122	.779	48	125	173	87	81-0	38	58	8	451/112.8
Phoenix Suns		4	960	170-338	.503	33-80	.413	69-81	.852	29	120	149	108	101-1	32	57	20	442/110.5

### SINGLE GAME HIGHS

### AVERAGE PER GAME

### CAREER HIGHS (C=SET, T=TIED)

NO	PLAYER	SINGLE GAME HIGHS							AVERAGE PER GAME							CAREER HIGHS (C=SET, T=TIED)						
		MIN	REB	AST	STL	TO	BLK	PTS	MIN	REB	AST	STL	TO	BLK	PTS	FG	FGA	FT	FTA	REB	AST	PTS
93	Artest	45	6	6	4	3	0	28	43.5	5.0	5.0	3.50	2.5	0.00	25.5	10	19	8C	10C	15	9C	25
52	Miller	42	12	9	0	3	1	23	38.3	9.3	5.5	0.00	1.8	0.50	19.8	9	20C	9	10	8	11	27
10	Bibby	41	5	5	2	3	0	23	36.0	2.8	3.8	1.00	2.5	0.00	17.0	9T	20C	9	10	8	11	27
42	Wells	41	9	5	4	4	1	18	37.0	8.0	2.5	2.50	2.5	0.50	17.0	9	22C	6T	8T	9T	6	23
3	Abdur-Rahim	40	12	7	2	3	1	23	29.7	6.3	3.3	1.33	2.3	0.67	16.3	12	23	15	16	14	10	33
23	Martin	42	8	3	2	3	0	25	28.8	3.5	1.5	1.50	1.3	0.00	12.5	8C	14C	7C	7C	8C	3C	25C
9	Thomas	40	15	5	3	3	1	22	27.0	8.5	2.5	1.25	1.3	0.25	9.5	10T	18	11	12	15C	8	22T
32	Garcia	43	10	3	2	3	1	21	19.5	4.5	1.0	1.00	1.0	0.25	8.3	7C	15C	5C	5C	10C	3C	21C
34	Williamson	13	6	0	0	3	0	4	13.0	6.0	0.0	0.00	3.0	0.00	4.0	13	24	8	9	9	4	27
7	Price	6	1	0	0	1	0	3	6.0	1.0	0.0	0.00	1.0	0.00	3.0	1C	2C	0C	0C	1C	0C	3C
5	Hart	21	1	2	1	2	0	7	10.5	0.5	0.8	0.50	0.8	0.00	2.3	7	10	4	4	4	2C	21
31	Sampson	2	0	0	0	0	1	0	2.0	0.0	0.0	0.00	0.0	1.00	0.0	0T	1	0T	2	8	0T	0T
Sacramento Kings		240	55	28	10	17	3	119	240.0	43.3	21.8	9.50	14.5	2.00	112.8	57	122	39	53	66	47	141
Phoenix Suns		240	42	35	10	15	10	123	240.0	37.3	27.0	8.00	14.3	5.00	110.5	59	116	43	61	75	43	141



# 2006 PLAYOFF OPPONENTS



**SAN ANTONIO SPURS**  
 OFFICE: AT&T Center  
 San Antonio, TX 78219  
 (210) 444-5000  
 Fax: (210) 444-5003  
 www.spurs.com

**HEAD COACH:** Gregg Popovich

**ASSISTANT COACHES:** Mike Budenholzer, P.J. Carlesimo, Don Newman, Brett Brown

**ATHLETIC TRAINER:** Will Sevensing

**DIRECTOR, MEDIA SERVICES:** Tom James

**MEDIA SERVICES MANAGER:** Cliff Puchalski

**MEDIA SERVICES COORDINATOR:** Kris Davis

**HOME COURT:** AT&T Center (18,797, built in 2002)

**RADIO:** WOAI; Bill Schoening Spanish: KCOR; Paul Castro

**TELEVISION:** KENS, KKRT, FSN Southwest; Dick Stockton, Bill Land, Lance Blanks, Sean Elliot

## PHOENIX VS SAN ANTONIO SPURS IN 2005-2006: 1-3

DATE	SCORE	W/L	SITE	REC.	HI SCORER	HI REBS	HI ASTS	OPPS HI SCORER	HI REBS	HI ASTS
11/19/05	91-97	L	San Antonio	4-5	Marion 22	Marion 15	Nash 10	Duncan 24	Duncan 13	Bowen 4
1/7/06	91-86	W	Phoenix	22-11	Nash 22	Marion 10	Nash 10	Duncan, Ginobili 19	Duncan 12	Parker 6
3/9/06	93-117	L	Phoenix	42-18	Marion 18	Marion 11	Diaw 9	Parker 29	Mohammed 11	Barry 7
3/17/06	102-108	L	San Antonio	45-20	Nash 30	Marion 12	Diaw 7	Mohammed 30	Mohammed 16	Duncan 7

### ALL-TIME SERIES RESULTS:

Suns vs. Spurs in Phoenix: 43-19  
 Suns vs. Spurs in San Antonio: 21-42  
 Suns vs. Spurs overall: 64-61  
 Suns largest margin of victory: 36 (137-91 on 4/15/89)  
 Suns high point total: 143 (10/31/77)  
 Suns low point total: 71 (3/1/01, 4/16/02)  
 Spurs largest margin of victory: 30 (114-84 on 11/5/80)  
 Spurs high point total: 145 (10/31/77)  
 Spurs low point total: 74 (11/7/99)

### ALL-TIME PLAYOFF RESULTS:

Suns vs. Spurs in Phoenix: 10-7  
 Suns vs. Spurs in San Antonio: 5-10  
 Suns vs. Spurs overall: 15-17  
 Suns largest margin of victory: 12 (119-107, 4/26/92; 109-97, 5/18/93)  
 Suns high point total: 119 (4/26/92)  
 Suns low point total: 70 (4/25/00)  
 Spurs largest margin of victory: 22 (120-98 on 4/26/96)  
 Spurs high point total: 120 (4/26/96)  
 Spurs low point total: 70 (4/22/00)

## SUNS-SPURS ALL-TIME PLAYOFF HISTORY:

The Suns and Spurs have met six times in the NBA Playoffs: 1992, 1993, 1996, 1998, 2000, 2003 and 2005... San Antonio owns a slight edge over the Suns (15-17), but Phoenix has a 10-7 advantage at home and an 8-7 mark at the US Airways Center (formerly known as America West Arena)... In 2005, the Spurs defeated the Suns 4-1 in the Suns first Western Conference Finals appearance since 1993, and Amare Stoudemire broke Kareem Abdul-Jabbar's record for highest scoring average (34.2, 1970) for a player in his first conference finals by averaging 37.0 points in five games against the Spurs.... In 2003, the Spurs eliminated the Suns (4-2) in the first round, while in 2000, the Suns ousted the Spurs (3-1) in the first round... In 1992, the clubs met in the first round as the Suns swept the Spurs (3-0) In 1993. The teams met in the Western Conference Semifinals as the Suns came up with a 4-2 series victory, winning three home games and Game 6 in San Antonio on Charles Barkley's game-winner... In 1996, the Suns entered the playoffs as the No. 7 seed in the West, playing without Michael Finley, and were eliminated in the first round by the Spurs (3-1), as San Antonio's David Robinson averaged 30.0 points and 11.8 rebounds for the series... In 1998, the Suns lost the first round series, 3-1.

## SPURS PLAYOFF HISTORY:

This is the 26th appearance for the Spurs in the NBA Playoffs (excludes three ABA postseasons from 1973-76), including their ninth consecutive postseason appearance... Last season, the Spurs won their third NBA title by defeating the Detroit Pistons 4-3 in the 2005 NBA Finals after dispatching Phoenix 4-1 in the Western Conference Finals... Tim Duncan was named NBA Finals MVP for the third time in his career after averaging 20.6 points, 14.1 rebounds and 2.14 blocks in 40.6 minutes... In 2003, the Spurs eliminated the Suns (4-2) in the first round en route to winning their second NBA title behind league and Finals MVP Tim Duncan... In 2000, the Spurs were defeated by the Suns (3-1) in the first round, which is also the last time the Spurs did not advance past the first round... The 1999 Spurs defeated current Suns center Kurt Thomas and the New York Knicks 4-1 in the 1999 NBA Finals and captured the franchise's first-ever championship... Tim Duncan was honored as NBA Finals Most Valuable Player, averaging 27.4 points on 53.4 percent shooting for the series... San Antonio has a 121-108 (.528) overall mark in the NBA Playoffs... Prior to the 2006 NBA Playoffs, Duncan ranked as the franchise postseason leader in points, field goals made, field goals attempted, and rebounds... He's also second in blocks, assists, games, free throws made and free throws attempted.

# 2006 PLAYOFF OPPONENTS

## PHOENIX SUNS — SAN ANTONIO SPURS GAME-BY-GAME

### **SPURS 108, SUNS 102 at San Antonio**

*March 17, 2006 (Game 65; Overall 45-20; Home 26-9; Road 19-11)*

The Phoenix Suns lost their fifth consecutive regular season game in the Alamo City as the San Antonio Spurs punished the Suns on the boards, nearly doubling the Suns rebound total, 57-29... The 29 rebounds were a season low and the Spurs' 30 offensive boards were an opponent season high and Spurs high... The Suns managed to keep the score close by shooting 51.3 percent (41-80 FG) and scored 102 points against the NBA's top-ranked defensive club... Steve Nash led the way for the Suns with a game-high tying 30 points, but the Spurs' Nazr Mohammed was the game's unlikely hero with a career-high tying 30 points and a team-high 16 rebounds... Shawn Marion added to his league-leading double-double total with his 52nd of the season with 22 points and 12 rebounds... Phoenix lost its 20th game of the season, matching last season's loss total... Tim Duncan had 20 points and 13 rebounds, including a Suns opponent season-high nine offensive rebounds.

### **SPURS 117, SUNS 93 at Phoenix**

*March 9, 2006 (Game 60; Overall 42-18; Home 24-9; Road 18-9)*

Playing without an injured Steve Nash (right ankle sprain) for the first time this season, the San Antonio Spurs halted the Phoenix Suns' season-best 11-game win streak, tied for second best in team history... The Spurs shot a blistering 55.2 percent from the field (48-87 FG), while limiting the Suns to only 93 points, 15 points fewer than the team's season average... Phoenix did not score 100 points for the first time in 23 games... Tony Parker led the way for the Spurs scoring 29 points and adding five assists before resting in the fourth quarter in a Spurs' blowout... Boris Diaw flirted with another triple-double with 16 points, nine rebounds and nine assists... Shawn Marion notched his league-leading 47th double-double of the season with 18 points and 11 rebounds... Phoenix fell to 2-6 when playing without Nash, dating back to the start of the 2004-05 season... Without Nash, the Spurs backcourt outscored the Suns counterparts, 47-20.

### **SUNS 91, Spurs 86 at Phoenix**

*January 7, 2006 (Game 33; Overall 22-11; Home 13-6; Road 9-5)*

The Suns finally found a way to defeat the NBA Champion San Antonio Spurs and it wasn't with their top-ranked offense... After losing 13 of the previous 15 meetings, including a 4-1 beating in the 2005 Western Conference Finals, the Suns defense limited the Spurs to 86 points on 41.3 percent shooting (33-80 FG)... The Suns improved to 19-3 this season when holding their opponent under the century mark in scoring... Suns All-Stars Steve Nash (game-highs 22 points and 10 assists) and Shawn Marion (20 points, team-high 10 rebounds) carried the team to victory scoring 21 of the team's 26 points in the final quarter... After the Spurs took their first lead of the game since 2:41 remained in the first quarter, 74-72, with 4:48 to go in the game, Phoenix went on a key 12-3 run to take the Suns' first biggest lead of the game, 84-77, with 2:19 left... During the run, Nash hit the Suns' only two 3-pointers of the game... Suns newcomers James Jones, Kurt Thomas, Raja Bell, Boris Diaw and Eddie House combined to score 49 of the team's 91 points (54 percent)... None were with the team during the Suns' run to the 2005 Western Conference Finals... Tim Duncan added to his NBA-leading double-double total, notching his 26th of the season with 19 points and 12 rebounds... One night after scoring a US Airways Center/AWA record 47 first-quarter points, the Suns were held to a season-low tying 42 first-half points, yet owned a 42-40 lead at the break... The Suns improved to 11-3 this season in back-to-back games while the Spurs fell to 1-5 in the second half of back-to-back set... The Suns improved to 7-1 since Christmas.

### **SPURS 97, SUNS 91 at San Antonio**

*November 19, 2005 (Game 9; Overall 4-5; Home 2-4; Road 2-1)*

In the first meeting since the 2005 Western Conference Finals, San Antonio edged Phoenix in a closely fought game in which neither team held a double-digit lead... The Suns led the defending NBA champions 53-47 at the half, but lost Leandro Barbosa to a left knee injury with no time remaining in the first half... Barbosa was leading the Suns with 14 points at the time and did not return... Despite Barbosa's loss, the Suns were in it to the end and Shawn Marion's dunk with 1:27 left in regulation cut the Spurs lead to 92-91... Marion led the Suns with 22 points and 15 rebounds, while Steve Nash also added a double-double with 14 points and 10 assists... Tim Duncan led the Spurs with 24 points and 13 rebounds, but was limited to 8-of-19 shooting from the field (.421).

# 2006 PLAYOFF OPPONENTS

## PHOENIX SUNS — SAN ANTONIO SPURS SEASON SERIES STATISTICS

### Phoenix Suns vs. San Antonio Spurs

RECORD (W-L): 1-2 Home(1-1) Away(0-1)

NO	PLAYER	GP-GS	MIN	FGM-FGA	FG%	3-POINT		FTM-FTA	FT%	REBOUNDS			AST	PF-DQ	STL	TO	BLK	PTS/AVG
						FGM-FGA	FG%			OFF	DEF	TOT						
13	Nash	3-3	114	26-50	.520	2-6	.333	12-14	.857	2	13	15	26	5-0	2	14	0	66/22.0
31	Marion	4-4	168	35-67	.522	1-10	.100	11-15	.733	9	39	48	4	13-0	9	7	8	82/20.5
3	Diaw	4-3	154	24-46	.522	0-1	.000	11-14	.786	3	17	20	27	14-0	1	8	5	59/14.8
10	Barbosa	2-1	58	9-16	.563	1-4	.250	5-8	.625	1	1	2	3	0-0	2	0	0	24/12.0
19	Bell	4-4	162	17-40	.425	5-12	.417	5-10	.500	2	7	9	8	11-0	9	4	0	44/11.0
40	K. Thomas	2-2	50	7-13	.538	0-0	---	4-4	1.000	1	11	12	3	11-1	1	2	1	18/9.0
2	T. Thomas	2-1	43	8-19	.421	1-3	.333	1-2	.500	4	7	11	0	6-0	0	4	0	18/9.0
22	Jones	4-2	80	10-20	.500	3-5	.600	0-0	---	3	10	13	4	7-0	2	3	2	23/5.8
50	House	4-0	68	7-25	.280	2-7	.286	2-2	1.000	0	3	3	3	7-0	2	7	0	18/4.5
11	Burke	2-0	11	3-5	.600	0-0	---	0-0	---	2	3	5	1	2-0	0	1	0	6/3.0
15	Tskitshvili	1-0	6	0-1	.000	0-1	.000	2-2	1.000	1	0	1	0	0-0	0	0	0	2/2.0
55	Grant	1-0	9	0-2	.000	0-0	---	1-2	.500	1	2	3	0	3-0	0	0	0	1/1.0
Phoenix Suns		4	960	152-316	.481	16-52	.308	57-76	.750	30	117	147	82	82-1	28	56	16	377/94.3
Opponents		4	960	161-345	.467	22-70	.314	64-96	.667	67	129	196	84	91-1	37	54	15	408/102.0

### SINGLE GAME HIGHS

### AVERAGE PER GAME

### CAREER HIGHS (C=SET, T=TIED)

NO	PLAYER	MIN	REB	AST	STL	TO	BLK	PTS	MIN	REB	AST	STL	TO	BLK	PTS	CAREER HIGHS (C=SET, T=TIED)							
																FG	FGA	FT	FTA	REB	AST	PTS	13C
13	Nash	40	8	10	2	6	0	30	38.0	5.0	8.7	0.67	4.7	0.00	22.0	13C	22T	7	8	8T	15	30C	
31	Marion	43	15	3	3	2	3	22	42.0	12.0	1.0	2.25	1.8	2.00	20.5	13	25	7	8	17	3T	37	
3	Diaw	45	9	9	1	5	2	18	38.5	5.0	6.8	0.25	2.0	1.25	14.8	8C	14C	6C	8C	9C	9C	18C	
10	Barbosa	37	1	3	2	0	0	14	29.0	1.0	1.5	1.00	0.0	0.00	12.0	6C	10T	3C	6C	7	3T	15	
19	Bell	45	3	3	4	2	0	15	40.5	2.3	2.0	2.25	1.0	0.00	11.0	7C	13C	3T	6C	9	3C	17	
40	K. Thomas	34	7	2	1	1	1	12	25.0	6.0	1.5	0.50	1.0	0.50	9.0	8	15	4C	4T	12	2T	19	
2	T. Thomas	29	8	0	0	3	0	11	21.5	5.5	0.0	0.00	2.0	0.00	9.0	5C	8C	0T	0T	4T	2C	10C	
22	Jones	30	4	2	2	3	1	10	20.0	3.3	1.0	0.50	0.8	0.50	5.8	5C	8C	0T	0T	4T	2C	10C	
50	House	26	1	2	2	4	0	11	17.0	0.8	0.8	0.50	1.8	0.00	4.5	5T	12C	2T	4	4	3	13	
11	Burke	8	5	1	0	1	0	6	5.5	2.5	0.5	0.00	0.5	0.00	3.0	3C	5T	0T	0T	5C	1C	6C	
15	Tskitshvili	6	1	0	0	0	0	2	6.0	1.0	0.0	0.00	0.0	0.00	2.0	10	17	8	10	12	4	22	
55	Grant	9	3	0	0	0	0	1	9.0	3.0	0.0	0.00	0.0	0.00	1.0								
Phoenix Suns		240	44	25	10	16	6	102	240.0	36.8	20.5	7.00	14.0	4.00	94.3	62	115	39	54	58	51	143	
San Antonio Spurs		240	57	30	13	17	5	117	240.0	49.0	21.0	9.25	13.5	3.75	102.0	57	106	36	48	61	40	145	

### San Antonio Spurs vs. Phoenix Suns

RECORD (W-L): 2-1 Home(1-0) Away(1-1)

NO	PLAYER	GP-GS	MIN	FGM-FGA	FG%	3-POINT		FTM-FTA	FT%	REBOUNDS			AST	PF-DQ	STL	TO	BLK	PTS/AVG
						FGM-FGA	FG%			OFF	DEF	TOT						
21	Duncan	4-4	142	31-58	.534	0-0	---	17-28	.607	17	26	43	15	11-0	7	12	8	79/19.8
9	Parker	4-4	136	35-69	.507	0-1	.000	9-17	.529	3	12	15	19	15-1	5	16	0	79/19.8
20	Ginobili	4-3	119	22-43	.512	7-15	.467	15-19	.789	2	11	13	11	10-0	9	2	1	66/16.5
2	Mohammed	4-2	80	19-37	.514	0-0	---	10-11	.909	17	17	34	6	10-0	2	6	0	48/12.0
4	Finley	4-1	93	11-29	.379	3-11	.273	5-7	.714	2	12	14	1	5-0	1	4	1	30/7.5
5	Horry	4-0	85	10-22	.455	5-12	.417	5-8	.625	8	18	26	7	7-0	3	1	4	30/7.5
14	Udrih	3-0	45	9-20	.450	1-6	.167	2-2	1.000	3	2	5	8	10-0	1	2	0	21/7.0
17	Barry	3-0	55	7-18	.389	3-11	.273	0-0	---	3	10	13	9	3-0	1	3	0	17/5.7
12	Bowen	4-4	137	8-24	.333	2-11	.182	0-0	---	3	16	19	8	10-0	7	2	1	18/4.5
40	Marks	1-0	4	2-2	1.000	0-0	---	0-0	---	0	0	0	0	1-0	0	0	0	4/4.0
31	Van Exel	2-0	23	3-10	.300	1-3	.333	0-0	---	0	0	0	0	4-0	0	0	0	7/3.5
7	Oberto	3-0	13	3-5	.600	0-0	---	0-2	.000	4	4	8	0	1-0	0	0	0	6/2.0
8	Nesterovic	2-2	28	1-8	.125	0-0	---	1-2	.500	5	1	6	0	4-0	1	5	0	3/1.5
San Antonio Spurs		4	960	161-345	.467	22-70	.314	64-96	.667	67	129	196	84	91-1	37	54	15	408/102.0
Opponents		4	960	152-316	.481	16-52	.308	57-76	.750	30	117	147	82	82-1	28	56	16	377/94.3

### SINGLE GAME HIGHS

### AVERAGE PER GAME

### CAREER HIGHS (C=SET, T=TIED)

NO	PLAYER	MIN	REB	AST	STL	TO	BLK	PTS	MIN	REB	AST	STL	TO	BLK	PTS	CAREER HIGHS (C=SET, T=TIED)							
																FG	FGA	FT	FTA	REB	AST	PTS	13C
21	Duncan	40	13	7	3	4	3	24	35.5	10.8	3.8	1.75	3.0	2.00	19.8	16	27	11	12	21	9	38	
9	Parker	42	5	6	3	6	0	29	34.0	3.8	4.8	1.25	4.0	0.00	19.8	14	31	7	9	5T	9	30	
20	Ginobili	33	6	5	3	1	1	19	29.8	3.3	2.8	2.25	0.5	0.25	16.5	16	22	11	12	6T	6	48	
2	Mohammed	35	16	3	1	4	0	30	20.0	8.5	1.5	0.50	1.5	0.00	12.0	13C	21C	4C	4T	16C	3C	30C	
4	Finley	24	5	1	1	2	1	13	23.3	3.5	0.3	0.25	1.0	0.25	7.5	15	26	10	11	14	13	38	
5	Horry	30	11	4	2	1	1	15	21.3	6.5	1.8	0.75	0.3	1.00	7.5	10	18	6	8	11T	8	20	
14	Udrih	23	3	4	1	2	0	13	15.0	1.7	2.7	0.33	0.7	0.00	7.0	6C	10C	2T	2T	3C	6	13C	
17	Barry	29	7	7	1	1	0	13	18.3	4.3	3.0	0.33	1.0	0.00	5.7	9	17	7	8	7C	8	25	
12	Bowen	37	9	4	2	1	1	9	34.3	4.8	2.0	1.75	0.5	0.25	4.5	4T	10T	6	9	9C	4C	14	
40	Marks	4	0	0	0	0	0	4	4.0	0.0	0.0	0.00	0.0	0.00	4.0	2C	2C	0C	0C	0C	0C	4C	
31	Van Exel	16	0	0	0	0	0	5	11.5	0.0	0.0	0.00	0.0	0.00	3.5	12	24	6	8	9	16	35	
7	Oberto	6	4	0	0	0	0	4	4.3	2.7	0.0	0.00	0.0	0.00	2.0	2C	4C	0C	2C	4C	0C	4C	
8	Nesterovic	15	5	0	1	3	0	2	14.0	3.0	0.0	0.50	2.5	0.00	1.5	11	17	3	5	13	5	23	
San Antonio Spurs		240	57	30	13	17	5	117	240.0	49.0	21.0	9.25	13.5	3.75	102.0	57	106	36	48	61	40	145	
Phoenix Suns		240	44	25	10	16	6	102	240.0	36.8	20.5	7.00	14.0	4.00	94.3	62	115	39	54	58	51	143	

# 2006 PLAYOFF OPPONENTS

## PHOENIX SUNS — SAN ANTONIO SPURS BOX SCORES

### NATIONAL BASKETBALL ASSOCIATION

11/19/2005

Officials: #13 Monty McCutchen, #36 David Jones, #60 David Guthrie

VISITOR: Phoenix Suns (4-5)

NO	PLAYER	MIN	FG	FGA	3P	3PA	FT	FTA	OR	DR	TOT	A	PF	ST	TO	BS	PTS
19	Raja Bell	F 35:55	4	10	2	4	2	4	0	2	2	2	3	1	0	0	12
31	Shawn Marion	F 40:40	9	16	0	2	4	7	2	13	15	3	3	3	2	2	22
40	Kurt Thomas	C 16:15	3	6	0	0	0	0	0	5	5	2	6	0	1	0	6
10	Leandro Barbosa	G 20:34	6	10	0	1	2	2	1	5	1	0	0	2	0	0	14
13	Steve Nash	G 39:00	5	14	0	3	4	4	2	6	8	10	2	0	6	0	14
11	Pat Burke	3:15	0	0	0	0	0	0	0	0	0	0	2	0	0	0	0
3	Boris Diaw	35:26	5	12	0	1	0	0	0	4	4	5	4	0	1	2	10
50	Eddie House	14:29	0	4	0	2	0	0	0	0	0	1	2	0	4	0	0
22	James Jones	8:40	2	3	1	2	0	0	0	2	2	4	1	0	0	0	5
55	Brian Grant	8:31	0	2	0	0	1	2	1	2	3	0	3	0	0	0	1
21	Jim Jackson	17:15	3	5	1	2	0	0	0	2	2	1	2	0	1	0	7
23	Sharrad Ford	DNP - Coach's Decision															
TOTALS:			37	82	4	17	13	19	8	36	44	25	27	6	15	4	91
PERCENTAGES:			45.1%	23.5%	68.4%					TM REB: 8							TOT TO: 16 (22 PTS)

### HOME: SAN ANTONIO SPURS (8-2)

NO	PLAYER	MIN	FG	FGA	3P	3PA	FT	FTA	OR	DR	TOT	A	PF	ST	TO	BS	PTS
12	Bruce Bowen	F 37:01	1	3	0	2	0	0	0	5	5	4	3	1	1	1	2
21	Tim Duncan	F 36:52	8	19	0	0	8	11	4	9	13	2	2	3	4	3	24
8	Rasho Nesterovic	C 13:10	1	5	0	0	0	4	1	5	0	1	5	0	1	2	2
9	Tony Parker	G 41:41	8	18	0	0	3	8	0	5	5	3	3	3	2	0	19
20	Manu Ginobili	G 32:34	6	14	1	4	2	3	1	5	6	1	5	3	0	0	15
4	Michael Finley	21:24	4	9	0	2	3	3	0	1	1	1	2	0	1	0	11
5	Robert Horry	26:34	2	5	1	2	4	6	2	6	8	2	3	1	1	1	9
31	Nick Van Exel	7:40	1	3	0	0	0	0	0	0	0	2	0	0	0	0	2
14	Beno Udrih	6:33	0	2	0	2	2	2	2	1	3	3	2	1	0	0	2
7	Fabrizio Oberto	4:48	1	1	0	0	0	2	1	2	3	0	0	0	0	0	2
2	Nazr Mohammed	11:34	3	7	0	0	3	4	3	2	5	0	0	0	1	0	9
25	Alex Scales	0:09	0	0	0	0	0	0	0	0	0	0	0	0	0	0	0
TOTALS:			35	86	2	12	25	39	17	37	54	16	22	13	12	5	97
PERCENTAGES:			40.7%	26.7%	16.7%	64.1%				TM REB: 10							TOT TO: 12 (13 PTS)

### SCORE BY PERIODS

	1	2	3	4	FINAL
SUNS	25	28	20	18	91
SPURS	24	23	31	19	97

Inactive: Suns - Reiner, Stoudemire, Thompson      Spurs - Barry, Marks, Sanders

Technical Fouls - Individual

Suns (2): Mike D'Antoni 0:14.0 2nd, Alvin Gentry 8:06 4th  
 SPURS (2): GREGG POPOVICH 12:00 3rd, P.J. Carlesimo 6:39 4th

Pts. in the Pt.: Suns 52, SPURS 48      Biggest Lead: Suns 9, SPURS 9  
 2nd Chance Pts.: Suns 7, SPURS 21      Lead Changes: 10  
 FB Pts.: Suns 19, SPURS 7      Times Tied: 6

### NATIONAL BASKETBALL ASSOCIATION

03/09/2006

Officials: #57 Greg Willard, #11 Phil Robinson, #34 Marc Davis

VISITOR: San Antonio Spurs

NO	PLAYER	MIN	FG	FGA	3P	3PA	FT	FTA	OR	DR	TOT	A	PF	ST	TO	BS	PTS
12	Bruce Bowen	F 31:37	4	7	1	3	0	0	0	1	1	0	0	2	0	0	9
21	Tim Duncan	F 29:40	8	11	0	0	0	0	1	4	5	5	3	2	0	0	16
2	Nazr Mohammed	C 24:04	3	8	0	0	3	3	4	7	11	3	3	1	0	0	9
20	Manu Ginobili	G 29:44	6	8	3	4	3	4	0	2	2	5	2	3	1	0	18
9	Tony Parker	G 27:39	12	21	0	0	5	7	0	3	3	5	2	1	4	0	29
5	Robert Horry	12:42	0	2	0	1	1	2	0	2	2	1	1	0	0	1	1
4	Michael Finley	23:04	0	5	0	2	1	1	1	4	5	0	1	0	2	0	1
17	Brent Barry	29:02	5	9	3	7	0	0	1	6	7	7	1	1	1	0	13
14	Beno Udrih	23:04	6	10	1	2	0	0	0	1	1	4	3	0	0	0	13
7	Fabrizio Oberto	5:54	2	4	0	0	0	0	2	2	4	0	0	0	0	0	4
40	Sean Marks	3:30	2	2	0	0	0	0	0	0	0	0	1	0	0	0	4
8	Rasho Nesterovic	DNP - Coach's Decision															
TOTALS:			48	87	13	17	9	32	41	30	17	10	83	11			117
PERCENTAGES:			55.2%	42.1%	76.5%					TM REB: 3							TOT TO: 9 (6 PTS)

### HOME: PHOENIX SUNS

NO	PLAYER	MIN	FG	FGA	3P	3PA	FT	FTA	OR	DR	TOT	A	PF	ST	TO	BS	PTS
2	Tim Thomas	F 28:59	5	12	0	2	1	2	2	6	8	0	2	0	1	0	11
31	Shawn Marion	F 41:43	8	17	0	2	2	3	8	11	0	3	1	2	3	18	
3	Boris Diaw	C 44:30	8	14	0	0	0	1	8	9	2	0	5	0	0	16	
22	James Jones	G 26:14	2	5	1	1	0	0	1	2	3	0	2	0	0	0	5
19	Raja Bell	G 39:32	7	13	1	3	0	0	0	1	1	3	2	3	2	0	15
12	Andre Barrett	19:27	3	7	0	1	3	3	1	2	3	2	1	0	1	0	9
50	Eddie House	25:31	5	12	1	3	0	0	1	1	2	3	2	2	2	0	11
11	Pat Burke	7:47	3	5	0	0	0	2	3	5	1	0	0	1	0	0	6
15	Nikoloz Tskitshvili	6:17	0	1	0	1	2	2	1	0	1	0	0	0	0	0	2
10	Leandro Barbosa	DND - Right Groin Pain															
13	Steve Nash	DND - Right Ankle Sprain															
1	Dijon Thompson	DNP - Right Knee Injury															
TOTALS:			41	86	3	13	8	9	11	31	42	17	15	6	14	3	93
PERCENTAGES:			47.7%	23.1%	88.9%					TM REB: 3							TOT TO: 14 (19 PTS)

### SCORE BY PERIODS

	1	2	3	4	TOTAL
SUNS	38	26	25	28	117
SPURS	29	21	21	22	93

Inactive: Suns - Van Exel      Suns - Grant, Stoudemire, K. Thomas

Technical Fouls - Individual

SPURS: NONE

SUNS (1): House 3:40 3rd

Pts. in the Pt.: Spurs 34, SUNS 42      Biggest Lead: Spurs 25, SUNS 2  
 2nd Chance Pts.: Spurs 13, SUNS 10      Lead Changes: 1  
 FB Pts.: Spurs 7, SUNS 18      Times Tied: 1  
 MEMO: Suns - Opponent season high pts 1st quarter 38 (prev. 37, 2X, last vs Cha 2/25)

### OFFICIAL SCORER'S REPORT FINAL BOX

SBC Center, San Antonio, TX

Time of Game: 2:20

Attendance: 19,797

### NATIONAL BASKETBALL ASSOCIATION

01/07/2006

Officials: #27 Dick Bavetta, #12 Violet Palmer, #52 Pat Fraher

VISITOR: San Antonio Spurs (26-8)

NO	PLAYER	MIN	FG	FGA	3P	3PA	FT	FTA	OR	DR	TOT	A	PF	ST	TO	BS	PTS
12	Bruce Bowen	F 31:29	0	4	0	0	0	0	1	3	4	2	4	2	1	0	0
21	Tim Duncan	F 39:30	6	11	0	0	7	10	3	9	12	1	3	1	4	2	19
8	Rasho Nesterovic	C 14:56	0	3	0	0	1	2	1	0	1	0	1	0	4	0	1
4	Michael Finley	G 24:21	2	6	1	3	0	1	1	4	5	0	1	1	0	1	5
9	Tony Parker	G 32:26	9	19	0	1	0	0	1	3	4	6	6	1	6	0	18
5	Robert Horry	29:52	6	11	3	7	0	0	4	7	11	0	2	2	0	1	15
20	Manu Ginobili	27:26	6	12	1	3	6	8	0	1	1	0	1	0	2	1	19
2	Nazr Mohammed	9:07	0	1	0	0	0	0	2	0	2	0	2	1	1	0	0
31	Nick Van Exel	15:31	2	7	1	3	0	0	0	0	0	0	2	0	0	0	5
17	Brent Barry	12:48	2	6	0	2	0	0	1	2	3	1	2	0	1	0	4
7	Fabrizio Oberto	2:35	0	0	0	0	0	0	1	0	1	0	1	0	0	0	0
40	Sean Marks	DND - Left Ankle Sprain				</											

# PLAYOFF HISTORY BREAKDOWN

## RECORD BY SERIES

Round	Series	Overall	Home	Road
Western Conference First Round	12-10	43-39	26-16	17-23
Western Conference Semifinals	7-8	43-43	28-14	15-29
Western Conference Finals	2-5	16-26	10-11	6-15
NBA Finals	0-2	4-8	2-4	2-4
<b>Totals</b>	<b>21-25</b>	<b>106-116</b>	<b>66-45</b>	<b>40-71</b>

## YEAR-BY-YEAR

Year	Overall	Home	Road
1969-70	3-4	2-1	1-3
1975-76	10-9	7-2	3-7
1977-78	0-2	0-1	0-1
1978-79	9-6	7-1	2-5
1979-80	3-5	3-1	0-4
1980-81	3-4	2-2	1-2
1981-82	2-5	1-2	1-3
1982-83	1-2	1-1	0-1
1983-84	9-8	5-3	4-5
1984-85	0-3	0-1	0-2
1988-89	7-5	4-3	3-2
1989-90	9-7	5-2	4-5
1990-91	1-3	1-1	0-2
1991-92	4-4	3-1	1-3
1992-93	13-11	7-6	6-5
1993-94	6-4	3-2	3-2
1994-95	6-4	4-2	2-2
1995-96	1-3	1-1	0-2
1996-97	2-3	1-1	1-2
1997-98	1-3	1-1	0-2
1998-99	0-3	0-1	0-2
1999-00	4-5	3-1	1-4
2000-01	1-3	0-2	1-1
2002-03	2-4	1-2	1-2
2004-05	9-6	4-4	5-2
<b>Totals</b>	<b>106-116</b>	<b>66-45</b>	<b>40-71</b>

## TEAM-BY-TEAM

Team	Series	Overall	Home	Road
Boston	0-1	2-4	2-1	0-3
Chicago	0-1	2-4	0-3	2-1
Dallas	1-0	4-2	2-1	2-1
Denver	2-1	6-3	4-1	2-2
Golden State	3-0	11-4	6-2	5-2
Houston	0-2	6-8	3-4	3-4
KC-Sacramento	2-2	10-9	7-4	3-5
L.A. Lakers	2-7	14-30	8-12	6-18
Memphis	1-0	4-0	2-0	2-0
Milwaukee	0-1	0-2	0-1	0-1
Portland	3-3	11-14	8-4	3-10
San Antonio	3-4	15-17	10-7	5-10
Seattle	2-2	13-12	9-3	4-9
Utah	2-1	8-7	5-2	3-5
<b>Totals</b>	<b>21-25</b>	<b>106-116</b>	<b>66-45</b>	<b>40-71</b>

\*Phoenix twice had a first round bye (1976, 1981)

Overall Series Record:	21-25 (.457)
Series Record with Homecourt:	13-8 (.619)
Series Record without Homecourt:	8-17 (.320)
Record in Deciding Games:	8-6 (4-3 home, 4-3 road)
Times Sweeping Opponent:	5 (5 times with homecourt)
Times Being Swept:	4 (1 time with homecourt)
Overtime Record:	8-6 (1-1 in double ot, 1-1 in triple ot)

# YEAR-BY-YEAR PLAYOFF RESULTS

## All-Time Playoff Record — 106-116 (.477)

### 1969-70 (SUNS 39-43 IN REGULAR SEASON)

The playoff format in 1970 rewarded the top four teams from both the Western and Eastern Divisions. The first series known as the semifinals, was a best-of-seven format as were the two following rounds, known as the division finals and the NBA Finals.

DATE	OPPONENT	SITE	SUNS-OPP	SUNS HIGH SCORER	SUNS HIGH REBOUNDER	OPP HIGH SCORER	OPP HIGH REBOUNDER
3/25/70	L.A. Lakers	Los Angeles	112-128	Silas 26	Silas 18	Baylor 32	Chamberlain 19
3/29/70	L.A. Lakers	Los Angeles	114-101	Hawkins 34	Hawkins 20	West 33	Chamberlain 25
4/2/70	L.A. Lakers	Phoenix	112-98	Goodrich 29	Silas 16	West 31	Chamberlain 12
4/4/70	L.A. Lakers	Phoenix	112-102	Goodrich 34	Silas 16	Chamberlain 29	Chamberlain 19
4/5/70	L.A. Lakers	Los Angeles	121-138	Hawkins 28	Hawkins 19	West 36	Chamberlain 14
4/7/70	L.A. Lakers	Phoenix	93-104	Hawkins 24	Silas 21	West 35	Chamberlain 26
4/9/70	L.A. Lakers	Los Angeles	94-129	Hawkins 25	Hawkins 15	Chamberlain 30	Chamberlain 27

*(Los Angeles 4, Phoenix 3)*

### 1975-76 (SUNS 42-40 IN REGULAR SEASON)

Beginning with the 1974-75 season, the league was divided into the four divisions and two conferences we know today. Five teams from each conference advanced to the playoffs. The winningest three teams received a bye in the first-round, the remaining two teams played in a best-of-five first-round series. (In 1976 the Suns received the first round bye.) The best-of-seven semifinals pitted the first-place team against the winner of the first-round series and the second and third-place teams against each other, with the winners advancing to the conference finals and the NBA finals.

This procedure changed slightly prior to the start of the 1976-77 season when additional teams were added to the league. At that time, six teams advanced to the playoffs and each of the division winners received a bye to the semifinals. Again, the first-round of the playoffs was a best-of-five series and each of the three following series were best-of-seven.

DATE	OPPONENT	SITE	SUNS-OPP	SUNS HIGH SCORER	SUNS HIGH REBOUNDER	OPP HIGH SCORER	OPP HIGH REBOUNDER
4/13/76	Seattle	Seattle	99-102	Westphal 24	Heard 10	Brown 34	Brown 7
4/15/76	Seattle	Seattle	116-111	Adams 23	Perry 12	Brown 45	Burleson 12
4/18/76	Seattle	Phoenix	103-91	Heard 16	Heard 14	Watts 18	Skinner 7
				Westphal 16			Burleson 7
							Norwood 7
4/20/76	Seattle	Phoenix	130-114	Westphal 39	Heard 11	Brown 33	Burleson 20
4/25/76	Seattle	Seattle	108-114	Westphal 27	Awtrey 12	Seals 28	Norwood 13
4/27/76	Seattle	Phoenix	123-112	Erickson 20	Heard 9	Seals 24	Seals 7
						Watts 9	Watts 24

*(Phoenix 4, Seattle 2)*

5/2/76	Golden State	Golden State	103-128	Perry 22	Adams 14	Barry 38	Ray 11
5/5/76	Golden State	Golden State	108-101	Westphal 31	Heard 12	Barry 44	G. Johnson 11
5/7/76	Golden State	Phoenix	91-99	Westphal 24	Adams 14	Wilkes 22	Barry 7
5/9/76	Golden State	Phoenix	133-129**	Erickson 28	Heard 18	Smith 30	Wilkes 14
5/12/76	Golden State	Golden State	95-111	Perry 23	Perry 18	Smith 25	Ray 16
5/14/76	Golden State	Phoenix	105-104	Erickson 24	Heard 15	Barry 30	Ray 12
5/16/76	Golden State	Golden State	94-86	Heard 21	Adams 20	Barry 20	Wilkes 13
				Westphal 21			Ray 13

*(Phoenix 4, Golden State 3)*

5/23/76	Boston	Boston	87-98	Adams 26	Perry 10	Cowens 25	Cowens 21
5/27/76	Boston	Boston	90-105	Westphal 28	Adams 15	Havlicek 23	Silas 17
5/30/76	Boston	Phoenix	105-98	Adams 33	Adams 14	White 24	Cowens 17
6/2/76	Boston	Phoenix	109-107	Westphal 28	Heard 15	White 25	Silas 14
6/4/76	Boston	Boston	126-128***	Sobers 25	Perry 15	White 33	Cowens 19
				Westphal 25			
6/6/76	Boston	Phoenix	80-87	Adams 20	Heard 10	Scott 25	Cowens 17

*(Boston 4, Phoenix 2)*

### 1977-78 (SUNS 49-33 IN REGULAR SEASON)

DATE	OPPONENT	SITE	SUNS-OPP	SUNS HIGH SCORER	SUNS HIGH REBOUNDER	OPP HIGH SCORER	OPP HIGH REBOUNDER
4/11/78	Milwaukee	Phoenix	103-111	Davis 31	Adams 9	Winters 31	M. Johnson 16
4/14/78	Milwaukee	Milwaukee	90-94	Westphal 32	Davis 9	M. Johnson 33	Meyers 14

*(Milwaukee 2, Phoenix 0)*

### 1978-79 (SUNS 50-32 IN REGULAR SEASON)

DATE	OPPONENT	SITE	SUNS-OPP	SUNS HIGH SCORER	SUNS HIGH REBOUNDER	OPP HIGH SCORER	OPP HIGH REBOUNDER
4/10/79	Portland	Phoenix	107-103	Westphal 28	Davis 5	Brewer 26	Lucas 10
4/13/79	Portland	Portland	92-96	Davis 31	Adams 5		Thompson 10
4/15/79	Portland	Phoenix	101-91	Davis 26	Heard 9	Brewer 21	Thompson 17
				Westphal 26	Heard 12	Thompson 16	Lucas 16
						Lucas 16	Steele 16

*(Phoenix 2, Portland 1)*

4/17/79	Kansas City	Phoenix	102-99	Westphal 25	Robinson 12	Birdsong 20	Lacey 12
4/20/79	Kansas City	Kansas City	91-111	Robinson 17	Robinson 13	Birdsong 23	Wedman 10
4/22/79	Kansas City	Phoenix (ASU)	108-93	Davis 22	Adams 9	Wedman 22	Robinson 10
						Birdsong 22	
4/25/79	Kansas City	Kansas City	108-94	Westphal 26	Heard 14	Wedman 21	Lacey 13
4/27/79	Kansas City	Phoenix	120-99	Westphal 32	Kramer 11	Birdsong 21	Lacey 10

*(Phoenix 4, Kansas City 1)*

5/1/79	Seattle	Seattle	93-108	Adams 18	Adams 12	Williams 27	Sikma 11
5/4/79	Seattle	Seattle	97-103	Westphal 29	Robinson 9	J. Johnson 21	Shelton 15
5/6/79	Seattle	Phoenix	113-103	Westphal 25	Davis 10	Williams 35	J. Johnson 9
							Sikma 9
5/8/79	Seattle	Phoenix	100-91	Davis 27	Heard 12	Williams 22	Shelton 10
5/11/79	Seattle	Seattle	99-93	Westphal 27	Robinson 14	D. Johnson 24	Sikma 12
5/13/79	Seattle	Phoenix	105-106	Westphal 29	Kramer 8	D. Johnson 23	Sikma 10
5/17/79	Seattle	Seattle	110-114	Davis 26	Robinson 14	Sikma 33	Sikma 11

*(Seattle 4, Phoenix 3)*

# YEAR-BY-YEAR PLAYOFF RESULTS

## 1979-80 (SUNS 55-27 IN REGULAR SEASON)

DATE	OPPONENT	SITE	SUNS-OPP	SUNS HIGH SCORER	SUNS HIGH REBOUNDER	OPP HIGH SCORER	OPP HIGH REBOUNDER
4/2/80	Kansas City	Phoenix	96-93	Westphal 23	Robinson 14	Birdsong 23	King 10
4/4/80	Kansas City	Kansas City	96-106	Adams 22	Adams 12	Wedman 32	Wedman 9
4/6/80	Kansas City	Phoenix	114-99	Davis 22	Adams 20	Wedman 24	King 11
<i>(Phoenix 2, Kansas City 1)</i>							
4/8/80	L.A. Lakers	Los Angeles	110-119	Davis 24	Kelley 10	Abdul-Jabbar 30	Abdul-Jabbar 12
4/9/80	L.A. Lakers	Los Angeles	128-131*	Westphal 37	Heard 9	Abdul-Jabbar 32	Johnson 12
4/11/80	L.A. Lakers	Phoenix	105-108	Davis 28	Heard 11	Abdul-Jabbar 37	Johnson 13
4/13/80	L.A. Lakers	Phoenix	127-101	Westphal 25	Heard 9	Abdul-Jabbar 25	Abdul-Jabbar 11
4/15/80	L.A. Lakers	Los Angeles	101-126	Davis 24	Adams 6	Abdul-Jabbar 35	Abdul-Jabbar 16
<i>(Los Angeles 4, Phoenix 1)</i>							

## 1980-81 (SUNS 57-25 IN REGULAR SEASON)

FIRST ROUND BYE

DATE	OPPONENT	SITE	SUNS-OPP	SUNS HIGH SCORER	SUNS HIGH REBOUNDER	OPP HIGH SCORER	OPP HIGH REBOUNDER
4/7/81	Kansas City	Phoenix	102-80	Davis 16	Cook 12	King 15	King 8
4/8/81	Kansas City	Phoenix	83-88	D. Johnson 16			
4/10/81	Kansas City	Kansas City	92-93	D. Johnson 31	Robinson 8	Wedman 24	King 12
4/12/81	Kansas City	Kansas City	95-102	Adams 19	D. Johnson 9	King 29	Lacey 12
4/15/81	Kansas City	Phoenix	101-89	D. Johnson 19	Robinson 13	Grunfeld 27	Lacey 11
4/17/81	Kansas City	Kansas City	81-76	Robinson 23	Robinson 20	King 29	Douglas 8
4/19/81	Kansas City	Phoenix	88-95	Davis 20	Robinson 20	King 29	Lacey 8
				D. Johnson 17	Robinson 10	Wedman 19	Lacey 12
				D. Johnson 28	D. Johnson 7	King 23	King 7
					Adams 7	Grunfeld 23	Lacey 7
<i>(Kansas City 4, Phoenix 3)</i>							

## 1981-82 (SUNS 46-36 IN REGULAR SEASON)

DATE	OPPONENT	SITE	SUNS-OPP	SUNS HIGH SCORER	SUNS HIGH REBOUNDER	OPP HIGH SCORER	OPP HIGH REBOUNDER
4/20/82	Denver	Denver	113-129	Macy 22	Robinson 13	Vandeweghe 29	English 10
4/23/82	Denver	Phoenix	126-110	Johnson 29	Adams 9	Issel 26	English 6
4/24/82	Denver	Denver	124-119	Davis 30	Robinson 9	Issel 26	Issel 10
<i>(Phoenix 2, Denver 1)</i>							
4/27/82	L.A. Lakers	Los Angeles	96-115	Adams 20	Robinson 14	Wilkes 28	McAdoo 12
4/28/82	L.A. Lakers	Los Angeles	98-117	D. Johnson 20			
4/30/82	L.A. Lakers	Phoenix	106-114	Johnson 27	Nance 11	Abdul-Jabbar 24	E. Johnson 12
5/2/82	L.A. Lakers	Phoenix	107-112	Adams 23	Adams 12	Wilkes 26	E. Johnson 14
				Johnson 31	Nance 6	Wilkes 24	Abdul-Jabbar 13
					Macy 6	Abdul-Jabbar 24	
<i>(Los Angeles 4, Phoenix 0)</i>							

## 1982-83 (SUNS 53-29 IN REGULAR SEASON)

DATE	OPPONENT	SITE	SUNS-OPP	SUNS HIGH SCORER	SUNS HIGH REBOUNDER	OPP HIGH SCORER	OPP HIGH REBOUNDER
4/19/83	Denver	Phoenix	121-108	Johnson 28	Johnson 12	Vandeweghe 32	Dunn 12
4/21/83	Denver	Denver	99-113	Davis 31	Edwards 9	Vandeweghe 26	Issel 11
4/24/83	Denver	Phoenix	112-117*	Davis 29	Nance 12	English 42	Dunn 12
<i>(Denver 2, Phoenix 1)</i>							

## 1983-84 (SUNS 41-41 IN REGULAR SEASON)

The playoff format, as we know it today, was implemented. Eight teams from each conference make the playoffs, with the division winners having the top two seeds in each conference. The first seed goes to the division winner with the best record. The remaining seedings are likewise determined by record.

DATE	OPPONENT	SITE	SUNS-OPP	SUNS HIGH SCORER	SUNS HIGH REBOUNDER	OPP HIGH SCORER	OPP HIGH REBOUNDER
4/18/84	Portland	Portland	113-106	Edwards 23	Nance 9	Carr 24	Natt 9
4/20/84	Portland	Portland	116-122	Davis 25	Lucas 5	Paxson 27	Thompson 13
4/22/84	Portland	Phoenix	106-103	Davis 27	Davis 5		
4/24/84	Portland	Phoenix	110-113	Davis 29	Lucas 10	Valentine 29	MT/MC 8
4/26/84	Portland	Portland	117-105	Davis 29	Lucas 10	Natt 30	Natt 8
<i>(Phoenix 3, Portland 2)</i>							
4/29/84	Utah	Utah	95-105	Davis 21	Edwards 8	Dantley 36	Bailey 13
5/2/84	Utah	Utah	102-97	Davis 28	Lucas 15	Dantley 26	Eaton 9
5/4/84	Utah	Phoenix	106-94	Davis 30	Lucas 14	Dantley 31	Eaton 11
5/6/84	Utah	Phoenix	111-110*	Davis 32	Adams 15	Dantley 37	Eaton 12
5/8/84	Utah	Utah	106-118	Lucas 19	Lucas 12	Dantley 46	Eaton 11
5/10/84	Utah	Phoenix	102-82	Davis 21	Nance 9	Dantley 23	Eaton 10
<i>(Phoenix 4, Utah 2)</i>							
5/12/84	L.A. Lakers	Los Angeles	94-110	Davis 24	Nance 15	McAdoo 20	Abdul-Jabbar 10
5/15/84	L.A. Lakers	Los Angeles	102-118	Nance 29	Nance 9	Abdul-Jabbar 21	Abdul-Jabbar 10
5/18/84	L.A. Lakers	Phoenix	135-127*	Davis 34	Lucas 17	Abdul-Jabbar 31	KA, MJ, JW 8
5/20/84	L.A. Lakers	Phoenix	115-126	Nance 27	Lucas 10	Abdul-Jabbar 31	KA, JW, KR 7
5/23/84	L.A. Lakers	Los Angeles	126-121	Davis 27	Nance 13	Abdul-Jabbar 28	McAdoo 8
5/25/84	L.A. Lakers	Phoenix	97-99	Davis 26	Lucas 13	Worthy 22	Johnson 11
<i>(Los Angeles 4, Phoenix 2)</i>							

## 1984-85 (SUNS 36-46 IN REGULAR SEASON)

DATE	OPPONENT	SITE	SUNS-OPP	SUNS HIGH SCORER	SUNS HIGH REBOUNDER	OPP HIGH SCORER	OPP HIGH REBOUNDER
4/18/85	L.A. Lakers	Los Angeles	114-142	Pittman 22	Lucas 11	McGee 22	Cooper 6
4/20/85	L.A. Lakers	Los Angeles	130-147	Adams 23	Lucas 9	Abdul-Jabbar 24	McAdoo 6
4/23/85	L.A. Lakers	Phoenix	103-119	Lucas 26	Lucas 13	Worthy 23	Rambis 7
<i>(Los Angeles 3, Phoenix 0)</i>							

# YEAR-BY-YEAR PLAYOFF RESULTS

1988-89 (Suns 55-27 in Regular Season)									
DATE	OPPONENT	SITE	SUNS-OPP	SUNS HIGH SCORER	SUNS HIGH REBOUNDER	OPP HIGH SCORER	OPP HIGH REBOUNDER		
4/28/89	Denver	Phoenix	104-103	Chambers 26	Chambers 17	Davis 34	Lever 12		
4/30/89	Denver	Phoenix	132-114	K. Johnson 26					
5/2/89	Denver	Denver	130-121	K. Johnson 34	Chambers 12	English 36	Adams 12		
				Chambers 32	Chambers 17	Davis 26	Turner 7		
				K. Johnson 32					
				(Phoenix 3, Denver 0)					
5/6/89	Golden State	Phoenix	130-103	Chambers 25	E. Johnson 9	Mullin 18	L. Smith 8		
						Teagle 18			
5/9/89	Golden State	Phoenix	122-127	E. Johnson 35	E. Johnson 9	Mullin 37	Richmond 13		
5/11/89	Golden State	Golden State	113-104	Chambers 31	Chambers 14	Mullin 32	Higgins 9		
						Corbin 14	Boi 9		
5/13/89	Golden State	Golden State	135-99	E. Johnson 34	Corbin 13	Mullin 28	Mullin 7		
5/16/89	Golden State	Phoenix	116-104	Chambers 24	Chambers 11	Richmond 23	L. Smith 9		
				K. Johnson 24					
				Majerle 24	E. Johnson 11				
				(Phoenix 4, Golden State 1)					
5/20/89	L.A. Lakers	Los Angeles	119-127	K. Johnson 27	Chambers 10	Worthy 32	Green 10		
5/23/89	L.A. Lakers	Los Angeles	95-101	K. Johnson 22	Chambers 10	Scott 30	Johnson 9		
5/26/89	L.A. Lakers	Phoenix	107-110	Chambers 26	Hornacek 11	Worthy 29	Worthy 12		
5/28/89	L.A. Lakers	Phoenix	117-122	Chambers 41	Chambers 13	Scott 35	Green 11		
				(Los Angeles 4, Phoenix 0)					

1989-90 (Suns 54-28 in Regular Season)									
DATE	OPPONENT	SITE	SUNS-OPP	SUNS HIGH SCORER	SUNS HIGH REBOUNDER	OPP HIGH SCORER	OPP HIGH REBOUNDER		
4/27/90	Utah	Utah	96-113	Majerle 23	Rambis 9	Malone 21	Malone 11		
4/29/90	Utah	Utah	105-87	K. Johnson 22	West 21	Malone 20	Malone 10		
5/2/90	Utah	Phoenix	120-105	K. Johnson 29	West 10	Bailey 30	Malone 7		
5/4/90	Utah	Phoenix	94-105	E. Johnson 33	West 11	Malone 33	Malone 11		
5/6/90	Utah	Utah	104-102	Chambers 32	West 11	Malone 26	Eaton 9		
				(Phoenix 3, Utah 2)					
5/8/90	L.A. Lakers	Los Angeles	104-102	Chambers 26	West 16	Johnson 22	Green 13		
						Worthy 22			
5/10/90	L.A. Lakers	Los Angeles	100-124	Hornacek 18	Five with 5	Worthy 27	Green 13		
5/12/90	L.A. Lakers	Phoenix	117-103	Chambers 34	Chambers 7	Worthy 27	Green 10		
						K. Johnson 7			
5/13/90	L.A. Lakers	Phoenix	114-101	K. Johnson 30	West 15	Johnson 43	Green 18		
5/15/90	L.A. Lakers	Los Angeles	106-103	K. Johnson 37	West 16	Johnson 43	Divac 8		
				(Phoenix 4, Los Angeles 1)					
5/21/90	Portland	Portland	98-100	Chambers 29	West 12	Drexler 20	Kersey 11		
5/23/90	Portland	Portland	107-108	Chambers 28	Chambers 14	Kersey 29	Kersey 11		
5/25/90	Portland	Phoenix	103-89	Chambers 24	Lang 10	Kersey 16	Bryant 7		
5/27/90	Portland	Phoenix	119-107	K. Johnson 28	West 12	Kersey 29	Williams 8		
5/29/90	Portland	Portland	114-120	K. Johnson 28	Chambers 13	Drexler 32	Kersey 11		
5/31/90	Portland	Phoenix	109-112	Hornacek 36	Rambis 12	Drexler 23	Williams 11		
				(Portland 4, Phoenix 2)					

1990-91 (Suns 55-27 in Regular Season)									
DATE	OPPONENT	SITE	SUNS-OPP	SUNS HIGH SCORER	SUNS HIGH REBOUNDER	OPP HIGH SCORER	OPP HIGH REBOUNDER		
4/25/91	Utah	Phoenix	90-129	Knight 18	Hornacek 5	K. Malone 27	KM, MB 11		
4/27/91	Utah	Phoenix	102-92	Hornacek 25	Lang 8	J. Malone 23	K. Malone 14		
4/30/91	Utah	Utah	98-107	Chambers 26	Hornacek 10	K. Malone 32	M. Brown 11		
5/2/91	Utah	Utah	93-101	Hornacek 30	Chambers 7	K. Malone 38	K. Malone 13		
				(Utah 3, Phoenix 1)					

1991-92 (Suns 53-29 in Regular Season)									
DATE	OPPONENT	SITE	SUNS-OPP	SUNS HIGH SCORER	SUNS HIGH REBOUNDER	OPP HIGH SCORER	OPP HIGH REBOUNDER		
4/24/92	San Antonio	Phoenix	117-111	Majerle 25	Ceballos 9	Cummings 30	Cummings 12		
4/26/92	San Antonio	Phoenix	119-107	TP, JH 10	TP, AL 10	Cummings 31	Cummings 10		
4/29/92	San Antonio	San Antonio	101-92	KJ, JH 22	Perry 9	Carr 20	TC, AC 12		
				(Phoenix 3, San Antonio 0)					
5/5/92	Portland	Portland	111-113	Johnson 24	KJ, TC 8	Porter 31	Drexler 10		
5/7/92	Portland	Portland	119-126	Johnson 35	Hornacek 11	CD, TP 27	Kersey 9		
5/9/92	Portland	Phoenix	124-117	Hornacek 30	TP, DM 9	Drexler 37	Kersey 9		
5/11/92	Portland	Phoenix	151-153**	Johnson 35	Majerle 11	Drexler 33	Kersey 10		
5/14/92	Portland	Portland	106-118	TC, TP 19	Chambers 8	Drexler 34	BW, JK 12		
				(Portland 4, Phoenix 1)					

1992-93 (Suns 62-20 in Regular Season)									
DATE	OPPONENT	SITE	SUNS-OPP	SUNS HIGH SCORER	SUNS HIGH REBOUNDER	OPP HIGH SCORER	OPP HIGH REBOUNDER		
4/30/93	L.A. Lakers	Phoenix	103-107	Barkley 34	Barkley 15	Threatt 35	Divac 10		
5/2/93	L.A. Lakers	Phoenix	81-86	CB, RD, TC 18	Barkley 21	Divac 19	Green, Divac 19		
5/4/93	L.A. Lakers	L.A. Lakers	107-102	Barkley 27	Barkley 11	Divac 30	Green 17		
5/6/93	L.A. Lakers	L.A. Lakers	101-86	Barkley 28	Barkley 11	Divac 17	Green 15		
5/9/93	L.A. Lakers	Phoenix	112-104*	Barkley 31	Barkley, Miller 14	Worthy 24	Green 19		
				(Phoenix 3, Los Angeles 2)					

# YEAR-BY-YEAR PLAYOFF RESULTS

1992-93 (CONT'D)											
5/11/93	San Antonio	Phoenix	98-89	KJ	25	Barkley	10	Robinson	32	Robinson	10
5/13/93	San Antonio	Phoenix	109-103	Barkley	35	Barkley	10	Robinson	27	Robinson	10
5/15/93	San Antonio	San Antonio	96-111	KJ	26	Barkley	14	Carr	21	DR, AJ	8
5/16/93	San Antonio	San Antonio	103-117	KJ	26	Barkley	12	Robinson	36	Robinson	16
5/18/93	San Antonio	Phoenix	109-97	Barkley	36	Barkley	12	Robinson, Ellis	24	Robinson	8
5/20/93	San Antonio	San Antonio	102-100	Barkley	28	Barkley	21	Robinson	22	Robinson	14
<i>(Phoenix 4, San Antonio 2)</i>											
5/24/93	Seattle	Phoenix	105-91	Ceballos	21	Barkley	14	McKey	17	Kemp	10
5/26/93	Seattle	Phoenix	99-103	Majerle	29	Barkley, Majerle	10	Pierce	34	McMillan	8
5/28/93	Seattle	Seattle	104-97	KJ	20	Barkley	16	Pierce	28	Kemp	12
5/30/93	Seattle	Seattle	101-120	Barkley	27	Barkley	7	Kemp, McKey	20	Kemp	8
6/1/93	Seattle	Phoenix	120-114	Barkley	43	Barkley	15	Kemp	33	Kemp, Perkins	6
6/3/93	Seattle	Seattle	102-118	KJ	22	Barkley	11	Pierce	27	Kemp	15
6/5/93	Seattle	Phoenix	123-110	Barkley	44	Barkley	24	E. Johnson	34	Kemp	8
<i>(Phoenix 4, Seattle 3)</i>											
6/9/93	Chicago	Phoenix	92-100	Barkley	21	Dumas	12	Jordan	31	Williams	8
6/11/93	Chicago	Phoenix	108-111	Barkley	42	Barkley	13	Jordan	42	Jordan, Pippen	12
6/13/93	Chicago	Chicago	129-121***	Majerle	28	Barkley	19	Jordan	44	Grant	17
6/16/93	Chicago	Chicago	105-111	Barkley	32	Barkley	12	Jordan	55	Grant	16
6/18/93	Chicago	Chicago	108-98	Dumas, KJ	25	Majerle	12	Jordan	41	Jordan, Grant	7
6/20/93	Chicago	Phoenix	98-99	DM, CB	21	Barkley	17	Jordan	33	Pippen	12
<i>(Chicago 4, Phoenix 2)</i>											

1993-94 (SUNS 56-26 IN REGULAR SEASON)											
DATE	OPPONENT	SITE	SUNS-OPP	SUNS HIGH SCORER	SUNS HIGH REBOUNDER	OPP HIGH SCORER	OPP HIGH REBOUNDER				
4/29/94	Golden State	Phoenix	111-104	Barkley	36	Barkley	19	Owens	27	Owens	17
5/1/94	Golden State	Phoenix	117-111	KJ	38	Green	10	Mullin	32	Webber	10
5/4/94	Golden State	Golden State	140-133	Barkley	56	Barkley	14	Mullin	30	CW/CG	8
<i>(Phoenix 3, Golden State 0)</i>											
5/8/94	Houston	Houston	91-87	Barkley	21	Barkley	12	Olajuwon	36	Olajuwon	16
5/11/94	Houston	Houston	124-117*	Barkley	34	Barkley	15	Olajuwon	31	Olajuwon	17
5/13/94	Houston	Phoenix	102-118	KJ	38	Barkley	14	Maxwell	34	Olajuwon	15
5/15/94	Houston	Phoenix	96-107	KJ	38	Barkley	14	Olajuwon	28	Thorpe	13
5/17/94	Houston	Houston	86-109	Barkley	30	Miller	7	OF/HO	20	Thorpe	13
5/19/94	Houston	Phoenix	103-89	KJ	28	Barkley	15	Olajuwon	23	Olajuwon	12
5/21/94	Houston	Houston	94-104	KJ	25	Barkley	15	Olajuwon	37	Olajuwon	17
<i>(Houston 4, Phoenix 3)</i>											

1994-95 (SUNS 59-23 IN REGULAR SEASON)											
DATE	OPPONENT	SITE	SUNS-OPP	SUNS HIGH SCORER	SUNS HIGH REBOUNDER	OPP HIGH SCORER	OPP HIGH REBOUNDER				
4/28/95	Portland	Phoenix	129-102	Barkley	29	Barkley	16	Strickland	23	Grant, Dudley	7
4/30/95	Portland	Phoenix	103-94	KJ	28	Green	15	Strickland	26	Williams	7
5/2/95	Portland	Portland	117-109	Barkley	47	Barkley	12	Strickland	21	C. Robinson	10
<i>(Phoenix 3, Portland 0)</i>											
5/9/95	Houston	Phoenix	130-108	Barkley	26	Green	15	Cassell	31	Brown	6
5/11/95	Houston	Phoenix	118-94	Barkley	30	Green	14	Olajuwon	25	Horry	8
5/13/95	Houston	Houston	85-118	KJ	14	Green	9	Olajuwon	36	Olajuwon	11
5/14/95	Houston	Houston	114-110	KJ	43	Green	12	Olajuwon	38	Horry	17
5/16/95	Houston	Phoenix	97-103*	KJ	28	Barkley, Green	20	Olajuwon	31	Olajuwon	16
5/18/95	Houston	Houston	103-116	Barkley	34	Barkley	14	Olajuwon	30	Olajuwon, Drexler	8
5/20/95	Houston	Phoenix	114-115	KJ	46	Barkley	23	Olajuwon, Drexler	29	Olajuwon	11
<i>(Houston 4, Phoenix 3)</i>											

1995-96 (SUNS 41-41 IN REGULAR SEASON)											
DATE	OPPONENT	SITE	SUNS-OPP	SUNS HIGH SCORER	SUNS HIGH REBOUNDER	OPP HIGH SCORER	OPP HIGH REBOUNDER				
4/26/96	San Antonio	San Antonio	98-120	Barkley	26	Barkley	12	Del Negro	29	Perdue	9
4/28/96	San Antonio	San Antonio	105-110	Barkley	30	Barkley	20	Robinson	40	Robinson	20
5/1/96	San Antonio	Phoenix	94-93	Barkley	25	Barkley	13	Robinson	22	Perdue	9
5/3/96	San Antonio	Phoenix	98-116	Barkley	21	Barkley	9	Robinson	30	Robinson	13
<i>(San Antonio 3, Phoenix 1)</i>											

1996-97 (SUNS 40-42 IN REGULAR SEASON)											
DATE	OPPONENT	SITE	SUNS-OPP	SUNS HIGH SCORER	SUNS HIGH REBOUNDER	OPP HIGH SCORER	OPP HIGH REBOUNDER				
4/25/97	Seattle	Seattle	106-101	Chapman	42	Johnson	7	Payton	23	Kemp	15
4/27/97	Seattle	Seattle	78-122	Chapman	18	Person	10	Kemp, Payton	23	Kemp	15
4/29/97	Seattle	Phoenix	110-103	Person	29	Person	10	Payton	34	Kemp	11
5/1/97	Seattle	Phoenix	115-122	KJ, Kidd	23	Manning	10	Payton	28	Kemp	20
5/3/97	Seattle	Seattle	92-116	Person	26	Person, Kidd	8	Schrempf	24	Kemp	11
<i>(Seattle 3, Phoenix 2)</i>											

1997-98 (SUNS 56-26 IN REGULAR SEASON)											
DATE	OPPONENT	SITE	SUNS-OPP	SUNS HIGH SCORER	SUNS HIGH REBOUNDER	OPP HIGH SCORER	OPP HIGH REBOUNDER				
4/23/98	San Antonio	Phoenix	96-102	Johnson	18	McCloud	9	Duncan	32	Robinson	15
4/25/98	San Antonio	Phoenix	108-101	McCloud	22	McDyess	11	Robinson	23	Robinson	16
4/27/98	San Antonio	San Antonio	88-100	McDyess	26	McDyess	17	Duncan	22	Duncan	14
4/29/98	San Antonio	San Antonio	80-99	Johnson	18	McDyess	19	Johnson	30	Robinson	21
<i>(San Antonio 3, Phoenix 1)</i>											

1998-99 (SUNS 27-23 IN REGULAR SEASON)											
DATE	OPPONENT	SITE	SUNS-OPP	SUNS HIGH SCORER	SUNS HIGH REBOUNDER	OPP HIGH SCORER	OPP HIGH REBOUNDER				
5/8/99	Portland	Portland	85-95	Kidd	17	Gugliotta	9	Rider	25	Grant	10
5/10/99	Portland	Portland	99-110	McCloud, Garrity	15	Gugliotta	9	Grant, Stoudamire	22	Sabonis	9
5/12/99	Portland	Phoenix	93-103	Robinson	24	Robinson, Gugliotta	7	Grant	20	Sabonis	11
<i>(Portland 3, Phoenix 0)</i>											

# YEAR-BY-YEAR PLAYOFF RESULTS

## 1999-2000 (SUNS 53-29 IN REGULAR SEASON)

DATE	OPPONENT	SITE	SUNS-OPP	SUNS HIGH SCORER	SUNS HIGH REBOUNDER	OPP HIGH SCORER	OPP HIGH REBOUNDER
4/22/00	San Antonio	San Antonio	72-70	Hardaway/Robinson 17	Marion 9	Elliott 15	Walker 16
4/25/00	San Antonio	San Antonio	70-85	Hardaway 19	Blount 11	D.Robinson 25	D.Robinson 15
4/29/00	San Antonio	Phoenix	101-94	Hardaway 17	Marion 14	D.Robinson 37	D.Robinson 13
5/2/00	San Antonio	Phoenix	89-78	Hardaway 23	Marion/Rogers 10	D.Robinson 21	D.Robinson 16
<i>(Phoenix 3, San Antonio 1)</i>							
5/7/00	L.A. Lakers	Los Angeles	77-105	Hardaway 25	Kidd/Blount 7	O'Neal 37	O'Neal 14
5/10/00	L.A. Lakers	Los Angeles	96-97	Robinson 30	Marion/Blount 9	O'Neal 38	O'Neal 20
5/12/00	L.A. Lakers	Phoenix	99-105	Hardaway 31	Robinson 9	O'Neal 37	O'Neal 17
5/14/00	L.A. Lakers	Phoenix	117-98	Robinson 32	Kidd 10	O'Neal 24	O'Neal 9
5/16/00	L.A. Lakers	Los Angeles	65-87	Day 10	Rogers 8	Bryant 17	O'Neal 21
<i>(Los Angeles 4, Phoenix 1)</i>							

## 2000-01 (SUNS 51-31 IN REGULAR SEASON)

DATE	OPPONENT	SITE	SUNS-OPP	SUNS HIGH SCORER	SUNS HIGH REBOUNDER	OPP HIGH SCORER	OPP HIGH REBOUNDER
4/22/01	Sacramento	Sacramento	86-83	Marion 21	Tsakalidis 11	Webber 27	Webber 15
4/25/01	Sacramento	Sacramento	90-116	Delk 14	Gugliotta 8	Stojakovic 22	Webber/Jackson 9
4/29/01	Sacramento	Phoenix	96-104	Kidd 19	Marion 10	Webber 23	Divac 12
5/2/01	Sacramento	Phoenix	82-89	Robinson 24	Tsakalidis 12	Stojakovic 37	Pollard 13
<i>(Sacramento 3, Phoenix 1)</i>							

## 2002-03 (SUNS 44-38 IN REGULAR SEASON)

BEGINNING WITH THE 2003 POSTSEASON, ALL FIRST-ROUND SERIES WERE SWITCHED TO BEST-OF-SEVEN SERIES.

DATE	OPPONENT	SITE	SUNS-OPP	SUNS HIGH SCORER	SUNS HIGH REBOUNDER	OPP HIGH SCORER	OPP HIGH REBOUNDER
4/19/03	San Antonio	San Antonio	96-95*	Marbury 26	Marion 12	Jackson 23	Duncan 13
4/21/03	San Antonio	San Antonio	76-84	Marbury 32	Marion 12	Jackson 23	Duncan 12
4/25/03	San Antonio	Phoenix	86-89	Marbury 25	Johnson 9	Parker 29	Duncan 23
4/27/03	San Antonio	Phoenix	86-84	Marbury 18	Marion 14	Duncan 24	Rose 14
4/29/03	San Antonio	San Antonio	82-94	Marion 22	Stoudemire 14	Rose 27	Duncan 17
5/1/03	San Antonio	Phoenix	85-87	Marion 24	Marion 15	Jackson 21	Duncan 20
<i>(San Antonio 4, Phoenix 2)</i>							

## 2004-05 (SUNS 62-20 IN REGULAR SEASON)

4/24/05	Memphis	Phoenix	114-103	Marion 26	Marion 13	Miller 19	Battier 9
4/27/05	Memphis	Phoenix	108-103	Stoudemire 34	Marion 13	Gasol 28	Gasol 16
4/29/05	Memphis	Memphis	110-90	Stoudemire 30	Marion 13	Wright 14	3 players 8
5/1/05	Memphis	Memphis	123-115	Johnson 25	Marion 11	Gasol 28	Battier, Jones 5
<i>(Phoenix 4, Memphis 0)</i>							
5/9/05	Dallas	Phoenix	127-102	Stoudemire 40	Stoudemire 16	Nowitzki 28	Nowitzki 13
5/11/05	Dallas	Phoenix	106-108	Stoudemire 30	Stoudemire 16	Finley 31	Nowitzki, Dampier 12
5/13/05	Dallas	Dallas	119-102	Stoudemire 37	Stoudemire 14	Nowitzki 21	Nowitzki 13
5/15/05	Dallas	Dallas	109-119	Nash 48	Marion 12	Howard 28	Dampier 11
5/18/05	Dallas	Phoenix	114-108	Nash 34	Stoudemire 18	Nowitzki 34	Dampier 14
5/20/05	Dallas	Dallas	130-126*	Nash 39	Marion 16	Terry 36	Howard 14
<i>(Phoenix 4, Dallas 2)</i>							
5/22/05	San Antonio	Phoenix	114-121	Stoudemire 41	Marion, Stoudemire 9	Parker 29	Duncan 15
5/24/05	San Antonio	Phoenix	108-111	Stoudemire 37	Marion 12	Duncan 30	Duncan, Mohammed 8
5/28/05	San Antonio	San Antonio	92-102	Stoudemire 34	Stoudemire 11	Duncan 33	Duncan 15
5/30/05	San Antonio	San Antonio	111-106	Stoudemire 31	Marion 14	Ginobili 28	Duncan 16
6/1/05	San Antonio	Phoenix	95-101	Stoudemire 42	Stoudemire 16	Duncan 31	Duncan 15
<i>(San Antonio 4, Phoenix 1)</i>							

\* Overtime \*\* Double Overtime \*\*\* Triple Overtime

# ALL-TIME PLAYOFF TRIPLE-DOUBLES

Date	Opponent	Player	Points	Rebounds	Assists	Score
6/1/93	Seattle	Charles Barkley	43	15	10	120-114
6/16/93	@Chicago	Charles Barkley	32	12	10	105-111
4/29/00	San Antonio	Anfernee Hardaway	17	12	13	101-94
5/14/00	L.A. Lakers	Jason Kidd	22	10	16	117-98
5/18/05	Dallas	Steve Nash	34	13	12	114-108

Suns are 4-1 when a Phoenix player records a playoff triple-double

# ALL-TIME SCORING HIGHS & LOWS

## HIGHEST SUNS SCORING PERFORMANCES (PLAYOFFS)

5/11/92	vs. Portland	151-153 (2ot)
5/4/94	at Golden State	140-133
5/13/89	at Golden State	135-99
5/18/84	vs. L.A. Lakers	135-127 (ot)
5/9/76	vs. Golden State	133-129 (2ot)
4/30/89	vs. Denver	132-114
5/20/05	at Dallas	130-126 (ot)
5/9/95	vs. Houston	130-108
5/6/89	vs. Golden State	130-103
5/2/89	at Denver	130-121
4/20/85	at L.A. Lakers	130-147
4/20/76	vs. Seattle	130-114

\*\* Suns are 10-2 when scoring 130 or more points

## LOWEST SUNS SCORING PERFORMANCES (PLAYOFFS)

5/16/00	at L.A. Lakers	65-87
4/25/00	at San Antonio	70-85
4/22/00	at San Antonio	72-70
4/21/03	at San Antonio	76-84
5/7/00	at L.A. Lakers	77-105
4/27/97	at Seattle	78-122
4/29/98	at San Antonio	80-99
6/6/76	at Boston	80-87
5/2/93	vs. L.A. Lakers	81-86
4/17/81	at Kansas City	81-76
4/29/03	at San Antonio	82-94
5/2/01	vs. Sacramento	82-89

\*\* Suns are 2-17 when scoring below 90 points

## HIGHEST OPPONENT SCORING PERFORMANCES (PLAYOFFS)

5/11/92	vs. Portland	151-153 (2ot)
4/20/85	at L.A. Lakers	130-147
4/18/85	at L.A. Lakers	114-142
4/5/70	at L.A. Lakers	121-138
5/4/94	at Golden State	140-133
4/9/80	at L.A. Lakers	128-131 (ot)
4/25/91	vs. Utah	90-129
4/50/82	at Denver	113-129
5/9/76	vs. Golden State	133-129 (2ot)
5/2/76	at Golden State	103-128

## LOWEST OPPONENT SCORING PERFORMANCES (PLAYOFFS)

4/22/00	at San Antonio	72-70
4/17/81	at Kansas City	81-76
5/2/00	vs. San Antonio	89-78
4/7/81	vs. Kansas City	102-80
5/10/84	vs. Utah	102-82
4/22/01	at Sacramento	86-83
4/21/03	at San Antonio	76-84
4/27/03	vs. San Antonio	86-84
4/29/00	at San Antonio	70-85
5/6/93	at L.A. Lakers	101-86
5/2/93	vs. L.A. Lakers	81-86

\*\*Suns are 14-7 when holding opponent below 90 points

## SUNS LARGEST MARGINS OF VICTORY (PLAYOFFS)

36	at Golden State	135-99	5/13/89
27	vs. Portland	129-102	4/28/95
27	vs. Golden State	130-103	5/6/89
26	vs. L.A. Lakers	127-101	4/13/80
25	vs. Dallas	127-102	5/9/05
24	vs. Houston	118-94	5/11/95
24	vs. Portland	103-89	5/25/90

## SUNS LARGEST MARGINS OF DEFEAT (PLAYOFFS)

44	at Seattle	78-122	4/27/97
39	vs. Utah	90-129	4/25/91
35	at L.A. Lakers	94-129	4/9/70
33	at Houston	85-118	5/13/95
28	at L.A. Lakers	77-105	5/7/00
28	at L.A. Lakers	114-142	4/18/85

# SUNS PLAYOFF HIGHS

## INDIVIDUAL RECORDS

### Minutes

62***	Kevin Johnson at Chicago	6/13/93
59***	Dan Majerle at Chicago	6/13/93
53*	Stephon Marbury at San Antonio	4/19/03
	Shawn Marion at San Antonio	4/19/03
53***	Charles Barkley at Chicago	6/13/93
51*	Shawn Marion at Dallas	5/20/05

### Field Goals Made

23	Charles Barkley at Golden State	5/4/94
----	---------------------------------	--------

### Field Goals Attempted

32	Amaré Stoudemire vs. San Antonio	6/1/05
31	Kevin Johnson vs. Houston	5/15/94
31	Charles Barkley at Golden State	5/4/94
31	Kevin Johnson vs. Golden State	5/1/94

### 3-PT. Field Goals Made

9#	Rex Chapman vs. Seattle	4/25/97
----	-------------------------	---------

### Free Throws Made

21	Kevin Johnson vs. Houston	5/20/95
----	---------------------------	---------

### Free Throws Attempted

22	Amaré Stoudemire vs. San Antonio	6/1/05
22	Kevin Johnson vs. Houston	5/20/95

### Offensive Rebounds

10	Charles Barkley vs. Seattle	6/5/93
10	Mark West at L.A. Lakers	5/8/90

### Defensive Rebounds

17	Charles Barkley several times; last vs. Houston	5/20/95
17	Tom Chambers at Denver	5/2/89
17	Tom Chambers vs. Denver	4/28/89
17	Alvan Adams vs. Kansas City	4/6/80
17	Alvan Adams at Golden State	5/16/76

### Rebounds

24	Charles Barkley vs. Seattle	6/5/93
----	-----------------------------	--------

### Assists

19	Kevin Johnson vs. San Antonio	4/26/92
----	-------------------------------	---------

### Steals

7	Charles Barkley vs. San Antonio	5/13/93
---	---------------------------------	---------

### Blocks

7	Oliver Miller vs. L.A. Lakers	5/9/93
7	Mark West at L.A. Lakers	5/8/90

### Points

56	Charles Barkley at Golden State	5/4/94
48	Steve Nash at Dallas	5/15/05
47	Charles Barkley at Portland	5/2/95
46	Kevin Johnson at Houston	5/20/95
44	Charles Barkley vs. Seattle	6/5/93
43	Kevin Johnson at Houston	5/14/94

## TEAM RECORDS

### Field Goals Made

58	vs. Denver	4/23/82
----	------------	---------

### Field Goals Attempted

115**	vs. Portland	5/11/92
-------	--------------	---------

### Field Goal Percentage

.610	vs. Portland (50-82)	5/25/90
------	----------------------	---------

### 3-PT. Field Goals Made

15	vs. Memphis	4/24/05
----	-------------	---------

### Free Throws Made

57#	vs. Seattle	6/5/93
-----	-------------	--------

### Free Throws Attempted

64	vs. Seattle	6/5/93
----	-------------	--------

### Rebounds

70	at L.A. Lakers	3/29/70
----	----------------	---------

### Assists

44*	at L.A. Lakers	4/9/80
38	vs. Portland	5/25/90

### Personal Fouls

38	vs. Seattle	6/5/93
38**	vs. Portland	5/11/92
36*	vs. L.A. Lakers	5/18/84
36	at Portland	5/2/95

### Steals

17	vs. Denver	4/19/83
----	------------	---------

### Blocks

16	vs. Seattle	5/24/93
----	-------------	---------

### Turnovers

30	at Golden State	5/2/76
----	-----------------	--------

### Points

GAME	151**	vs. Portland	5/11/92
	140	at Golden State	5/4/94
HALF	86**	vs. Portland (2nd)	5/11/92
	81***	at Boston (2nd)	6/4/76
QTR	43	vs. Houston (2nd)	5/9/95
OT	19	at Dallas	5/20/05

### Suns Largest Margin of Victory

36	Suns 135, Warriors 99	5/13/89
----	-----------------------	---------

\* OVERTIME PERIODS # NBA RECORD

# SUNS PLAYOFF LOWS

## Field Goals Made

21 at Seattle 4/27/97

## Field Goals Attempted

68 at Portland 5/2/95

## Field Goal Percentage

.269 at Seattle 4/27/97

## Free Throws Made

6 at Seattle 5/3/97

## Free Throws Attempted

9 at Seattle 5/3/97

9 at Kansas City 4/4/80

## Rebounds

27 at Seattle 5/13/79

## Assists

9 at San Antonio 4/25/00

## Personal Fouls

13 at Houston 5/8/94

## Steals

0 at Seattle 4/15/76

## Blocks

0 at Houston 5/13/95

## Turnovers

5 at Memphis 4/29/05

## Points

GAME 65 at L.A. Lakers 5/16/00

HALF 23 at L.A. Lakers (2nd) 5/16/00

QTR 9 at L.A. Lakers (4th) 5/16/00

O.T. 4\*\*\* at Chicago (1st) 6/13/93

\*OVERTIME PERIODS # NBA RECORD

# OPPONENTS PLAYOFF HIGHS

## INDIVIDUAL RECORDS

### Minutes

60***	JoJo White at Boston	6/4/76
58***	B.J. Armstrong at Chicago	6/13/93
57***	Michael Jordan at Chicago	6/13/93
56***	Scottie Pippen at Chicago	6/13/93
53*	Gary Payton vs. Seattle	5/1/97
48	Several players	

### Field Goals Made

21	Michael Jordan at Chicago	6/16/93
----	---------------------------	---------

### Field Goals Attempted

43***	Michael Jordan at Chicago	6/13/93
37	Michael Jordan at Chicago	6/16/93

### 3-PT. Field Goals Made

8	Gary Payton vs. Seattle	4/29/97
---	-------------------------	---------

### Free Throws Made

18	David Robinson at San Antonio	5/16/93
----	-------------------------------	---------

### Free Throws Attempted

23	David Robinson at San Antonio	5/16/93
----	-------------------------------	---------

### Rebounds

27	Wilt Chamberlain at L.A. Lakers	4/9/70
----	---------------------------------	--------

### Assists

24	Earvin Johnson at L.A. Lakers	5/15/84
----	-------------------------------	---------

### Steals

6	Several players	
---	-----------------	--

### Blocks

8	Samaki Walker at San Antonio	4/25/00
---	------------------------------	---------

### Points

55	Michael Jordan vs. Chicago	6/16/93
----	----------------------------	---------

## TEAM RECORDS

### Field Goals Made

61	at L.A. Lakers	4/18/85
----	----------------	---------

### Field Goals Attempted

130***	at Chicago	6/13/93
106	at Seattle	5/4/79
106	at L.A. Lakers	3/25/70

### Field Goal Percentage

.651	vs. Utah (54-83)	4/25/91
------	------------------	---------

### 3-PT. Field Goals Made

16*	vs. Seattle (16-33)	5/1/97
-----	---------------------	--------

### Free Throws Made

40*	at L.A. Lakers	4/9/80
37	at Portland	5/5/92

### Free Throws Attempted

53**	vs. Portland	5/11/92
48	vs. Seattle	4/20/76

### Rebounds

68	at L.A. Lakers	4/9/70
----	----------------	--------

### Assists

44	at L.A. Lakers	4/9/70
----	----------------	--------

### Personal Fouls

38	vs. Seattle	6/5/93
----	-------------	--------

### Steals

20	at Golden State	5/2/76
----	-----------------	--------

### Blocks

14	at Seattle	5/4/79
----	------------	--------

### Turnovers

31	vs. Seattle	5/6/79
----	-------------	--------

### Points

GAME 153**	vs. Portland	5/11/92
147	at L.A. Lakers	4/20/85
HALF 79**	vs. Portland (2nd)	5/11/92
77	at L.A. Lakers (1st)	4/18/85
QTR 45	at L.A. Lakers (1st)	4/18/85
O.T. 16***	at Boston (3rd)	6/4/76

### Opponents Largest Margin of Victory

44	Seattle 122, Suns 78	4/27/97
----	----------------------	---------

\*OVERTIME PERIODS # NBA RECORD

# OPPONENTS PLAYOFF LOWS

## Field Goals Made

27 at San Antonio 4/22/00

## Field Goals Attempted

62 Portland 5/12/99

## Field Goal Percentage

.358 at San Antonio (29-81) 4/25/00

.358 at Seattle (38-106) 5/4/79

## Free Throws Made

4 at Houston 5/8/94

## Free Throws Attempted

8 at Houston 5/8/94

## Rebounds

25 Seattle 6/1/93

## Assists

13\* at Dallas 5/20/05

13 vs. San Antonio 4/27/03

13 at Portland 4/26/84

## Personal Fouls

13 at Houston 5/17/94

13 at Kansas City 4/4/80

## Steals

1 at Boston 5/23/76

\*OVERTIME PERIODS # NBA RECORD

## Blocks

0\*\*\* at Boston 6/4/76

0 at Portland twice; last 5/2/95

## Turnovers

7 at Denver 4/21/83

7 at Denver 4/20/82

## Points

GAME 70 at San Antonio 4/22/00

HALF 32 Kansas City (1st) 4/2/80

QTR 8# at Houston (4th) 5/11/94

O.T. 4\*\*\* at Chicago (1st) 6/13/93

# ALL-TIME PLAYOFF LEADERS

## GAMES

Kevin Johnson	105
Dan Majerle	83
Alvan Adams	78
Mark West	71
Tom Chambers	63
Alvin Scott	61
Walter Davis	59
Charles Barkley	48
Garfield Heard	44
Paul Westphal	44
Danny Ainge	44

## POINTS

Kevin Johnson	2,026
Walter Davis	1,288
Charles Barkley	1,273
Dan Majerle	1,120
Alvan Adams	1,076
Tom Chambers	1,018
Paul Westphal	956
Jeff Hornacek	703
Paul Westphal	956
Jeff Hornacek	703
<b>Amaré Stoudemire</b>	<b>534</b>
<b>Shawn Marlon</b>	<b>516</b>

## REBOUNDS

Charles Barkley	644
Alvan Adams	588
Dan Majerle	411
Mark West	371
Garfield Heard	370
<b>Shawn Marlon</b>	<b>359</b>
Tom Chambers	357
Kevin Johnson	336
Len "Truck" Robinson	269
Maurice Lucas	214

## STEALS

Kevin Johnson	132
Dan Majerle	106
Alvan Adams	88
Charles Barkley	81
Walter Davis	80
Garfield Heard	62
Paul Westphal	61
Jeff Hornacek	57
Jason Kidd	51
<b>Shawn Marlon</b>	<b>44</b>

## ASSISTS

Kevin Johnson	935
Alvan Adams	320
Walter Davis	296
Jason Kidd	217
Paul Westphal	210
Dan Majerle	204
Charles Barkley	197
Jeff Hornacek	185
<b>Steve Nash</b>	<b>178</b>
Kyle Macy	155

## BLOCKS

Mark West	114
Garfield Heard	78
Alvan Adams	77
Oliver Miller	71
<b>Shawn Marlon</b>	<b>57</b>
Alvin Scott	51
Larry Nance	51
Charles Barkley	49
Tom Chambers	42
Dan Majerle	42

## FIELD GOALS MADE

Kevin Johnson	707
Walter Davis	523
Charles Barkley	462
Alvan Adams	440
Dan Majerle	403
Paul Westphal	398
Tom Chambers	365
Jeff Hornacek	270
<b>Amaré Stoudemire</b>	<b>187</b>
Mark West	179

## FIELD GOALS ATTEMPTED

Kevin Johnson	1,504
Walter Davis	1,039
Dan Majerle	948
Charles Barkley	950
Alvan Adams	930
Tom Chambers	848
Paul Westphal	799
Jeff Hornacek	547
<b>Shawn Marlon</b>	<b>478</b>
Garfield Heard	397

## FREE THROWS MADE

Kevin Johnson	594
Charles Barkley	313
Tom Chambers	268
Walter Davis	237
Dan Majerle	199
Alvan Adams	196
<b>Amaré Stoudemire</b>	<b>159</b>
Paul Westphal	159
Jeff Hornacek	146
Mark West	85
Garfield Heard	85

## FREE THROWS ATTEMPTED

Kevin Johnson	713
Charles Barkley	410
Tom Chambers	315
Walter Davis	290
Dan Majerle	260
Alvan Adams	256
<b>Amaré Stoudemire</b>	<b>211</b>
Paul Westphal	200
Jeff Hornacek	160
Mark West	143

## SCORING AVERAGE

(10 GAMES MINIMUM)

Charles Barkley	26.5
<b>Amaré Stoudemire</b>	<b>25.4</b>
Walter Davis	21.8
Paul Westphal	21.7
Dennis Johnson	20.4
Kevin Johnson	19.3
Jeff Hornacek	17.6
Maurice Lucas	17.3
Anfernee Hardaway	17.3
<b>Steve Nash</b>	<b>16.7</b>

## THREE-POINT FIELD GOALS MADE

Dan Majerle	115
Danny Ainge	62
Wesley Person	40
Charles Barkley	36
Jim Jackson	32
Quentin Richardson	32
<b>Shawn Marlon</b>	<b>29</b>
Eddie Johnson	28
Rex Chapman	25
Jason Kidd	24


## THREE-POINT FIELD GOALS ATTEMPTED

Dan Majerle	324
Danny Ainge	146
Charles Barkley	132
Wesley Person	107
Kevin Johnson	90
Jason Kidd	84
Quentin Richardson	82
<b>Shawn Marlon</b>	<b>78</b>
Eddie Johnson	76
Clifford Robinson	66

## THREE-POINT FIELD GOAL PERCENTAGE

(Minimum 10 Attempts)

Jim Jackson	516
Joe Johnson	449
Danny Ainge	425
Rex Chapman	407
Kyle Macy	404
<b>Leandro Barbosa</b>	<b>400</b>
Quentin Richardson	390
Wesley Person	374
<b>Shawn Marlon</b>	<b>372</b>
Eddie Johnson	368



# DIJON THOMPSON #1

**ROOKIE • UCLA • G/F • 6-7 • 195**  
**NOT ON PLAYOFF ROSTER**

**2005-06 REGULAR SEASON:** Underwent successful right knee microfracture surgery on March 13 and is out approximately six months... Averaged 2.8 points, 1.1 rebounds in 4.3 minutes in rookie season with Phoenix... Scored career-high 10 points, including 2-of-2 shooting from behind the arc, and added a career-high four rebounds in eight minutes vs. Portland on Dec. 6... Made NBA debut vs. Indiana by logging two minutes vs. Indiana on Nov. 30... Made final appearance of season vs. Chicago vs. Chicago on Feb. 4... Assigned to the Albuquerque Thunderbirds of the NBA Development League on Nov. 4... Was the first NBA D-League player to be recalled by his NBA team on Nov. 26... Averaged 16.7 points, 7.7 rebounds, 1.33 steals in 41.7 minutes in three games with the Thunderbirds and was a teammate of former Sun Yuta Tabuse, the first Japanese-born player to play in the NBA.

**PRO CAREER:** Selected with the 54th overall pick in the second round of the 2005 NBA Draft by New York, but his draft rights were traded to Phoenix along with Kurt Thomas in exchange for Quentin Richardson and the draft rights to Nate Robinson (21st pick) on June 28, 2005... Averaged 7.3 points, 2.3 rebounds and shot .372 (16-43 FG) from the floor in 27.8 minutes per game in six games at the 2005 Reebok Vegas Summer League.

**COLLEGE:** Averaged 12.5 points, 4.7 rebounds and 1.1 steals in 117 career games (72 starts) in four seasons with UCLA... Averaged 14.0 points or more in final three seasons with the Bruins and led team in scoring in final two seasons... Originally declared for the 2004 NBA Draft and participated in the 2004 NBA Pre-Draft Camp in Chicago, but withdrew his name from consideration... Earned First Team All-Pac 10 honors in senior season, averaging career highs of 18.4 points (fourth in the Pac-10) and 7.9 rebounds (third) in 28 games... Also averaged 34.6 minutes, 2.3 assists, 1.5 steals, and shot .474 from the field (183-386 FG), .374 from three-point range (43-115 3FG) and .787 from the free-throw stripe (107-136 FT)... Finished as the 19th all-time leading scorer in UCLA history (1,458 points) and tied for fifth for three-point field goals made (133)... Thompson's 18.4 scoring average as a senior was the highest by a Bruin since 1998 (J.R. Henderson, 19.0)... Awarded the Coach John Wooden Award as UCLA's Most Valuable Player for the 2004-05 season after sharing the honor with T.J. Cummings in 2003-04... Led the Bruins in scoring 14 occasions and rebounding 20 times in 2004-05... Erupted for a career-high 39 points (7-9 3FG) vs. Arizona State on Feb. 10, 2005 and grabbed career-high 16 rebounds twice (Jan. 6, 2005 vs. Washington State, Nov. 23, 2004 vs. Western Illinois)... Led team in scoring (14.4) and ranked third in rebounding (4.3) as a junior in 2003-04... Recorded season-high 16 points vs. Mississippi in the first round of the NCAA Tournament as a freshman in 2001-02.

**PERSONAL:** Full name is Dijon (pronounced D'jon) Lynn Thompson... Son of Melvin and Ingrid Drone... Has one sister... Majored in history and considers economics his favorite subject... Patterns his play after Scottie Pippen and admires Michael Jordan... Topped all scorers with 25 points at Magic Johnson's Celebrity & Pro All-Star Charity game in July 2005... Averaged 22.5 points, 8.0 rebounds, 2.5 assists, 3.0 steals and 1.5 blocks, and led Redondo Union High School to a 27-6 record and the Southern Division 2A title in senior season in 2000-01.

SEA	TEAM	G	MIN	FIELD GOALS		FREE THROWS		REBOUNDS		AST	STL	BLK	TO	PTS	— AVERAGES —		
				FGM-FGA	PCT	FTM-FTA	PCT	OR-DR	TOT						RPG	APG	PPG
05-06	PHOENIX	10	43	11-25	.440	2-2	1.000	4-7	11	1	3	1	2	28	1.1	0.1	2.8

**THREE-POINT FIELD GOALS:** 2005-06, 4-11 (.364)

**PERSONAL FOULS-DQS:** 2005-06, 6-0



# DIJON THOMPSON - STATS

GAME	MIN	FGM-FGA	FG%	3-POINT		FTM-FTA	FT%	REBOUNDS		AST	PF	STL	TO	BLK	PTS
				FGM-FGA	FG%			OFF-DEF	TOT						
<i>DNP 2 games from N13-5 (Coach's Decision)</i>															
<i>Inactive 10 games f</i>															
N30 INDIANA	2	0-1	.000	0-1	.000	0-0	.000	0-0	0	0	1	0	0	0	0
<i>DNP on D2 (Coach's Decision)</i>															
D4 ATLANTA	7	0-3	.000	0-1	.000	1-1	1.000	0-0	0	0	2	0	1	0	1
D6 PORTLAND	8	4-6	.667	2-2	1.000	0-0	.000	2-2	4	0	3	0	1	0	10
<i>DNP 3 games from D7-10 (Coach's Decision)</i>															
D12 NO/OK	0:12	0-0	-	-	-	-	-	0-0	0	0	0	0	0	0	0
<i>DNP 3 games from D14-17 (Coach's Decision)</i>															
D20 SEATTLE	4	1-2	.500	0-1	.000	0-0	.000	0-2	2	1	0	1	0	0	2
<i>DNP 6 games from D23-J2</i>															
J4 PHILADELPHIA	5	2-5	.400	1-3	.333	0-0	.000	0-0	0	0	0	1	0	1	5
J6 MIAMI	2	0-0	.000	0-0	.000	0-0	.000	0-0	0	0	0	0	0	0	0
<i>DNP on J7 (Coach's Decision) on J7</i>															
<i>DNP on J10 (Illness)</i>															
<i>DNP 2 games from J12-14 (Coach's Decision)</i>															
J17 @ Sacramento	9	2-5	.400	0-1	.000	1-1	1.000	1-1	2	0	0	1	0	0	5
<i>DNP 7 games from J18-29 (Coach's Decision)</i>															
J31 @ Philadelphia	3	1-1	1.000	0-0	.000	0-0	.000	0-0	0	0	0	0	0	0	2
<i>DNP (Coach's Decision) on F1</i>															
F4 CHICAGO	3	1-2	.500	1-2	.500	0-0	.000	1-2	3	0	0	0	0	0	3
<i>DNP 6 games from F6-F22 (Coachs' Decison)</i>															
<i>DNP 12 games from F25-M17 (Right Knee)</i>															
<i>Inactive 17 games from M21-A19 (Right Knee Surgery)</i>															
SEASON	43	11-25	.440	4-11	.364	2-2	1.000	4-7	11	1	6	3	2	1	28

**GAMES PLAYED - 10**  
**GAMES STARTED - 0**

NO	PLAYER	SINGLE GAME HIGHS							AVERAGE PER GAME						
		MIN	REB	AST	STL	TO	BLK	PTS	MIN	REB	AST	STL	TO	BLK	PTS
1	Thompson, D.	9	4	1	1	1	1	10	4.3	1.1	0.1	0.30	0.2	0.10	2.8

# NOTES



 **PLAYOFFS**

  
*The Finals*  
JUNE 2006 