


PHILADELPHIA 76ERS 2003 PLAYOFF MEDIA GUIDE
2002-03 SEASON IN REVIEW



76ers 2002-03 Transactions

- 3/3 Signed forward Tyrone Hill and waived guard Kenny Satterfield.
- 2/19 Activated forward Monty Williams and placed center Todd MacCulloch (left/right foot neuropathy) on the injured list.
- 12/23 Claimed guard Kenny Satterfield off waivers.
- 12/18 Acquired forward Kenny Thomas from Houston. Forwards Mark Bryant and Art Long, and a future first round draft pick are sent to Denver. Denver forward James Posey is sent to Houston. The Nuggets will also get a future second round pick from Houston.
- 12/15 Placed forward Monty Williams (left knee bone bruise) on the injured list and activated forward Efthimios Rentzias.
- 12/3 Placed forward Efthimios Rentzias (low back strain) on the injured list and activated forward Monty Williams. 10/28 - Placed forward Monty Williams (left knee surgery), center Samuel Dalembert (left knee surgery) and forward Sam Clancy (left knee rehab) on the injured list.
- 10/28 Waived center Olden Polynice.
- 10/23 Waived forward Damone Brown and center Ron Rollerson.
- 10/14 NBA announced that Derrick Coleman will be suspended one game for pleading no contest to driving while under the influence.
- 10/14 Signed center Olden Polynice.
- 10/12 Signed center Ron Rollerson.
- 10/11 Waived guard William Avery and center Alvin Jones.
- 9/30 Signed guard William Avery and forward Art Long.
- 8/27 Signed free agent forward Brian Skinner.
- 8/6 Acquired forward Keith Van Horn and center Todd MacCulloch in a trade with the New Jersey Nets for center Dikembe Mutombo.
- 7/25 Signed free agent guard Greg Buckner.
- 7/25 Signed free agent forward Monty Williams.
- 7/24 Rescinded a qualifying offer to restricted free agent forward Matt Harpring.
- 7/18 Signed 2002 NBA Draft selection Sam Clancy to a contract.
- 7/12 Signed 2002 NBA Draft selection John Salmons to a contract.
- 7/2 Signed European center Efthimios Rentzias to a contract.
- 7/1 Made a qualifying offer to restricted free agent forward Matt Harpring.
- 6/26 Selected Sam Clancy with the 45th overall pick of the 2002 NBA Draft.
- 6/26 Traded guard Speedy Claxton to the San Antonio Spurs for forward Mark Bryant and the draft rights to guard John Salmons (No. 26) and forward Randy Holcomb (No. 57).
- 6/26 Traded their second-round draft picks in 2004 and 2006 to the Atlanta Hawks for the draft rights of European center Efthimios Rentzias.
- 6/26 Chose Jiri Welsch with the No. 16 pick in the 2002 NBA Draft and then traded his rights to Golden State for a future protected first round selection and regained their 2005 first round pick, traded to Golden State in October 2001.

October/November (14-4): Despite the impressive debut by off-season acquisition Keith Van Horn, who recorded team-highs in points (19) and rebounds (10), the Sixers dropped their season-opener at Orlando on Oct. 29. The next night, Todd MacCulloch, in his first home game since being re-acquired with Van Horn for Dikembe Mutombo in an August trade, grabbed a career-high 14 rebounds in the home-opening win against Milwaukee. The Sixers followed with three more victories before dropping a Nov. 9 overtime contest at Milwaukee. Derrick Coleman made his season debut on Nov. 19 at New Orleans following a left knee injury and a one-game suspension as Iverson began a streak of four-straight games in which he scored at least 30 points. The 76ers came back from a 22-point first quarter deficit only to lose to the newly relocated Hornets on a David Wesley shot as time expired. The last three games of Iverson's streak concurred with the first three games in which Sixers held the opposition to below 40 percent from the field - all of which were Philadelphia wins. Iverson completed a two-week span in which he averaged 33.5 points per game and led the 76ers to a 7-1 record. For his efforts, Iverson captured back-to-back Player of the Week honors on Nov. 25 and Dec. 2, marking the ninth and tenth such honors of his career. After a one-point win at Washington, the 76ers increased their win streak to seven games to finish the month of November atop the Atlantic Division standings with a 14-4 record.

December (19-12, 5-8): Monty Williams made his Sixers debut in a Dec. 4 victory against Boston, stretching the win streak to eight games (including 11 of the last 12). Meanwhile, the 76ers improved to a perfect 10-0 at home during the season, their longest streak since the 1966-67 season with 22 consecutive home wins. After losses in Texas to San Antonio and Huston on consecutive nights, the Sixers suffered their first home defeat of the season in a 92-88 loss to Seattle (12/11), halting the home win-streak at 10 games. Upon completion of a five-game losing streak, the Sixers rattled off three consecutive wins at home. On Dec. 18, Iverson scored a season-best 41 points to lead the Sixers to a 99-94 win against Minnesota. Two nights later, Kenny Thomas, acquired in a three-way trade on Dec. 18 that saw the departures of Art Long, Mark Bryant and a first-round draft choice, made his 76ers debut against the L.A. Lakers in the year's first sell-out. Thomas did not disappoint, scoring 11 points and grabbing six rebounds off of the bench in front of the second largest crowd for a 76ers game in the First Union Center history (21, 127). Iverson's 32 points and team-record-tying nine steals help carry Philadelphia to a 107-104 overtime victory against Kobe Bryant, who poured in 44, and the Lakers. To add to the 76ers joy was the birth of Eric Sow's third son, Jamar Christopher that morning. Following the Lakers game, the Sixers began a stretch with six-straight games away from home. In the second game of the road trip, Philadelphia posted a season-low 69 points in a loss to Utah (12/28). The Sixers ended the year on a positive note by defeating the Clippers for their only win away from home in the month, 1-8, including a six-game road losing streak. Throughout December, only Iverson (11 times) Van Horn (twice) led the Sixers in scoring.

January (25-22, 6-10): The Sixers surrendered 98.2 points per game en route to a season-worst 6-10 record in the month of January. Brian Skinner recorded his first start as a 76er as Keith Van Horn missed the Jan. 2 loss at Phoenix with the stomach flu. In the loss to the Suns, Thomas led the team in points, rebounds and assists. Following a season-long road trip in which they compiled a 1-5 record, the 76ers looked forward to returning to Philadelphia for the next six games, the longest home stand of the season. Coleman recorded a double-double (18 points, 14 rebounds) in his first start of the 2002-03 season, but the Sixers dropped the first back-to-back overtime losses (1/6). Consecutive two-point losses followed, including a Jan. 12 loss to the Magic when the Sixers shot a season-high 60.0 percent. Finally, the Sixers halted their season-long six game stretch. Iverson scored his 12,000th career point in the second quarter against Boston on Jan. 20, becoming the 11th fastest player in NBA history to reach the plateau. Despite leading by as many as 23 points in the third quarter, the 76ers lost by a heartbreaking 100-99 margin. Skinner sparked a 108-81 thrashing of the Bucks by posting season-highs in points (20) and rebounds (14) at the Bradley Center (1/28) for the Sixers' third win in four games. Van Horn and the 76ers ended the month on a high note as he scored a season-high 31 points in a Jan. 31 home victory against the Heat. After heading into the New Year with a 13-2 home record, the 76ers posted a 2-8 record at the First Union Center in January.

February (33-24, 8-2): The month of February began with the Sixers dropping two significant losses to Minnesota and New Jersey. The 76ers entered the All-Star Break 25-24 after a 15-4 start. Allen Iverson represented the Sixers in the All-Star game in Atlanta, leading the Eastern All-Stars with 35 points in his fourth-straight start. After the break, a different Sixers team emerged. On Feb. 12, the Sixers rolled past Chicago in a 119-111, overtime win at the First Union Center. The victory sparked an eight-game winning streak, with wins at New Jersey, Chicago, and sweeping a home-and-home stand against Cleveland. The Sixers also collected wins versus Orlando, Memphis, and Utah. On Feb 14, Derrick Coleman scored a season-high 22 points against Orlando, surpassing his previous high of 20 points versus Boston in a December contest. On Feb. 26, Eric Snow recorded his first career triple-double against Memphis. Snow finished with a season-high 22 points, 11 assists and a season-high 10 rebounds. To top the month off, the NBA named the Sixers head coach Larry Brown the Eastern Conference Coach of the Month for February.

March (44-29, 11-5): Larry Brown earned his second consecutive Coach of the Month honor after guiding the Sixers to an 11-5 record in March, including wins in nine of 12 road games. The daunting March schedule, with 12 of 16 games away

2003 PHILADELPHIA 76ERS PLAYOFF MEDIA GUIDE

MONTH-BY-MONTH BREAKDOWN/FINALS STATISTICS



from the First Union Center, began with a five-game Western Conference road trek. After a 107-99 loss at Sacramento on March 3, the Sixers bounced back to hold Portland (3/6) to a 76ers opponent low for points in a game since the invention of the shot clock in an 88-60 win. A 27-6 run erased a double-digit fourth quarter deficit on March 12 as Philadelphia came back to beat Indiana 96-93. On March 16, the Sixers posted another comeback victory against a top-ranked Eastern team by stealing a victory at division-leading New Jersey, 92-87. During those key wins, Allen Iverson had an eight-game stretch where he averaged 32.1 points per game and posted 30 or more points seven times. The Sixers closed out the month by clinching their fifth-straight playoff berth in a 118-113 overtime win at Orlando. Iverson had a season-high 42 points and the visitors outscored the Magic 21-6 to conclude the game. With 24 points and 20 rebounds, Kenny Thomas had Philadelphia's first 20-20 performance since Derrick Coleman in 1997.

April (48-34, 4-5): Already without the services of Todd MacCulloch since February with foot neuropathy, the Sixers lost Keith Van Horn and Derrick Coleman each for multiple games in the final month of the regular season. April began with a 108-101 win against Chicago (4/2). Van Horn went down with a strained left plantar fascia in the first period on April 4 against Houston, and a 3-19 performance in the fourth quarter doomed the Sixers to an 88-79 defeat. The highlight of the month came in a 91-74 win against conference-leading Detroit on April 8. Against the Pistons, Iverson scored 37 points, including the 13,000th point of his career, and broke the Sixers single-season steals record set by Steve Mix (212) in 1973-74. Two nights later, Kenny Thomas grabbed 20 rebounds at Boston for the second time this season for his ninth double-double in the last 11 games. Coleman sat out the next three games, all losses, with a left thigh strain/contusion. The 76ers waited until April 16, the final day of the regular season, to clinch home-court advantage in the first round of the playoffs. A season-best crowd of 21,257 was on hand to send Michael Jordan off in his final NBA game with a 107-87 win by the Sixers against Washington. Thomas posted 10 double-doubles in the season's final 15 contests and ended up with 12.7 points and 11.7 rebounds per game in that span.



Philadelphia 76ers Regular Season Final Statistics (48-34)

PLAYER	G	GS	MIN	FIELD GOALS			3PT FIELD GOALS			FTA	PCT	OFF	DEF	TOT	AST	PF	DQ	STL	TO	BLK	PTS	AVG	
				FG	FGA	PCT	FG	FGA	PCT														
Iverson	82	82	3485	804	1940	.414	84	303	.277	570	736	.774	68	276	344	454	149	2	225	286	13	2262	27.6
Van Horn	74	73	2337	459	952	.482	65	176	.369	193	240	.804	159	365	524	93	251	7	63	150	30	1176	15.9
Snow	82	82	3108	361	799	.452	7	32	.219	325	379	.858	71	230	301	544	235	2	133	194	11	1054	12.9
Thomas (TOT)	66	42	1978	260	559	.465	0	0	---	147	197	.746	185	344	529	112	169	2	62	116	28	667	10.1
Thomas (PHI)	46	28	1392	178	369	.482	0	0	---	114	152	.750	140	252	392	73	120	2	46	76	22	470	10.2
Coleman	64	35	1742	223	498	.448	22	67	.328	134	171	.784	151	299	450	87	171	2	53	96	69	602	9.4
McKie	80	40	2374	286	666	.429	37	112	.330	112	134	.836	61	289	350	278	177	2	131	109	9	721	9.0
MacCulloch	42	35	812	123	238	.517	0	0	---	53	79	.671	66	130	196	20	107	0	19	35	32	299	7.1
Buckner	75	5	1514	185	398	.465	15	55	.273	65	81	.802	72	144	216	96	203	0	72	62	16	450	6.0
Skinner	77	9	1381	182	331	.550	0	0	---	97	161	.602	136	230	366	19	176	1	47	62	53	461	6.0
Hill (TOT)	56	43	1351	129	306	.422	0	0	---	54	80	.675	126	265	391	41	172	4	46	68	26	312	5.6
Hill (PHI)	24	18	496	44	109	.404	0	0	---	21	35	.600	56	68	124	9	68	0	15	16	7	109	4.5
Williams	21	2	276	34	80	.425	0	2	.000	24	32	.750	12	33	45	26	33	0	12	17	5	92	4.4
Satterfield (TOT)	39	6	502	55	183	.301	5	28	.179	17	25	.680	16	27	43	68	36	0	20	43	2	132	3.4
Satterfield (PHI)	17	0	82	4	18	.222	0	0	---	1	2	.500	4	4	8	15	6	0	2	7	0	9	0.5
Long	19	0	131	19	50	.380	1	1	1.000	1	5	.200	13	27	40	2	22	0	2	9	8	40	2.1
Salmons	64	1	504	48	116	.414	10	31	.323	26	35	.743	16	43	59	47	53	1	17	29	6	132	2.1
Rentzias	35	0	144	20	59	.339	4	8	.500	8	9	.889	10	16	26	7	21	0	6	4	2	52	1.5
Bryant	11	0	77	5	17	.294	0	0	---	2	2	1.000	7	9	16	1	12	0	1	5	1	12	1.1
76ERS	82		19855	2975	6640	.448	245	787	.311	1746	2253	.775	1042	2415	3457	1771	1804	19	844	1212	284	7941	96.8
OPPONENTS	82		19855	2876	6363	.452	453	1278	.354	1547	2035	.760	908	2400	3308	1809	1885	20	639	1405	521	7752	94.5

PLAYER	SINGLE GAME HIGHS							AVERAGE PER GAME							CAREER HIGHS (C-SET, T-TIED THIS SEASON)						
	MIN	REB	AST	ST	TO	BL	PTS	MIN	REB	AST	STL	TO	BLK	PTS	FG	FGA	FT	FTA	REB	AST	PTS
Iverson	52	9	12	9	9	2	42	42.5	4.2	5.5	2.74	3.5	0.16	27.6	21	42	17T	23	11	15	58
Van Horn	46	13	5	5	6	2	33	31.6	7.1	1.3	0.85	2.0	0.41	15.9	13	30	15	17	18	8	35
Snow	46	10	15	5	6	4	25	37.9	3.7	6.6	1.62	2.4	0.13	12.9	10	20	17C	19C	11	15T	26
Thomas (TOT)	45	20	7	3	6	3	29	30.0	8.0	1.7	0.94	1.8	0.42	10.1	12T	24	11	13	22	8	31
Thomas (PHI)	45	20	7	3	6	3	24	30.3	8.5	1.6	1.00	1.7	0.48	10.2							
Coleman	44	16	4	4	4	4	22	27.2	7.0	1.4	0.83	1.5	1.08	9.4	15	28	18	20	24	11	42
McKie	45	13	11	5	5	1	22	29.7	4.4	3.5	1.64	1.4	0.11	9.0	10	22	7	9	13C	14	25
MacCulloch	37	14	3	5	3	4	17	19.3	4.7	0.5	0.45	0.8	0.76	7.1	11	17	7	8T	14C	4	29
Buckner	35	8	6	5	3	3	16	20.2	2.9	1.3	0.96	0.8	0.21	6.0	9	13	7	8	11	6T	25
Skinner	37	14	2	3	4	4	20	17.9	4.8	0.2	0.61	0.8	0.69	6.0	9C	15	7	10T	17	2T	23
Hill (TOT)	41	17	3	3	5	3	17	24.1	7.0	0.7	0.82	1.2	0.46	5.6	12	20	11	16	20	5	29
Hill (PHI)	36	11	1	3	2	2	14	20.7	5.2	0.4	0.63	0.7	0.29	4.5							
Williams	26	5	5	2	3	1	10	13.1	2.1	1.2	0.57	0.8	0.24	4.4	14	26	10	12	11	6	30
Satterfield (TOT)	38	7	7	3	5	1	15	12.9	1.1	1.7	0.51	1.1	0.05	3.4	9	20	6	6	7T	12	21
Satterfield (PHI)	19	3	5	1	2	0	2	4.8	0.5	0.9	0.12	0.4	0.00	0.5							
Long	16	7	1	1	2	2	5	6.9	2.1	0.1	0.11	0.5	0.42	2.1	6	14	4	6	12	2	13
Salmons	30	6	9	2	5	1	9	7.9	0.9	0.7	0.27	0.5	0.09	2.1	4C	9C	4C	5C	6C	9C	9C
Rentzias	10	3	2	2	1	1	9	4.1	0.7	0.2	0.17	0.1	0.06	1.5	4C	7C	2C	2C	3C	2C	9C
Bryant	12	3	1	1	1	1	6	7.0	1.5	0.1	0.09	0.5	0.09	1.1	12	19	8	13	15	4	30
76ERS	265	61	33	17	26	10	119	242.1	42.2	21.6	10.29	14.8	3.46	96.8	69	140	59	86	97	45	163
OPPONENTS	265	56	33	15	25	16	115	242.1	40.3	22.1	7.79	17.1	6.35	94.5	64	148	57	74	108	44	154



2003 PHILADELPHIA 76ERS PLAYOFF MEDIA GUIDE

GAME-BY-GAME RESULTS

Philadelphia 76ers Game-by-Game Results

Date	Opponent	W/L	Score	Home	Road	Total	High Scoring	High Rebounds	High Assists	Opponent Scoring	Atten.
Oct 29	@Orlando	L	88-95	0-0	0-1	0-1	McKie-19 Van Horn-19	Van Horn-10 Skinner-10	McKie-5	McGrady-31	15,225
Oct 30	MILWAUKEE	W	95-93	1-0	0-1	1-1	Iverson-28	MacCulloch-14	Iverson-7 Snow-7 McKie-7	Allen-28	19,569
Nov 1	NEW YORK	W	98-86	2-0	0-1	2-1	Iverson-35	McKie-13	McKie-7	Thomas-25	18,298
Nov 6	L.A. CLIPPERS	W	101-99(OT)	3-0	0-1	3-1	Iverson-34	Van Horn-11	Snow-8	Brand-21	16,651
Nov 8	CLEVELAND	W	108-84	4-0	0-1	4-1	Van Horn-28	Buckner-8	Snow-11	Davis-31	17,626
Nov 9	@Milwaukee	L	105-110(OT)	4-0	0-2	4-2	Iverson-31	Van Horn-13	Snow-7	Thomas-21	16,782
Nov 13	@Boston	L	81-91	4-0	0-3	4-3	Iverson-25	MacCulloch-8	Snow-13	Walker-20	16,721
Nov 14	SAN ANTONIO	W	99-94	5-0	0-3	5-3	Iverson-37	Skinner-11	Snow-9	Duncan-29	18,139
Nov 16	@New York	W	93-92	5-0	1-3	6-3	MacCulloch-17	Van Horn-12	Iverson-6	Eisley-16	19,763
Nov 17	WASHINGTON	W	100-84	6-0	1-3	7-3	Iverson-28	Skinner-8	Snow-12	Stackhouse-29	20,437
Nov 19	@New Orleans	L	98-99	6-0	1-4	7-4	Iverson-38	Skinner-7	Snow-9	Mashburn-37	17,489
Nov 20	@Memphis	W	95-88	6-0	2-4	8-4	Iverson-33	MacCulloch-13	Iverson-6	Gooden-21	17,197
Nov 22	TORONTO	W	90-80	7-0	2-4	9-4	Iverson-31	Van Horn-10	Snow-7	Davis-27	19,410
Nov 24	@Toronto	W	94-84	7-0	3-4	10-4	Iverson-37	Van Horn-9	Snow-8	A. Williams-25	19,800
Nov 25	NEW ORLEANS	W	108-87	8-0	3-4	11-4	Iverson-29	Van Horn-8	Snow-10	Mashburn-30	18,416
Nov 27	MIAMI	W	83-74	9-0	3-4	12-4	Iverson-36 Van Horn-7	McKie-7	Iverson-5	Grant-17	20,258
Nov 29	@Cleveland	W	106-99	9-0	4-4	13-4	Iverson-29	Snow-7 MacCulloch-12	Snow-9	Wagner-29	18,129
Nov 30	@Washington	W	95-94	9-0	5-4	14-4	Iverson-35	MacCulloch-9	Snow-6	Stackhouse-38	20,173
Dec 4	BOSTON	W	99-93	10-0	5-4	15-4	Iverson-27	Van Horn-13	Snow-8	Pierce-34	19,433
Dec 6	@San Antonio	L	93-98	10-0	5-5	15-5	Iverson-21 Skinner-6	Van Horn-6 McKie-2	Iverson-2	Duncan-29	17,985
Dec 7	@Houston	L	72-97	10-0	5-6	15-6	Van Horn-15	Van Horn-7	Snow-2	Francis-20	15,522
Dec 11	SEATTLE	L	88-92	10-1	5-6	15-7	Iverson-26	Snow-8	Snow-8	Lewis-20	16,931
Dec 13	PHOENIX	L	91-99	10-2	5-6	15-8	Iverson-22	Van Horn-10	Snow-8	Marbury-28	19,894
Dec 15	@Indiana	L	97-107	10-2	5-7	15-9	Iverson-32	Van Horn-9	Snow-8	O'Neal-24	16,709
Dec 16	DENVER	W	93-71	11-2	5-7	16-9	Iverson-23	MacCulloch-7	McKie-9	Hilario-23	17,501
Dec 18	MINNESOTA	W	99-94	12-2	5-7	17-9	Iverson-41	Van Horn-10	Snow-9	Garnett-24	17,004
Dec 20	L.A. LAKERS	W	107-104(OT)	13-2	5-7	18-9	Iverson-32	Van Horn-11	Snow-12	Bryant-44	21,127
Dec 21	@Atlanta	L	77-79	13-2	5-8	18-10	Van Horn-18	Thomas-13	Snow-5	Abdur-Rahim-28	17,468
Dec 28	@Utah	L	69-98	13-2	5-9	18-11	Iverson-13	Thomas-7	McKie-5	Harpring-20	19,911
Dec 30	@Golden State	L	98-104	13-2	5-10	18-12	Iverson-23	Skinner-11	McKie-6	Richardson-26	18,733
Dec 31	@L.A. Clipper	W	83-75	13-2	6-10	19-12	Iverson-27	Van Horn-13	Iverson-5	Brand-21	19,607
Jan 2	@Phoenix	L	78-96	13-2	6-11	19-13	Thomas-20	Thomas-6	Thomas-7	Marion-24	17,557
Jan 4	@Dallas	L	83-102	13-2	6-12	19-14	Iverson-25	Thomas-8	Snow-5	Nowitzki-29	20,124
Jan 6	INDIANA	L	104-105(OT)	13-3	6-12	19-15	Iverson-32	Coleman-14	Snow-7	Harrington-28	19,600
Jan 8	DETROIT	L	94-103(OT)	13-4	6-12	19-16	Iverson-25	Van Horn-11	Iverson-9	Hamilton-29	18,738
Jan 10	NEW YORK	L	112-114	13-5	6-12	19-17	Iverson-30	Thomas-12	Iverson-9	Houston-31	20,338
Jan 12	ORLANDO	L	105-107	13-6	6-12	19-18	Iverson-32	Van Horn-7 Thomas-7	McKie-11	McGrady-34	20,245
Jan 15	NEW JERSEY	W	108-107	14-6	6-12	20-18	Iverson-34	Iverson-7	Snow-8	Harris-26	19,564
Jan 17	MILWAUKEE	L	95-99	14-7	6-12	20-19	Van Horn-22	Skinner-13	Snow-8	Redd-22	20,584
Jan 18	@Washington	W	88-80	14-7	7-12	21-19	Iverson-26	Van Horn-11	McKie-6	Jordan-25	20,173
Jan 20	BOSTON	L	99-100	14-8	7-12	21-20	Iverson-29	McKie-9 Thomas-9	McKie-6	Pierce-40	20,311
Jan 22	@Detroit	W	92-83	14-8	8-12	22-20	Iverson-21	McKie-8	Snow-6	Williamson-20	19,347
Jan 23	DALLAS	L	94-107	14-9	8-12	22-21	Iverson-25	MacCulloch-10	Salmons-9	Nowitzki-30	20,027
Jan 25	@Miami	W	97-91	14-9	9-12	23-21	Van Horn-26	Iverson-7	Iverson-5	Jones-26	16,500
Jan 28	@Milwaukee	W	108-81	14-9	10-12	24-21	Van Horn-24	Skinner-14	Snow-7	Allen-18	15,031
Jan 29	ATLANTA	L	83-97	14-10	10-12	24-22	Iverson-37	Snow-8	Snow-15	Robinson-33	18,324
Jan 31	MIAMI	W	104-99	15-10	10-12	25-22	Van Horn-33	McKie-8	Snow-6	Jones-22	20,365
Feb 2	@Minnesota	L	91-99	15-10	10-13	25-23	Iverson-21	Coleman-11	Iverson-7	Garnett-30	18,089
Feb 5	NEW JERSEY	L	85-111	15-11	10-13	25-24	Iverson-28	Van Horn-11	Satterfield-5	Kittles-35	20,119
Feb 12	CHICAGO	W	119-111(OT)	16-11	10-13	26-24	Iverson-36	Van Horn-13	Snow-11	Rose-38	19,119
Feb 14	ORLANDO	W	99-98	17-11	10-13	27-24	Coleman-22	Coleman-9	Snow-6	McGrady-37	20,789
Feb 16	@New Jersey	W	90-83	17-11	11-13	28-24	Iverson-32	Coleman-16	Snow-8	Kidd-21	20,049
Feb 19	@Chicago	W	110-82	17-11	12-13	29-24	Iverson-28	Thomas-14	Iverson-9	Rose-20	20,507
Feb 21	@Cleveland	W	119-99	17-11	13-13	30-24	Iverson-41	Coleman-12	Snow-7	Ilgaukas-19	19,167
Feb 23	CLEVELAND	W	116-103	18-11	13-13	31-24	Iverson-23	Coleman-13	Iverson-6	Wagner-23	20,702
Feb 26	MEMPHIS	W	111-107	19-11	13-13	32-24	Iverson-34	Snow-10	Snow-11	Gasol-32	19,568
Feb 28	UTAH	W	104-83	20-11	13-13	33-24	Iverson-24	Van Horn-12	Snow-11	Malone-19	20,830
Mar 2	@Denver	W	100-94	20-11	14-13	34-24	Snow-25	Thomas-12	McKie-6	Howard-25	16,632
Mar 3	@Sacramento	L	99-107	20-11	14-14	34-25	Iverson-35	Coleman-10	Snow-10	Webber-29	17,317
Mar 6	@Portland	W	88-60	20-11	15-14	35-25	Iverson-36	Hill-8	McKie-5	Wallace-17	20,075
Mar 7	@Seattle	W	108-99	20-11	16-14	36-25	Iverson-40	Coleman-8	Snow-10	Allen-24	17,072
Mar 9	@L.A. Lakers	L	92-106	20-11	16-15	36-26	Iverson-30	Coleman-14 Coleman-8	McKie-5	O'Neal-39	18,997
Mar 12	INDIANA	W	96-93	21-11	16-15	37-26	Iverson-31	Coleman-14	Snow-8	Artest-25	20,550
Mar 14	PORTLAND	W	90-79	22-11	16-15	38-26	Iverson-22	Coleman-10	Iverson-9	Stoudamire-16	20,901
Mar 16	@New Jersey	W	92-87	22-11	17-15	39-26	Iverson-31 Snow-5	McKie-5	Iverson-5	Kidd-23	20,049
Mar 18	@Miami	W	103-83	22-11	18-15	40-26	Iverson-32	Thomas-5 Coleman-7	Iverson-6	C. Butler-26	14,897
Mar 20	@Detroit	L	85-113	22-11	18-16	40-27	Coleman-19	Van Horn-7	Iverson-7	Billups-29	22,076
Mar 21	ATLANTA	L	105-114	22-12	18-16	40-28	Iverson-25	Coleman-11 Coleman-10	Iverson-12	Robinson-37	20,760
Mar 23	@Toronto	W	112-95	22-12	19-16	41-28	Iverson-32	Coleman-8	Snow-11	Carter-22	19,800
Mar 26	@Indiana	W	91-85	22-12	20-16	42-28	Iverson-22	Coleman-11	Iverson-10	O'Neal-24	16,295
Mar 28	GOLDEN STATE	L	98-102	22-13	20-16	42-29	Iverson-28	Thomas-18	Iverson-10	Jamison-30	20,779
Mar 29	@Atlanta	W	110-89	22-13	21-16	43-29	Iverson-38	Thomas-11	Iverson-9	Robinson-16	19,699
Mar 31	@Orlando	W	118-113(OT)	22-13	22-16	44-29	Iverson-42	Thomas-20	Snow-7	McGrady-39	17,283
Apr 2	CHICAGO	W	108-101	23-13	22-16	45-29	Iverson-24	Thomas-14	Iverson-12	Williams-23	20,210
Apr 4	HOUSTON	L	79-88	23-14	22-16	45-30	Snow-17	Thomas-10	Iverson-6	Yao-20	20,925
Apr 6	SACRAMENTO	L	81-97	23-15	22-16	45-31	Thomas-17 Iverson-24	Coleman-10	Snow-6 Iverson-6	Stojakovic-21	20,702
Apr 8	DETROIT	W	91-74	24-15	22-16	46-31	Iverson-37	Thomas-15	Snow-9	Robinson-16	20,520
Apr 10	@Boston	W	99-78	24-15	23-16	47-31	Iverson-25	Thomas-20	Snow-5	Pierce-24	18,624
Apr 11	@New York	L	103-108	24-15	23-17	47-32	Iverson-20	Hill-11	Iverson-11	Houston-25	19,763
Apr 13	NEW ORLEANS	L	89-94	24-16	23-17	47-33	Iverson-30	Thomas-13	Iverson-10	Mashburn-27	20,576
Apr 15	@Chicago	L	106-115	24-16	23-18	47-34	Iverson-42	Hill-8	Iverson-6	Crawford-33	22,408
Apr 16	WASHINGTON	W	107-87	25-16	23-18	48-34	Iverson-35	Iverson-8 Buckner-7	Iverson-6	Brown-17	21,257

2003 PHILADELPHIA 76ERS PLAYOFF MEDIA GUIDE

INDIVIDUAL HIGHS




SIXERS

PTS	42, Allen Iverson @ Orlando (3/31/03) 42, Allen Iverson @ Chicago (4/15/03)
PTS/HALF	28, Allen Iverson vs. Indiana (1/6/03) 2nd 28, Allen Iverson @ Chicago (4/15/03) 2nd
PTS/QTR	22, Allen Iverson vs. Indiana (1/6/03) 3rd
FGM	17, Allen Iverson @ Atlanta (3/29/03)
FGA	33, Allen Iverson @ New Orleans (11/19/02)
3FGM	5, Allen Iverson vs. Seattle (12/11/02)
3FGA	8, Allen Iverson vs. Phoenix (12/13/02) 8, Allen Iverson @ Chicago (4/15/03)
FT	17, Eric Snow @ Denver (3/2/03) 17, Allen Iverson @ Chicago (4/15/03)
FTA	19, Eric Snow at Denver (3/2/03) 19, Allen Iverson vs. Indiana (3/12/03)
REB	20, Kenny Thomas @ Orlando (3/31/03) 20, Kenny Thomas @ Boston (4/10/03)
OFF	12, Kenny Thomas @ Orlando (3/31/03)
DEF	14, Kenny Thomas @ Boston (4/10/03)
AST	15, Eric Snow vs. Atlanta (1/29/03)
BLK	4, Derrick Coleman vs. Seattle (12/11/02) 4, Eric Snow @ Cleveland (11/29/02) 4, Todd MacCulloch vs. Minnesota (12/16/02) 4, Brian Skinner vs. Memphis (2/26/03) 4, Brian Skinner @ Denver (3/2/03)
STL	9, Allen Iverson vs. LA Lakers (12/20/02)
TO	9, Allen Iverson @ Houston (12/7/02)
MINS	52, Allen Iverson vs. Chicago (2/12/03)

OPPONENTS

44, Kobe Bryant, vs. LA Lakers (12/20/02)
28, Kobe Bryant, vs. LA Lakers (12/20/02) 2nd
18, Eddy Curry, @ Chicago (4/15/03) 1st
16, Kobe Bryant, vs. LA Lakers (12/20/02)
35, Kobe Bryant, vs. LA Lakers (12/20/02) 33, Allen Iveson vs. LA Lakers (12/20/02)
7, Latrell Sprewell, vs. New York (1/10/03)
13, Latrell Sprewell, vs. New York (1/10/03)
15, Tim Duncan, @ San Antonio (12/6/02)
20, Tim Duncan, @ San Antonio (12/6/02)
22, Ben Wallace, @ Detroit (3/20/03)
9, Elton Brand, vs. LA Clippers (11/6/02)
17, Ben Wallace, @ Detroit (3/20/03)
16, Jason Kidd, vs. New Jersey (1/15/03)
9, Ben Wallace, @ Detroit (3/20/03)
6, Steve Francis, vs. Houston (4/4/03)
12, Jason Kidd, @ New Jersey (3/16/03)
52, Kobe Bryant, vs. LA Lakers (12/20/02)





2003 PHILADELPHIA 76ERS PLAYOFF MEDIA GUIDE

TEAM HIGHS AND LOWS

SIXERS

HIGH 48 @ Atlanta (3/29/03)
 LOW 24 @ Utah (12/28/02)

HIGH 102 vs. Chicago (2/12/03)
 LOW 68 @ Utah (12/28/02)
 68 @ Miami (1/25/03)

HIGH 119 vs. Chicago (2/12/03)
 119 @ Cleveland (2/21/03)
 LOW 69 @ Utah (12/28/02)

HIGH 69 vs. Cleveland (2/23/03) 1st
 LOW 28 vs. Seattle (12/11/02) 2nd

HIGH 41 vs. New York (11/1/02) 4th
 LOW 10 @ Houston (12/7/02) 4th

HIGH 9 vs. Seattle (12/11/02)
 LOW 0 vs. New Jersey (2/5/03)
 0 @ Portland (3/6/03)
 0 vs. Portland (3/14/03)
 0 @ Atlanta (3/29/03)

HIGH 18 vs. Milwaukee (10/30/02)
 18 @ Boston (11/13/02)
 LOW 1 vs. Sacramento (4/6/03)

HIGH 40 @ Chicago (4/15/03)
 LOW 6 @ Phoenix (1/2/03)

HIGH 46 @ Denver (3/2/03)
 LOW 11 @ Phoenix (1/2/03)

HIGH 61 @ Orlando (3/31/03)
 LOW 29 @ Chicago (4/15/03)

HIGH 26 @ Orlando (3/31/03)
 LOW 6 @ Toronto (11/24/02)
 6 @ LA Lakers (3/9/03)

HIGH 41 vs. Memphis (2/26/03)
 LOW 21 @ Washington (11/30/02)
 21 @ San Antonio (12/6/02)

HIGH 33 vs. Cleveland (11/8/02)
 LOW 8 @ San Antonio (12/6/02)

OPPONENTS

FIELD GOALS

46 @ Chicago (4/15/03)
 25 vs. Detroit (4/8/03)

FIELD GOALS ATTEMPTED

94 vs. Memphis (2/26/03)
 63 @ San Antonio (12/6/02)

POINTS IN A GAME

115 @ Chicago (4/15/03)
 60 @ Portland (3/6/03)

POINTS IN A HALF

66 vs. Golden State (3/28/03) 1st
 22 vs. Denver (12/16/02) 1st

POINTS IN A QUARTER

39 vs. Boston (1/20/03) 3rd
 8 @ Chicago (2/19/03) 3rd

THREE POINT FIELD GOALS

16 vs. New York (1/10/03)
 0 vs. Cleveland (11/8/02)
 0 @ Chicago (2/19/03)
 0 @ Portland (3/6/03)

THREE POINT FIELD GOALS ATTEMPTED

32 vs. New York (1/10/03)
 3 vs. Cleveland (11/8/02)

FREE THROWS

33 vs. Atlanta (3/29/03)
 8 @ Portland (3/6/03)

FREE THROWS ATTEMPTED

40 @ Indiana (12/15/02)
 11 vs. Dallas (1/23/03)

REBOUNDS

56 vs. Houston (4/4/03)
 23 @ Milwaukee (1/28/03)

OFFENSIVE REBOUNDS

25 vs. New Jersey (1/15/03)
 2 @ Milwaukee (1/28/03)

DEFENSIVE REBOUNDS

41 vs. Sacramento (4/6/03)
 19 vs. Orlando (2/14/03)
 19 vs. Detroit (4/8/03)

ASSISTS

33 vs. Indiana (1/6/03)
 12 @ Washington (11/30/02)

2003 PHILADELPHIA 76ERS PLAYOFF MEDIA GUIDE

TEAM HIGHS AND LOWS/MISCELLANEOUS STATS



SIXERS

OPPONENTS

HIGH 32 @ LA Lakers (3/9/03)
LOW 13 @ Detroit (3/20/03)

PERSONAL FOULS

35 vs. Chicago (4/2/03)
15 @ Atlanta (3/29/03)

HIGH 17 vs. Minnesota (12/16/02)
17 vs. Portland (3/14/03)
LOW 3 @ Toronto (11/24/02)
3 vs. Phoenix (12/13/02)

STEALS

15 vs. Orlando (1/12/03)
2 @ Denver (3/2/03)

HIGH 26 vs. Orlando (1/12/03)
LOW 7 @ New Orleans (11/19/02)

TURNOVERS

25 vs. Portland (3/16/03)
9 @ Toronto (11/24/02)
9 vs. Milwaukee (1/17/03)
9 vs. Memphis (2/26/03)

HIGH 10 vs. San Antonio (11/14/02)
LOW 0 vs. Indiana (1/6/03)

BLOCKS

16 @ San Antonio (12/6/02)
0 vs. Milwaukee (1/17/03)
0 vs. New Jersey (2/5/03)
0 vs. Utah (2/28/03)

HIGH .600 vs. Orlando (1/12/03)
LOW .333 vs. Sacramento (4/6/03)

FIELD GOAL PERCENTAGE

.630 @ Chicago (4/15/03)
.333 vs. Toronto (11/22/02)

HIGH 1.000 vs. Sacramento (4/6/03)
LOW .000 vs. New Jersey (2/5/03)
.000 @ Portland (3/6/03)
.000 vs. Portland (3/14/03)
.000 @ Atlanta (3/29/03)

THREE POINT FIELD GOAL PERCENTAGE

.700 vs. Chicago (4/2/03)
.000 vs. Cleveland (11/8/02)
.000 @ Chicago (2/19/03)
.000 @ Portland (3/6/03)

HIGH .933 @ Atlanta (3/29/03)
LOW .545 @ Phoenix (1/2/03)

FREE THROW PERCENTAGE


1.000 vs. Dallas (1/23/03)
.471 @ Portland (3/6/03)

2002-03 Starting Lineups

1	McKie	Van Horn	MacCulloch	Iverson	Snow	18-10
2	Williams	Van Horn	MacCulloch	Iverson	Snow	0-2
3	Salmons	Van Horn	MacCulloch	Iverson	Snow	0-1
4	Thomas	Van Horn	MacCulloch	Iverson	Snow	1-2
5	Thomas	Skinner	MacCulloch	Iverson	Snow	0-1
6	Thomas	Van Horn	Coleman	Iverson	Snow	9-5
7	McKie	Van Horn	Coleman	Iverson	Snow	2-2
8	McKie	Van Horn	Skinner	Iverson	Snow	4-3
9	Thomas	Skinner	Coleman	Iverson	Snow	1-0
10	Hill	Van Horn	Coleman	Iverson	Snow	8-4
11	Thomas	Van Horn	Hill	Iverson	Snow	2-0
12	Thomas	Hill	Coleman	Iverson	Snow	0-1
13	Thomas	Buckner	Coleman	Iverson	Snow	2-0
14	Thomas	Buckner	Hill	Iverson	Snow	0-3
15	Thomas	McKie	Coleman	Iverson	Snow	1-0

Times Led

	MIN	REBS	ASTS	STLS	BLKS	PTS
Bell	0	0	1	3	2	0
Bryant	0	0	0	0	0	0
Buckner	0	2	0	8	9	0
Clancy	0	0	0	0	0	0
Coleman	0	18	0	3	31	2
Dalembert	0	0	0	0	0	0
Hill	0	3	0	2	3	0
Iverson	70	3	28	48	7	69
Long	0	0	0	1	4	0
MacCulloch	0	7	0	1	17	1
McKie	4	8	12	17	6	1
Rentzias	0	0	0	0	2	0
Salmons	0	0	1	0	1	0
Satterfield	0	0	0	0	0	0
Skinner	0	8	0	3	20	0
Snow	9	4	49	25	6	2
Thomas	5	19	1	4	7	2
Van Horn	0	24	0	5	11	9
Williams	0	0	0	0	0	0





2003 PHILADELPHIA 76ERS PLAYOFF MEDIA GUIDE

MISCELLANEOUS STATS

76ers Record When ...

When Sixers attempt more FG than opponents	16-14	When Iverson scores 40+ points	4-1
When Sixers attempt more FG than opponents	31-21	When Iverson scores 30-39 points	21-10
When opponents attempt more FG than Sixers	16-10	When Iverson scores 20-29 points	20-15
When FG attempts are even	1-3	When Iverson scores 10-19 points	3-6
When Sixers outrebound opponents	27-16	When Coleman has 10+ rebounds	9-8
When opponents outrebound Sixers	21-18	When Skinner has 10+ rebounds	5-3
When rebounding is even	0-0	When MacCulloch has 10+ rebounds	3-1
When Sixers hold opponents under 70 points	1-0	When McKie has 10+ assists	0-0
When Sixers hold opponents between 70-80 points	8-1	When Snow has 10+ assists	9-3
When Sixers hold opponents between 81-90 points	16-1	When Van Horn has a double-double	0-4
When opponents score 91 or more points	23-32	Largest margin of victory	28
When Sixers limit opponents between 30-40 FG%	10-1 110-82 at Chicago 2/19/03	
When Sixers limit opponents between 41-50 FG%	36-20	Largest margin of defeat	29
When opponents shoot better than 50 FG%	2-13 98-69 at Utah 12/28/02	
When Sixers have 15 or less TOs	33-18	Largest lead	33
In games decided by 3 points or less	8-6 100-67, 102-69, 104-71, 106-73 fourth quarter at Mil. 1/28/03	
When all five starters score in double figures	11-3 110-77 fourth quarter ay Chicago 2/19/03	
When the Sixers bench outscore opps' bench	16-17	Largest deficit	37
When Sixers lead with 5 min to play	40-5 75-38 (3), 77-40 (3), 79-42 (4) 81-44 (4) at Utah 12/28/02	
When Sixers trail with 5 min to play	5-28		
When Sixers are tied with 5 min to play	3-1		

Games Missed in 2002-03

Mark Bryant	1	(12/4)	Personal Business
Greg Buckner	2	(10/29-10/30)	Right Knee Sprain
	1	(1/12)	Personal Business
	4	(1/28-2/2)	Left groin/hip flexor strain
Sam Clancy	82	(injured list 10/29-)	Left Knee Rehab
Derrick Coleman	9	(10/29-11/16)	Left Knee Rehab
	1	(11/17)	NBA Suspension
	1	(12/28)	Stomach Flu
	2	(1/22-1/23)	Right fourth finger ligament sprain
	1	(3/29)	Left quad contusion
	1	(4/2)	Left thigh contusion
	3	(4/11-4/15)	Left thigh strain/hip contusion
Samuel Dalembert	82	(injured list 10/29-)	Left Knee Rehab
Todd MacCulloch	6	(1/15 - 1/18; 2/12-2/16)	Foot Neuropathy
	30	(injured list 2/19-)	Foot Neuropathy
Aaron McKie	1	(12/13)	Illness
	1	(2/16)	Left Shoulder Sprain
Efthimios Rentzias	5	(injured list 12/4-12/13)	Low Back Strain
	5	(1/17-1/23)	Flu Virus/Gastroenteritis
	1	(3/26)	Stomach Virus
John Salmons	2	(1/8-1/10)	Right Hip Strain
Kenny Satterfield	1	(1/22)	Flu Virus
Brian Skinner	1	(2/19)	Abdominal pain
	2	(3/28 - 3/29)	Personal Business
Kenny Thomas	6	(1/23-2/2)	Right Thigh Bruise
	4	(3/6-3/12)	Right Ankle Sprain
Keith Van Horn	1	(1/2)	Stomach Flu
	1	(3/2)	Stomach Virus
	6	(4/6-4/15)	Left Plantar Fascia Strain
Monty Williams	18	(injured list 10/29-11/30)	Left Knee Rehab
	30	(12/13; injured list 12/15-2/16)	Left Knee Bone Bruise
	7	(2/26-3/9)	Left Knee Pain
	1	(4/8)	Left Knee Effusion
	1	(3/23)	Left Knee Swelling

NOTES

