

PHILADELPHIA 76ERS 2003 PLAYOFF MEDIA GUIDE
P L A Y O F F H I S T O R Y





2003 PHILADELPHIA 76ERS PLAYOFF MEDIA GUIDE

PLAYOFF HISTORY

76ERS FINISH IN THE NBA PLAYOFFS

1949-50	6-5Reached championship finals
1950-51	4-3Reached Eastern finals
1951-52	3-4Reached Eastern finals
1952-53	0-2Reached Eastern semifinals
1953-54	9-4Reached championship finals
1954-55	7-4Won title
1955-56	4-4Reached Eastern finals
1956-57	2-3Reached Eastern finals
1957-58	1-2Reached Eastern semifinals
1958-59	5-4Reached Eastern finals
1959-60	1-2Reached Eastern semifinals
1960-61	4-4Reached Eastern finals
1961-62	2-3Reached Eastern semifinals
1962-63	2-3Reached Eastern semifinals
1963-64	2-3Reached Eastern semifinals
1964-65	6-5Reached Eastern finals
1965-66	1-4Reached Eastern finals
1966-67	11-4Won title
1967-68	7-6Reached Eastern finals
1968-69	1-4Reached Eastern semifinals
1969-70	1-4Reached Eastern semifinals
1970-71	3-4Reached Eastern semifinals
1975-76	1-2Reached Eastern first round
1976-77	10-9Reached championship finals
1977-78	6-4Reached Eastern finals
1978-79	5-4Reached Eastern semifinals
1979-80	12-6Reached championship finals
1980-81	9-7Reached Eastern finals
1981-82	12-9Reached championship finals
1982-83	12-1Won title
1983-84	2-3Reached Eastern first round
1984-85	8-5Reached Eastern finals
1985-86	6-6Reached Eastern semifinals
1986-87	2-3Reached Eastern first round
1988-89	0-3Reached Eastern first round
1989-90	4-6Reached Eastern semifinals
1990-91	4-4Reached Eastern semifinals
1998-99	3-5Reached Eastern semifinals
1999-00	5-5Reached Eastern semifinals
2000-01	12-11Reached championship finals
2001-02	2-3Reached Eastern first round
TOTAL	198-177*	

RECAP: Reached title finals 9 times, winning three times. Reached Eastern finals 13 times. Lost in semi-finals 14 times, lost seven times in first round.

ROUND-BY-ROUND RESULTS

Third Place Game	1-0
First Round	36-22
Round Robin	4-0
Eastern Conference Semifinals	80-69
Eastern Conference Finals	53-57
NBA Finals	24-29
TOTALS	198-177

First Round

Year	Record
1975-76	1-2
1978-79	2-0
1979-80	2-0
1980-81	2-0
1981-82	2-0
1983-84	2-3
1984-85	3-1
1985-86	3-2
1986-87	2-3
1988-89	0-3
1989-90	3-2
1990-91	3-0
1998-99	3-1
1999-00	3-1
2000-01	3-1
2001-02	2-3
TOTALS	36-22

(Eastern Conf. Semifinals continued)

1970-71	3-4
1976-77	4-3
1977-78	4-0
1978-79	3-4
1979-80	4-1
1980-81	4-3
1981-82	4-2
1982-83	4-0
1984-85	4-0
1985-86	3-4
1989-90	1-4
1990-91	1-4
1998-99	0-3
1999-00	2-4
2000-01	4-3
TOTALS	82-69

Round Robin

Year	Record
1953-54	4-0
TOTALS	4-0

Third Place Game

Year	Record
1955-56	1-0
TOTALS	1-0

Eastern Conference Semifinals

Year	Record
1949-50	2-0
1950-51	2-0
1951-52	2-1
1952-53	0-2
1954-55	4-3
1955-56	2-1
1956-57	2-0
1957-58	1-2
1959-60	1-2
1960-61	3-0
1961-62	2-3
1962-63	2-3
1963-64	2-3
1964-65	3-1
1966-67	3-1
1967-68	4-2
1968-69	1-4
1969-70	1-4

Eastern Conference Finals

Year	Record
1949-50	2-1
1953-54	2-0
1956-57	0-3
1958-59	3-4
1960-61	1-4
1955-56	2-3
1964-65	3-4
1965-66	1-4
1966-67	4-1
1967-68	3-4
1976-77	4-2
1977-78	2-4
1979-80	4-1
1980-81	3-4
1981-82	4-3
1982-83	4-1
1984-85	1-4
2000-01	4-3
TOTALS	47-50

NBA Finals

Year	Record
1949-50	2-4
1953-54	3-4
1954-55	4-3
1966-67	4-2
1976-77	2-4
1979-80	2-4
1981-82	2-4
1982-83	4-0
2000-01	1-4
TOTALS	22-25

76ERS 5TH GAME PLAYOFF RESULTS (76ers 2-4 in 5th game of a 5-game series)

3/29/6476ers 124 at Cincinnati 130
4/26/84New Jersey 101 at 76ers 98
4/27/86Washington 109 at 76ers 134
5/3/8776ers 89 at Milwaukee 102
5/5/90Cleveland 97 at 76ers 113
5/3/0276ers 87 at Boston 120

76ERS 7TH GAME PLAYOFF RESULTS (76ers 5-6 in 7th game of a 7-game series)

4/15/6576ers 109 at Boston 110
4/19/68Boston 100 at 76ers 96
4/4/7176ers 120 at Baltimore 128
5/1/77Boston 77 at 76ers 83
5/2/7976ers 108 at San Antonio 111
4/19/81Milwaukee 98 at 76ers 99
5/3/8176ers 90 at Boston 91
5/23/8276ers 120 at Boston 106
5/11/8676ers 112 at Milwaukee 113
5/20/01Toronto 87 at 76ers 88
6/3/01Milwaukee 91 at 76ers 108

2003 PHILADELPHIA 76ERS PLAYOFF MEDIA GUIDE

PLAYOFF TOP 10 PLAYOFF LEADERS



Games Played

Julius Erving	141
Maurice Cheeks	114
Bobby Jones	106
Caldwell Jones	93
Darryl Dawkins	92
Steve Mix	81
Andrew Toney	72
Clint Richardson	68
Hal Greer	66
Henry Bibby	56
Luke Jackson	56

Minutes Played

Julius Erving	5288
Maurice Cheeks	4277
Caldwell Jones	3032
Bobby Jones	2854
Hal Greer	2830
Darryl Dawkins	2254
Andrew Toney	2146
Wilt Chamberlain	2125
Allen Iverson	2027
Charles Barkley	1995

Points

Julius Erving	3088
Maurice Cheeks	1730
Allen Iverson	1363
Andrew Toney	1254
Bobby Jones	1215
Charles Barkley	1144
Darryl Dawkins	1102
Wilt Chamberlain	1096
Chet Walker	1018
Billy Cunningham	757

Field Goals Made

Julius Erving	1187
Maurice Cheeks	697
Hal Greer	559
Andrew Toney	485
Allen Iverson	481
Bobby Jones	456
Darryl Dawkins	444
Wilt Chamberlain	435
Charles Barkley	413
Chet Walker	361
Caldwell Jones	294

Field Goals Attempted

Julius Erving	2441
Maurice Cheeks	1359
Hal Greer	1328
Allen Iverson	1230
Andrew Toney	1015
Bobby Jones	854
Darryl Dawkins	823
Chet Walker	813
Wilt Chamberlain	802
Charles Barkley	726

Free Throws Made

Julius Erving	707
Hal Greer	375
Maurice Cheeks	333
Allen Iverson	317
Charles Barkley	303
Bobby Jones	303
Chet Walker	296
Andrew Toney	272
Wilt Chamberlain	226
Darryl Dawkins	214

Free Throws Attempted

Julius Erving	908
Wilt Chamberlain	522
Hal Greer	463
Charles Barkley	453
Maurice Cheeks	432
Allen Iverson	415
Chet Walker	395
Bobby Jones	366
Andrew Toney	346
Darryl Dawkins	322

Three-Point Field Goals Made

Allen Iverson	84
Aaron McKie	45
Hersey Hawkins	28
Charles Barkley	15
Andrew Toney	12
Toni Kukoc	11
Eric Snow	7
Henry Bibby	5
Julius Erving	5
Ron Anderson	4
Scott Brooks	4

Three-Point Field Goals Attempted

Allen Iverson	261
Aaron McKie	116
Charles Barkley	72
Hersey Hawkins	67
Andrew Toney	51
Maurice Cheeks	34
Toni Kukoc	34
Julius Erving	30
Eric Snow	30
Henry Bibby	13

Offensive Rebounds

Julius Erving	360
Charles Barkley	244
Caldwell Jones	236
Bobby Jones	172
Darryl Dawkins	131
Dikembe Mutombo	127
Moses Malone	126
Maurice Cheeks	96
Tyrone Hill	94
Steve Mix	90

Defensive Rebounds

Caldwell Jones	670
Julius Erving	634
Darryl Dawkins	439
Charles Barkley	426
Bobby Jones	305
Maurice Cheeks	303
Moses Malone	287
Dikembe Mutombo	242
George McGinnis	222
Tyrone Hill	175
Steve Mix	157

Total Rebounds

Wilt Chamberlain	1208
Julius Erving	994
Caldwell Jones	906
Charles Barkley	670
Darryl Dawkins	570
Luke Jackson	508
Bobby Jones	477
Moses Malone	413
Chet Walker	401
Maurice Cheeks	399

Assists

Maurice Cheeks	807
Julius Erving	594
Hal Greer	323
Andrew Toney	323
Wilt Chamberlain	283
Allen Iverson	239
Bobby Jones	228
Eric Snow	223
Henry Bibby	217
Charles Barkley	212
Lionel Hollins	203

Personal Fouls

Julius Erving	403
Darryl Dawkins	362
Caldwell Jones	358
Bobby Jones	333
Maurice Cheeks	291
Andrew Toney	265
Hal Greer	263
Charles Barkley	190
Luke Jackson	186
Wali Jones	179

Steals


Maurice Cheeks	269
Julius Erving	235
Bobby Jones	99
Allen Iverson	97
Charles Barkley	82
Steve Mix	65
Andrew Toney	58
Lionel Hollins	53
Aaron McKie	52
Caldwell Jones	49
Clint Richardson	48

Turnovers

Julius Erving	396
Maurice Cheeks	259
Andrew Toney	257
Charles Barkley	188
Bobby Jones	163
Darryl Dawkins	151
Caldwell Jones	138
Allen Iverson	131
Eric Snow	92
Moses Malone	84
Lionel Hollins	78

Blocked Shots

Julius Erving	239
Caldwell Jones	200
Darryl Dawkins	142
Bobby Jones	133
Dikembe Mutombo	81
Moses Malone	58
Charles Barkley	50
Theo Ratliff	48
Maurice Cheeks	41
Mike Gminski	31
Clemon Johnson	30





2003 PHILADELPHIA 76ERS PLAYOFF MEDIA GUIDE

PLAYOFF RECORDS

Team Single-Game Playoff Records

	76ers	Opponent
Most Points	141, vs. San Francisco, Apr. 14, 1967 (NBA Finals)	156, vs. Milwaukee, Mar. 30, 1970 (E.D. Semifinals)
Most Field Goals Made	57, vs. San Francisco, Apr. 14, 1967 (NBA Finals)	67, vs. Milwaukee, Mar. 30, 1970 (E.D. Semifinals)
Most Field Goals Attempted	118, vs. San Francisco, Apr. 16, 1967 (NBA Finals)	140, vs. San Francisco, Apr. 14, 1967 (NBA Finals)
Highest Field Goal Percentage	.603 (47-78), vs. Toronto, May 16, 2001 (E.C. Semifinals)	.610 (50-82), at Milwaukee, Apr. 29, 1986 (E.C. Semifinals)
Most 3-PT Field Goals Made	11, vs. Toronto, May 16, 2001 (E.C. Semifinals)	19, vs. Boston, May 3, 2002 (First Round)
Most 3-PT Field Goals Attempted	21 vs. Toronto, May 16, 2001 (E.C. Semifinals)	30, vs. Boston, April 28, 2002 (First Round)
Highest 3-PT Field Goal Percentage	1.000 (3-3), at Boston, May 22, 1985 (E.C. Finals)	1.000 (1-1), at L.A. Lakers, June 1, 1982 (NBA Finals)
		1.000 (1-1), vs. Milwaukee, May 5, 1982 (E.C. Semifinals)
Most Free Throws Made	42, at New York, Mar. 30, 1968 (E.D. Semifinals)	45, vs. Milwaukee, Apr. 7, 1981 (E.C. Semifinals)
Most Free Throws Attempted	66, at New York, Mar. 30, 1968 (E.D. Semifinals)	53, at Boston, Apr. 10, 1966 (E.D. Finals)
Highest Free Throw Percentage	1.000 (16-16), vs. Toronto, May 16, 2001 (E.C. Semifinals)*	.964 (27-28), vs. Boston, Apr. 17, 1977 (E.C. Semifinals)
Most Total Rebounds	93, vs. San Francisco, Apr. 16, 1967 (NBA Finals)	80, vs. San Francisco, Apr. 14, 1967 (NBA Finals)
Most Offensive Rebounds	26, at Washington, Apr. 24, 1985 (First Round)	26, vs. L.A. Lakers, June 6, 1982 (NBA Finals)
	26, at New York, Apr. 16, 1978 (E.C. Semifinals)	
Most Defensive Rebounds	49, vs. New York, Apr. 16, 1978 (E.C. Semifinals)	48, vs. Portland, June 3, 1977 (NBA Finals)
Most Assists	38, vs. Washington, Apr. 27, 1986 (First Round)	46, vs. Milwaukee, Mar. 30, 1970 (E.D. Semifinals)
Most Blocked Shots	20, vs. Milwaukee, Apr. 5, 1981 (E.C. Semifinals)	13, at Los Angeles, June 8, 2000 (NBA Finals)
		13, at Washington, Apr. 22, 1986 (First Round)
Most Steals	20, vs. Orlando, May 13, 1999 (First Round)	19, vs. Milwaukee, May 9, 1986 (E.C. Semifinals)
Most Turnovers	30, at Portland, May 31, 1977 (NBA Finals)	34, vs. Portland, May 22, 1977 (NBA Finals)
Most Personal Fouls	36, at Los Angeles Lakers, June 1, 1982 (NBA Finals)	41, at Atlanta, Apr. 23, 1982 (First Round)

Individual Single-Game Playoff Records

	76ers	Opponent
Most Points	54, Allen Iverson vs. Toronto, May 9, 2001 (E.C. Semifinals)	55, Rick Barry, at San Francisco, Apr. 18, 1967 (NBA Finals)
Most Field Goals Made	22, Billy Cunningham vs. Milw., Apr. 1, 1970 (E.D. Semifinals)	22, Rick Barry, at San Francisco, Apr. 18, 1967 (NBA Finals)
Most Field Goals Attempted	41, Allen Iverson at Los Angeles, June 6, 2001 (NBA Finals)	48, Rick Barry, at San Francisco, Apr. 18, 1967 (NBA Finals)
Most FGM without a miss	7, Larry Costello vs. Boston, Apr. 15, 1965 (E.D. Finals)	5, Kurt Rambis, at La Lakers, May 29, 1983 (NBA Finals)
Most 3-PT Field Goals Made	8, Allen Iverson vs. Toronto, May 16, 2001 (E.C. Semifinals)	9, Vince Carter, at Toronto, May 11, 2001 (E.C. Semifinals)*
		9, Ray Allen, at Milwaukee, June 1, 2001 (E.C. Finals)*
Most 3-PT Field Goals Attempted	14, Allen Iverson vs. Toronto, May 16, 2001 (E.C. Semifinals)	14, Reggie Miller, at Indiana, April 28, 2001 (First Round)
Most 3-PT FGM without a miss	3, Charles Barkley at Boston, May 22, 1985 (E.C. Finals)	4, Austin Croshere, at Indiana, May 8, 2000 (E.C. Semifinals)
Most Free Throws Made	19, Allen Iverson vs. Boston, April 28, 2001 (First Round)	15, Paul Pressey, at Milwaukee, May 7, 1986 (E.C. Semifinals)
Most Free Throws Attempted	25, Wilt Chamberlain vs. Boston, Apr. 12, 1966 (E.D. Finals)	22, Shaquille O'Neal, June 6, 2001 (NBA Finals)
Most FTM without a miss	15, Hersey Hawkins at Chicago, May 6, 1991 (E.C. Semifinals)	14, Mickey Johnson, vs. Milw., Apr. 7, 1981 (E.C. Semifinals)
		14, Earvin Johnson, vs. L.A. Lakers, May 16, 1980 (NBA Finals)
Most Total Rebounds	41, Wilt Chamberlain vs. Boston, Apr. 5, 1967 (E.D. Finals)	14, Oscar Robertson, vs. Cinc., Mar. 26, 1965 (E.D. Semifinals)
Most Offensive Rebounds	11, Charles Barkley vs. Cleveland, Apr. 26, 1990 (First Round)	32, Bill Russell, at Boston, Apr. 4, 1965 (E.D. Finals)
	11, Charles Barkley vs. Washington, Apr. 18, 1986 (First Round)	10, Alton Lister, vs. Milwaukee, May 5, 1985 (E.C. Semifinals)
Most Defensive Rebounds	17, Dikembe Mutombo vs Indiana, April 21, 2001 (First Round)	
Most Assists	19, Wilt Chamberlain vs. Cinc., Mar. 24, 1967 (E.D. Semifinals)	20, Bill Walton, at Portland, June 5, 1977 (NBA Finals)
Most Blocked Shots	8, Caldwell Jones vs. Washington, May 3, 1982 (E.C. Finals)	20, Bill Walton, vs. Portland, June 3, 1977 (NBA Finals)
	8, Darryl Dawkins vs. Atlanta, Apr. 21, 1982 (First Round)	18, Mark Price, at Cleveland, May 3, 1990 (First Round)
Most Steals	10, Allen Iverson vs. Orlando, May 13, 1999 (First Round)	9, Manute Bol, vs. Washington, Apr. 18, 1986 (First Round)
Most Turnovers	10, Moses Malone at New Jersey, Apr. 24, 1984 (First Round)	8, Craig Hodges, vs. Milwaukee, May 9, 1986 (E.C. Semifinals)
Minutes Played	58, Wilt Chamberlain vs. N.Y., Mar. 27, 1968 (E.D. Semifinals)	11, John Williamson, vs. NJ Nets, Apr. 11, 1979 (First Round)
		58, Walt Bellamy, vs. New York, Mar. 27, 1968 (E.D. Semifinals)

Bold Face indicates NBA single-game playoff record

* - tied NBA single-game playoff record

2003 PHILADELPHIA 76ERS PLAYOFF MEDIA GUIDE

YEAR-BY-YEAR PLAYOFF RESULTS



1949-50

Eastern Division Semifinals

(Syracuse 2, Philadelphia 0)	
3/22/50 @ Syracuse	W, 93-76
3/23/50 @ Philadelphia	W, 59-53

Eastern Division Finals

(Syracuse 2, New York 1)	
3/26/50 @ Syracuse	W, 91-83 (OT)
3/30/50 @ New York	L, 80-76
4/2/50 @ Syracuse	W, 91-80

NBA Finals

(Minneapolis 4, Syracuse 2)	
4/8/50 @ Syracuse	L, 68-66
4/9/50 @ Syracuse	W, 91-85
4/14/50 @ Minneapolis	L, 91-76
4/16/50 @ Minneapolis	L, 77-69
4/20/50 @ Syracuse	W, 83-77
4/23/50 @ Minneapolis	L, 110-95

1950-51

Eastern Division Semifinals

(Syracuse 2, Philadelphia 0)	
3/20/51 @ Philadelphia	W, 91-81 (OT)
3/22/51 @ Syracuse	W, 90-78

Eastern Division Finals

(New York 3, Syracuse 2)	
3/28/51 @ New York	L, 103-92
3/29/51 @ Syracuse	W, 102-80
3/31/51 @ New York	L, 97-75
4/1/51 @ Syracuse	W, 90-83
4/4/51 @ New York	L, 83-81

1951-52

Eastern Division Semifinals

(Syracuse 2, Philadelphia 1)	
3/20/52 @ Syracuse	W, 102-83
3/22/52 @ Philadelphia	L, 100-95
3/23/52 @ Syracuse	W, 84-73

Eastern Division Finals

(New York 3, Syracuse 1)	
4/2/52 @ Syracuse	L, 87-85
4/3/52 @ Syracuse	W, 102-92
4/4/52 @ New York	L, 99-92
4/8/52 @ New York	L, 100-93

1952-53

Eastern Division Semifinals

(Boston 2, Syracuse 0)	
3/19/53 @ Syracuse	L, 87-81
3/21/53 @ Boston	L, 111-105 (4 OT)

1953-54

Eastern Division Round Robin

3/17/54 Syracuse @ Boston	W, 96-95 (OT)
3/18/54 New York @ Syracuse	W, 75-68
3/21/54 Syracuse @ New York	W, 103-99
3/22/54 Boston @ Syracuse	W, 98-85

(1953-54 continued)

Eastern Division Finals

(Syracuse 2, Boston 0)	
3/25/54 @ Syracuse	W, 109-94
3/27/54 @ Boston	W, 83-76

NBA Finals

(Minneapolis 4, Syracuse 3)	
3/31/54 @ Minneapolis	L, 79-68
4/3/54 @ Minneapolis	W, 62-60
4/4/54 @ Syracuse	L, 81-67
4/8/54 @ Syracuse	W, 80-69
4/10/54 @ Syracuse	L, 84-73
4/11/54 @ Minneapolis	W, 65-63
4/12/54 @ Minneapolis	L, 87-80

1954-55

Eastern Division Semifinals

(received bye in semifinals)

Eastern Division Finals

(Syracuse 3, Boston 1)	
3/22/55 @ Syracuse	W, 110-100
3/24/55 @ Syracuse	W, 116-110
3/26/55 @ Boston	L, 100-97 (OT)
3/27/55 @ Boston	W, 110-94

NBA Finals

(Syracuse 4, Fort Wayne 3)	
3/31/55 @ Syracuse	W, 86-82
4/2/55 @ Syracuse	W, 87-84
4/3/55 @ Fort Wayne	L, 96-89
4/5/55 @ Fort Wayne	L, 109-102
4/7/55 @ Fort Wayne	L, 74-71
4/9/55 @ Syracuse	W, 109-104
4/10/55 @ Syracuse	W, 92-91

1955-56

Eastern Division Semifinals

(Syracuse 2, Boston 1)	
3/17/56 @ Boston	L, 110-93
3/19/56 @ Syracuse	W, 101-98
3/21/56 @ Boston	W, 102-97

Eastern Division Finals

(Philadelphia 3, Syracuse 2)	
3/23/56 @ Philadelphia	L, 109-87
3/25/56 @ Syracuse	W, 122-118
3/27/56 @ Philadelphia	L, 119-96
3/28/56 @ Syracuse	W, 108-104
3/29/56 @ Philadelphia	L, 109-104

1956-57

Eastern Division Semifinals

(Syracuse 2, Philadelphia 0)	
3/16/57 @ Philadelphia	W, 103-96
3/18/57 @ Syracuse	W, 91-80

Eastern Division Finals

(Boston 3, Syracuse 0)	
3/21/57 @ Boston	L, 108-90
3/23/57 @ Syracuse	L, 120-105
3/24/57 @ Boston	L, 83-80

1957-58

Eastern Division Semifinals

(Philadelphia 2, Syracuse 1)	
3/15/58 @ Syracuse	W, 86-82
3/16/58 @ Philadelphia	L, 95-93
3/18/58 @ Syracuse	L, 101-88

1958-59

Eastern Division Semifinals

(Syracuse 2, New York 0)	
3/13/59 @ New York	W, 129-123
3/15/59 @ Syracuse	W, 131-115

Eastern Division Finals

(Boston 4, Syracuse 3)	
3/18/59 @ Boston	L, 131-109
3/21/59 @ Syracuse	W, 120-118
3/22/59 @ Boston	L, 133-111
3/25/59 @ Syracuse	W, 119-107
3/28/59 @ Boston	L, 129-108
3/29/59 @ Syracuse	W, 133-121
4/1/59 @ Boston	W, 130-125

1959-60

Eastern Division Semifinals

(Philadelphia 2, Syracuse 1)	
3/11/60 @ Philadelphia	L, 115-92
3/13/60 @ Syracuse	W, 125-119
3/14/60 @ Philadelphia	L, 132-112

1960-61

Eastern Division Semifinals

(Syracuse 3, Philadelphia 0)	
3/14/61 @ Philadelphia	W, 115-107
3/16/61 @ Syracuse	W, 115-114
3/18/61 @ Philadelphia	W, 106-103

Eastern Division Finals

(Boston 4, Syracuse 1)	
3/19/61 @ Boston	L, 128-115
3/21/61 @ Syracuse	W, 115-98
3/23/61 @ Boston	L, 133-110
3/25/61 @ Syracuse	L, 120-107
3/26/61 @ Boston	L, 123-101

1961-62


Eastern Division Semifinals

(Philadelphia 3, Syracuse 2)	
3/16/62 @ Philadelphia	L, 110-103
3/18/62 @ Syracuse	L, 97-82
3/19/62 @ Philadelphia	W, 101-100
3/20/62 @ Syracuse	W, 106-99
3/22/62 @ Philadelphia	L, 121-104

1962-63

Eastern Division Semifinals

(Cincinnati 3, Syracuse 2)	
3/19/63 @ Syracuse	W, 123-120
3/21/63 @ Cincinnati	L, 133-115
3/23/63 @ Syracuse	W, 121-117
3/24/63 @ Cincinnati	L, 125-118
3/26/63 @ Syracuse	L, 131-127 (OT)





2003 PHILADELPHIA 76ERS PLAYOFF MEDIA GUIDE

YEAR-BY-YEAR PLAYOFF RESULTS

1963-64

Eastern Division Semifinals (Cincinnati 3, Philadelphia 2)

3/22/64	@ Cincinnati	L, 127-102
3/24/64	@ Philadelphia	W, 122-114
3/25/64	@ Cincinnati	L, 101-89
3/28/64	@ Philadelphia	W, 129-120
3/29/64	@ Cincinnati	L, 130-124

1964-65

Eastern Division Semifinals (Philadelphia 3, Cincinnati 1)

3/24/65	@ Cincinnati	W, 119-117
3/26/65	@ Philadelphia	L, 121-120
3/28/65	@ Cincinnati	W, 108-94
3/31/65	@ Philadelphia	W, 119-112

Eastern Division Finals

(Boston 4, Philadelphia 3)

4/4/65	@ Boston	L, 108-98
4/6/65	@ Philadelphia	W, 109-103
4/8/65	@ Boston	L, 112-94
4/9/65	@ Philadelphia	W, 134-131 (OT)
4/11/65	@ Boston	L, 114-108
4/13/65	@ Philadelphia	W, 112-106
4/15/65	@ Boston	L, 110-109

1965-66

Eastern Division Semifinals (received bye in semifinals)

Eastern Division Finals

(Boston 4, Philadelphia 1)

4/3/66	@ Philadelphia	L, 115-96
4/6/66	@ Boston	L, 114-93
4/7/66	@ Philadelphia	W, 111-105
4/10/66	@ Boston	L, 114-108 (OT)
4/12/66	@ Philadelphia	L, 120-112

1966-67

Eastern Division Semifinals (Philadelphia 3, Cincinnati 1)

3/21/67	@ Philadelphia	L, 120-116
3/22/67	@ Cincinnati	W, 123-102
3/24/67	@ Philadelphia	W, 121-106
3/25/67	@ Cincinnati	W, 112-94

Eastern Division Finals

(Philadelphia 4, Boston 1)

3/31/67	@ Philadelphia	W, 127-113
4/2/67	@ Boston	W, 107-102
4/5/67	@ Philadelphia	W, 115-104
4/9/67	@ Boston	L, 121-117
4/11/67	@ Philadelphia	W, 140-116

NBA Finals

(Philadelphia 4, San Francisco 2)

4/14/67	@ Philadelphia	W, 141-135 (OT)
4/16/67	@ Philadelphia	W, 126-95
4/18/67	@ San Francisco	L, 130-124
4/20/67	@ San Francisco	W, 122-108
4/23/67	@ Philadelphia	L, 117-109
4/24/67	@ San Francisco	W, 125-122

1967-68

Eastern Division Semifinals (Philadelphia 4, New York 2)

3/22/68	@ Philadelphia	W, 118-110
3/23/68	@ New York	L, 128-117
3/27/68	@ Philadelphia	W, 138-132 (2OT)
3/30/68	@ New York	L, 107-98
3/31/68	@ Philadelphia	W, 123-107
4/1/68	@ New York	W, 113-97

Eastern Division Finals

(Boston 4, Philadelphia 3)

4/5/68	@ Philadelphia	L, 127-118
4/10/68	@ Boston	W, 115-106
4/11/68	@ Philadelphia	W, 122-114
4/14/68	@ Boston	W, 110-105
4/15/68	@ Philadelphia	L, 122-104
4/17/68	@ Boston	L, 114-106
4/19/68	@ Philadelphia	L, 100-96

1968-69

Eastern Division Semifinals (Boston 4, Philadelphia 1)

3/26/69	@ Philadelphia	L, 114-100
3/28/69	@ Boston	L, 134-103
3/30/69	@ Philadelphia	L, 125-118
4/1/69	@ Boston	W, 119-116
4/4/69	@ Philadelphia	L, 93-90

1969-70

Eastern Division Semifinals (Milwaukee 4, Philadelphia 1)

3/25/70	@ Milwaukee	L, 125-118
3/27/70	@ Milwaukee	W, 112-105
3/30/70	@ Philadelphia	L, 156-120
4/1/70	@ Philadelphia	L, 118-111
4/3/70	@ Milwaukee	L, 115-106

1970-71

Eastern Conference Semifinals (Baltimore 4, Philadelphia 3)

3/24/71	@ Baltimore	W, 126-112
3/26/71	@ Philadelphia	L, 119-107
3/28/71	@ Baltimore	L, 111-103
3/30/71	@ Philadelphia	L, 120-105
4/1/71	@ Baltimore	W, 104-103
4/3/71	@ Philadelphia	W, 98-94
4/4/71	@ Baltimore	L, 128-120

1975-76

First Round

(Buffalo 2, Philadelphia 1)

4/15/76	@ Philadelphia	L, 95-89
4/16/76	@ Buffalo	W, 131-106
4/18/76	@ Philadelphia	L, 124-123 (OT)

1976-77

First Round

(received first round bye)

Eastern Conference Semifinals

(Philadelphia 4, Boston 3)

4/17/77	@ Philadelphia	L, 113-111
---------	----------------	------------

(1975-76 continued)

4/20/77	@ Philadelphia	W, 113-101
4/22/77	@ Boston	W, 109-100
4/24/77	@ Boston	L, 124-1119
4/27/77	@ Philadelphia	W, 110-91
4/29/77	@ Boston	L, 113-108
5/1/77	@ Philadelphia	W, 83-77

Eastern Conference Finals

(Philadelphia 4, Houston 2)

5/5/77	@ Philadelphia	W, 128-117
5/8/77	@ Philadelphia	W, 106-97
5/11/77	@ Houston	L, 118-94
5/13/77	@ Houston	W, 107-95
5/15/77	@ Philadelphia	L, 118-115
5/17/77	@ Houston	W, 112-109

NBA Finals

(Portland 4, Philadelphia 2)

5/22/77	@ Philadelphia	W, 107-101
5/26/77	@ Philadelphia	W, 107-89
5/29/77	@ Portland	L, 129-107
5/31/77	@ Portland	L, 130-98
6/3/77	@ Philadelphia	L, 110-104
6/5/77	@ Portland	L, 109-107

1977-78

First Round

(received bye in first round)

Eastern Conference Semifinals

(Philadelphia 4, New York 0)

4/16/78	@ Philadelphia	W, 130-90
4/18/78	@ Philadelphia	W, 119-100
4/20/78	@ New York	W, 137-126
4/23/78	@ New York	W, 112-107

Eastern Conference Finals

(Washington 4, Philadelphia 2)

4/30/78	@ Philadelphia	L, 122-117
5/3/78	@ Philadelphia	W, 110-104
5/5/78	@ Washington	L, 123-108
5/7/78	@ Washington	L, 121-105
5/10/78	@ Philadelphia	W, 107-94
5/12/78	@ Washington	L, 101-99

1978-79

First Round

(Philadelphia 2, New Jersey 0)

4/11/79	@ Philadelphia	W, 122-114
4/13/79	@ New Jersey	W, 111-101

Eastern Conference Semifinals

(San Antonio 4, Philadelphia 3)

4/15/79	@ San Antonio	L, 119-106
4/17/79	@ San Antonio	L, 121-120
4/20/79	@ Philadelphia	W, 123-115
4/22/79	@ Philadelphia	L, 115-112 (OT)
4/26/79	@ San Antonio	W, 120-97
4/29/79	@ Philadelphia	W, 92-90
5/2/79	@ San Antonio	L, 111-108

2003 PHILADELPHIA 76ERS PLAYOFF MEDIA GUIDE

YEAR-BY-YEAR PLAYOFF RESULTS



1979-80

First Round

(Philadelphia 2, Washington 0)	
4/2/80 @ Philadelphia	W, 111-96
4/4/80 @ Washington	W, 112-104

Eastern Conference Semifinals

(Philadelphia 4, Atlanta 1)	
4/6/80 @ Philadelphia	W, 107-104
4/9/80 @ Philadelphia	W, 99-92
4/10/80 @ Atlanta	L, 105-93
4/13/80 @ Atlanta	W, 107-83
4/15/80 @ Philadelphia	W, 105-100

Eastern Conference Finals

(Philadelphia 4, Boston 1)	
4/18/80 @ Boston	W, 96-93
4/20/80 @ Boston	L, 96-90
4/23/80 @ Philadelphia	W, 99-97
4/24/80 @ Philadelphia	W, 102-90
4/27/80 @ Boston	W, 105-94

NBA Finals

(Los Angeles 4, Philadelphia 2)	
5/4/80 @ Los Angeles	L, 109-102
5/7/80 @ Los Angeles	W, 107-104
5/10/80 @ Philadelphia	L, 111-101
5/11/80 @ Philadelphia	W, 105-102
5/14/80 @ Los Angeles	L, 108-103
5/16/80 @ Philadelphia	L, 123-107

1980-81

First Round

(Philadelphia 2, Indiana 0)	
5/31/81 @ Philadelphia	W, 124-108
4/2/81 @ Indiana	W, 96-85

Eastern Conference Semifinals

(Philadelphia 4, Milwaukee 3)	
4/5/81 @ Philadelphia	W, 125-122
4/7/81 @ Philadelphia	L, 109-99
4/10/81 @ Milwaukee	W, 108-103
4/12/81 @ Milwaukee	L, 109-98
4/15/81 @ Philadelphia	W, 116-99
4/17/81 @ Milwaukee	L, 109-86
4/19/81 @ Philadelphia	W, 99-98

Eastern Conference Finals

(Boston 4, Philadelphia 3)	
4/21/81 @ Boston	W, 105-104
4/22/81 @ Boston	L, 118-99
4/24/81 @ Philadelphia	W, 110-100
4/26/81 @ Philadelphia	W, 107-105
4/29/81 @ Boston	L, 111-109
5/1/81 @ Philadelphia	L, 100-98
5/3/81 @ Boston	L, 91-90

1981-82

First Round

(Philadelphia 2, Atlanta 0)	
4/21/82 @ Philadelphia	W, 111-76
4/23/82 @ Atlanta	W, 98-95 (OT)

(1981-82 continued)

Eastern Conference Semifinals

(Philadelphia 4, Milwaukee 2)	
4/25/82 @ Philadelphia	W, 125-122
4/28/82 @ Philadelphia	W, 120-108
5/1/82 @ Milwaukee	L, 92-91
5/2/82 @ Milwaukee	W, 100-93
5/5/82 @ Philadelphia	L, 110-98
5/7/82 @ Milwaukee	W, 102-90

Eastern Conference Finals

(Philadelphia 4, Boston 3)	
5/9/82 @ Boston	L, 121-81
5/12/82 @ Boston	W, 121-113
5/15/82 @ Philadelphia	W, 99-97
5/16/82 @ Philadelphia	W, 119-94
5/19/82 @ Boston	L, 114-85
5/21/82 @ Philadelphia	L, 88-75
5/23/82 @ Boston	W, 120-106

NBA Finals

(Los Angeles 4, Philadelphia 2)	
5/27/82 @ Philadelphia	L, 124-117
5/30/82 @ Philadelphia	W, 110-94
6/1/82 @ Los Angeles	L, 129-108
6/3/82 @ Los Angeles	L, 111-101
6/6/82 @ Philadelphia	W, 135-102
6/8/82 @ Los Angeles	L, 114-104

1982-83

First Round

(received a bye in first round)

Eastern Conference Semifinals

(Philadelphia 4, New York 0)	
4/24/83 @ Philadelphia	W, 112-102
4/27/83 @ Philadelphia	W, 98-91
4/30/83 @ New York	W, 107-105
5/1/83 @ New York	W, 105-102

Eastern Conference Finals

(Philadelphia 4, Milwaukee 1)	
5/8/83 @ Philadelphia	W, 111-109 (OT)
5/11/83 @ Philadelphia	W, 87-81
5/14/83 @ Milwaukee	W, 104-96
5/15/83 @ Milwaukee	L, 100-94
5/18/83 @ Philadelphia	W, 115-103

NBA Finals

(Philadelphia 4, Los Angeles 0)	
5/22/83 @ Philadelphia	W, 113-107
5/26/83 @ Philadelphia	W, 103-93
5/29/83 @ Los Angeles	W, 111-94
5/31/83 @ Los Angeles	W, 115-108

1983-84

First Round

(New Jersey 3, Philadelphia 2)	
4/18/84 @ Philadelphia	L, 116-101
4/20/84 @ Philadelphia	L, 116-102
4/22/84 @ New Jersey	W, 108-100
4/24/84 @ New Jersey	W, 110-102
4/26/84 @ Philadelphia	L, 101-98

1984-85

First Round

(Philadelphia 3, Washington 1)	
4/17/85 @ Philadelphia	W, 104-97
4/21/85 @ Philadelphia	W, 113-94
4/24/85 @ Washington	L, 118-100
4/26/85 @ Washington	W, 106-98

Eastern Conference Semifinals

(Philadelphia 4, Milwaukee 0)	
4/28/85 @ Milwaukee	W, 127-105
4/30/85 @ Milwaukee	W, 112-108
5/3/85 @ Philadelphia	W, 109-104
5/5/85 @ Philadelphia	W, 121-112

Eastern Conference Finals

(Boston 4, Philadelphia 1)	
5/12/85 @ Boston	L, 108-93
5/14/85 @ Boston	L, 106-98
5/18/85 @ Philadelphia	L, 105-94
5/19/85 @ Philadelphia	W, 115-104
5/22/85 @ Boston	L, 102-100

1985-86

First Round

(Philadelphia 3, Washington 2)	
4/18/86 @ Philadelphia	L, 95-94
4/20/86 @ Philadelphia	W, 102-97
4/22/86 @ Washington	W, 91-86
4/24/86 @ Washington	L, 116-111
4/27/86 @ Philadelphia	W, 134-109

Eastern Conference Semifinals

(Milwaukee 4, Philadelphia 3)	
4/29/86 @ Milwaukee	W, 118-112
5/1/86 @ Milwaukee	L, 119-107
5/3/86 @ Philadelphia	W, 107-103
5/5/86 @ Philadelphia	L, 109-104
5/7/86 @ Milwaukee	L, 113-108
5/9/86 @ Philadelphia	W, 126-108
5/11/86 @ Milwaukee	L, 113-112

1986-87


First Round

(Milwaukee 3, Philadelphia 2)	
4/24/87 @ Milwaukee	L, 107-104
4/26/87 @ Milwaukee	W, 125-122 (OT)
4/29/87 @ Philadelphia	L, 121-120
5/1/87 @ Philadelphia	W, 124-118
5/3/87 @ Milwaukee	L, 102-89

1988-89

First Round

(New York 3, Philadelphia 0)	
4/27/89 @ New York	L, 102-96
4/29/89 @ New York	L, 107-106
5/2/89 @ Philadelphia	L, 116-115 (OT)





2003 PHILADELPHIA 76ERS PLAYOFF MEDIA GUIDE

YEAR-BY-YEAR PLAYOFF RESULTS

1989-90

First Round

(Philadelphia 3, Cleveland 2)

4/26/90	@ Philadelphia	W, 111-106
4/29/90	@ Philadelphia	W, 107-101
5/1/90	@ Cleveland	L, 122-95
5/3/90	@ Cleveland	L, 108-96
5/5/90	@ Philadelphia	W, 113-97

Eastern Conference Semifinals

(Chicago 4, Philadelphia 1)

5/7/90	@ Chicago	L, 96-85
5/9/90	@ Chicago	L, 101-96
5/11/90	@ Philadelphia	W, 118-112
5/13/90	@ Philadelphia	L, 111-101
5/16/90	@ Chicago	L, 117-99

1990-91

First Round

(Philadelphia 3, Milwaukee 0)

4/25/91	@ Milwaukee	W, 99-90
4/27/91	@ Milwaukee	W, 116-112 (OT)
4/30/91	@ Philadelphia	W, 121-100

Eastern Conference Semifinals

(Chicago 4, Philadelphia 1)

5/4/91	@ Chicago	L, 105-92
5/6/91	@ Chicago	L, 112-100
5/10/91	@ Philadelphia	W, 99-97
5/12/91	@ Philadelphia	L, 101-85
5/14/91	@ Chicago	L, 100-95

1998-99

First Round

(Philadelphia 3, Orlando 1)

5/9/99	@ Orlando	W, 104-90
5/11/99	@ Orlando	L, 79-68
5/13/99	@ Philadelphia	W, 97-85
5/15/99	@ Philadelphia	W, 101-91

Eastern Conference Semifinals

(Indiana 4, Philadelphia 0)

5/17/99	@ Indiana	L, 94-90
5/19/99	@ Indiana	L, 85-82
5/21/99	@ Philadelphia	L, 97-86
5/23/99	@ Philadelphia	L, 89-86

1999-00

First Round

(Philadelphia 3, Charlotte 1)

4/22/00	@ Charlotte	W, 92-82
4/24/00	@ Charlotte	L, 108-98 (OT)
4/28/00	@ Philadelphia	W, 81-76
5/1/00	@ Philadelphia	W, 105-99

Eastern Conference Semifinals

(Indiana 4, Philadelphia 2)

5/6/00	@ Indiana	L, 108-91
5/8/00	@ Indiana	L, 103-97
5/10/00	@ Philadelphia	L, 97-89
5/23/00	@ Philadelphia	W, 92-90
5/15/00	@ Indiana	W, 107-86

(1999-00 continued)

5/19/00	@ Philadelphia	L, 106-90
---------	----------------	-----------

2000-01

First Round

(Philadelphia 3, Indiana 1)

4/21/01	@ Philadelphia	L, 79-78
4/24/01	@ Philadelphia	W, 116-98
4/28/01	@ Indiana	W, 92-87
5/2/01	@ Indiana	W, 88-85

Eastern Conference Semifinals

(Philadelphia 4, Toronto 3)

5/6/01	@ Philadelphia	L, 96-93
5/9/01	@ Philadelphia	W, 97-92
5/11/01	@ Toronto	L, 102-78
5/13/01	@ Toronto	W, 84-79
5/16/01	@ Philadelphia	W, 121-88
5/18/01	@ Toronto	L, 101-89
5/20/01	@ Philadelphia	W, 88-87

Eastern Conference Finals

(Philadelphia 4, Milwaukee 3)

5/22/01	@ Philadelphia	W, 93-85
5/24/01	@ Philadelphia	L, 92-78
5/26/01	@ Milwaukee	L, 80-74
5/28/01	@ Milwaukee	W, 89-93
5/30/01	@ Philadelphia	W, 89-88
6/1/01	@ Milwaukee	L, 110-100
6/3/01	@ Philadelphia	W, 108-91

NBA Finals

(Los Angeles 4, Philadelphia 1)

6/6/01	@ Los Angeles	W, 107-101 (OT)
6/8/01	@ Los Angeles	L, 98-89
6/10/01	@ Philadelphia	L, 96-91
6/13/01	@ Philadelphia	L, 100-86
6/15/01	@ Philadelphia	L, 108-96

2001-02

First Round

(Boston 3, Philadelphia 2)

4/21/02	@ Boston	L, 92-82
4/25/02	@ Boston	L, 93-85
4/28/02	@ Philadelphia	W, 108-103
5/1/02	@ Philadelphia	W, 83-81
5/3/02	@ Boston	L, 120-87

ALL-TIME PLAYOFF RESULTS

TEAM-BY-TEAM (since 1963-64)

Atlanta Hawks	6-1
Boston Celtics	30-35
Chicago Bulls	2-8
Cleveland Cavaliers	3-2
Golden State Warriors		
San Francisco Warriors	4-2
Houston Rockets	4-2
Indiana Pacers	7-9
Los Angeles Clippers		
Buffalo Braves	1-2
Los Angeles Lakers	9-12
Milwaukee Bucks	29-20
New Jersey Nets	4-3
New Orleans Hornets		
Charlotte Hornets	3-1
New York Knicks	12-5
Orlando Magic	3-1
Portland Trailblazers	2-4
Sacramento Kings		
Cincinnati Royals	8-5
San Antonio Spurs	3-4
Toronto Raptors	4-3
Washington Wizards		
Washington Bullets	10-7
Baltimore Bullets	3-4