


2003 PHILADELPHIA 76ERS PLAYOFF MEDIA GUIDE

PLAYER PROFILES



#7 JOHN SALMONS

GUARD • 6-7 • 210 • MIAMI '02

2002-03: Rookie NBA season (Philadelphia)...in 64 games (one start), averaged 2.1 points, 0.9 rebounds and 0.7 assists in 7.9 minutes per game...passed for a career-best nine assists against Dallas (1/23), while playing a then-high of 23 minutes...played the final

three games with a right thumb avulsion fracture suffered at New York (4/11)...missed two games with a right hip strain, and returned to play 14 minutes against the Magic (1/12), scoring eight points...averaged 12.3 minutes per game in 16 contests (Jan. 22 to March 2) before a DNP - CD at Sacramento (3/3)...played a season-high 30 minutes at Milwaukee (1/28), scoring seven points with four rebounds and two assists...at Miami (1/25), played a solid 11 minutes, making a three-pointer, and helping to shut down Caron Butler, who had 22 points in the game but none in the fourth quarter...had a career-best at Utah (12/28) with nine points...made his first career start versus Phoenix (12/13) for an injured Monty Williams and at the time had then career/season-bests in almost every category, including points (six), rebounds (six), assists (four) and minutes (23)...made his NBA debut at Orlando (10/29), recording two points and two assists in 19 minutes.

PRO CAREER: One NBA season...in 62 games, averaging 2.1 points, 0.9 rebounds and 0.7 assists in 7.9 minutes per game...rights were acquired by the Sixers from San Antonio on June 26, 2002, in a draft day trade with Mark Bryant and the rights to Randy Holcomb for Speedy Claxton.

COLLEGE CAREER: Started 107 straight games at University of Miami, the second-longest streak in school history (Kevin Norris, 108)...tied with teammate Elton Tyler for most games played in school history (124) and ranks third in career assists (433) and steals (192), and 13th in scoring (1,287)...only player in Hurricane history to record at least 50 steals in three consecutive seasons (1999-00 to 2001-02)...is the only player to surpass 1,000 points, 600 rebounds, 400 assists and 150 steals in his career...led Miami to an 86-39 (.688) record during his four years, the most wins in any four-year span in school history...as a senior, selected to All-Big East Conference Second Team and honored with Big East Sportsmanship Award...played every position other than center...led team in assists (6.1 apg, 18th in nation), steals (1.8 spg) and free throw percentage (.845), and ranked second in scoring (13.0) and rebounding (6.0 rpg)...recorded a team-high six double-doubles...finished third in Big East in assists and fourth in free throw percentage...total of 195 assists as a senior is second-best single-season total in school history (Vernon Jennings, 218)...earned MVP honors of the Virgin Islands Paradise Jam after averaging 17.7 points, 6.3 rebounds, 5.3 assists and 2.7 steals in three contests...nearly recorded first triple-double in school history with a 15-point, 10-assist, nine-rebound effort against Charlotte on Dec. 22, 2001...totaled 16 points, five rebounds and four assists in 2002 NCAA Tournament game versus Missouri...was an All-Big East Third Team pick as a junior after starting every game at shooting guard...topped team in rebounding (6.0 rpg), assists (4.0 apg) and steals (2.0 spg) while ranking second in scoring...in Conference games, was the only player in the Big East to rank among conference leaders in scoring (20th), rebounding (17th), assists (11th), steals (fifth), free throw percentage (10th) and assist-to-turnover ratio (13th)...paced team in scoring nine times and rebounding 11 times...reached double digits in scoring a team-high 23 times, including career-high 30-point game against West Virginia (2/28/01)...as a sophomore, started at forward and ranked second on the team in steals (1.5 spg), assists (1.9 apg) and blocks (0.6 bpg); was third in rebounding (5.4 rpg) and fourth in scoring.

OFF THE COURT: Full name is John Rashall Salmons...majored in Criminology/Sociology...would like to become a sports agent once his basketball career has ended...lists the 76ers as his favorite basketball team growing up...favorite show is "Martin" and movie is "The Usual Suspects"...favorite book is The Bible...favorite meal is chicken...attended Plymouth Whitmarsh High School in Plymouth-Meeting, Pa...played with Vanderbilt guard Chucky Moore...lived with the Moore family throughout high school...only child of Sandra and John Salmons...stepfather Douglas Lillie...had his No. 45 high school jersey retired on Dec. 3...spokesman for the Sixers Neighborhood Basketball League (SNBL).

Key Information

BornDec. 12, 1979 in Philadelphia, Pa.
 Years ProRookie
 DraftedIn the first round (26th pick overall) of the 2002 NBA Draft
by the San Antonio Spurs
 AcquiredDraft rights traded along with Mark Bryant and the
draft rights to Randy Holcomb


Quick Facts

- As a rookie, played in 64 games (one start) and averaged 2.1 points and 7.9 minutes per game.
- Local product who attended Plymouth Whitmarsh High School in Plymouth-Meeting, Pa.
- Started 107 straight games at University of Miami, the second-longest streak in school history.
- A great all-around player, he can play multiple positions. Is described as a "winning-type player" who does the small things to help his team win.
- Only player in Hurricane history to surpass 1,000 points, 600 rebounds, 400 assists and 150 steals in his career.
- As a senior, honored with Big East Sportsmanship Award.

Salmons Regular-Season Record

SEA	G	MIN	FGM-FGA	PCT	FTM-FTA	PCT	OR-DR-TOT	A	PF	S	TO	B	PTS	AVG
							PHILADELPHIA							
02-03	64	505	48-116	.414	26-35	.743	16-43-59	47	53	17	29	6	132	2.1

Three-point field goals: 2002-03, 10-31 (.323). Totals, 10-31 (.323).





2003 PHILADELPHIA 76ERS PLAYOFF MEDIA GUIDE


PLAYER PROFILES

Salmons Game-by-Game Results

DATE	OPPONENT	W/L	SCORE	S/P	MIN	FGM-FGA	PCT	3FGM-3FGA	PCT	FTM-FTA	PCT	OR-DR-TOT	A	PF	S	TO	B	PTS
10/29/02	@ Orlando	L	95-88	0/1	19	1-5	.200	0-1	.000	0-0	.000	0-0-0	2	4	1	1	1	2
10/30/02	Milwaukee	W	95-93	0/2	16	1-2	.500	1-1	1.000	0-0	.000	1-1-2	3	3	1	2	1	3
11/1/02	New York	W	98-86	0/3	1	1-1	1.000	1-1	1.000	0-0	.000	0-0-0	0	0	0	0	0	3
11/6/02	LA Clippers	W	101-99	ot	DNP - Coach's decision													
11/8/02	Cleveland	W	108-84	0/4	14	2-6	.333	0-0	.000	0-0	.000	0-2-2	1	1	0	3	1	4
11/9/02	@ Milwaukee	L	110-105	ot	0/5	1	0-0	.000	0-0	.000	0-0-0	0	0	0	0	0	0	0
11/13/02	@ Boston	L	91-81	0/6	7	0-2	.000	0-1	.000	0-0	.000	0-1-1	0	0	0	0	0	0
11/14/02	San Antonio	W	99-94	0/7	8	0-0	.000	0-0	.000	1-2	.500	0-2-2	0	0	0	1	1	1
11/16/02	@ New York	W	93-92	DNP - Coach's decision														
11/17/02	Washington	W	100-84	0/8	2	0-1	.000	0-1	.000	0-0	.000	0-0-0	0	0	1	0	0	0
11/19/02	@ New Orleans	L	99-98	0/9	1	0-0	.000	0-0	.000	0-0	.000	0-0-0	0	0	0	0	0	0
11/20/02	@ Memphis	W	95-88	0/10	1	0-0	.000	0-0	.000	0-0	.000	0-0-0	0	0	0	0	0	0
11/22/02	Toronto	W	90-80	0/11	1	0-0	.000	0-0	.000	0-0	.000	0-0-0	1	0	0	0	0	0
1/24/02	@ Toronto	W	94-84	0/12	3	0-0	.000	0-0	.000	0-0	.000	0-0-0	0	0	0	0	0	0
11/25/02	New Orleans	W	108-87	0/13	8	1-1	1.000	0-0	.000	0-0	.000	0-0-0	3	0	0	1	0	2
11/27/02	Miami	W	83-74	DNP - Coach's decision														
11/29/02	@ Cleveland	W	106-99	0/14	6	0-1	.000	0-0	.000	0-0	.000	0-1-1	0	0	0	1	0	0
11/30/02	@ Washington	W	95-94	0/15	3	0-0	.000	0-0	.000	0-0	.000	0-0-0	0	0	0	0	0	0
12/4/02	Boston	W	99-93	DNP - Coach's decision														
12/6/02	@ San Antonio	L	98-93	0/16	2	1-1	1.000	0-0	.000	1-2	.500	0-0-0	0	1	0	0	0	3
12/7/02	@ Houston	L	97-72	0/17	7	0-1	.000	0-0	.000	2-2	1.000	0-0-0	0	0	0	0	0	2
12/11/02	Seattle	L	92-88	0/18	6	0-0	.000	0-0	.000	0-0	.000	0-1-1	0	1	0	0	0	0
12/13/02	Phoenix	L	99-91	1/19	23	3-8	.375	0-2	.000	0-0	.000	2-4-6	4	2	0	5	0	6
12/15/02	@ Indiana	L	107-97	1/20	2	0-0	.000	0-0	.000	0-0	.000	0-0-0	0	1	0	0	0	0
12/16/02	Denver	W	93-71	1/21	5	0-0	.000	0-0	.000	0-0	.000	1-1-2	1	0	1	1	0	0
12/18/02	Minnesota	W	99-94	1/22	3	0-0	.000	0-0	.000	0-0	.000	0-0-0	1	0	0	0	0	0
12/20/02	LA Lakers	W	107-104	DNP - Coach's decision														
12/21/02	@ Atlanta	L	79-77	DNP - Coach's decision														
12/28/02	@ Utah	L	98-69	1/23	19	3-7	.429	1-2	.500	2-4	.500	1-3-4	0	0	2	2	0	4
12/30/02	@ Golden State	L	104-98	1/24	1	0-0	.000	0-0	.000	0-0	.000	0-0-0	0	0	0	0	0	0
12/31/02	@ LA Clippers	W	83-75	1/25	1	0-0	.000	0-0	.000	0-0	.000	0-0-0	0	0	0	0	0	0
1/2/03	@ Phoenix	L	96-78	1/26	2	1-1	1.000	0-0	.000	0-0	.000	0-0-0	0	1	0	0	0	0
1/4/03	@ Dallas	L	102-83	1/27	11	2-4	.500	0-1	.000	0-0	.000	0-0-0	1	0	0	0	0	4
1/6/03	Indiana	L	105-104	ot DNP - Coach's decision														
1/8/03	Detroit	L	103-94	ot DNP - Right hip strain														
1/10/03	New York	L	114-112	DND - Right hip strain														
1/12/03	Orlando	L	107-105	1/28	14	3-3	1.000	1-1	1.000	1-2	.500	1-0-1	0	6	0	3	0	8
1/15/03	New Jersey	W	108-107	1/29	2	0-1	.000	0-0	.000	0-0	.000	0-2-2	0	0	0	0	0	0
1/17/03	Milwaukee	L	99-95	1/30	4	1-2	.500	1-2	.500	0-0	.000	0-0-0	0	0	0	0	0	3
1/18/03	@ Washington	W	88-80	1/31	1	0-0	.000	0-0	.000	0-0	.000	0-0-0	0	1	0	0	0	0
1/20/03	Boston	L	100-99	1/32	6	0-0	.000	0-0	.000	0-0	.000	0-1-1	0	1	0	0	0	0
1/22/03	@ Detroit	W	92-83	1/33	10	0-0	.000	0-0	.000	0-0	.000	0-0-0	2	2	1	0	0	0
1/23/03	Dallas	L	107-94	1/34	25	0-3	.000	0-0	.000	4-4	1.000	0-2-2	9	1	2	2	0	4
1/25/03	@ Miami	W	97-91	1/35	11	1-3	.333	1-1	1.000	0-0	.000	0-1-1	0	0	1	0	1	3
1/28/03	@ Milwaukee	W	108-81	1/36	30	3-9	.333	1-4	.250	0-0	.000	2-2-4	2	3	0	1	0	7
1/29/03	Atlanta	L	97-83	1/37	20	1-4	.250	0-3	.000	0-0	.000	1-1-2	1	1	1	0	0	2
1/31/03	Miami	W	104-99	1/38	14	0-1	.000	0-0	.000	1-2	.500	1-2-3	1	5	1	1	0	1
2/2/03	@ Minnesota	L	99-91	1/39	23	1-5	.200	0-1	.000	0-0	.000	0-4-4	2	1	1	0	0	2
2/5/03	New Jersey	L	111-85	1/40	15	0-1	.000	0-0	.000	2-2	1.000	0-0-0	1	2	1	0	0	2
2/12/03	Chicago	W	119-111	ot DNP - Coach's decision														
2/14/03	Orlando	W	99-98	1/41	6	0-0	.000	0-0	.000	0-0	.000	0-0-0	0	1	0	0	0	0
2/16/03	@ New Jersey	W	90-83	1/42	12	1-2	.500	1-1	1.000	0-0	.000	0-0-0	1	2	1	1	0	3
2/19/03	@ Chicago	W	110-82	1/43	6	2-3	.667	1-2	.500	0-0	.000	0-0-0	1	1	0	1	0	5
2/21/03	@ Cleveland	W	119-99	1/44	6	0-1	.000	0-1	.000	2-2	1.000	0-0-0	0	1	0	1	0	2
2/23/03	Cleveland	W	116-103	1/45	2	0-0	.000	0-0	.000	2-2	1.000	0-0-0	1	1	0	0	0	2
2/26/03	Memphis	W	111-107	1/46	1	0-0	.000	0-0	.000	0-0	.000	0-0-0	0	0	0	0	0	0
2/28/03	Utah	W	104-83	1/47	7	2-2	1.000	0-0	.000	0-0	.000	1-0-1	1	0	0	1	0	4
3/2/03	@ Denver	W	100-94	1/48	7	0-1	.000	0-0	.000	0-0	.000	0-0-0	0	2	0	0	0	0
3/3/03	@ Sacramento	L	107-99	DNP - Coach's decision														
3/6/03	@ Portland	W	88-60	1/49	9	0-4	.000	0-2	.000	0-0	.000	0-3-3	0	0	0	0	0	0
3/7/03	@ Seattle	W	108-99	DNP - Coach's decision														
3/9/03	@ LA Lakers	L	106-92	1/50	4	0-0	.000	0-0	.000	0-0	.000	0-0-0	1	1	0	0	0	0
3/12/03	Indiana	W	96-93	DNP - Coach's decision														
3/14/03	Portland	W	90-79	1/51	1	0-0	.000	0-0	.000	0-0	.000	0-0-0	0	0	0	0	0	0
3/16/03	@ New Jersey	W	92-87	DNP - Coach's decision														
3/18/03	@ Miami	W	103-83	1/52	2	0-1	.000	0-0	.000	0-0	.000	0-0-0	0	0	0	0	0	0
3/20/03	@ Detroit	L	113-85	1/53	7	4-5	.800	0-0	.000	0-0	.000	0-0-0	0	0	0	0	0	8
3/21/03	Atlanta	L	114-105	DNP - Coach's decision														
3/23/03	@ Toronto	W	112-95	1/54	11	1-1	1.000	0-0	.000	0-0	.000	0-1-1	1	1	0	0	1	2
3/26/03	@ Indiana	W	91-85	DNP - Coach's decision														
3/28/03	Golden State	L	102-98	DNP - Coach's decision														
3/29/03	@ Atlanta	W	110-89	1/55	8	1-3	.333	0-0	.000	0-0	.000	1-2-3	0	0	1	0	0	2
3/31/03	@ Orlando	W	118-113	ot DNP - Coach's decision														
4/2/03	Chicago	W	108-101	1/56	1	0-0	.000	0-0	.000	0-0	.000	0-0-0	0	0	0	0	0	0
4/4/03	Houston	L	88-79	1/57	2	1-1	1.000	0-0	.000	1-2	.500	0-0-0	0	1	0	0	0	3
4/6/03	Sacramento	L	97-81	1/58	6	3-5	.600	1-1	1.000	1-2	.500	1-1-2	1	0	0	0	0	8
4/8/03	Detroit	W	91-74	1/59	21	2-4	.500	0-1	.000	0-0	.000	0-2-2	1	2	0	0	0	4
4/10/03	@ Boston	W	99-78	1/60	9	1-3	.333	0-1	.000	0-0	.000	1-2-3	1	0	0	1	0	2
4/11/03	@ New York	L	108-103	1/61	2	0-0	.000	0-0	.000	0-0	.000	0-0-0	1	1	1	0	0	0
4/13/03	New Orleans	L	94-89	1/62	2	0-0	.000	0-0	.000	0-0	.000	0-0-0	1	0	0	0	0	0
4/15/03	@ Chicago	L	115-106	1/63	14	3-4	.750	0-0	.000	2-2	1.000	1-2-3	0	0	1	1	0	8
4/16/03	Washington	W	107-87	1/64	10	1-3	.333	0-0	.000	4-5	.800	0-1-1	0	0	1	1	0	6

2003 PHILADELPHIA 76ERS PLAYOFF MEDIA GUIDE

PLAYER PROFILES



#54 BRIAN SKINNER

FORWARD • 6-9 • 265 • BAYLOR '98

2002-03: Fifth NBA season (Philadelphia)...averaged a career best 6.0 points and 4.8 rebounds per game in 77 games (nine starts)...shot a team best .550 from the field and would rank third in the NBA if he had enough qualifying numbers...had 16 games in double-figure

scoring and eight with double-figure rebounds...led the team in rebounding eight times...recorded three double-doubles...missed one game due to injury (at Chicago on Feb. 19 due to abdominal pain), two games due to personal reasons (March 28 and 29) and two games as a DNP-CD...at Milwaukee (1/28), had season highs of 20 points and 14 rebounds in 37 minutes...started at Miami (1/25) despite a left ankle sprain and chip fracture scoring nine points and grabbing six rebounds...had re-aggravated the left ankle sprain versus Dallas (1/23) and limited to just four minutes...originally hurt the ankle at Detroit (1/22)...started at Detroit (1/22) in place of Derrick Coleman...matched his then season-high with 17 points versus Milwaukee (1/17) and tied his then season-high 13 rebounds...scored a then season-high 17 points versus Detroit (1/8), shooting 6-7 from the field, while adding seven rebounds and two blocks...got his first start as a Sixer at Phoenix (1/2) for an ailing Keith Van Horn...recorded his first double-double of the season vs. San Antonio (11/14) with 13 points and 11 rebounds and had all three of his blocks in the fourth quarter, including two on Tim Duncan...made his Sixers' debut at Orlando (10/29), tying a game-high with 10 rebounds...signed as a free agent by the Sixers on August 27, 2002.

PRO CAREER: Fifth NBA seasons...career averages of 4.5 points and 4.6 rebounds per game, playing in 235 contests while starting 49 of them for the LA Clippers, Cleveland and Philadelphia...enjoyed a career year in 2002-03 for Philadelphia with highs of 6.0 points and 4.8 rebounds...shot a career-best .550 from the field and would have ranked third in the NBA if he had enough qualifying numbers...a first round draft pick (22nd overall) by the Clippers in the 1998 NBA Draft...played his first three seasons with L.A., including his then best season as a professional in 1999-00 when he averaged 5.4 points and 6.1 rebounds in 33 games...traded by the Clippers on June 27, 2001, along with the rights to Tyson Chandler to the Chicago Bulls for Elton Brand...less than a month later on July 18, 2001, was moved to the Toronto Raptors for Charles Oakley and a 2002 second round draft pick...in a three-way trade with Miami, Toronto sent him to Cleveland on Oct. 26, 2001, where played the 2001-02 season...signed as a free agent by the Sixers on August 27, 2002...starter on the 1997 gold-medal winning World University Games team and the 1996 gold-medal winning World Championship team.

2001-02: Fourth NBA season (Cleveland): In a three-way trade with Miami, Toronto traded him to Cleveland on Oct. 26, 2001...averaged 3.4 points and 4.3 rebounds in 65 games (eight starts)...shot 54.3 percent from the field...in his eight starts, averaged 5.5 points, while shooting 53.3 percent with 7.4 rebounds and 1.38 blocks in 27.1 minutes...led or tied for the team lead in rebounding on 14 occasions and in blocks on 21 occasions...had five games of 10-plus points and seven games of 10-plus rebounds...in 33 minutes versus the Grizzlies on Nov. 21, grabbed a season-high tying 12 rebounds with a career-high and Cavs season-high tying six blocks...in his first start of the season, had 10 points with a season-high tying 12 rebounds in a season-high 40 minutes at Kings on Jan. 15...activated from injured list on Feb. 26 after missing five games due to neck spasms.

2000-01: Third NBA season (L.A. Clippers): Averaged 4.1 points, 4.3 rebounds and 15.0 minutes in 39 games...missed five games while on the injured list with a sprained right ankle (11/18 to 11/27)...tallied a career-high 23 points with 12 rebounds in 35 minutes of action on Nov. 12 at Denver...traded by the Clippers on June 27, 2001, along with the rights to Tyson Chandler to the Chicago Bulls for Elton Brand...less than a month later on July 18, 2001, was moved to the Toronto Raptors for Charles Oakley and a 2002 second round draft pick

1999-00: Second NBA season (L.A. Clippers): Averaged 5.4 points, 6.1 rebounds and 23.5 minutes in 33 games (nine starts)...grabbed a career-high 17 rebounds to go with 10 points and four blocked shots in 34 minutes at Milwaukee on Nov. 16...compiled up 18 points, 16 rebounds and four blocked shots in 45 minutes at Toronto on Nov. 19...played a career-high 48 minutes, recording 13 points, 13 rebounds and four blocks at Washington on Nov. 20...led team in rebounding seven times...suffered a high left ankle sprain on Dec. 14 at the L.A. Lakers which caused him to miss a total of 49 games (12/17 to 2/1)...was on the injured list with a high left ankle sprain from Feb. 26 through the remainder of the season.

Skinner Regular-Season Record

SEA	G	MIN	FGM-FGA	PCT	FTM-FTA	PCT	OR-DR-TOT	A	PF	S	TO	B	PTS	AVG
98-99	21	258	33-71	.465	20-33	.606	20-33-53	1	20	10	19	13	86	4.1
99-00	33	775	68-134	.507	43-65	.662	63-138-201	11	75	16	37	44	179	5.4
00-01	39	584	64-161	.398	32-59	.542	55-113-168	18	61	14	32	11	160	4.1
01-02	65	1,107	88-162	.543	48-79	.608	93-188-281	17	130	24	42	61	224	3.4
02-03	77	1381	182-331	.550	97-161	.602	136-230-366	19	176	47	62	53	461	6.0
TOT	235	4105	435-859	.506	240-397	.605	367-702-1069	66	462	111	191	182	1110	4.7

Key Information

Born May 19, 1976 in Temple, Texas
 Years Pro 4
 Drafted In the first round (22nd pick overall) of the 1998 NBA Draft
 Acquired by the Los Angeles Clippers
 Signed as a free agent on Aug. 27, 2002


Quick Facts

- Playing with his third NBA team (L.A. Clippers, Cleveland and Philadelphia).
- In 2002-03, enjoyed career-highs with 6.0 points and 4.8 rebounds per game in 77 games (nine starts).
- Shot a career-best .550 from the field and would have ranked third in the NBA if he had enough qualifying numbers.
- Finished college career at Baylor with a school-record 346 blocked shots.
- Starter on the 1997 gold-medal winning World University Games team and the 1996 gold medal winning World Championship team.

1998-99: Rookie NBA season (L.A. Clippers): Averaged 4.1 points and 2.5 rebounds in 12.3 minutes per game in 21 games...underwent an arthroscopic procedure on his left knee prior to opening night on Feb. 3...missed a total of 17 games during two different stints on the injured list...contributed a then career-high 14 points along with four rebounds in 20 minutes off the bench at Houston on May 2...in the final six games of the season, shot 61.2 percent from the floor and averaged 7.7 points and 4.8 rebounds in 19.3 minutes.

COLLEGE CAREER: In four seasons at Baylor, averaged 16.5 points, 8.9 rebounds and 3.4 blocks...finished career with a school record 346 blocked shots and 915 rebounds...recorded the four best shot-blocking seasons in Baylor history...school's third all-time leading scorer with 1,702 points, trailing only former NBA players Terry Teagle (2,189) and Michael Williams (1,854)...named honorable mention All-America by the Associated Press and was a second-team All-Big 12 Conference selection as a senior...as a senior, averaged 18.1 points, 9.5 rebounds and 3.2 blocks in 28 games...ranked among NCAA leaders in blocks (fifth) and rebounds (29th).

OFF THE COURT: Received his degree from Baylor in environmental studies...he and his wife, Rebecca, have two daughters, Avery and Madison...starter on the 1997 gold-medal winning World University Games team and the 1996 gold-medal winning World Championship team...grew eight inches between freshman year of high school and freshman year at Baylor...a graduate of Temple High School in Temple, Texas.





2003 PHILADELPHIA 76ERS PLAYOFF MEDIA GUIDE


PLAYER PROFILES

Skinner Game-by-Game Results

DATE	OPPONENT	W/L	SCORE	S/P	MIN	FGM-FGA	PCT	3FGM-3FGA	PCT	FTM-FTA	PCT	OR-DR-TOT	A	PF	S	TO	B	PTS
10/29/02	@ Orlando	L	95-88	0/1	23	2-4	.500	0-0	.000	2-3	.667	0-10-10	2	3	1	2	0	6
10/30/02	Milwaukee	W	95-93	0/2	21	2-3	.667	0-0	.000	2-2	1.000	5-8-13	0	2	0	3	0	6
11/1/02	New York	W	98-86	0/3	31	2-3	.667	0-0	.000	4-8	.500	3-7-10	0	2	0	1	3	8
11/6/02	LA Clippers	W	101-99	0/4	23	0-3	.000	0-0	.000	2-2	1.000	1-6-7	0	3	2	0	1	2
11/8/02	Cleveland	W	108-84	0/5	29	5-10	.500	0-0	.000	2-4	.500	4-2-6	0	3	2	1	2	12
11/9/02	@ Milwaukee	L	110-105	0/6	14	4-6	.667	0-0	.000	2-2	1.000	2-2-4	2	3	0	2	0	10
11/13/02	@ Boston	L	91-81	0/7	22	4-7	.571	0-0	.000	4-5	.800	4-2-6	0	3	0	0	0	12
11/14/02	San Antonio	W	99-94	0/8	25	5-12	.417	0-0	.000	3-4	.750	7-4-11	0	3	0	0	3	13
11/16/02	@ New York	W	93-92	0/9	17	3-7	.429	0-0	.000	4-5	.800	1-1-2	0	3	0	0	0	10
11/17/02	Washington	W	100-84	0/10	27	2-3	.667	0-0	.000	3-4	.750	3-5-8	0	4	0	1	1	7
11/19/02	@ New Orleans	L	99-98	0/11	25	2-5	.400	0-0	.000	2-3	.667	1-6-7	0	5	3	1	1	6
11/20/02	@ Memphis	W	95-88	0/12	20	2-8	.250	0-0	.000	2-2	1.000	5-5-10	0	1	2	1	0	6
11/22/02	Toronto	W	90-80	0/13	22	3-5	.600	0-0	.000	1-2	.500	2-4-6	0	5	1	0	1	7
1/24/02	@ Toronto	W	94-84	0/14	12	1-1	1.000	0-0	.000	1-2	.500	0-4-4	0	1	0	1	0	3
11/25/02	New Orleans	W	108-87	0/15	22	5-8	.625	0-0	.000	1-2	.500	1-5-6	0	2	1	0	2	11
11/27/02	Miami	W	83-74	0/16	13	3-5	.600	0-0	.000	0-0	.000	2-0-2	0	2	0	0	1	6
11/29/02	@ Cleveland	W	106-99	0/17	12	1-1	1.000	0-0	.000	1-2	.500	0-3-3	0	1	2	1	1	3
11/30/02	@ Washington	W	95-94	0/18	16	0-1	.000	0-0	.000	0-0	.000	0-2-2	1	2	0	1	1	0
12/4/02	Boston	W	99-93	0/19	17	1-2	.500	0-0	.000	0-0	.000	2-5-7	0	4	3	2	1	2
12/6/02	@ San Antonio	L	98-93	0/20	24	0-1	.000	0-0	.000	2-2	1.000	2-4-6	0	6	1	0	0	2
12/7/02	@ Houston	L	97-72	0/21	6	1-3	.333	0-0	.000	0-2	.000	1-1-2	0	2	0	0	0	4
12/11/02	Seattle	L	92-88	0/22	12	2-3	.667	0-0	.000	0-0	.000	0-5-5	1	1	0	1	1	4
12/13/02	Phoenix	L	99-91	0/23	9	2-2	1.000	0-0	.000	0-2	.000	1-1-2	0	2	0	1	0	4
12/15/02	@ Indiana	L	107-97	0/24	8	2-3	.667	0-0	.000	1-4	.250	3-0-3	0	2	0	0	0	5
12/16/02	Denver	W	93-71	0/25	24	3-5	.600	0-0	.000	5-6	.833	2-2-4	0	4	2	0	0	11
12/18/02	Minnesota	W	99-94	0/26	19	4-7	.571	0-0	.000	0-0	.000	4-1-5	0	1	0	2	0	8
12/20/02	LA Lakers	W	107-104	0/27	20	1-2	.500	0-0	.000	0-0	.000	1-2-3	0	4	0	0	0	2
12/21/02	@ Atlanta	L	79-77	0/28	11	1-2	.500	0-0	.000	0-0	.000	2-4-6	0	0	0	2	1	2
12/28/02	@ Utah	L	98-69	0/29	19	3-6	.500	0-0	.000	1-2	.500	0-3-3	3	1	0	4	0	3
12/30/02	@ Golden State	L	104-98	0/30	22	2-3	.667	0-0	.000	2-4	.500	4-7-11	0	1	2	0	0	6
12/31/02	@ LA Clippers	W	83-75	0/31	17	1-6	.167	0-0	.000	0-0	.000	1-3-4	1	2	2	0	0	2
1/2/03	@ Phoenix	L	96-78	1/32	23	2-3	.667	0-0	.000	0-2	.000	1-4-5	0	1	0	0	1	4
1/4/03	@ Dallas	L	102-83	1/33	12	0-1	.000	0-0	.000	0-0	.000	0-2-2	1	2	0	0	0	0
1/6/03	Indiana	L	105-104	1/34	13	2-4	.500	0-0	.000	0-0	.000	1-0-1	1	1	0	1	0	4
1/8/03	Detroit	L	103-94	1/35	28	6-7	.857	0-0	.000	5-10	.500	4-3-7	0	3	0	0	2	17
1/10/03	New York	L	114-112	1/36	4	0-0	.000	0-0	.000	0-0	.000	0-0-0	0	0	0	1	0	0
1/12/03	Orlando	L	107-105	1/37	13	2-2	1.000	0-0	.000	0-0	.000	0-1-1	0	2	0	0	0	4
1/15/03	New Jersey	W	108-107	1/38	18	3-4	.750	0-0	.000	2-3	.667	2-1-3	0	1	0	0	1	8
1/17/03	Milwaukee	L	99-95	1/39	33	7-9	.778	0-0	.000	3-3	1.000	4-9-13	1	2	1	0	0	17
1/18/03	@ Washington	W	88-80	1/40	10	3-3	1.000	0-0	.000	0-0	.000	1-1-2	0	2	0	1	0	6
1/20/03	Boston	L	100-99	1/41	18	1-4	.250	0-0	.000	3-3	1.000	2-4-6	0	2	0	1	2	5
1/22/03	@ Detroit	W	92-83	2/42	20	3-3	1.000	0-0	.000	0-2	.000	1-5-6	0	2	1	4	0	6
1/23/03	Dallas	L	107-94	2/43	4	0-0	.000	0-0	.000	0-2	.000	2-0-2	0	1	0	2	0	0
1/25/03	@ Miami	W	97-91	3/44	25	4-7	.571	0-0	.000	1-4	.250	4-2-6	0	2	0	2	3	9
1/28/03	@ Milwaukee	W	108-81	4/45	37	9-12	.750	0-0	.000	2-3	.667	7-7-14	0	4	0	2	2	20
1/29/03	Atlanta	L	97-83	5/46	33	3-6	.500	0-0	.000	0-0	.000	1-1-2	0	3	1	2	2	6
1/31/03	Miami	W	104-99	6/47	31	5-6	.833	0-0	.000	2-2	1.000	1-3-4	0	5	1	1	0	12
2/2/03	@ Minnesota	L	99-91	7/48	31	4-8	.500	0-0	.000	0-0	.000	3-5-8	0	1	2	0	1	8
2/5/03	New Jersey	L	111-85	8/49	21	1-4	.250	0-0	.000	1-2	.500	1-2-3	0	4	0	0	0	3
2/12/03	Chicago	W	119-111	8/50	13	3-5	.600	0-0	.000	0-1	.000	1-4-5	0	2	0	0	0	0
2/14/03	Orlando	W	99-98	8/51	15	0-3	.000	0-0	.000	0-2	.000	5-3-8	1	3	0	2	1	0
2/16/03	@ New Jersey	W	90-83	8/52	13	3-4	.750	0-0	.000	1-1	1.000	1-3-4	1	2	1	1	0	7
2/19/03	@ Chicago	W	110-82	DND	- Abdominal pain													
2/21/03	@ Cleveland	W	119-99	8/53	18	3-7	.429	0-0	.000	0-0	.000	2-1-3	1	3	0	1	1	6
2/23/03	Cleveland	W	116-103	8/54	14	3-7	.429	0-0	.000	4-6	.667	3-0-3	0	1	0	0	0	10
2/26/03	Memphis	W	111-107	8/55	21	4-6	.667	0-0	.000	1-1	1.000	3-5-8	0	0	0	1	4	9
2/28/03	Utah	W	104-83	8/56	21	2-4	.500	0-0	.000	0-0	.000	0-4-4	0	5	1	2	0	4
3/2/03	@ Denver	W	100-94	9/57	23	3-3	1.000	0-0	.000	1-2	.500	2-3-5	0	2	2	1	4	7
3/3/03	@ Sacramento	L	107-99	9/58	22	4-7	.571	0-0	.000	3-4	.750	2-4-6	1	2	0	3	0	11
3/6/03	@ Portland	W	88-60	9/59	26	2-4	.500	0-0	.000	0-0	.000	1-5-6	0	2	1	1	1	4
3/7/03	@ Seattle	W	108-99	9/60	17	3-4	.750	0-0	.000	2-4	.500	1-0-1	0	2	1	2	0	8
3/9/03	@ LA Lakers	L	106-92	9/61	16	3-3	1.000	0-0	.000	0-0	.000	1-1-2	2	5	1	0	0	6
3/12/03	Indiana	W	96-93	9/62	17	2-3	.667	0-0	.000	0-0	.000	2-4-6	0	3	0	0	1	4
3/14/03	Portland	W	90-79	9/63	12	1-4	.250	0-0	.000	1-2	.500	2-2-4	0	1	1	0	0	3
3/16/03	@ New Jersey	W	92-87	9/64	9	0-0	.000	0-0	.000	0-0	.000	0-2-2	0	1	3	0	0	0
3/18/03	@ Miami	W	103-83	9/65	5	0-0	.000	0-0	.000	0-0	.000	0-0-0	0	0	0	0	0	0
3/20/03	@ Detroit	L	113-85	9/66	18	1-3	.333	0-0	.000	1-2	.500	2-1-3	0	1	1	0	1	3
3/21/03	Atlanta	L	114-105	DNP	- Coach's decision													
3/23/03	@ Toronto	W	112-95	9/67	5	1-1	1.000	0-0	.000	0-0	.000	0-1-1	0	1	0	0	0	2
3/26/03	@ Indiana	W	91-85	9/68	4	0-0	.000	0-0	.000	0-0	.000	0-0-0	0	0	0	1	0	0
3/28/03	Golden State	L	102-98	NWT	- Personal business													
3/29/03	@ Atlanta	W	110-89	NWT	- Personal business													
3/31/03	@ Orlando	W	118-113	DNP	- Coach's decision													
4/2/03	Chicago	W	108-101	9/69	15	5-7	.714	0-0	.000	4-5	.800	1-3-4	0	2	0	0	2	14
4/4/03	Houston	L	88-79	9/70	6	0-3	.000	0-0	.000	0-0	.000	0-0-0	0	2	0	0	0	0
4/6/03	Sacramento	L	97-81	9/71	27	3-11	.273	0-0	.000	4-9	.444	2-5-7	1	2	2	1	2	10
4/8/03	Detroit	W	91-74	9/72	8	0-1	.000	0-0	.000	1-2	.500	0-3-3	0	4	1	1	0	1
4/10/03	@ Boston	W	99-78	9/73	15	3-6	.500	0-0	.000	0-2	.000	1-4-5	0	3	0	0	1	6
4/11/03	@ New York	L	108-103	9/74	13	2-3	.667	0-0	.000	2-2	1.000	0-2-2	0	3	0	2	0	6
4/13/03	New Orleans	L	94-89	9/75	24	5-7	.714	0-0	.000	2-2	1.000	3-1-4	0	3	1	1	1	12
4/15/03	@ Chicago	L	115-106	9/76	22	2-5	.400	0-0	.000	4-4	1.000	1-4-5	2	3	1	0	0	8
4/16/03	Washington	W	107-87	9/77	6	0-0	.000	0-0</										

2003 PHILADELPHIA 76ERS PLAYOFF MEDIA GUIDE

PLAYER PROFILES



#20 ERIC SNOW

GUARD • 6-3 • 204 • MICHIGAN STATE '95

2002-03: Eighth NBA season (Philadelphia)...averaged a career-best 12.9 points per game season to go with a team-leading 6.7 assists per game (tied 9th NBA)...ranked 19th in steals per game (1.62)...averaging 14.2 points per game in the last 49 contests, including his season-high of 25 points at Denver (3/2)...ranked 15th in assist-to-turnover ratio: 2.80:1 ratio (544 assists to 194 turnovers) and was ninth in the NBA in total assists (544)...had career highs in minutes (3,108), points (1054), rebounds (301) and steals (133)...team best 85.8 percent at the free throw line, including a career best 17-19 at the line at Denver (3/2)...enjoyed a solid stretch in 12 games from Feb. 21 to March 16 that included three double-doubles, his first career triple-double (vs. Memphis on Feb. 26 with a season-high 22 points, 11 assists and a season-best 10 rebounds), 16.3 points per game, zero turnovers in four games and a 3.4:1 assist-to-turnover ratio (86 assists against 25 turnovers)...had passed for 7.7 assists per game in the first 27 contests...scored in double-figures in a career-long 32 games from Jan. 6 to March 16...had 14 games with zero turnovers and 47 with two or less this season...went nearly 159 minutes of game action without a turnover from his final 10 minutes at Miami (1/25) to his first almost 19 minutes at Minnesota (five games)...recorded 10 double-doubles on the season (8-2)...tied a season-high with five steals at Chicago (2/19)...also, had a season-high five steals vs. Milwaukee (11/9)...tied his career-high with 15 assists versus Atlanta (1/29), including matching a franchise best with nine in the third quarter...his 15:0 assist-to-turnover ratio in the game also tied a career best...tied his season-high for the fourth game at Washington (1/18)...recorded a then season-high of 19 points versus Detroit (1/8) and matched that total in the next two games (vs. New York 1/10 and vs. Orlando 1/12)...celebrated the birth of his third son, Jarren Christopher, on the morning of Dec. 20 and that night passed for 12 assists with eight points in the win over the LA Lakers...recorded a career-high four blocks at Cleveland on Nov. 29...grabbed eight rebounds vs. Milwaukee (10/30), including a career-high five offensive boards.

PRO CAREER: Eighth NBA seasons...five-year Sixers team captain...has started 322 games during his eight-year career, averaging 7.8 points, 5.3 assists, 2.6 rebounds and 1.4 steals...appeared in 497 games, playing for two different NBA teams (Philadelphia and Seattle)...missed 55 games due to injury in his career (20 on 2001-02, 32 in 2000-01, two in 1998-99, one in 1997-98)...has a 3.02:1 career assist-to-turnover ratio...37 career double-doubles, all as a Sixer; Philadelphia is 31-6 when he has a double-double...first career triple-double vs. Memphis on Feb. 26, 2003, with a 22 points, 11 assists and 10 rebounds...posted 174 games with double-figure points, including 20 with 20 or more...posted double-figure assists 64 times in his career...averaged a career best 12.9 points in 2002-03, in addition to career-highs in minutes (37.9), rebounds (3.7) and free throw percentage (.858)...played a full 82 games in 2002-03 for the second time in his career...missed the first 20 games of the 2001-02 season with a left thumb fracture...battled right ankle problems in previous seasons: missed five games of the 1999-2000 Playoffs with a chip fracture in right ankle; out 32 games in 2000-01 with a right ankle fracture and subsequent surgery (12/8 to 2/7); had a second surgery in the off-season on June, 19, 2001 to repair a different fracture discovered during the 2001 Playoffs...drafted by Milwaukee in the second round (43rd overall) of the 1995 Draft...traded to Seattle for the rights to Aurelijus Zulkas and a 1996 second-round draft pick on June 28, 1995...spent two-and-a-half seasons in Seattle before being traded to the 76ers

Key Information

Born April 24, 1973 in Canton, Ohio
 Years Pro 7
 Drafted In the second round (43rd pick overall) of the 1995 NBA Draft
 by the Milwaukee Bucks
 Acquired From Seattle on Jan. 18, 1998 for a conditional draft pick

Quick Facts

- Averaged a career-high 12.9 points per game on a career-best .452 percent shooting in 2002-03...also had career bests in minutes (3108), points (1054), rebounds (301) and steals (133)...shot a team and personal best 85.8 percent at the free throw line
- Enjoyed a solid stretch of 12 games from Feb. 21 to March 16 that included three double-doubles, a triple double, 16.3 points per game, zero turnovers in four games and a 3.4:1 assist-to-turnover ratio (86 assists against 25 turnovers).
- During a 32 game stretch (1/6-3/16) where he set a career high for consecutive games scoring in double-figures, averaged 15.6 points on 47.0 percent shooting (162-345).
- Recorded his first career triple-double versus Memphis (2/26) with 22 points, 11 assists and a season-best 10 rebounds.
- Started 322 games and appeared in 497 contests during eight-year career, with two different NBA teams. The 76ers extended his contract on Aug. 1, 1999.
- Five-year team captain.
- Recipient of the 2000 NBA Sportsmanship Award, after earning runner-up honors in 1998-99.
- Once again sponsored Eric's Challenge, a three-tier community outreach program, started by the Sixers point guard that focuses on building father-son relationships.

Snow Regular-Season Record


SEA	G	MIN	FGM-FGA	PCT	FTM-FTA	PCT	OR-DR-TOT	A	PF	S	TO	B	PTS	AVG
95-96	43	389	42-100	.420	29-49	.592	SEATTLE 9-34-43	73	53	28	38	0	115	2.7
96-97	67	775	74-164	.451	47-66	.712	17-53-70	159	94	37	48	3	199	3.0
97-98	64	918	79-184	.429	49-71	.690	SEATTLE-PHILADELPHIA 19-62-81	177	114	60	63	5	209	3.3
98-99	48	1716	149-348	.428	110-150	.733	PHILADELPHIA 25-137-162	301	149	100	111	1	413	8.6
99-00	82	2866	257-597	.430	126-177	.712	42-219-261	624	243	140	162	8	651	7.9
00-01	50	1740	182-435	.418	122-154	.792	27-139-166	369	123	77	124	7	491	9.8
01-02	61	2225	276-624	.442	183-227	.806	33-182-215	400	167	95	138	9	738	12.1
02-03	82	3108	361-799	.452	325-379	.858	71-230-301	544	235	133	194	11	1054	12.9
TOT	497	13737	1420-3251	.437	991-1273	.778	243-1056-1299	2647	1178	670	878	43	3870	7.8

Three-point field goals: 1995-96, 2-10 (.200); 1996-97, 4-15 (.267); 1997-98, 2-17 (.118); 1998-99, 5-21 (.238); 1999-2000, 11-45 (.244); 2000-01, 5-19 (.263); 2001-02, 3-27 (.111); 2002-03, 7-32 (.219). Totals, 39-186 (.210).

Snow Playoff Record

SEA	G	MIN	FGM-FGA	PCT	FTM-FTA	PCT	OR-DR-TOT	A	PF	S	TO	B	PTS	AVG
95-96	10	24	1-7	.143	0-0	.000	SEATTLE 0-4-4	6	3	2	4	0	2	0.2
96-97	8	48	5-11	.455	1-2	.500	0-2-2	12	7	4	0	0	13	1.6
98-99	8	306	37-88	.420	22-27	.815	PHILADELPHIA 3-30-33	57	26	8	25	1	99	12.4
99-00	5	138	15-31	.484	4-4	1.000	0-10-10	35	14	4	7	1	37	7.4
00-01	23	717	87-210	.414	40-55	.727	26-60-86	104	63	27	45	2	214	9.3
01-02	5	171	18-56	.321	17-22	.773	3-19-22	27	13	6	15	0	54	10.8
TOT	59	1404	163-403	.404	84-110	.764	32-125-157	241	126	51	96	4	419	7.1

Three-point field goals: 1995-96, 0-2 (.000); 1996-97, 2-4 (.500); 1998-99, 3-13 (.231); 1999-2000, 3-4 (.750); 2000-01, 0-7 (.000); 2001-02, 1-6 (.167); Totals, 9-36 (.321).





2003 PHILADELPHIA 76ERS PLAYOFF MEDIA GUIDE

PLAYER PROFILES

for a conditional second-round draft pick on Jan. 18, 1998...played his first full season with the 76ers in 1998-99...re-signed with the 76ers on August 1, 1999... career-high 26 points at Washington (4/10/02), 15 assists versus Milwaukee (1/3/00), Indiana (2/7/00) and Atlanta (1/29/03), and 11 rebounds versus Golden State (2/20/02)...2000 NBA Sportsmanship Award...runner-up for 1998-99 NBA Most Improved Player Award...NBA Community Assist Award for the month of December 2001...NBA Eastern Conference Player of the Week (4/15/02)...PLAY-OFFS...in 59 games, averaging 7.1 points and 4.1 assists with a 2.5:1 assist-to-turnover ratio...playoff career high of 23 points versus Boston (4/28/02)...played in the NBA Finals with Seattle in 1996 and Philadelphia in 2001.

2001-02: Seventh NBA season (Philadelphia)... averaged 12.1 points and 6.6 assists (12th NBA)...second team with 1.6 steals...finished the season with career bests in points, rebounds and minutes (36.5) per game as well as free throw percentage (.806)...had a 2.90:1 assist-to-turnover ratio overall (21st NBA)...missed the first 20 games of the season (10/30 to 12/10) after suffering a left thumb fracture in the pre-season game at San Antonio (10/16)...also missed a game on Dec. 11 due to the birth of his son...in the final 22 games, averaged 16.6 points per game, including a career-high 26 points at Washington (4/10)...had nine games with 20 or more points all in the final 22 games of the season...led the team in scoring 10 times, eight times in the final 12 games...his double-figure scoring streak of 11 games from March 22 to April 10, was a career-long...nearly triple-doubles in three games, including two consecutive games: 14 points, 10 assists and nine rebounds versus New York (3/24) and 17 points, nine rebounds and nine assists at Boston (3/22) as well as at Washington (1/22) with 19 points, nine assists and eight rebounds...six double-doubles on the season, helping the team to a 5-1 record when doing so...clutch defense: stopped Houston's Moochie Norris with 23.9 seconds and Phoenix's Stephon Marbury with 18.6 seconds left, forcing overtime both times in games the Sixers eventually won...clutch offense: basket with 1:23 to play at Milwaukee (2/2) gave the Sixers the lead for good, 80-78, and two free throws with seven seconds remaining helped preserve the win; at Washington (1/22), connected on a jumper with under 3:30 to play and would convert two free throws with 30.6 seconds remaining to help ice the game...made 23 straight free throws from Jan. 27 to Feb. 7...grabbed a career-high 11 rebounds versus Golden State (2/20)...activated from the injured list on Dec. 10...had surgery at Jeff Park Hospital to repair left thumb fracture on Oct. 23 and placed on the injured list on Oct. 29...received the NBA Community Assist Award for the month of December 2001...named the NBA's Eastern Conference Player of the Week on April 15, his first career award...2002 PLAYOFFS...averaged 10.8 points (third team), 4.4 rebounds and 5.4 assists (first team) against Boston...passed for a series-high 11 assists in Game 4 (5/1)...after struggling from the field with 4-25 shooting (.160) in the first two games, scored a playoff career-high 23 points in Game 3 (4/28), including a playoff-high of nine field goals on 14 attempts...tied game-highs with five assists and four steals in Game 1 at Boston (4/21) and had eight rebounds...finished with 11 points after scoring six in the first quarter...his four steals, eight rebounds and 7-10 shooting at the foul line were a playoff career-highs.

2000-01: Sixth NBA season (Philadelphia)...started 50 games, but missed 32 contests with a right ankle fracture (12/8 to 2/7) after getting hurt on Dec. 5 at the LA Lakers...had a second surgery (6/19) to repair a different fracture in his right ankle that was confirmed before Game 5 (5/30) of the Eastern Conference Playoffs but did not cause him to miss a Playoff game... averaged a then career best 9.8 points, and as well as 3.3 rebounds, 7.4 assists in 34.8 minutes... had 27 double-figure scoring games and seven games with double figure assists...recorded five double-doubles, four after returning from the injured list...led the team in assists in 25 of the 32 games after he returned...placed on the injured list on Dec. 9 and had surgery on Dec. 12 after being diagnosed with a fracture in his right ankle on Dec. 6... for the season had a 2.98:0 assist-to-turnover ratio with 369 assists...ranked 11th in the NBA in assist to turnover ratio...before getting hurt, he had scored in double figures in 11 of the last 15 games he played...three-straight 20-point plus games (from 11/8 to 11/11): set a then career-high with 25 points against Boston (11/11), just two games after setting the high; scored a team-high 22 points against Minnesota (11/9), one short of his career-high he had the game before; recorded a then career-high 23 points in 29 minutes against Detroit (11/8)...against Orlando (11/3), he was ejected (first time in his career) in the fourth quarter...2001 PLAYOFFS... averaged 9.3 points, 3.7 rebounds, 4.5 assists, 31.2 minutes in 23 games, started nine contests...scored in double figures 13 times...played with a fracture in his right ankle since Game 5 (5/30) of the Conference Finals...after the injury, averaged 10.9 points and 4.8 assists in 29.5 minutes...passed for a playoff career-high 12 assists in Game 5 (6/15)...came off the bench starting in Game 4 (5/11) of the Toronto series to rest his ailing right ankle more, but started Game 3 versus Milwaukee (5/26) and Game 7 versus Los Angeles (6/15)...played 27 minutes in Game 5 versus Milwaukee (5/30) on a broken ankle, shooting 7-9 to score a 2001 Playoff season-high 18 points; scored the last four Sixers points including the game-winner...in Game 1 versus Indiana (4/21), tied Playoff career-highs with seven field goals and seven field goals attempted...finished with 14 points and six rebounds.

1999-00: Fifth NBA season (Philadelphia)...re-signed with the 76ers on Aug. 1...team captain...selected as the NBA Sportsmanship award winner...one of only two Sixers to play in every contest (Aaron McKie)...started 80 of 82 games, averaging 7.9 points, 7.6 assists, 3.2 rebounds, and 1.71 steals in 35.0 minutes per contest...team leader in assists, with career-highs in both average, total (624) and assist-to-turnover ratio of 3.85:1...ranked 10th in the NBA in assists, third in assist-to-turnover ratio and 35th in minutes per game...second on the team in minutes played and steals...hit the game-winning shot three times during the season: a

jumper with 15.3 seconds remaining versus Chicago (12/17); a jumper in overtime with no time left on the clock versus Detroit (12/20); and a jumper with 14.4 seconds left versus Orlando (1/14)...12 double-doubles on the season (Sixers were 11-1)...career-high 15 assists at Indiana (2/7) and tied the mark versus Milwaukee (1/3)...had double-figure assists 27 times during the season (Sixers were 20-7)...led team in scoring three times, assists 59 times, steals 27 times, blocks once and averages 14 times...2000 PLAYOFFS...appeared in five games, starting four, and averaged 27.6 minutes, 7.4 points and 7.0 assists...missed two games in the first round and three games in the Eastern Conference Semifinals with a chip fracture in his right ankle...scored in double figures in two of the five games, including a 19 point, 13 assist (playoff career-high) performance in Game 2 at Charlotte (4/24)...had a 5.00:1 assist to turnover ratio (35 assists, 7 turnovers).

1998-99: Fourth NBA season (Philadelphia)...team captain...missed two games (3/26 against Boston and 3/27 at Atlanta) due to left hamstring tendinitis...started all 48 games in which he appeared and averaged a then career-high 8.6 points, also averaged 6.3 assists, 3.4 rebounds and 2.08 steals in 35.8 minutes...had a team best 2.71:1 assist-to-turnover ratio...ranked among the NBA leaders in steals (ninth), assists (16th), steals-to-turnover ratio (16th), assist-to-turnover ratio (21st) and minutes played (39th)...had a team-high 301 assists, establishing a then-career best single-season high...recorded his 700th career assist at Charlotte on May 4 and had his 500th career assist on Mar. 10 also against the Hornets...selected as the Atlantic Division winner of the 1998-99 NBA Sportsmanship Award...selected the Most Improved Player at the midway point by CNN/SI's Phil Taylor...led the team in assists 34 times (including 16 of the final 18 games), in steals 15 times and in rebounds once...scored in double figures on 19 occasions, including 11 of the final 22 games, and registered double figures in assists on seven occasions...had four double-doubles...made his first start as a 76er in Charlotte on Feb. 5.

1997-98: Third NBA season (Seattle/Philadelphia)...acquired by the Sixers on Jan. 18 from Seattle for a second-round draft pick...appeared in 64 games (47 as a 76er)...averaged 3.3 points, and 2.8 assists for the season...placed on the injured list by Seattle on (1/17/98), missing one game with a sprained right ankle...made his 76ers debut against Sacramento on Jan. 19...averaged 18 minutes after joining the 76ers and recorded a 3.22:1 assist-to-turnover ratio after the trade as well as 3.9 points and 3.5 assists...led the team in assists on eight occasions, including six of the last 10 games.

1996-97: Second NBA season (Seattle)...appeared in 67 games, averaging 3.0 points per game and 2.4 assists per game...was listed as a DNP-CD in 15 games...scored a season-high 11 points as a Sonic on Dec. 9 at Philadelphia...his season-high 13 assists versus Golden State on Dec. 17 was the second-highest total by a Sonic that season...1997 PLAYOFFS... averaged 1.6 points and 1.5 assists in eight playoff games.

1995-96: Rookie season (Seattle)...played in 43 games, starting one... averaged 2.7 points per game and 1.7 assists per game...was listed as a DNP-CD in 39 games...played seven minutes in his first career game at Utah on Nov. 3...started his first career game on Mar. 15 against Dallas, recording season-highs of 33 minutes and passing for 13 assists...1996 PLAYOFFS...played in 10 games during Seattle's run to the NBA Finals, averaging 2.4 minutes per game.

COLLEGE CAREER: Finished his career second on Michigan State's all-time assists list behind Scott Skiles...first player since Skiles to lead the Spartans in assists for three straight seasons...ranked fifth on the Big Ten's all-time assists list...as a senior, ranked fourth in the nation in assists, averaging 7.8 per game...named Big Ten Defensive Player of the Year...during summer of 1992, toured with Big Ten All-Star team.

OFF THE COURT: Older brother Percy was an All-American linebacker at MSU and a first-round draft choice of the Kansas City Chiefs in 1990...says Cleveland is his favorite place to play because "it's right by my hometown"...raised nearly \$13,000 dollars in 2001-02 that was distributed to Father's Day Rally Committee, Foundation 2000 and Sixers Charities...selected by the Sporting News as one of its 2002 "Good Guys" in the NBA...in the summer of 2002, received an award from the Father's Day Rally Committee as well as from the National Fatherhood Initiative and was named the World Sports Humanitarian Hall of Fame's Most Proactive Player...finished high school with a GPA of 3.7 and was a member of the National Honor Society...named honorable mention All-American by USA Today after his senior year...was McKinley High School's MVP for three straight seasons...hobbies include bowling and playing video games...wife DeShawn, sons E.J., Darius Michael and Jarren Christopher.

2003 PHILADELPHIA 76ERS PLAYOFF MEDIA GUIDE



PLAYER PROFILES


Snow Game-by-Game Results

DATE	OPPONENT	W/L	SCORE	S/P	MIN	FGM-FGA	PCT	3FGM-3FGA	PCT	FTM-FTA	PCT	OR-DR-TOT	A	PF	S	TO	B	PTS
10/29/02	@ Orlando	L	95-88	1/1	41	2-7	.286	0-1	.000	3-4	.750	1-3-4	4	1	0	2	0	7
10/30/02	Milwaukee	W	95-93	2/2	35	4-15	.267	0-1	.000	4-5	.800	5-3-8	7	5	1	4	0	12
11/1/02	New York	W	98-86	3/3	38	3-8	.375	0-0	.000	3-3	1.000	1-2-3	6	5	2	0	0	9
11/6/02	LA Clippers	W	101-99	ot 4/4	43	6-15	.400	0-0	.000	2-2	1.000	1-1-2	8	6	2	0	0	14
11/8/02	Cleveland	W	108-84	5/5	34	4-6	.667	0-0	.000	2-2	1.000	0-3-3	11	4	0	5	0	10
11/9/02	@ Milwaukee	L	110-105	ot 6/6	41	6-13	.462	0-0	.000	0-0	.000	1-4-5	7	2	5	1	0	12
11/13/02	@ Boston	L	91-81	7/7	42	1-3	.333	0-1	.000	0-0	.000	1-3-4	13	2	4	2	0	2
11/14/02	San Antonio	W	99-94	8/8	38	1-7	.143	0-0	.000	0-0	.000	0-3-3	9	3	1	2	0	2
11/16/02	@ New York	W	93-92	9/9	39	5-10	.500	0-1	.000	4-4	1.000	3-3-6	6	4	1	4	0	14
11/17/02	Washington	W	100-84	10/10	41	4-7	.571	0-1	.000	3-4	.750	1-3-4	12	3	3	4	0	11
11/19/02	@ New Orleans	L	99-98	11/11	41	5-11	.455	0-0	.000	0-0	.000	1-2-3	9	1	3	1	0	10
11/20/02	@ Memphis	W	95-88	12/12	40	5-10	.500	0-0	.000	4-4	1.000	3-2-5	5	2	3	4	0	14
11/22/02	Toronto	W	90-80	13/13	41	3-9	.333	0-0	.000	2-2	1.000	1-3-4	7	3	2	0	0	8
11/24/02	@ Toronto	W	94-84	14/14	40	3-8	.375	0-0	.000	3-4	.750	0-2-2	8	1	1	5	0	9
11/25/02	New Orleans	W	108-87	15/15	36	5-10	.500	0-0	.000	2-2	1.000	1-4-5	10	1	0	0	0	12
11/27/02	Miami	W	83-74	16/16	39	6-14	.429	0-1	.000	1-1	1.000	0-7-7	3	1	3	3	0	13
11/29/02	@ Cleveland	W	106-99	17/17	39	4-10	.400	0-0	.000	6-6	1.000	0-2-2	9	5	1	2	4	14
11/30/02	@ Washington	W	95-94	18/18	41	8-13	.615	0-1	.000	0-1	.000	0-2-2	6	2	3	2	0	16
12/4/02	Boston	W	99-93	19/19	36	6-14	.429	0-0	.000	1-3	.333	0-5-5	8	4	1	4	0	13
12/6/02	@ San Antonio	L	98-93	20/20	38	7-11	.636	0-0	.000	0-0	.000	0-2-2	2	5	2	2	1	14
12/7/02	@ Houston	L	97-72	21/21	33	3-5	.600	0-0	.000	4-4	1.000	1-2-3	7	2	0	2	0	10
12/11/02	Seattle	L	92-88	22/22	43	4-8	.500	0-0	.000	5-6	.833	1-7-8	8	4	1	5	0	13
12/13/02	Phoenix	L	99-91	23/23	40	5-10	.500	0-1	.000	3-3	1.000	1-2-3	8	1	1	2	0	13
12/15/02	@ Indiana	L	107-97	24/24	40	7-12	.583	0-0	.000	1-2	.500	0-1-1	8	3	3	3	0	15
12/16/02	Denver	W	93-71	25/25	35	3-5	.600	0-1	.000	0-0	.000	2-1-3	5	2	2	3	0	6
12/18/02	Minnesota	W	99-94	26/26	36	4-12	.333	0-1	.000	5-6	.833	0-3-3	9	3	2	3	9	13
12/20/02	LA Lakers	W	107-104	ot 27/27	42	4-6	.667	0-0	.000	0-2	.000	0-7-7	12	4	2	4	0	8
12/21/02	@ Atlanta	L	79-77	28/28	42	5-10	.500	1-1	1.000	6-6	1.000	1-1-2	5	4	3	3	0	17
12/28/02	@ Utah	L	98-69	29/29	22	1-5	.200	0-0	.000	1-2	.500	0-3-3	3	1	0	4	0	3
12/30/02	@ Golden State	L	104-98	30/30	32	4-7	.571	0-0	.000	6-7	.857	1-4-5	4	5	1	2	0	14
12/31/02	@ LA Clippers	W	83-75	31/31	29	3-8	.375	0-0	.000	5-5	1.000	0-2-2	3	2	1	4	0	11
1/2/03	@ Phoenix	L	96-78	32/32	34	3-12	.250	0-0	.000	1-1	1.000	2-2-4	3	2	2	2	0	7
1/4/03	@ Dallas	L	102-83	33/33	35	2-8	.250	0-1	.000	5-5	1.000	0-3-3	5	3	2	5	0	9
1/6/03	Indiana	L	105-104	ot 34/34	46	4-13	.308	0-0	.000	3-3	1.000	2-3-5	7	3	2	2	0	11
1/8/03	Detroit	L	103-94	ot 35/35	43	5-14	.357	0-0	.000	9-10	.900	2-2-4	4	4	0	3	0	19
1/10/03	New York	L	114-112	36/36	37	6-8	.750	0-0	.000	7-7	1.000	1-3-4	4	1	1	3	0	19
1/12/03	Orlando	L	107-105	37/37	42	8-12	.667	0-0	.000	3-3	1.000	2-2-4	9	6	1	4	0	19
1/15/03	New Jersey	W	108-107	38/38	38	5-8	.625	0-0	.000	6-8	.750	0-0-0	8	3	2	2	0	16
1/17/03	Milwaukee	L	99-95	39/39	41	7-13	.538	0-1	.000	4-6	.667	1-2-3	8	5	3	5	0	18
1/18/03	@ Washington	W	88-80	40/40	39	7-11	.636	0-0	.000	5-6	.833	0-2-2	5	2	2	4	1	19
1/20/03	Boston	L	100-99	41/41	39	2-9	.222	1-1	1.000	12-12	1.000	3-3-6	6	2	1	5	0	17
1/22/03	@ Detroit	W	92-83	42/42	39	7-13	.538	0-0	.000	0-0	.000	0-3-3	6	1	1	2	0	14
1/23/03	Dallas	L	107-94	43/43	37	4-9	.444	0-1	.000	6-7	.857	1-4-5	1	3	1	1	0	14
1/25/03	@ Miami	W	97-91	44/44	41	5-12	.417	0-0	.000	6-6	1.000	2-3-5	3	2	1	4	0	16
1/28/03	@ Milwaukee	W	108-81	45/45	40	5-11	.455	0-1	.000	1-1	1.000	0-1-1	7	1	2	0	0	11
1/29/03	Atlanta	L	97-83	46/46	44	4-11	.364	0-0	.000	3-6	.500	3-5-8	15	3	0	0	0	11
1/31/03	Miami	W	104-99	47/47	46	4-11	.364	0-1	.000	13-14	.929	0-5-5	6	4	0	0	0	21
2/2/03	@ Minnesota	L	99-91	48/48	40	7-14	.500	0-0	.000	0-0	.000	2-2-4	5	3	1	2	0	14
2/5/03	New Jersey	L	111-85	49/49	42	4-15	.267	0-1	.000	4-6	.667	0-5-5	5	2	1	2	0	12
2/12/03	Chicago	W	119-111	ot 50/50	42	6-10	.600	0-1	.000	3-4	.750	2-4-6	11	5	4	1	1	15
2/14/03	Orlando	W	99-98	51/51	41	4-10	.400	1-1	1.000	8-8	1.000	1-1-2	6	3	2	3	1	17
2/16/03	@ New Jersey	W	90-83	52/52	44	5-16	.313	0-1	.000	2-2	1.000	1-3-4	8	4	3	2	0	12
2/19/03	@ Chicago	W	110-82	53/53	37	4-10	.400	0-1	.000	2-4	.500	0-2-2	9	5	5	3	0	10
2/21/03	@ Cleveland	W	119-99	54/54	36	7-12	.583	0-0	.000	6-7	.857	3-2-5	7	2	1	2	2	20
2/23/03	Cleveland	W	116-103	55/55	33	3-7	.429	0-0	.000	7-7	1.000	1-3-4	6	5	0	1	0	13
2/26/03	Memphis	W	111-107	56/56	39	8-13	.615	1-1	1.000	5-8	.625	0-10-10	11	0	0	3	0	22
2/28/03	Utah	W	104-83	57/57	35	4-7	.571	0-0	.000	4-4	1.000	1-0-1	11	2	4	0	0	12
3/2/03	@ Denver	W	100-94	58/58	38	4-10	.400	0-0	.000	17-19	.894	2-3-5	4	3	2	0	0	25
3/3/03	@ Sacramento	L	107-99	59/59	41	5-9	.556	0-0	.000	5-7	.714	1-0-1	10	2	2	2	1	15
3/6/03	@ Portland	W	88-60	60/60	38	7-13	.538	0-0	.000	2-2	1.000	0-3-3	4	0	3	5	0	16
3/7/03	@ Seattle	W	108-99	61/61	41	4-6	.667	0-0	.000	6-6	1.000	1-4-5	10	5	0	0	0	14
3/9/03	@ LA Lakers	L	106-92	62/62	34	4-7	.571	0-0	.000	5-5	1.000	0-4-4	3	4	1	4	0	13
3/12/03	Indiana	W	96-93	63/63	40	3-11	.273	0-0	.000	6-6	1.000	1-5-6	8	5	4	2	0	12
3/14/03	Portland	W	90-79	64/64	35	5-10	.500	0-0	.000	2-2	1.000	0-2-2	8	4	0	4	0	12
3/16/03	@ New Jersey	W	92-87	65/65	38	5-10	.500	0-0	.000	11-12	.917	2-3-5	4	2	1	2	0	21
3/18/03	@ Miami	W	103-83	66/66	35	2-8	.250	1-1	1.000	0-0	.000	0-3-3	4	1	1	0	0	5
3/20/03	@ Detroit	L	113-85	67/67	30	5-10	.500	0-0	.000	2-2	1.000	1-0-1	3	1	1	0	0	12
3/21/03	Atlanta	L	114-105	68/68	42	4-11	.364	0-1	.000	1-2	.500	0-3-3	5	3	1	6	0	9
3/23/03	@ Toronto	W	112-95	69/69	36	3-7	.429	0-0	.000	5-7	.714	1-3-4	11	2	1	1	0	11
3/26/03	@ Indiana	W	91-85	70/70	39	6-11	.545	0-0	.000	6-8	.750	0-3-3	4	3	0	1	0	18
3/28/03	Golden State	L	102-98	71/71	36	3-9	.333	0-2	.000	0-1	.000	1-1-2	9	0	3	4	0	6
3/29/03	@ Atlanta	W	110-89	72/72	28	4-8	.500	0-0	.000	0-0	.000	0-2-2	7	3	1	2	0	8
3/31/03	@ Orlando	W	118-113	ot 73/73	38	3-11	.273	0-0	.000	10-13	.769	1-4-5	7	4	1	0	0	16
4/2/03	Chicago	W	108-101	74/74	38	1-5	.200	0-0	.000	7-7	1.000	0-3-3	6	1	3	3	0	9
4/4/03	Houston	L	88-79	75/75	38	6-14	.429	0-0	.000	5-6	.833	1-5-6	6	3	2	3	0	17
4/6/03	Sacramento	L	97-81	76/76	32	2-4	.500	0-0	.000	7-8	.875	0-3-3	2	4	3	1	0	11
4/8/03	Detroit	W	91-74	77/77	30	2-4	.500	1-1	1.000	0-0	.000	0-2-2	9	2	0	2	0	5
4/10/03	@ Boston	W	99-78	78/78	35	3-6	.500	0-1	.000	5-5	1.000	0-2-2	5	2	0	1	0	11
4/11/03	@ New York	L	108-103	79/														



2003 PHILADELPHIA 76ERS PLAYOFF MEDIA GUIDE

PLAYER PROFILES



#9 KENNY THOMAS

GUARD • 6-2 • 170 • NEW MEXICO '99

2002-03: Fifth NBA season (Houston/Philadelphia) ...averaged 10.1 points with a Sixer-high and career-best 8.0 rebounds per game along with a career-best 529 total rebounds in 66 contests (42 starts)...in his 20 games (14 starts) with Houston, averaged 9.9 points with 6.9 rebounds...traded to the Sixers from Houston on Dec. 18, 2002, as part of a three-team deal with Denver...as a Sixer in 46 games (28 starts), averaged 10.2 points and 8.5 rebounds per game... averaging 12.7 points and 11.7 rebounds per game in the last 15 contests...recorded a double-double in 10 of his last 15 games ... had 17 double-doubles (tied a Sixers team-high with 14)...pulled down a season-high tying 20 rebounds, including 14 on the defensive end, at Boston (4/10)...grabbed a season-high 20 rebounds, including a career-best 12 offensive boards, at Orlando (3/31) and added to that 24 points for Philadelphia's first 20-20 game since Derrick Coleman in 1997 when the former Orangeman had 21 points and 20 rebounds against the Clippers on Feb. 20...missed 13 games due to injury (10 as a Sixer)...played just three minutes at Sacramento (3/3) before leaving the game with a right ankle injury...returned to action versus Portland (3/14) after missing four games with a right ankle sprain...left the Cleveland game (2/21) at 7:33 in the first with a nasal fracture, but played the next game versus Cleveland (2/23) and scored 15 points with seven rebounds...after missing six games with a deep right thigh bruise, returned to the line-up versus New Jersey (2/5)...started for the first time as a Sixer at Golden State (12/30) and had 12 points and nine rebounds...had one shootaround before making his Sixers' debut versus the Lakers on Dec. 20 to score 11 points and grab six rebounds off the bench.

PRO CAREER: Five NBA seasons...in 284 games (163 starts) with Houston and Philadelphia, averaged 9.9 points and 6.7 rebounds...during his career with Houston, averaged 9.8 points, 6.3 rebounds and 28.1 minutes per game in 238 games, including 135 starts...enjoyed his best season as a professional in 2001-02 when he averaged 14.1 points, a team-leading 7.2 rebounds and 1.18 steals in 72 games (71 starts)...led the Rockets in total rebounds as a rookie (437)...drafted in the first round (22nd pick overall) of the 1999 NBA Draft.

2001-02: Third NBA season (Houston)...averaged career highs of 14.1 points, a team-leading 7.2 rebounds and 1.18 steals in 72 games (71 starts)...possessed the largest increase in scoring average among NBA players last season from the year before...ranked second on the Rockets with a career-high field goal percentage of .478...ranked third on the team in points per game, steals per game (1.2) and blocks per game (.92)...scored in double figures 53 times, reaching 20 points on 19 occasions and 30 points once...recorded double figures in rebounds 12 times...led Houston in scoring nine times, rebounding a team-leading 24 times and assists three times...scored a career-high 31 points at Golden State on Mar. 24, 2002...dished out a career-high eight assists on Feb. 23, 2002 versus Boston.

2000-01: Second NBA season (Houston)...averaged 7.1 points and 5.6 rebounds in a career-best 74 games...ranked third on the Rockets in total rebounds (417) and rebounding average...trailed only Hakeem Olajuwon (88) for the team lead in total blocked shots (43).

1999-00: Rookie NBA season (Houston)...averaged 8.3 points and 6.1 rebounds as a rookie...ranked third in rookie rebounding behind Elton Brand and Lamar Odom...led the Rockets in total rebounds during his first NBA season, standing with Brand as the only rookies to lead a team in rebounds...tied Andre Miller for fourth among rookies with eight double-doubles...scored a rookie-season-high 22 points with 14 rebounds versus Portland on Jan. 18, 2000...grabbed a career-high 22 rebounds versus Atlanta on April 1, 2000, becoming the first NBA rookie to reach 20 rebounds since Tim Duncan and the first Rockets rookie to reach his mark since Hakeem Olajuwon.

COLLEGE CAREER: Played four seasons at the University of New Mexico (1995-99), averaging 15.7 points, 8.4 rebounds and 1.9 blocks in 123 games...named Honorable Mention All-America by The Associated Press after both his junior and senior year...as a four-year starter, led New Mexico to its best four-year record in

Key Information

Born July 25, 1977 in Atlanta, Ga
 Years Pro 4
 Drafted In the first round (22nd overall) of the 1999 NBA
 Draft by the Houston Rockets
 Acquired From Houston on Dec. 18, 2002, in a three-team
 trade involving the Rockets and Denver

Quick Facts

- Tied a Sixer-high with 14 double-doubles, recording one in 10 of his last 15 games.
- Making his first appearance in the playoffs.
- Grabbed a season-high 20 rebounds, including a career-best 12 offensive boards, at Orlando (3/31) and added to that 24 points for Philadelphia's first 20-20 game since Derrick Coleman in 1997.
- As a Rookie, led the Rockets in total rebounds (437), standing with Elton Brand as the only rookies to lead a team in rebounds.

school history (102-30) and four consecutive trips to the NCAA Tournament...became the first player in Western Athletic Conference history to record 1,800 points, 1,000 rebounds and 200 blocks...is the only player in school history to earn All-WAC First Team honors three times, accomplishing this as a freshman, junior and senior...finished school as New Mexico's all-time leader in rebounds with 1,032...also finished his college career amongst the school's top three all-time in points, field goals, free throws and blocks...as a junior, averaged 16.8 points and 9.3 rebounds to earn WAC Mountain Division Player of the Year honors, along with Second Team All-America recognition by Basketball Times...named WAC Tournament MVP as both a junior and a freshman...honored as the WAC Freshman of the Year after averaging 14.7 points and 7.8 rebounds in his first season at New Mexico.

OFF THE COURT: Full name is Kenneth Cornelius Thomas...is the only child of Calvin and Patricia Thomas...has one son, Matthew Kenneth...enjoys watching professional wrestling...plays Sony PlayStation for recreation...hosts an annual charity golf tournament in Albuquerque, N.M....listens to rap and R&B music...played on the U.S. team that won the gold medal at the 1997 World University Games.

Thomas Regular-Season Record

SEA	G	MIN	FGM-FGA	PCT	FTM-FTA	PCT	OR-DR-TOT	A	PF	S	TO	B	PTS	AVG
							Houston							
99-00	72	1797	212-531	.399	138-209	.660	147-290-437	113	167	54	22	112	594	8.3
00-01	74	1820	206-465	.443	91-126	.722	122-295-417	77	178	40	43	116	528	7.1
01-02	72	2484	396-829	.478	223-336	.664	158-358-516	137	195	85	66	143	1015	14.1
							Houston-Philadelphia							
02-03	66	1978	260-559	.465	147-197	.746	185-344-529	112	169	62	28	116	667	10.1
TOT	284	8079	1074-2384	.451	599-868	.690	612-1287-1899	439	709	241	159	487	2804	9.9

Three-point field goals: 1999-00, 32-122 (.262); 2000-01, 25-92 (.272); 2001-02, 0-16 (.000); 2002-03, 0-0; Total: 57-230 (.248).

2003 PHILADELPHIA 76ERS PLAYOFF MEDIA GUIDE

PLAYER PROFILES




Thomas Game-by-Game Results

DATE	OPPONENT	W/L	SCORE	S/P	MIN	FGM-FGA	PCT	3FGM-3FGA	PCT	FTM-FTA	PCT	OR-DR-TOT	A	PF	S	TO	B	PTS
10/30/02	@ Indiana	L	91-82	DND	Right thumb sprain													
11/01/02	@ Denver	W	83-74	DND	Right thumb sprain													
11/02/02	Toronto	W	88-76	0/1	23	2-6	.333	0-0	.000	1-2	.500	1-4-5	1	2	2	5	0	5
11/05/02	Seattle	L	104-97	0/2	15	0-3	.000	0-0	.000	1-4	.250	1-2-3	1	0	0	1	0	1
11/09/02	Golden State	W	111-104	1/3	36	8-14	.571	0-0	.000	4-7	.571	2-8-10	6	4	0	0	0	20
11/12/02	Portland	W	86-83	2/4	33	6-11	.545	0-0	.000	0-0	.000	2-7-9	2	3	1	2	1	12
11/15/02	@ Phoenix	L	88-87	3/5	41	5-15	.333	0-0	.000	4-4	1.000	3-3-6	5	3	0	3	0	14
11/17/02	@ LA Lakers	W	93-89	4/6	27	3-7	.429	0-0	.000	0-0	.000	2-8-10	2	3	0	4	0	6
11/19/02	Cleveland	W	97-80	5/7	27	3-9	.333	0-0	.000	2-3	.667	2-6-8	0	1	1	0	0	8
11/21/02	@ Dallas	L	103-90	6/8	15	1-1	1.000	0-0	.000	0-0	.000	0-1-1	0	3	0	1	0	2
11/22/02	Washington	W	93-86	6/9	24	5-10	.500	0-0	.000	2-2	1.000	2-1-3	1	0	0	1	0	12
11/24/02	@ LA Clippers	L	90-89	6/10	42	6-11	.545	0-0	.000	0-1	.000	4-5-9	2	4	1	3	1	12
11/26/02	@ Portland	L	77-71	7/11	30	2-6	.333	0-0	.000	4-4	1.000	1-2-3	0	3	2	1	0	8
11/27/02	@ Golden State	W	91-84	8/12	36	2-7	.286	0-0	.000	0-0	.000	3-5-8	2	5	0	2	1	4
11/29/02	@ Seattle	W	83-72	9/13	36	5-12	.417	0-0	.000	2-2	1.000	2-8-10	1	1	2	2	1	12
12/01/02	@ Sacramento	L	103-84	10/14	27	2-9	.222	0-0	.000	0-0	.000	4-4-8	2	0	2	3	1	4
12/03/02	San Antonio	W	89-75	10/15	19	5-9	.556	0-0	.000	0-0	.000	2-2-4	1	5	1	1	0	10
12/06/02	@New Orleans	L	98-96 ot	10/16	38	12-22	.545	0-0	.000	5-6	.833	5-5-10	5	5	2	2	0	29
12/07/02	Philadelphia	W	97-72	11/17	33	5-10	.500	0-0	.000	4-5	.800	1-6-7	6	3	1	3	0	14
12/10/02	Sacramento	W	103-96	12/18	27	4-13	.308	0-0	.000	1-1	1.000	2-6-8	1	0	0	1	0	9
12/13/02	@ Memphis	L	114-109 ot	13/19	33	3-7	.429	0-0	.000	3-4	.750	4-6-10	1	1	1	2	1	9
12/14/02	LA Clippers	L	94-83	DND	sprained right ankle													
12/16/02	@ Miami	W	105-100 ot	14/20	24	3-8	.375	0-0	.000	0-0	.000	2-3-5	0	3	0	3	0	6
12/20/02	LA Lakers	W	107-104 ot	14/21	22	4-9	.444	0-0	.000	3-4	.750	4-2-6	0	0	0	2	0	11
12/21/02	@ Atlanta	L	79-77	14/22	23	0-4	.000	0-0	.000	0-2	.000	4-9-13	1	2	0	1	0	0
12/28/02	@ Utah	L	98-69	14/23	39	4-7	.571	0-0	.000	2-5	.400	2-5-7	0	2	1	2	2	10
12/30/02	@ Golden State	L	104-98	15/24	34	5-11	.455	0-0	.000	2-2	1.000	2-7-9	2	1	1	2	0	12
12/31/02	@ LA Clippers	W	83-75	16/25	35	3-12	.250	0-0	.000	0-0	.000	4-4-8	1	4	3	1	0	6
1/2/03	@ Phoenix	L	96-78	17/26	45	9-18	.500	0-0	.000	2-2	1.000	3-3-6	7	4	1	2	0	20
1/4/03	@Dallas	L	102-83	18/27	30	3-5	.667	0-0	.000	3-4	.750	3-5-8	1	3	1	1	0	9
1/6/03	Indiana	L	105-104 ot	19/28	37	5-10	.500	0-0	.000	2-3	.667	4-4-8	2	6	1	4	0	12
1/8/03	Detroit	L	103-94 ot	20/29	37	5-15	.333	0-0	.000	2-2	1.000	3-7-10	2	2	2	4	1	12
1/10/03	New York	L	114-112	21/30	32	4-9	.444	0-0	.000	3-5	.600	3-9-12	2	2	1	1	0	11
1/12/03	Orlando	L	107-105	21/31	20	6-9	.667	0-0	.000	0-1	.000	3-4-7	0	4	3	3	0	12
1/15/03	New Jersey	W	108-107	21/32	26	2-6	.333	0-0	.000	0-0	.000	1-4-5	3	3	1	1	0	4
1/17/03	Milwaukee	L	99-95	21/33	17	2-4	.500	0-0	.000	0-0	.000	1-1-2	0	1	0	1	0	4
1/18/03	@ Washington	W	88-80	21/34	18	2-9	.222	0-0	.000	0-0	.000	3-3-6	1	1	0	1	0	4
1/20/03	Boston	L	100-99	21/35	26	4-7	.571	0-0	.000	0-1	.000	1-8-9	1	3	0	1	1	8
1/22/03	@ Detroit	W	92-83	21/36	32	4-8	.500	0-0	.000	2-2	1.000	2-5-7	1	2	2	1	0	10
1/23/03	Dallas	L	107-94	DND	Right thigh injury													
1/25/03	@ Miami	W	97-91	NWT	Right thigh bruise													
1/28/03	@ Milwaukee	W	108-81	NWT	Right thigh bruise													
1/29/03	Atlanta	L	97-83	DND	Right thigh bruise													
1/31/03	Miami	W	104-99	DND	Right thigh bruise													
2/2/03	@ Minnesota	L	99-91	DND	Right thigh bruise													
2/5/03	New Jersey	L	111-85	21/37	14	1-3	.333	0-0	.000	0-0	.000	2-2-4	0	1	1	1	0	2
2/12/03	Chicago	W	119-111 ot	22/38	35	6-11	.545	0-0	.000	5-7	.714	6-4-10	1	2	1	0	0	17
2/14/03	Orlando	W	99-98	23/39	33	2-3	.667	0-0	.000	7-9	.778	1-4-5	1	4	0	1	0	11
2/16/03	@ New Jersey	W	90-83	24/40	26	0-4	.000	0-0	.000	3-4	.750	3-4-7	1	6	0	3	1	3
2/19/03	@ Chicago	W	110-82	25/41	40	9-11	.818	0-0	.000	2-5	.400	4-10-14	2	3	3	2	2	20
2/21/03	@ Cleveland	W	119-99	26/42	5	1-2	.500	0-0	.000	0-0	.000	0-0-0	0	0	0	0	0	2
2/23/03	Cleveland	W	116-103	27/43	36	6-10	.600	0-0	.000	3-4	.750	3-4-7	1	2	1	0	0	15
2/26/03	Memphis	W	111-107	28/44	26	4-5	.800	0-0	.000	1-2	.500	0-9-9	4	3	0	2	0	9
2/28/03	Utah	W	104-83	29/45	31	5-8	.625	0-0	.000	5-6	.833	1-6-7	3	4	1	6	0	15
3/2/03	@ Denver	W	100-94	30/46	39	2-7	.285	0-0	.000	3-4	.750	3-9-12	3	2	1	1	2	7
3/3/03	@ Sacramento	L	107-99	31/47	3	0-1	.000	0-0	.000	0-0	.000	0-1-1	0	0	0	0	0	0
3/6/03	@ Portland	W	88-60	DND	Sprained ligament right ankle													
3/7/03	@ Seattle	W	108-99	DND	Sprained ligament right ankle													
3/9/03	@ LA Lakers	L	106-92	DND	Right ankle sprain													
3/12/03	Indiana	W	96-93	DND	Right ankle sprain													
3/14/03	Portland	W	90-79	31/48	16	2-4	.500	0-0	.000	2-3	.667	1-2-3	1	2	1	2	0	6
3/16/03	@ New Jersey	W	92-87	31/49	23	0-3	.000	0-0	.000	2-2	1.000	3-2-5	3	3	1	1	1	2
3/18/03	@ Miami	W	103-83	31/50	29	6-11	.545	0-0	.000	4-7	.571	0-4-4	2	4	2	0	1	16
3/20/03	@ Detroit	L	113-85	31/51	31	5-8	.625	0-0	.000	0-0	.000	1-4-5	2	2	1	1	1	10
3/21/03	Atlanta	L	114-105	31/52	32	3-6	.500	0-0	.000	5-7	.714	6-4-10	1	4	2	0	1	11
3/23/03	@ Toronto	W	112-95	31/53	25	2-4	.500	0-0	.000	1-2	.500	4-3-7	2	3	2	3	3	5
3/26/03	@ Indiana	W	91-85	31/54	38	4-5	.800	0-0	.000	2-2	1.000	4-6-10	1	3	1	1	0	10
3/28/03	Golden State	L	102-98	31/55	32	4-10	.400	0-0	.000	4-4	1.000	7-11-18	2	2	1	2	0	12
3/29/03	@ Atlanta	W	110-89	32/56	38	6-10	.600	0-0	.000	6-6	1.000	3-8-11	1	3	0	0	2	18
3/31/03	@ Orlando	W	118-113 ot	33/57	43	10-16	.625	0-0	.000	4-5	.800	12-8-20	0	3	0	3	0	24
4/2/03	Chicago	W	108-101	34/58	41	7-11	.636	0-0	.000	2-3	.666	6-8-14	2	2	1	1	0	16
4/4/03	Houston	L	88-79	35/59	39	5-10	.500	0-0	.000	7-8	.875	3-7-10	0	2	2	1	3	17
4/6/03	Sacramento	L	97-81	36/60	25	2-6	.333	0-0	.000	2-2	1.000	1-4-5	2	3	2	3	0	6
4/8/03	Detroit	W	91-74	37/61	37	7-11	.636	0-0	.000	2-2	1.000	4-11-15	0	2	0	3	0	16
4/10/03	@ Boston	W	99-78	38/62	33	4-8	.500	0-0	.000	7-8	.875	6-14-20	1	4	0	2	0	15
4/11/03	@ New York	L	108-103	39/63	45	7-15	.467	0-0	.000	1-1	1.000	4-6-10	4	2	1	0	1	15
4/13/03	New Orleans	L	94-89	40/64	42	1-10	.100	0-0	.000	7-8	.875	5-8-13	3	2	0	3	0	9
4/15/03	@ Chicago	L	115-106	41/65	36</													



2003 PHILADELPHIA 76ERS PLAYOFF MEDIA GUIDE

PLAYER PROFILES



#4 KEITH VAN HORN

FORWARD • 6-10 • 255 • UTAH '97

2002-03: Sixth NBA season (Philadelphia)...second on the team with 15.9 points per game...averaged a second-best 7.1 rebounds per game in 74 contests (73 starts)...scored in double figures in all but 10 games and had 17 double-figure rebounding contests...shot a

career-best .482 from the field, representing one of the best individual improvements in the NBA over the previous season (.433) and was a team-best .369 (65-176) from three-point range...led the team in scoring nine times and in rebounds 24 times...scored 20 or more in 20 games...tied a team-high with 14 double-doubles...had averaged 18.8 points per game on .529 (109-206) from the floor in the 16 games prior to missing the Denver (3/2) game with a stomach virus...missed eight games due to injury: sat out versus Phoenix (1/2) with the stomach flu...missed the Denver game (3/2) with a stomach virus...left the Houston game (4/4) with 1:22 remaining in the first quarter with a strained plantar fascia and bone bruise, missing the final six of the final seven games of the season due to the injury...needed six stitches under his chin in the second quarter at Seattle (3/7), but returned to the game and finished with 26 points on 11-19 shooting...left the game versus New Orleans (11/25) briefly in the fourth quarter with a cut under his chin; returned to action finishing with 14 points and a game-high eight rebounds, but received three stitches after the game...suffered a bruised right knee in the first quarter against Seattle (12/11), but returned to the game and scored 25 points, 21 in the first half...had one of his best games as a Sixer versus Miami (1/31) with a season-high 33 points, two shy of his career high, on 11-19 shooting...set his career-high for steals with five at Washington (1/18)...scored a then season and game-high 28 points versus Cleveland (11/8), making 11-15 from the field and 4-4 from three-point range...made his Sixers' debut at Orlando (10/29), recording a double-double with a team-high 19 points and a game-high 10 rebounds...acquired from the Nets by the Sixers on Aug. 6, 2002, with Todd MacCulloch for Dikembe Mutombo.

PRO CAREER: Six NBA seasons...has career averages of 17.7 points, 7.5 rebounds, 1.7 assists and 34.1 minutes in 388 games...missed 67 games due to injury (eight in 2003-03, 1 in 2001-02, 32 in 2000-01, 1 in 1999-00, 8 in 1998-99 and 17 in 1997-98)...in his first season as a Sixers in 2002-03, shot a career best .481 from the field...in 2001-02, played and started in a personal-best 81 games, posting averages of 14.8 points and a team-best 7.5 rebounds while helping New Jersey to its first-ever appearance in the NBA Finals...ranks in the top-10 in eight different Nets all-time categories: sixth in scoring, third in three-pointers made, fifth in defensive rebounds, fifth free-throws made, seventh in field goals made, third in three-pointers attempted, seventh in field goals attempted and fourth in free throws attempted...originally drafted by the 76ers with the No. 2 overall selection in the 1997 NBA Draft...draft rights were traded by the 76ers to New Jersey along with Michael Cage, Lucious Harris and Don MacLean for the draft rights to Tim Thomas and Anthony Parker, along with Jim Jackson and Eric Montross...1998 first-team All-Rookie selection...PLAYOFFS...career playoff averages of 13.2 points and 6.2 rebounds in 23 games...tied for first in all-time playoff games played for the Nets with 23.

2000-01: Fourth NBA season (New Jersey)...averaged 17.0 points and 7.1 rebounds in 35.4 minutes over 49 games...reached the 20-plus scoring mark in 20 games, including one game with 30-plus points...recorded eight double-doubles on the season (points and rebounds)...led the team in scoring in 12 games and in rebounding in 15 games...suffered a fractured left fibula during the preseason, at Orlando on Oct. 17, causing him to spend the first 32 games of the season on the injured list...made first appearance of the season versus Golden State (1/6)...came off the bench for the first time in his career in his first two games back from his injury (1/6 and 1/8)...scored a season-high 31 points, including 3-3 from three point range versus Chicago on Jan. 20...tallied a season-high 13 rebounds in back-to-back games, versus Boston (3/22) and at New York (3/23)...tied a career-high with four steals ver-

Key Information

BornOct. 23, 1975 in Fullerton, Calif.
 Years Pro5
 DraftedIn the first round (2nd pick overall) of the 1997 NBA Draft
by the Philadelphia 76ers
 AcquiredFrom New Jersey on Aug. 6, 2002 along with
Todd MacCulloch for Dikembe Mutombo

Quick Facts

- Was second on the team with 15.9 points per game...averaged a second-best 7.1 rebounds per game in 74 contests and starts. Scored in double figures in all but 10 games and had 20 or more points in 20 games.
- Shot a career-best .482 from the field, representing one of the best individual improvements in the NBA over last season (.433).
- Has career averages of 17.7 points, 7.5 rebounds, 1.7 assists and 34.1 minutes in 388 games (385 starts).
- In 2001-02, played and started in a personal-best 81 games, posting averages of 14.8 points and a team-best 7.5 rebounds while helping New Jersey to its first-ever appearance in the NBA Finals.
- Became only the second N.J. Net rookie to lead the team in scoring (19.7) since Bernard King's 24.2 points in 1977-78.
- As a senior at Utah, was named First Team All-America by The Associated Press and was a consensus All-American.
- Participated in the 76ers Community Assists Program, donating tickets to community groups for the Sixers home games during the 2002-03 season.

...sus Atlanta on Feb. 6 and at Philadelphia on March 7...set a career-high with five three point field goals made

1999-00: Third NBA season (New Jersey)...averaged 19.2 points, 8.4 rebounds and 2.0 assist in 34.8 minutes...appeared in 80 games, starting in all 80...missed only one game due to illness (12/28 versus New York)...missed one other game (2/15 at Atlanta) due to personal reasons...set career-high in rebounding with 18 against Washington on Nov. 7...grabbed a career-high nine offensive rebounds versus Orlando on April 14 and 14 career-high defensive rebounds versus the Lakers on Feb. 22...finished the season with five 30 point efforts, including a season-high 32 points versus Toronto (3/31) and at New York (4/12)...snapped a 30-game double-digit scoring streak after posting nine points at Phoenix on Nov. 27...at Dallas on March 2, hit the game winning shot and finished the game with 23 points and 11 rebounds...notched seven consecutive double-doubles from Feb. 22 to March 4...ended the season ranked 16th in the league in rebounding with an average of 8.4...finished first on the team in double-doubles with 31...led the team in free

Van Horn Regular-Season Record

SEA	G	MIN	FGM-FGA	PCT	FTM-FTA	PCT	OR-DR-TOT	A	PF	S	TO	B	PTS	AVG
							NEW JERSEY							
97-98	62	2325	446-1047	.426	258-305	.846	142-266-408	106	216	64	164	25	1219	19.7
98-99	42	1576	322-752	.428	256-298	.859	114-244-358	65	134	43	133	53	916	21.8
99-00	80	2782	559-1257	.445	333-393	.847	200-476-676	158	258	64	245	60	1535	19.2
00-01	49	1733	308-708	.435	150-186	.806	78-269-347	82	150	40	103	20	831	17.0
01-02	81	2465	471-1089	.433	156-195	.800	137-472-609	164	221	63	146	42	1199	14.8
							PHILADELPHIA							
02-03	74	2337	459-952	.482	193-240	.804	159-365-524	93	251	63	150	30	1176	15.9
TOT	388	13218	2565-5805	.441	1346-1617	.832	830-2092-2922	668	1230	337	941	230	6876	17.7

Three-point field goals: 1997-98, 69-224, (.308); 1998-99, 16-53 (.302); 1999-00, 84-228 (.368); 2000-2001, 65-170, (.382); 2001-02, 101-293 (.345); 2002-03, 65-176 (.369). Totals, 400-1144 (.350).

Van Horn Playoff Record

SEA	G	MIN	FGM-FGA	PCT	FTM-FTA	PCT	OR-DR-TOT	A	PF	S	TO	B	PTS	AVG
							NEW JERSEY							
97-98	3	77	13-29	.448	12-15	.800	2-7-9	1	7	0	2	0	38	12.7
01-02	20	643	97-241	.402	35-49	.714	32-101-133	41	56	19	35	9	266	13.3
Totals	23	720	110-270	0.41	47-64	.734	34-108-142	42	63	19	37	9	304	13.2

Three-point field goals: 1998, 0-2, (.000). 2002, 37-84 (.440). Total: 37-86 (.430)

2003 PHILADELPHIA 76ERS PLAYOFF MEDIA GUIDE

PLAYER PROFILES




throw percentage, hitting 84.7 percent (333-393)...led the Nets in scoring 27 times and rebounding 22 times.

1998-99: Second NBA season (New Jersey)...played in a total of 42 games, starting in all 42 contests...averaged 21.8 points, 8.5 rebounds and 1.5 assists in 37.5 minutes...missed a total of eight games, including the final six games of the season with a broken left thumb...had thumb surgery on April 29 to repair displaced fracture...missed two other games with a lateral right ankle sprain (3/27 versus Cleveland and 3/30 at Orlando)...recorded double figure scoring in 41 of 42 contests...had 28 20-plus scoring performances...recorded a season-high in scoring against Detroit on Feb. 16 with 35 points...recorded 13 double-doubles...tied or led the Nets in scoring 20 times...led the team in rebounds nine times...had a season-high in rebounds with 16 at Philadelphia on March 12...had 13 double figure rebounding games...hit the game winning shot, beating Boston at the buzzer on March 1 in Boston...grabbed a season-high 13 defensive rebounds against the Knicks on Feb. 23...blocked a career-high six shots against Indiana (3/26)...set a career-high in free throws, hitting a perfect 15-15 against Miami on April 3...snapped a consecutive free throw streak of 48 against Washington (4/6) that spanned seven games...had three, 30 point efforts, including a career-high 35 against Detroit on Feb. 16.

1997-98: Rookie NBA season (New Jersey)...averaged 19.7 points and 6.6 rebounds in 62 games...missed the first 17 games due to a sprained right ankle...led the team (or tied for the lead) in scoring 24 times...had 34, 20-plus point outings, and hit double figure points in 57 of his 62 games as a pro...had 25 points, four rebounds and four assists in season finale versus Detroit (4/19)...became only the second Net rookie to lead the team since Bernard King's 24.2 points in 1977-78...led the team in average minutes played at 37.5, the most by a New Jersey rookie since Calvin Natt averaged 38.6 in 1979-80...selected to the 1998 Chick Rookie All-Star Game where he played 25 minutes, scoring 17 points and grabbing 10 rebounds...was only the third player to achieve a Rookie All-Star double-double (Chris Webber, '94 and Marcus Camby, '97)...First Team selection on All-NBA Rookie Team...1998 PLAYOFFS...averaged 12.7 ppg, 3.0 rpg in 25.6 minutes in three playoff games versus the Chicago Bulls.


COLLEGE CAREER: Was named First Team All-America by The Associated Press and was a consensus All-American at Utah...member of the 10-man John Wooden All-America Team...named Western Athletic Conference Player of the Year in 1995, 1996, and 1997 and All-WAC First Team in all four seasons...is the first WAC player to earn Player of the Year honors three times...top scorer in Utah and WAC history with 2,542 points...was just the third player in school history to score 2,000 points (joining former NBA players Bill "The Hill" McGill and Josh Grant)...finished career second (behind McGill) on the school's all-time list with 1,074 rebounds...recorded 50 double-doubles (points-rebounds) in four year career...in 1996-97, was named to the NCAA West Regional All-Tournament Team...finished 14th in the nation in scoring (22.0 ppg) and 26th in rebounding at 9.5 rpg...made buzzer beating, game-winning shots in Utah's first two games of the WAC Tournament.

OFF THE COURT: Full name is Keith Adam Van Horn...he and his wife, Amy, have two daughters, Sabrina and Noelle, and a son, Nicholas...his favorite book is *The Color of Water* by James McBride and his favorite movies are *The Shawshank Redemption* and *Godfather (Part 1)*...is active in the NBA's "Read To Achieve" Program and is a member of the NBA's Reading All-Star Team...also supports Catholic Community Charities and the Special Olympics...participated in the 76ers Community Assists Program, donating tickets to community groups for the Sixers home games during the 2002-03 season.



2003 PHILADELPHIA 76ERS PLAYOFF MEDIA GUIDE

PLAYER PROFILES



#5 MONTY WILLIAMS

FORWARD • 6-8 • 225 • NOTRE DAME '94

2002-03: Ninth NBA season...played in 21 games, starting two contests, while averaging 4.4 points, 2.1 rebounds and 13.1 minutes...missed 57 games due to left knee problems...had left knee surgery (10/25) to repair a medial meniscal tear sustained on Oct. 24 at

Houston...was on the injured list from Oct. 29 through Nov. 30, rehabbing from the surgery before being activated on Dec. 3 and playing versus Boston on Dec. 4...started for the first time at Houston (12/7)...left the Seattle game (12/11) in the third quarter with a left knee bone bruise and placed on the injured list on Dec. 15 with the injury...was activated from the injured list on Feb. 19, playing that night at Chicago...scored a then season-high nine points on 4-4 shooting from the field at the Bulls...limited to five first half minutes versus Cleveland (2/23) due to left knee swelling and after warming-up versus Memphis (2/26), did not dress...would miss seven straight games with left knee pain, before returning versus Indiana (3/12) and then not traveling to Toronto (3/23)...would return to play in 10 of the final 13 games, recording a season-high 10 points at Atlanta (3/29)...signed as a free agent by the Sixers on July 25, 2002.

PRO CAREER: Nine NBA seasons...played in 456 regular season games during his nine-year NBA career with New York, San Antonio, Denver, Orlando and Philadelphia while starting 109 contests...career averages of 6.3 points, 2.8 rebounds and 1.2 assists in 16.7 minutes per game...missed 94 games in his career due to injury (57 in 2002-03, 14 in 2001-02; five in 1999-00; one in 1997-98 and 17 in 1996-97)...played a career-high 82 games in 2000-01 for the Magic, his only complete NBA season...played in his 400th career NBA game on Feb. 1 at Detroit...selected by New York in the first round (24th overall) of the 1994 NBA Draft...traded by New York with Charles Smith to San Antonio in exchange for J.R. Reid, Brad Lohaus and a 1996 first round draft pick on Feb. 8, 1996...signed as a free agent by Denver on Jan. 23, 1999...waived by Denver on Feb. 19, 1999...signed as a free agent by Orlando on Sept. 17, 1999...re-signed as a free agent by Orlando on Aug. 4, 2000...re-signed as a free agent by Orlando on Sept. 17, 2001...signed as a free agent by the Sixers on July 25, 2002...PLAYOFFS...played in 20 career postseason games, averaging 3.2 points and 2.1 rebounds in 8.4 minutes per game...registered playoff career-highs in points (14), rebounds (7), assists (4) and steals (2) in the 2002 Playoffs versus Charlotte.

2000-01: Seventh NBA season (Orlando)...played in career-best 82 games, averaging 5.0 points, 3.0 rebounds in 14.8 minutes...one of only three members of the Magic to appear in all 82 games...scored in double figures 10 times, including season-high and game-high 22 points on Mar. 20 at Chicago...tied a career-high with three steals on April 18 versus Miami...re-signed as a free agent by Orlando on Aug. 4...2001 PLAYOFFS...played in three playoff games versus Milwaukee, averaging 2.3 points and 2.0 rebounds in 4.7 minutes.

1999-00: Sixth NBA season (Orlando)...played in a then career-best 75 games, averaging 8.7 points, 3.3 rebounds in 20.0 minutes per game...started 23 games, averaging 10.0 points and 3.7 rebounds in 23.3 minutes helping the Magic to an 11-

Key Information

Born Oct. 8, 1971 in Fredericksburg, Va.
 Years Pro 8
 Drafted In the second round (53rd pick overall) of the 1994 NBA Draft
 by the New York Knicks
 Acquired Signed as a free agent on July 25, 2002

Quick Facts

- Playing for his fifth team in eight NBA seasons since being drafted by New York in 1994.
- Hampered by left knee trouble in 2002-03, missing 57 games... had left knee surgery (10/25) to repair a medial meniscal tear sustained on Oct. 24 at Houston.
- Played in 20 career postseason games, averaging 3.2 points and 2.1 rebounds in 8.4 minutes per game. While with Orlando, registered playoff career-highs in points (14), rebounds (7), assists (4) and steals (2) in the 2002 Playoffs versus Charlotte

12 record...scored in double figures 34 times, including season-high and team-leading 19 points in 17 minutes on March 14 versus Washington...missed five games from Jan. 12 through Jan. 20 after being placed on the injured list with a low back contusion...signed with the Magic as a free agent on Sept. 7.

1998-99: Fifth NBA season (Denver)...played in only one game with Denver before being waived on Feb. 19...had one point in six minutes of action versus Phoenix (Feb. 15)...signed as a free agent with Denver on Jan. 23.

1997-98: Fourth NBA season (San Antonio)...averaged 6.3 points and 2.5 rebounds in 18.3 minutes...played in 72 regular season outings, starting 16 times...as a starter, averaged 7.8 points and 2.6 rebounds in 22.4 minutes...missed one game due to injury with a left hip flexor, two due to suspension and seven as a DNP-CD...scored in double-figures 17 times...netted a season-high 16 points three times...had a perfect shooting night, going 5-5 from the floor and 4-4 from the free throw line en route to 14 points versus the L.A. Lakers (11/13)...grabbed a season-high six rebounds four times...1998 PLAYOFFS...played in five games, averaging 2.4 points and 1.2 rebounds in 5.6 minutes.

1996-97: Third NBA season (San Antonio)...enjoyed the best overall season of his NBA career, averaging 9.0 points, 3.2 rebounds and 1.4 assists in 20.7 minutes over 65 games...shot a then career best .509 from the floor...started in 26 games, averaging 14.4 points, 3.7 rebounds and 1.15 steals in 30.0 minutes per game...played more minutes (1,345 in 96-97 vs. 687 career), scored more points (588 vs. 205) and grabbed more rebounds (206 vs. 138) than he did in his first two seasons combined...recorded double-figures in scoring in 27 games and led the Spurs in scoring seven times...scored a career-high 30 points and had a then career-best 10 rebounds versus Denver on April 8...also tied career marks for minutes played (44)

Williams Regular-Season Record

SEA	G	MIN	FGM-FGA	PCT	FTM-FTA	PCT	OR-DR-TOT	A	PF	S	TO	B	PTS	AVG
94-95	41	503	60-133	.451	17-38	.447	NEW YORK 42-56-98	49	87	20	41	4	137	3.3
95-96	31	184	27-68	.397	14-20	.700	NEW YORK-SAN ANTONIO 20-0-40	8	26	6	18	2	68	2.2
96-97	65	1345	234-460	.509	120-186	.645	SAN ANTONIO 98-108-206	91	161	55	116	52	588	9.0
97-98	72	1314	165-368	.448	122-182	.670	67-112-179	89	133	34	82	24	453	6.3
Denver														
98-99	1	6	0-2	.000	1-2	.500	0-0-0	0	0-0	0	0	0	1	1.0
99-00	75	1501	263-538	.489	123-166	.741	ORLANDO 96-154-250	106	187	46	109	17	651	8.7
00-01	82	1211	162-364	.445	85-133	.639	86-157-243	79	136	29	85	16	410	5.0
01-02	68	1284	198-362	.547	88-134	.657	80-155-235	96	134	49	86	17	484	7.1
02-03	21	276	34-80	.425	24-32	.750	PHILADELPHIA 12-33-45	26	33	12	17	5	92	4.4
TOT	456	7624	1143-2375	.481	594-893	.665	501-795-1296	544	897	251	554	137	2884	6.3

Three-Point Field Goals: 1994-95, 0-8 (.000); 1995-96, 0-1 (.000); 1996-97, 0-1 (.000); 1997-98, 1-2 (.500); 1999-00, 2-5 (.400); 2000-01, 1-13 (.077); 2001-02, 0-4 (.000); 2002-03, 0-2 (.000). Totals, 4-36 (.111).

Williams Playoff Record

SEA	G	MIN	FGM-FGA	PCT	FTM-FTA	PCT	OR-DR-TOT	A	PF	S	TO	B	PTS	AVG
94-95	1	4	2-2	1.000	0-0	.000	NEW YORK 0-0-0	0	1	0	0	0	4	4.0
95-96	7	29	2-9	.222	3-6	.500	SAN ANTONIO 3-4-7	0	4	0	4	0	7	1.0
97-98	5	28	5-8	.625	2-3	.667	2-4-6	1	2	0	4	0	12	2.4
00-01	3	14	3-4	.750	1-3	.333	ORLANDO 4-2-6	0	2	0	1	2	7	2.3
01-02	4	93	14-27	.519	6-10	.600	7-15-22	9	8	3	5	0	34	8.5
TOT	20	168	26-50	.520	12-21	.571	16-25-41	10	17	3	14	2	64	3.2

Three-Point Field Goals: 2001-02, 0-1 (.000).





2003 PHILADELPHIA 76ERS PLAYOFF MEDIA GUIDE

PLAYER PROFILES

and blocks (four)...dished out a career-high six assists at Utah on April 7 and at Golden State on April 5...missed 14 games due to injury, including one with turf toe, six with a sprained right ankle, five with a right mid foot sprain...also missed two games due to personal reasons and one as a DNP-CD...in his final 23 games of the season, averaged 14.6 points, while shooting .516 from the field.

1995-96: Second NBA season (New York/San Antonio)...played in 31 games for both New York and San Antonio...traded by the Knicks with Charles Smith to San Antonio for J.R. Reid, Brad Lohaus and a 1996 first round draft choice on Feb. 8...averaged 2.2 points and 1.3 rebounds in 5.9 minutes over 31 games for both teams...scored a season-high 14 points and grabbed five rebounds versus Vancouver (4/10)...in 17 outings with the Spurs, averaged 2.9 points and 1.4 rebounds in 7.2 minutes per game and was a DNP-CD in 20 contests...played in 14 games with the Knicks, averaging 1.4 points and 1.2 rebounds and was a DNP-CD in 14 games...1996 PLAYOFFS...played in seven post-season games, averaging 1.0 points and 1.0 rebounds in 4.1 minutes.

1994-95: Rookie NBA season (New York)...drafted by the Knicks in the first round (24th overall) of the 1994 NBA Draft...saw action in 41 games during his rookie campaign and was a DNP-CD in 41 others...averaged 3.3 points and 2.4 rebounds in 13.4 minutes per game...started 23 contests filling in for an injured Charles Oakley (12/27 to 1/14)...as a starter, averaged 3.9 points and 2.7 rebounds in 15.0 minutes per game helping the Knicks to an 18-5 record...had season-highs of 16 points and eight rebounds versus New Jersey (1/16)...played in first playoff game versus Cleveland (4/27), scoring four points in four minutes...1995 PLAYOFFS...played four minutes in Game 1 versus Cleveland, making both of his field goal attempts.

COLLEGE CAREER: Played three seasons at Notre Dame...finished his career as the 12th all-time leading scorer, with 1,371 points, despite playing in only 85 games...led the team in scoring and rebounding during his junior and senior seasons...averaged 16.1 points and 7.0 rebounds for the Irish...during his senior year (1993-94), averaged 22.4 points and 8.2 rebounds, while shooting .511 from the field in 29 games...poured in a career-high 42 points versus Valparaiso (Nov. 28, 1993)...named an honorable mention All-American by Associated Press...also played for the United State Under-22 National Team that won the World Championship in the summer of 1993...after his freshman year (1989-90), did not play basketball for two years (Sept. 1990 to Sept. 1992) after being diagnosed with hypertrophic cardiomyopathy (HCM), a rare condition featuring a thickened muscle between the chambers of the heart.

OFF THE COURT: Full name is Taveres Montgomery Williams, Jr...was recognized for his tremendous efforts in the Central Florida community with the 2002 Rich and Helen DeVos Community Enrichment Award...earned his degree from Notre Dame's College of Arts and Letters with a major in communications and theatre...had a perfect 4.0 GPA at Potomac High School in Oxon Hill, Md... prior to the 2001-02 season, he and former teammate Charlie Ward were involved in an effort through his church to distribute shoes and athletic apparel to impoverished communities in South Africa, marking the third time in four years that the duo spearheaded the event...active in Fellowship of Christian Athletes and was a volunteer in a youth ministry program in San Antonio...loves eating shrimp...he and his wife Ingrid have two children...they also raise, show and breed pit bulls...interned with The George Michael Sports Machine while in college.


2003 PHILADELPHIA 76ERS PLAYOFF MEDIA GUIDE

PLAYER PROFILES



Williams Game-by-Game Results

DATE	OPPONENT	W/L	SCORE	S/P	MIN	FGM-FGA	PCT	3FGM-3FGA	PCT	FTM-FTA	PCT	OR-DR-TOT	A	PF	S	TO	B	PTS	
10/29/02 - 11/30/02																			
			Injured List, Left knee rehab																
12/4/02	Boston	W	99-93	0/1	13	2-4	.500	0-1	.000	3-4	.750	0-1-1	2	2	0	0	1	7	
12/6/02	@ San Antonio	L	98-93	0/2	13	2-5	.400	0-0	.000	2-2	1.000	0-3-3	0	0	2	2	0	6	
12/7/02	@ Houston	L	97-72	1/3	26	2-10	.200	0-1	.000	1-2	.500	2-3-5	3	2	1	1	0	5	
12/11/02	Seattle	L	92-88	2/4	18	2-4	.500	0-0	.000	0-0	.000	0-3-3	5	3	0	1	0	4	
12/13/02	Phoenix	L	99-91																
			DND - Left knee bone bruise																
12/15/02-2/19/03			Injured List, Left knee bone bruise																
2/19/03	@ Chicago	W	110-82	2/5	14	4-4	1.000	0-0	.000	1-1	1.000	0-1-1	0	3	0	0	0	9	
2/21/03	@ Cleveland	W	119-99	2/6	16	1-4	.250	0-0	.000	1-2	.500	1-3-4	2	2	0	1	0	3	
2/23/03	Cleveland	W	116-103	2/7	5	1-1	1.000	0-0	.000	0-0	.000	1-0-1	3	1	0	0	0	2	
2/26/03	Memphis	W	111-107																
			DND - Left knee pain																
2/28/03	Utah	W	104-83																
			DND - Left knee pain																
3/2/03	@ Denver	W	100-94																
			DND - Left knee pain																
3/3/03	@ Sacramento	L	107-99																
			DND - Left knee pain																
3/6/03	@ Portland	W	88-60																
			DND - Left knee pain																
3/7/03	@ Seattle	W	108-99																
			DND - Left knee pain																
3/9/03	@ LA Lakers	L	106-92																
			DND - Left knee pain																
3/12/03	Indiana	W	96-93	2/8	3	0-1	.000	0-0	.000	2-2	1.000	0-0-0	0	0	0	1	0	2	
3/14/03	Portland	W	90-79																
			DNP - Coach's decision																
3/16/03	@ New Jersey	W	92-87	2/9	7	1-2	.500	0-0	.000	0-0	.000	1-0-1	0	0	1	0	0	2	
3/18/03	@ Miami	W	103-83	2/10	6	1-1	1.000	0-0	.000	0-1	.000	1-2-3	1	1	0	1	0	2	
3/20/03	@ Detroit	L	113-85	2/11	8	1-3	.333	0-0	.000	2-2	1.000	0-0-0	1	0	0	0	1	4	
			DNP - Coach's decision																
3/21/03	Atlanta	L	114-105																
			DNP - Coach's decision																
3/23/03	@ Toronto	W	112-95																
			NWT - Left knee swelling																
3/26/03	@ Indiana	W	91-85	2/12	4	0-3	.000	0-0	.000	0-0	.000	1-0-1	0	0	1	1	0	0	
3/28/03	Golden State	L	102-98																
			DNP - Coach's decision																
3/29/03	@ Atlanta	W	110-89	2/13	19	4-7	.571	0-0	.000	2-2	1.000	2-3-5	1	3	0	3	0	10	
3/31/03	@ Orlando	W	118-113 ot	2/14	18	0-1	.000	0-0	.000	3-4	.750	1-4-5	1	5	0	0	0	3	
4/2/03	Chicago	W	108-101	2/15	9	1-4	.250	0-0	.000	0-2	.000	0-1-1	0	1	1	1	0	2	
4/4/03	Houston	L	88-79	2/16	18	3-3	1.000	0-0	.000	0-0	.000	1-1-2	2	1	1	1	1	6	
4/6/03	Sacramento	L	97-81	2/17	21	3-9	.333	0-0	.000	1-2	.500	0-2-2	1	1	2	1	0	7	
4/8/03	Detroit	W	91-74																
			DND - Left knee effusion																
4/10/03	@ Boston	W	99-78	2/18	10	1-2	.500	0-0	.000	2-2	1.000	0-1-1	3	2	0	0	1	4	
4/11/03	@ New York	L	108-103	2/19	18	3-8	.375	0-0	.000	0-0	.000	1-2-3	0	1	1	0	0	6	
4/13/03	New Orleans	L	94-89	2/20	20	1-1	1.000	0-0	.000	2-2	1.000	0-3-3	0	5	1	3	1	4	
4/15/03	@ Chicago	L	115-106	2/21	10	1-3	.333	0-0	.000	2-2	1.000	0-0-0	1	0	1	0	0	4	
4/16/03	Washington	W	107-87																
			DNP - Coach's decision																





2003 PHILADELPHIA 76ERS PLAYOFF MEDIA GUIDE

PLAYER CAREER/SEASON HIGHS

#21 GREG BUCKNER

2002-03 SEASON HIGHS	CAREER HIGHS	PLAYOFF HIGHS
MIN 35 2x, last at DAL 1/4/03	MIN 41 at MIN 4/17/02	MIN 22 3x, last at SAC 5/6/02
FG 7 2x, last at DAL 1/4/03	MIN 46 at NY 2/7/01	FG 4 2x, last at SAC 5/6/02
FGA 11 2x, last vs. GS 3/28/03	FG 9 2x, last at CHI 1/2/02	FGA 8 at SAC 5/6/02
3FG 2 at BOS 11/13/02	FGA 13 2x, last vs. LAC 4/8/00	3FG 1 vs. SA 5/9/01
3FGA 5 at BOS 11/13/02	3FG 5 3 vs. BOS 1/18/00	3FGA 1 4x, last vs. SAC 5/9/02
FT 5 vs. BOS 1/20/03	3FGA 6 vs. BOS 3/18/00	FT 5 vs. SA 5/9/01
FTA 5 vs. BOS 1/20/03	FT 7 at LAC 3/28/00	FTA 8 vs. SA 5/9/01
OR 4 2x, last at WAS 1/18/03	FTA 8 at LAC 3/28/00	OR 5 vs. SA 5/9/01
DR 6 2x, last vs. SA 11/14/02	OR 8 vs. MIL 10/31/00	DR 7 vs. SA 5/9/01
TOT 8 vs. CLE 11/8/02	DR 8 vs. SEA 4/14/00	TOT 12 vs. SA 5/9/01
AST 6 vs. TOR 11/22/02	TOT 11 2x, last vs. MIL 10/31/00	AST 2 2x, last at SAC 5/4/02
STL 5 2x, last vs. MIN 12/18/02	AST 6 2x, last vs. TOR 11/22/02	STL 2 2x, last vs. SAC 5/11/02
TO 3 2x, last vs. NY 4/11/03	STL 6 at NY 2/7/01	TO 2 at SAC 5/6/02
BLK 3 vs. MIA 11/27/02	TO 4 at VAN 4/2/00	BLK 1 at SAC 5/4/02
PTS 16 vs. WAS 11/17/02	BLK 3 3x, last vs. MIA 11/27/02	PTS 14 vs. SA 5/9/01
	PTS 25 vs. BOS 3/18/00	
	Double-Doubles 2 (pts-rebs)	

#3 ALLEN IVERSON

2002-03 SEASON HIGHS	CAREER HIGHS	PLAYOFF HIGHS
MIN 52 vs. CHI 2/12/03	MIN 54 vs. ORL 2/2/01	MIN 52 vs. LAL 6/6/01
FG 17 at ATL 3/29/03	FG 21 vs. HOU 1/15/02	FG 21 2x, last at TOR 5/16/01
FGA 33 2x, last vs. LAL 12/20/02	FGA 42 vs. HOU 1/15/02	FGA 41 vs. LAL 6/6/01
3FG 5 2x, last at CHI 4/15/03	3FG 6 3x, last vs. WAS 4/14/97	3FG 8 vs. TOR 5/16/01
3FGA 8 vs. PHO 12/13/02	3FGA 14 at CHI 4/7/97	3FGA 14 vs. TOR 5/16/01
FT 17 at CHI 4/15/03	FT 17 3x, last at DEN 12/4/00	FT 19 vs. BOS 4/28/02
FTA 19 vs. IND 3/12/03	FTA 23 vs. CHI 11/12/99	FTA 20 vs. BOS 4/28/02
OR 4 2x, last at CHI 4/15/03	OR 5 4x, last at NY 3/17/98	OR 5 vs. IND 5/17/99
DR 7 4x, last vs. MIL 1/17/03	DR 9 3x, last vs. GS 3/30/01	DR 10 vs. LAL 6/10/01
TOT 9 vs. MIL 1/17/03	TOT 11 vs. GS 3/30/01	TOT 12 vs. LAL 6/10/01
AST 12 2x, last vs. CHI 4/2/03	AST 15 2x, last at HOU 11/12/97	AST 16 vs. TOR 5/20/01
STL 9 vs. LAL 12/20/02	STL 9 2x, last vs. LAL 12/20/02	STL 10 vs. ORL 5/13/99
TO 9 at HOU 12/7/02	TO 10 2x, last vs. ORL 3/28/01	TO 6 3x, last vs. MIL 6/11/01
BLK 2 at TOR 3/23/03	BLK 3 vs. CHI 4/17/98	BLK 2 vs. ORL 5/13/99
PTS 42 at ORL 3/31/03	PTS 58 vs. HOU 1/15/02	PTS 54 vs. TOR 5/9/01
Double-Doubles 6 (pts-asts)	Double-Doubles 6 (pts-reb) 44 (pts-asts)	
	Triple-Doubles 1 (pts-rebs-asts)	

#44 DERRICK COLEMAN

2002-03 SEASON HIGHS	CAREER HIGHS	PLAYOFF HIGHS
MIN 44 at ORL 3/31/03	MIN 50 4x, last vs. CLE 12/14/94	MIN 49 vs. NY 5/4/94
FG 9 2x, last vs. CLE 2/23/03	FG 15 vs. GS 3/28/92	FG 13 vs. CLE 5/9/93
FGA 19 at SAC 3/3/03	FGA 28 3x, last vs. LAL 11/29/94	FGA 26 vs. CLE 5/9/93
3FG 2 3x, last vs. ATL 3/21/03	3FG 4 3x, last at SA 2/28/98	3FG 3 vs. NY 4/29/94
3FGA 3 2x, last at ORL 3/31/03	3FGA 7 3x, last at SA 2/28/98	3FGA 7 vs. PHL 4/22/00
FT 8 vs. LAL 12/20/02	FT 18 vs. POR 3/30/95	FT 21 vs. NY 5/6/94
FTA 9 vs. LAL 12/20/02	FTA 20 2x, last vs. POR 3/30/95	FTA 25 vs. NY 5/6/94
OR 8 vs. IND 1/6/03	OR 9 5x, last at IND 2/19/98	OR 6 2x, last at NY 5/6/94
DR 10 3x, last at IND 3/26/03	DR 18 3x, last vs. SA 2/24/00	DR 17 vs. NY 5/1/94
TOT 16 at NJ 2/16/03	TOT 24 vs. SAC 12/20/92	TOT 21 vs. NY 5/1/94
AST 4 3x, last vs. CLE 2/23/03	AST 11 at CHA 12/27/91	AST 9 vs. CLE 4/23/92
STL 4 2x, last UTA 2/28/03	STL 6 vs. BOS 4/15/93	STL 3 vs. CLE 4/28/92
TO 4 5x, last at NJ 3/16/03	TO 10 at POR 1/31/92	TO 7 vs. NY 4/29/94
BLK 4 vs. SEA 12/11/02	BLK 9 vs. SEA 2/1/94	BLK 9 vs. CLE 5/7/93
PTS 22 vs. ORL 2/12/03	PTS 42 vs. DEN 2/15/91	PTS 33 vs. CLE 5/9/93
Double-Doubles 12 (pts-rebs)	Double-Doubles 341 (pts-reb) Triple-Doubles 4 (pts-reb-asts)	

#8 AARON MCKIE

2002-03 SEASON HIGHS	CAREER HIGHS	PLAYOFF HIGHS
MIN 45 vs. LAL 12/20/02	MIN 48 4x, last vs. TOR 1/21/01	MIN 51 vs. LAL 6/6/01
FG 9 vs. NY 11/1/02	FG 10 2x, last at CLE 12/3/99	FG 9 2x, last vs. MIL 5/24/01
FGA 18 vs. LAL 12/20/02	FGA 22 at WAS 4/10/02	FGA 20 vs. MIL 5/24/01
3FG 3 at PHO 1/2/03	3FG 4 6x, last at WAS 1/22/02	3FG 4 2x, last vs. IND 4/24/01
3FGA 6 vs. MIL 1/17/03	3FGA 11 vs. POR 1/10/01	3FGA 7 vs. CHA 5/1/00
FT 6 3x, last at IND 3/26/03	FT 7 5x, last vs. DET 11/21/01	FT 9 vs. MIL 5/26/01
FTA 6 6x, last at IND 3/26/03	FTA 9 4x, last vs. MIL 3/26/01	FTA 9 2x, last vs. MIL 5/26/01
OR 3 5x, last vs. MIA 1/31/03	OR 5 at SA 1/26/96	OR 4 vs. LAL 6/8/01
DR 11 vs. NY 11/1/02	DR 11 vs. NY 11/1/02	DR 9 vs. IND 5/15/00
TOT 13 vs. NY 11/1/02	TOT 13 vs. NY 11/1/02	TOT 10 2x, last vs. IND 5/15/01
AST 11 vs. ORL 1/12/03	AST 14 at SAC 12/30/00	AST 13 vs. MIL 6/3/01
STL 5 3x, last at CLE 11/29/02	STL 7 2x, last at BOS 4/7/00	STL 5 vs. BOS 5/1/02
TO 5 at ORL 10/29/02	TO 8 2x, last at SEA 3/19/01	TO 5 3x, last vs. LAL 6/6/01
BLK 1 8x, last vs. ATL 3/21/03	BLK 3 2x, last vs. BOS 3/24/00	BLK 2 2x, last vs. LAL 6/10/01
PTS 22 vs. NY 11/1/02	PTS 25 at CLE 12/3/99	PTS 25 vs. CHA 5/1/00
Double-Doubles 1 (pts-reb)	Double-Doubles 5 (pts-reb) 7 (pts-asts)	
	Triple-Doubles 2 (pts-rebs-asts)	

#40 TYRONE HILL

2002-03 SEASON HIGHS	CAREER HIGHS	PLAYOFF HIGHS
MIN 41 2x, last vs. WAS 11/9/02	MIN 54 at NJ 12/27/97	MIN 48 vs. CHI 5/3/94
FG 7 at LAC 10/30/02	FG 12 vs. LAC 3/29/94	FG 8 vs. IND 5/6/00
FGA 13 at LAC 10/30/02	FGA 20 vs. ATL 3/24/95	FGA 14 vs. MIL 5/28/01
3FG N/A	3FG N/A	3FG N/A
3FGA N/A	3FGA 1 13x, last vs. CHA 3/30/02	3FGA 1 3x, last vs. TOR 5/6/01
FT 6 at NY 4/11/03	FT 11 2x, last at DET 2/2/95	FT 10 vs. CHI 4/29/94
FTA 9 at NY 4/11/03	FTA 16 at DET 2/2/95	FTA 14 vs. CHI 4/29/94
OR 6 at TOR 1/3/03	OR 11 vs. SA 1/18/98	OR 6 vs. IND 5/19/00
DR 15 vs. LAL 11/5/02	DR 17 at NY 2/27/00	DR 11 vs. IND 5/13/00
TOT 17 vs. LAL 11/5/02	TOT 20 5x, last at WAS 1/12/01	TOT 15 vs. IND 5/13/00
AST 3 vs. DAL 11/13/02	AST 5 5x, last vs. WAS 3/2/01	AST 2 2x, last vs. IND 5/10/00
STL 3 2x, last vs. CHI 4/2/03	STL 5 4x, last vs. LAC 2/23/00	STL 4 vs. NY 5/1/95
TO 5 at LAC 10/30/02	TO 6 3x, last vs. VAN 12/27/99	TO 4 5x, last vs. TOR 5/6/01
BLK 3 vs. WAS 11/9/02	BLK 5 vs. PHO 4/2/02	BLK 3 vs. LAL 6/8/01
PTS 17 at LAC 10/30/02	PTS 29 vs. DAL 3/20/95	PTS 20 vs. IND 5/6/00
Double-Doubles 6 (pts-rebs)	Double-Doubles 210 (pts-rebs)	

#14 EFTHIMIOS RENTZIAS

CAREER HIGHS
MIN 10 2x, last at NJ 2/16/03
FG 4 vs. NJ 2/5/03
FGA 7 vs. NJ 2/5/03
3FG 1 3x, last at TOR 3/23/03
3FGA 2 3x, last at MIA 3/18/03
FT 2 3x, last vs. CHI 4/2/03
FTA 2 4x, last vs. CHI 4/2/03
OR 2 3x, last at POR 3/6/03
DR 2 2x, last at DEN 3/2/03
TOT 3 2x, last vs. NJ 2/5/03
AST 2 at CHI 2/19/03
STL 2 at CHI 2/19/03
TO 1 3x, last at CHI 2/19/03
BLK 1 vs. MIA 1/31/03
PTS 9 vs. NJ 2/5/03

2003 PHILADELPHIA 76ERS PLAYOFF MEDIA GUIDE

PLAYER CAREER/SEASON HIGHS



#7 JOHN SALMONS

CAREER HIGHS

MIN 30 at MIL 1/28/03
 FG 4 at DET 3/20/03
 FGA 9 at MIL 1/28/03
 3FG 1 9x, last at CHI 2/19/03
 3FGA 4 at MIL 1/28/03
 FT 4 vs. DAL 1/23/03
 FTA 4 2x, last vs. DAL 1/23/03
 OR 2 3x, last at MIL 1/28/03
 DR 4 2x, last at MIN 2/2/03
 TOT 6 vs. PHO 12/13/02
 AST 9 vs. DAL 1/23/03
 STL 2 vs. DAL 1/23/03
 TO 5 vs. PHO 12/13/02
 BLK 1 6x, last at TOR 3/23/03
 PTS 9 at UTA 12/28/02
 Double-Doubles - N/A

###9 KENNY THOMAS

2002-03 SEASON HIGHS

MIN 45 2x, last at NY 4/11/03
 FG 12 at NO 12/06/02
 FGA 22 at NO 12/06/02
 3FG N/A
 3FGA N/A
 FT 7 3x, last vs. NO 4/13/03
 FTA 9 vs. ORL 2/12/03
 OR 12 at ORL 3/31/03
 DR 14 at BOS 4/10/03
 TOT 20 at ORL 3/31/03
 AST 7 at PHO 1/2/03
 STL 3 3x, last at CHI 2/19/03
 TO 6 UTA 2/28/03
 BLK 3 3x, last vs. HOU 4/4/03
 PTS 29 at NO 12/6/02
 Double-Doubles 17 (pts-rebs)

CAREER HIGHS

MIN 51 vs. GS 1/29/02
 FG 12 2x, last at NO 12/06/02
 FGA 24 vs. MIA 12/15/01
 3FG 3 2x, last at DAL 12/30/00
 3FGA 6 2x, last at DEN 11/30/00
 FT 11 at GS 3/24/02
 FTA 13 2x, last at GS 3/24/02
 OR 12 at ORL 3/31/03
 DR 15 vs. ATL 4/1/00
 TOT 22 vs. ATL 4/1/00
 AST 8 vs. BOS 2/23/02
 STL 4 3x, last at ATL 1/21/02
 TO 6 UTA 2/28/03
 BLK 4 3x, last vs. SEA 4/2/02
 PTS 31 at GS 3/24/02
 Double-Doubles 40 (pts-rebs)

#54 BRIAN SKINNER

2002-03 SEASON HIGHS

MIN 37 at MIL 1/28/03
 FG 9 at MIL 1/28/03
 FGA 12 2x, last at MIL 1/28/03
 3FG N/A
 3FGA N/A
 FT 5 2x, last vs. DET 1/8/03
 FTA 10 vs. DET 1/8/03
 OR 7 2x, last at MIL 1/28/03
 DR 10 at ORL 10/29/02
 TOT 14 at MIL 1/28/03
 AST 2 2x, last at MIL 11/9/02
 STL 3 3x, last at NJ 3/16/03
 TO 4 at DET 1/22/03
 BLK 4 2x, last at DEN 3/2/03
 PTS 20 at MIL 1/28/03
 Double-Doubles 3 (pts-rebs)

CAREER HIGHS

MIN 48 at WAS 11/20/99
 FG 9 at MIL 1/28/03
 FGA 15 at DEN 11/12/00
 3FG N/A
 3FGA N/A
 FT 7 at DEN 11/12/00
 FTA 10 2x, last vs. DET 1/8/03
 OR 9 at MIL 11/16/99
 DR 11 at WAS 11/20/99
 TOT 17 at MIL 11/16/1999
 AST 2 8x, last at MIL 11/9/02
 STL 3 6x, last at NJ 3/16/03
 TO 6 vs. POR 4/10/99
 BLK 6 vs. MEM 11/21/01
 PTS 23 at DEN 11/12/00
 Double-Doubles 10 (pts-rebs)

#4 KEITH VAN HORN

2002-03 SEASON HIGHS

MIN 46 at MIL 11/9/02
 FG 11 3x, last at SEA 3/7/03
 FGA 21 vs. SA 11/14/02
 3FG 4 3x, last vs. MIA 1/31/03
 3FGA 7 vs. MIA 1/31/03
 FT 9 at MIL 1/28/03
 FTA 11 2x, last at MIL 1/28/03
 OR 7 at MIL 11/9/02
 DR 10 2x, last at LAC 12/31/02
 TOT 13 4x, last vs. CHI 2/12/03
 AST 5 2x, last vs. CHI 2/12/03
 STL 5 at WAS 1/18/03
 TO 6 vs. ORL 1/12/03
 BLK 2 3x, last at TOR 3/23/03
 PTS 33 vs. MIA 1/31/03
 Double-Doubles 14 (pts-rebs)

CAREER HIGHS

MIN 55 vs. MIL 12/27/97
 FG 13 3x, last vs. CHI 1/20/01
 FGA 30 vs. SA 1/19/98
 3FG 5 3x, last vs. WAS 1/16/02
 3FGA 10 2x, last vs. BOS 4/7/02
 FT 15 vs. MIA 4/3/99
 FTA 17 at IND 2/21/99
 OR 9 vs. ORL 4/14/00
 DR 14 vs. LAL 2/22/00
 TOT 18 vs. WAS 11/7/99
 AST 8 at NY 12/16/01
 STL 5 at WAS 1/18/03
 TO 8 3x, last vs. BOS 2/8/00
 BLK 6 vs. IND 3/26/99
 PTS 35 vs. DET 2/16/99
 Double-Doubles 94 (pts-rebs)

PLAYOFF HIGHS

MIN 39 at BOS 5/27/02
 FG 9 vs. IND 5/2/02
 FGA 19 vs. IND 5/2/02
 3FG 5 vs. IND 5/2/02
 3FGA 8 vs. IND 5/2/02
 FT 8 vs. CHI 4/29/98
 FTA 11 vs. CHI 4/29/98
 OR 5 at CHA 5/12/02
 DR 9 2x, last vs. CHA 5/7/02
 TOT 12 at IND 4/26/02
 AST 5 vs. CHA 5/7/02
 STL 4 vs. BOS 5/29/02
 TO 4 2x, last at LAL 6/5/02
 BLK 2 vs. BOS 5/21/02
 PTS 27 vs. IND 5/2/02
 Double-Doubles 4 (pts-rebs)

#20 ERIC SNOW

2002-03 SEASON HIGHS

MIN 46 2x, last vs. MIA 1/31/03
 FG 8 3x, last vs. MEM 2/26/03
 FGA 15 4x, last at NJ 2/16/03
 3FG 1 4x, last vs. MEM 2/26/03
 3FGA 3 17x, last at MIA 1/31/03
 FT 17 at DEN 3/2/03
 FTA 19 at DEN 3/2/03
 OR 5 vs. MIL 10/30/02
 DR 10 vs. MEM 2/26/03
 TOT 10 vs. MEM 2/26/03
 AST 15 vs. ATL 1/29/03
 STL 5 2x, last at CHI 2/19/03
 TO 6 vs. ATL 3/21/03
 BLK 4 at CLE 11/29/02
 PTS 22 vs. MEM 2/26/03
 Double-Doubles 9 (pts-assts)
 Triple-Doubles 1 (pts-assts-rebs)

CAREER HIGHS

MIN 53 vs. BOS 3/24/00
 FG 10 4x, last at WAS 4/10/02
 FGA 20 vs. NJ 3/27/02
 3FG 2 vs. LAL 2/20/00
 3FGA 3 6x, last vs. MIA 3/20/02
 FT 17 at DEN 3/2/03
 FTA 19 at DEN 3/2/03
 OR 5 vs. MIL 10/30/02
 DR 10 vs. GS 2/20/02
 TOT 11 2x, last vs. MEM 2/26/03
 AST 15 3x, last vs. ATL 1/29/03
 STL 6 3x, last vs. ORL 4/25/99
 TO 7 at SA 11/25/00
 BLK 4 at CLE 11/29/02
 PTS 26 at WAS 4/10/02
 Double-Doubles 35 (pts-assts)
 1 (rebs-assts)
 Triple-Doubles 1 (pts-assts-rebs)

PLAYOFF HIGHS

MIN 43 2x, last vs. CHA 4/24/00
 FG 9 vs. BOS 4/28/02
 FGA 17 2x, last vs. IND 4/21/01
 3FG 3 vs. CHA 4/24/00
 3FGA 3 4x, last vs. BOS 4/21/02
 FT 7 vs. BOS 4/21/02
 FTA 10 vs. BOS 4/21/02
 OR 4 vs. LAL 6/10/01
 DR 8 vs. BOS 4/21/02
 TOT 8 vs. BOS 4/21/02
 AST 13 vs. CHA 4/24/00
 STL 4 vs. BOS 4/21/02
 TO 6 vs. MIL 5/26/01
 BLK 1 vs. IND 5/19/99
 PTS 23 vs. BOS 4/28/02

#12 MONTY WILLIAMS

2002-03 SEASON HIGHS


MIN 26 at HOU 12/7/02
 FG 4 2x, last at ATL 3/29/03
 FGA 10 at HOU 12/7/02
 3FG N/A
 3FGA 1 2x, last at HOU 12/7/02
 FT 3 3x, last at ORL 3/31/03
 FTA 4 2x, last at ORL 3/31/03
 OR 2 2x, last at ATL 3/29/03
 DR 4 at ORL 3/31/03
 TOT 5 3x, last at ORL 3/31/03
 AST 5 vs. SEA 12/11/02
 STL 2 2x, last vs. SAC 4/6/03
 TO 3 at ATL 3/29/03
 BLK 1 3x, last vs. HOU 4/4/03
 PTS 10 at ATL 3/29/03

CAREER HIGHS

MIN 44 2x, last vs. DEN 4/8/97
 FG 14 vs. DEN 4/8/97
 FGA 26 vs. DEN 4/8/97
 3FG 1 4x, last vs. NY 1/4/01
 3FGA 3 vs. ATL 11/19/94
 FT 10 vs. BOS 3/14/97
 FTA 12 vs. TOR 2/26/98
 OR 7 vs. NY 12/2/94
 DR 7 2x, last vs. IND 3/29/02
 TOT 11 vs. CHI 3/26/02
 AST 6 2x, last vs. UTA 4/7/97
 STL 3 9x, last vs. ATL 4/16/02
 TO 7 vs. WAS 3/17/97
 BLK 4 2x, last vs. DEN 4/8/97
 PTS 30 vs. DEN 4/8/97
 Double-Doubles 4 (pts-rebs)

PLAYOFF HIGHS

MIN 29 4/20/02 @ CHA
 FG 6 4/20/02 @ CHA
 FGA 8 4/27/02 2x, last vs. CHA
 3FG
 3FGA 1 4/30/02 CHA @ ORL
 FT 2 4/27/02 4x, last vs. CHA
 FTA 4 4/27/02 CHA @ ORL
 OR 3 4/23/02 2x, last at CHA
 DR 6 4/27/02 vs. CHA
 TOT 7 4/27/02 vs. CHA
 AST 4 4/23/02 at CHA
 STL 2 4/20/02 at CHA
 TO 3 4/29/98 vs. PHO
 BLK 1 5/1/01 2x, last vs. MIL
 PTS 14 4/20/02 at CHA
 Double-Doubles 1 (pts-rebs)





NOTES

A large, empty rectangular box with a thin black border, intended for handwritten notes.