


P H I L A D E L P H I A 7 6 E R S

# 2003 PLAYOFF MEDIA GUIDE



# 2003 PHILADELPHIA 76ERS PLAYOFF MEDIA GUIDE

## GENERAL INFORMATION



### Table of Contents

General Information	1
2003 NBA Playoff Schedule	2
Sixers Playoff Notes	3-5
2003 Playoff Roster	6

### Front Office Personnel

Club Directory	8
Ed Snider	9
Larry Brown	10
Billy King/Dave Coskey	11
Basketball Operations	12

### Player Profiles

Greg Buckner	14-15
Derrick Coleman	16-18
Tyrone Hill	19-21
Allen Iverson	22-25
Aaron McKie	26-28
Efthimos Rentzias	29-30
John Salmons	31-32
Brian Skinner	33-34
Eric Snow	35-37
Kenny Thomas	38-39
Keith Van Horn	40-42
Monty Williams	43-45
Player Career/Season Highs	46-47

### 2002-03 Sixers Season-in-Review

Month-by-Month Breakdown	50
Overall Statistics	51
Game-by-Game Results	52
Individual Highs	53
Team Highs/Lows	54-55
Miscellaneous Statistics	56
Regular Season Boxscores	57-78

### 2002-03 NBA Regular Season Statistics

Final Standings	80
Regular Season League Leaders	80
Regular Season Statistics	81-83
Attendance	84

### Playoff History

Sixers All-Time Playoff Records	86-88
Sixer Round-by-Round Playoff Results	89-92

### 2002 Eastern Conference Playoff Opponents

Boston Celtics	94-95
Detroit Pistons	96-97
Indiana Pacers	98-99
Milwaukee Bucks	100-101
New Jersey Nets	102-103
New Orleans Hornets	104-105
Orlando Magic	106-107

### Sixers Communications Department



**Karen Frasca**  
Senior Director  
Office: 215-339-7696  
Cell: 215-264-7600



**Chris Wallace**  
Manager  
Office: 215-339-7690  
Cell: 215-803-5722



**Brian Kirschner**  
Manager  
Office: 215-339-7635  
Cell: 267-258-7329



**Donna Katzman**  
Coordinator  
Office: 215-339-7688  
Cell: 215-696-5099

### Sixers Miscellaneous Information

Home Court	First Union Center
Capacity	20,444
Team Colors	Red, White, Blue, Black, Silver and Gold
Seasons in Philadelphia	38
2002-03 Regular Season Record	48-34
	2nd-Atlantic Division, 4th-Eastern Conference
Television Outlets	Comcast SportsNet WPSG-UPN 57
Radio Flagship Station	WIP (610 AM)
Television Announcers	Marc Zumoff and Steve Mix
Radio Announcer	Tom McGinnis

### Sixers Key Phone Numbers

Executive Offices	215-339-7600
Ticket Office	215-339-7000
Communications Office	215-339-7666
Communications Fax	215-339-7632

Sixers Front Office Address  
Philadelphia 76ers  
3601 South Broad Street  
Philadelphia, PA 19148

### Credits

The Philadelphia 76ers Playoff Media Guide was written and edited by Karen Frasca, Brian Kirschner, Chris Wallace and Donna Katzman, with assistance from Kevin Gregg, Jeff Wilson and Cher Williams. Additional copies can be obtained through the Sixers Communications Department at 215-339-7666.

Cover design was done by Tom Castagna, Comcast Spectacor Graphic Services Department. Printing and binding was done by New Dimension Digital Printing of Bristol, Pa.

All photos are courtesy of the NBAE/Getty Images.





# 2003 PHILADELPHIA 76ERS PLAYOFF MEDIA GUIDE

## NBA PLAYOFF SCHEDULE

### Eastern Conference

#### Detroit vs. Orlando

Game	Date	Local	EDT	TV	
1	4/20	Orlando at Detroit	12:30PM	12:30PM	ESPN/RTV
2	4/23	Orlando at Detroit	8:00PM	8:00PM	NBATV/RTV
3	4/25	Detroit at Orlando	8:00PM	8:00PM	ESPN
4	4/27	Detroit at Orlando	5:30PM	5:30PM	ESPN
5	4/30	Orlando at Detroit	TBD	TBD	TBD
6	5/2	Detroit at Orlando	TBD	TBD	TBD
7	5/4	Orlando at Detroit	TBD	TBD	TBD

#### New Jersey vs. Milwaukee

Game	Date	Local	EDT	TV	
1	4/19	Milwaukee at New Jersey	12:30PM	12:30PM	ESPN/SCORE
2	4/22	Milwaukee at New Jersey	7:00PM	7:00PM	TNT/SCORE
3	4/24	New Jersey at Milwaukee	7:30PM	8:30PM	TNT
4	4/26	New Jersey at Milwaukee	4:00PM	5:00PM	TNT
5	4/29	Milwaukee at New Jersey	TBD	TBD	TBD
6	5/1	New Jersey at Milwaukee	TBD	TBD	TBD
7	5/3	Milwaukee at New Jersey	TBD	TBD	TBD

#### Indiana vs. Boston

Game	Date	Local	EDT	TV	
1	4/19	Boston at Indiana	2:00PM	3:00PM	ESPN/RTV
2	4/21	Boston at Indiana	7:30PM	8:30PM	NBATV/RTV
3	4/24	Indiana at Boston	6:00PM	6:00PM	TNT
4	4/27	Indiana at Boston	12:00PM	12:00PM	ESPN2
5	4/29	Boston at Indiana	TBD	TBD	TBD
6	5/1	Indiana at Boston	TBD	TBD	TBD
7	5/3	Boston at Indiana	TBD	TBD	TBD

#### Philadelphia vs. New Orleans

Game	Date	Local	EDT	TV	
1	4/20	New Orleans at Philadelphia	8:00PM	8:00PM	TNT/SCORE
2	4/23	New Orleans at Philadelphia	7:00PM	7:00PM	TNT/SCORE
3	4/26	Philadelphia at New Orleans	6:30PM	7:30PM	TNT
4	4/28	Philadelphia at New Orleans	7:00PM	8:00PM	TNT
5	4/30	New Orleans at Philadelphia	TBD	TBD	TBD
6	5/2	Philadelphia at New Orleans	TBD	TBD	TBD
7	5/4	New Orleans at Philadelphia	TBD	TBD	TBD

### Western Conference

#### San Antonio vs. Phoenix

Game	Date	Local	EDT	TV	
1	4/19	Phoenix at San Antonio	4:30PM	5:30PM	ESPN/R/TSN
2	4/21	Phoenix at San Antonio	7:00PM	8:00PM	TNT/RSN
3	4/25	San Antonio at Phoenix	7:00PM	10:00PM	NBATV
4	4/27	San Antonio at Phoenix	7:30PM	10:30PM	TNT
5	4/29	Phoenix at San Antonio	TBD	TBD	TBD
6	5/1	San Antonio at Phoenix	TBD	TBD	TBD
7	5/3	Phoenix at San Antonio	TBD	TBD	TBD

#### Sacramento vs. Utah

Game	Date	Local	EDT	TV	
1	4/19	Utah at Sacramento	7:30PM	10:30PM	TNT/RSN
2	4/21	Utah at Sacramento	7:30PM	10:30PM	TNT/RSN
3	4/26	Sacramento at Utah	8:00PM	10:00PM	ESPN
4	4/28	Sacramento at Utah	8:30PM	10:30PM	TNT
5	4/30	Utah at Sacramento	TBD	TBD	TBD
6	5/2	Sacramento at Utah	TBD	TBD	TBD
7	5/4	Utah at Sacramento	TBD	TBD	TBD

#### Dallas vs. Portland

Game	Date	Local	EDT	TV	
1	4/19	Portland at Dallas	7:00PM	8:00PM	TNT/RSN
2	4/23	Portland at Dallas	8:30PM	9:30PM	TNT/RSN
3	4/25	Dallas at Portland	7:30PM	10:30PM	ESPN
4	4/27	Dallas at Portland	5:00PM	8:00PM	TNT
5	4/30	Portland at Dallas	TBD	TBD	TBD
6	5/2	Dallas at Portland	TBD	TBD	TBD
7	5/4	Portland at Dallas	TBD	TBD	TBD

#### Minnesota vs. L.A. Lakers

Game	Date	Local	EDT	TV	
1	4/20	L.A. Lakers at Minnesota	2:30PM	3:30PM	ABC/R/RTV
2	4/22	L.A. Lakers at Minnesota	8:30PM	9:30PM	TNT/RSN
3	4/24	Minnesota at L.A. Lakers	8:00PM	11:00PM	TNT
4	4/27	Minnesota at L.A. Lakers	12:00PM	3:00PM	ABC
5	4/29	L.A. Lakers at Minnesota	TBD	TBD	TBD
6	5/1	Minnesota at L.A. Lakers	TBD	TBD	TBD
7	5/3	L.A. Lakers at Minnesota	TBD	TBD	TBD

SCORE - Headline Sports/The Score (Canada)

RTV - Raptors NBA TV

### 76ERS PLAYOFF EXPERIENCE (FULL ROSTER)

Player	Years	Games	Record*	Experience
Greg Buckner	2	12	4-8	Conference Semifinals (2002, 2001)
Derrick Coleman	6	27	10-17	Conference Semifinals (2000); first round (2002, 2000, 1994, 1993, 1992)
Tyrone Hill	8	64	26-38	NBA Finals (2001); Conference Semifinals (2000, 1999, 1991); first round (1996, 1995, 1994, 1992)
Allen Iverson	4	45	22-23	NBA Finals (2001); Conference Semifinals (2000, 1999); first round (2002)
Todd MacCulloch	3	43	26-17	NBA Finals (2002, 2001); Conference Semifinals (2000)
Aaron McKie	7	57	25-32	NBA Finals (2001); Conference Semifinals (2000, 1999); first round (2002, 1997, 1996, 1995)
Eric Snow	6	59	26-33	NBA Finals (2001, 1996); Conference Semifinals (2000, 1999, 1997); first round (2002)
Keith Van Horn	2	23	11-12	NBA Finals (2002); first round (1998)
Monty Williams	5	20	10-10	Conference Semifinals (1998, 1996); first round (2002, 2001, 1995)

\*in games played

#### No Playoff Experience

- John Salmons
- Sam Clancy
- Samuel Dalembert
- Kenny Thomas
- Efthimios Rentzias
- Brian Skinner

### LARRY BROWN IN THE NBA PLAYOFFS

Denver	8-11	Conference Semifinals (1977); Conference Finals (1978)
New Jersey	0-2	First round (1982)
San Antonio	7-7	Conference Semifinals (1990); first round (1991)
LA Clippers	4-6	First round (1992, 1993)
Indiana	22-16	Conference Finals (1994, 1995); first round (1996)
Philadelphia	22-24	NBA Finals (2001); Conference Semifinals (1999, 2000); first round (2002)
<b>TOTAL</b>	<b>63-66 (.492)</b>	

# 2003 PHILADELPHIA 76ERS PLAYOFF MEDIA GUIDE

## SIXERS PLAYOFF NOTES



**SIXERS CLINCH PLAYOFF SPOT:** Philadelphia is playoff bound for the fifth-straight season ... this will be the longest stretch of postseason play for the franchise since going in 12-consecutive seasons from 1975-76 to 1986-87 ... ironically, for the second straight-season, a Sixers win at Orlando sent Philadelphia to the post-season.

### Sixers Regular Season and Playoffs Under Larry Brown

Season	Record	Division	Playoffs
2002-03	48-34	Second	-----
2001-02	43-39	Fourth	First Round
2000-01	56-26	First	NBA Finals
1999-00	49-33	Third	EC Semifinals
1998-99	28-22	Third	EC Semifinals
1997-98	31-51	Seventh	-----

**PLAYOFF EXPERIENCE:** Only three players remain on this season's roster that have been with the Sixers for all four postseason trips under Larry Brown: Allen Iverson, Aaron McKie and Eric Snow ... out of the current 76ers roster, Iverson, McKie and Snow, Tyrone Hill and Todd MacCulloch were with the team for the 2001 NBA Finals run ... of the 12-man Playoff roster four have no playoff experience ... Kenny Thomas ranks 17th among active players for most regular season games played without playing in a playoff game will finally break his streak of 284.

### BEFORE AND AFTER

	Pre All-Star Break	Post All-Star Break
Record	25-24	23-10
Points per game	94.3	100.5
Opponent	94.4	94.8
Field goal percentage	.440	.466
Opponent	.452	.442
Rebounds	42.0	42.4
Assists	20.9	22.6
Coleman	7.9 ppg, 5.7 rpg	11.3 ppg, 8.8 rpg
Iverson	26.8 ppg, .399 FG%, 4.8 apg	28.1 ppg, .448 FG%, 6.7 apg
Snow	12.4 ppg, .446 FG%, 6.7 apg	13.6 ppg, .461 FG%, 6.7 apg

**HOME-SWEET-HOME:** Philadelphia finished the regular season 25-16 at the First Union Center and 17-10 versus Eastern Conference teams there ... the team has won 22 or more games at home in each of the last four seasons ... the 76ers opened the season with a 10-game home-winning streak before the perfect mark came to an end at the hands of Seattle (12/11) ... that was the second longest-winning streak to start a season for the Sixers (22 was the record in 1966-67), and the longest since winning 10 straight from April 6, 1999 to Nov. 12, 1999.

**ROAD WARRIORS:** The Sixers ended the regular season on a two-game road losing streak on the heels of a five-game winning streak away from home ... the 76ers concluded a seemingly endless March road schedule, which included 12 of their 16 games on the road, with a four-game road-winning streak and an 11-5 overall the month ... Philadelphia won 17 of its last 23 games on the road ... Philadelphia finished 23-18 away from home this season, the only team in the Eastern Conference with a winning road record ... the win at the LA Clippers on Dec. 31, snapped a six-game road winless streak that began on Dec. 6.

**INJURED LISTING:** All told, 13 players missed 315 games due to injury, including all 82 games by Sam Clancy and Samuel Dalembert ... Monty Williams missed 57 games due to left knee problems, starting with the first 18 games of the season after he had left knee surgery (Oct. 25) to repair a medial meniscal tear sustained on Oct. 24 at Houston ... Todd MacCulloch was placed on the injured list on Feb. 19 with left/right foot neuropathy ... MacCulloch had consulted with Dr. Robert Brown at Mass. General Hospital on Monday, Feb. 24, 2003; Dr. Brown also believes that MacCulloch is suffering from symptoms of Charcot-Marie-Tooth (CMT) ... MacCulloch continues to undergo treatment for his symptoms ... CMT is a neurological disorder affecting the peripheral nerves ... he underwent treatment for Chronic Inflammatory Demyelinating Polyradiculo-neuropathy (CIDP) on Jan. 15 and missed three games (Jan. 15 versus New Jersey, Jan. 17 versus Milwaukee and Jan. 18 at Washington) ... returned on Jan. 20 to play in five games ... CIDP is a condition of the peripheral nervous system ... Derrick Coleman missed 17 games due to injury and one while serving an NBA suspension ... he missed the first nine games of the regular season rehabbing from left knee surgery on June 11, 2002 ... Coleman did not play in five of the final 11 games while nursing a left thigh strain/contusion and left hand contusion ... Keith Van Horn left the Houston (4/4) with a strained plantar fascia and bone bruise ... Van Horn missed the last six games of the last seven games, returning for the season finale ... Allen Iverson is playing with left knee bursitis since April 1 but has not missed a game.

**LINE UPS:** When all five starters were in double figures, the team was 11-3 on the season ... Aaron McKie received the starting nod in the final game of the season (4/16 vs. Washington) to give the Sixers a total of 15 different combinations this season ... with Keith Van Horn sidelined with a left plantar fascia strain against Detroit (4/8), the Sixers used their 13th different combination of the season as Greg Buckner became the 12th different 76er to start this season ... Tyrone Hill got his first start against Portland (3/6) since rejoining the team and started 18 times ... Brian Skinner got his ninth start against Denver (3/2), filling in for Van Horn (stomach virus) ... When Head Coach Larry Brown re-inserted Coleman and Thomas in

### PLAYOFF POTPOURRI

· The 76ers rank fifth in NBA all-time Playoff standings with a 197-177 (.527) record ... their 41 playoff appearances ranks third in NBA history.

Team	Record	Pct
Los Angeles Lakers	360-235	.605
Boston Celtics	281-196	.589
Chicago Bulls	147-106	.581
Baltimore Bullets	9-7	.563
Philadelphia 76ers	197-177	.527

· The 76ers franchise has made nine trips to the NBA Finals (Syracuse: 1950, 1954, 1955; Philadelphia: 1967, 1977, 1980, 1982, 1983 and 2001), winning NBA Championships in 1983, 1967 and 1955 ... the franchise ranks third among NBA teams behind Minneapolis/Los Angeles (27) and Boston (19) for trips to the NBA Finals.

· The NBA record for consecutive playoff appearances is held by the 76ers at 22 from 1949-50 to 1970-71.

### Active consecutive playoff appearances

Seasons	Team	First Season
9	L.A. Lakers	1994-95
7	Minnesota Timberwolves	1996-97
6	Indiana Pacers	1997-98
6	San Antonio Spurs	1997-98
5	Philadelphia 76ers	1998-99
5	Sacramento Kings	1998-99

· Larry Brown ranks fifth among active coaches and ninth all-time with 63 victories (63-66, .488) ... his 129 games as a coach is eighth all-time.

· Larry Brown is the only coach in NBA history to take six different franchises to the playoffs.

· Allen Iverson's playoff career-high of 54 points against Toronto (5/9/01) ranks tied for 10th in NBA playoff history ... his 52 points in the same series on May 16, 2001, paired him with Michael Jordan (1988 versus Cleveland) as the only two players to score 50 points twice in the same series.

· Allen Iverson, who has scored 13 or more points in each of his 45 playoff games, has scored 40 or more points eight times in his playoff career, including six times in 2000-01.

· Wilt Chamberlain holds the NBA playoff record with 41 rebounds versus Boston on April 5, 1967.

· Allen Iverson's playoff average of 30.3 points per game in 45 games ranks second in NBA playoff history behind Michael Jordan's 33.4 average in 179 games.


· Allen Iverson holds the NBA record for steals in a game with 10 versus Orlando on May 13, 1999...his eight three-pointers in the Toronto series (5/16/01) is tied for the fourth most in a playoff game...his three consecutive games with 40 or more points (June 1 to June 6, 2001) is tied for fourth.

· Aaron McKie is only the fifth player in NBA playoff history to have registered 25 plus points (25), 10 plus assists (11) and 0 turnovers in a playoff game when he did so in Game 4 versus Charlotte in 2000.

· Julius Erving holds 11 of 17 Sixers career playoff records, including 141 games played, 3,088 points and 1,187 field goals.

the first game after the All Star break versus Chicago (2/12), the team subsequently won nine-straight games ... with Coleman sidelined by a right fourth finger ligament sprain at Detroit (1/22), Skinner got the starting nod to help the Sixers to a win ... the Sixers had started Aaron McKie, Van Horn, Todd MacCulloch, Iverson and Snow in the first 20 games ... last season, the Sixers used 19 different line-ups.

**REBOUNDING:** The Sixers pulled down a season-high 61 rebounds against Orlando, thanks to the season-high 20 boards from Kenny Thomas ... the team out-rebounded 44 of their 82 opponents and ranked 16th in the NBA ... the largest differential of the season was at Milwaukee (1/28) 52-23 ... the team was 21-18 when the opponent had the advantage and 27-16 when holding the advantage ... the Sixers owned a 42.2 to 40.3 rebounds per game edge ... Thomas, at a career-best 8.0 rebounds per game, finished as the team's leader ... Thomas averaged 11.7 per outing in the last 15 games of the season, including two games with 20 rebounds ... Keith Van Horn, who held the team's rebounding title until Thomas took over, finished with 7.1 rebounds per contest ... since re-entering the starting line-up in his 28 games, Coleman averaged 8.9 boards ... in his 24 games with the Sixers, Tyrone Hill averaged 5.2 rebounds ... Philadelphia grabbed 50-plus rebounds in eight games (61 at Orlando (3/31), 50 vs. Golden State (3/28), 52 at Milwaukee (1/28), 52 at LA Clippers (12/31), 54 at Atlanta (12/21), 50 vs. LA Lakers (12/20), 51 vs. New York (11/1) and 58 vs. Milwaukee (10/30)).





# 2003 PHILADELPHIA 76ERS PLAYOFF MEDIA GUIDE

## SIXERS PLAYOFF NOTES

**OFFENSE:** The 76ers scored 100-plus in 16 of the last 30 games (and 23 of the last 49) ... before the 99-point performance at Sacramento (3/3), the Sixers had scored 100-plus in six consecutive games, including tying their season-high of 119 points versus Cleveland (2/21) ... the team shot 40-percent plus in 41 of the last 47 games, including 50-percent plus 12 times (10-2) ... however, the 76ers had their two worst shooting performances of the season in two consecutive games: 33.7 percent against Houston (4/4) and .333 versus Sacramento (4/6) ... they bounced back against Detroit (4/8), shooting 51.4 percent ... overall, the Sixers' offense ranked 9th in points per game (96.8), 10th in field goal percentage (.448) to mark the best rankings under Larry Brown.

- The Sixers were 14-2 when shooting 50 percent or better, most recently against Detroit (4/8) ... in two-straight games, both losses, they shot a season-best .600 vs. Orlando (1/12), one game after raising the mark vs. New York with .526 percent.
- Philadelphia was 23-7 when scoring 100-plus points.
- Keith Van Horn shot a career-best .482 from the field, representing one of the best individual improvements in the NBA over last season (.433).
- Allen Iverson was third in the NBA with 27.6 points per game ... he averaged 7.8 assists per game in the final 20 games ... his five points at Detroit (3/20), tied the second lowest scoring mark of his career and ended the longest, active streak in double-figure scoring in the NBA at 186 games ... before the Detroit game, he had scored 30 or more in seven of eight contests and was enjoying one of his best stretches of the season with 32.1 points per game and 48.2 field goal percentage (93-193) from March 3-18 ... Iverson scored 30-plus in 36 games (25-11) and 40 or more five times (4-1) this season.
- Brian Skinner topped the team with 55.0 percent from the field ... if he had enough qualifying numbers to rank in the NBA, he would be third.
- Eric Snow averaged a career-best 12.9 points per game, including his season-high of 25 points at Denver (3/2) ... he had his career-long streak of 32 games in double figure scoring stopped at Miami (3/18) ... Snow finished 10th in the NBA with 6.6 assists per game. he was also 15th with a 2.80:01 assist-to-turnover-ratio.
- From beyond the arc, the Sixers were just 245-787 (.311, 28th NBA) on the season ... while the team enjoyed one of its best days from beyond the arc at the Nets (3/16) with six threes, Philadelphia went without a three in four games, most recently, at Atlanta (3/29) ... Sixers' opponents made more threes than the Sixers in 65 of the 82 contests this season ... Van Horn connected on a team-best 36.9 percent (65-176) ... Iverson struggled with 84-303 (.277) three-point shooting.
- The Sixers did well at the free throw line this season: Sixers - 1746-2253 (.775) to the opponents' 1547-2035 (.760) ... the team connected on a season-high 40-44 from the line at Chicago (4/15) and ranked eighth in the NBA in free throw shooting ... Allen Iverson accounted for a team-high 736 free throw attempts, second in the NBA, and shot 77.4 percent there ... Eric Snow shot a team and personal-best 85.8 percent from the line ... Aaron McKie was next with 83.6 percent.

**BENCH MARK:** Overall, the bench was outscored by its opponent in 45 of the 82 games and outscored 25.3 points to 22.8 points ... the team was 16-17 when winning the advantage ... against Golden State (3/28), three Sixers reserves scored in double figures for the only time this season (Kenny Thomas-12, Aaron McKie-12, Greg Buckner-12) ... Derrick Coleman led the bench in scoring in 18 of his 29 games as a reserve ... thanks to Coleman's 18 points and the 11 points by the newcomer Thomas, the bench enjoyed its largest advantage of the season, outscoring the Lakers (12/20), 33-6.

**ATTENDANCE MARK:** Philadelphia sold out 14 games this season and ranked fourth for home attendance with an average of 19,685 ... in the season finale against Washington (4/16), the 21,257 fans in attendance witnessed Michael Jordan's final NBA game; it was the second largest home crowd ever ... the sellout crowd of 21,127 was treated to a Sixers' overtime win over the LA Lakers on Dec. 20 ... it was the team's first sellout of the season and the then-second largest home crowd ever ... the largest attendance mark ever was the 21,305 that came to see Jordan's Chicago Bulls on April 17, 1998.

### 2002-03 HOME ATTENDANCE

Team	G	Avg.
Pistons	41	20,470
Wizards	41	20,173
Mavericks	41	19,913
76ers	41	19,685
Bulls	41	19,617

**13,000 POINTS:** Allen Iverson became the 127th player in NBA history to score 13,000 career points on April 8 against Detroit ... he did so on his first basket of the second half and finished the game with 37 points as the Sixers posted a 91-74 win ... Iverson scored his 12,000th career point in the second quarter against Boston (1/20) ... he joins Derrick Coleman as the only other current Sixer with 12,000 career points ... as a team, Philadelphia is one of eight squads with two or more 12,000 point scorers ... Iverson is the 11th-fastest player in NBA history to reach the 12,000-point plateau, doing so in 446 games ... the fastest was Wilt Chamberlain, who did so in 280 games.

**BOTTOM OF THE BOX:** The Sixers outscored opponents in the paint in all but 23 games ... overall, Philadelphia averaged a 44.9 to 36.7 points in the paint advantage on the season ... Philadelphia had the edge in second chance points: 28.0 to 24.3, and in fast break points: 15.1 to 13.8 ... as a team, the Sixers forced an NBA tied-for-best 17.1 turnovers per game, which led to a 19.7 to 16.4 advantage in points off turnovers.

**DOUBLE-DOUBLES:** The New York game (4/11) marked the fourth time this season that three players recorded a double-double: Allen Iverson (20 points and 11 assists), Tyrone Hill (14 points and 11 rebounds) and Kenny Thomas (15 points and 10 rebounds) ... the other occurrences were against Indiana on March 26 (Derrick Coleman, Allen Iverson, Kenny Thomas), Atlanta on March 21 (Allen Iverson, Derrick Coleman, Kenny Thomas) and against Chicago on Feb. 12 (Kenny Thomas, Eric Snow and Keith Van Horn) ... Thomas had 14 double-doubles as a Sixer to pace the team (17 overall) and 10 in the final 14 games ... with 14 double-doubles, Van Horn tied for the team lead, though his last double-double occurred Feb. 28 (at Utah) ... Coleman had 12 double-doubles ... Snow had nine plus his first career triple-double versus Memphis (2/26) with 22 points, 11 assists and 11 rebounds ... Iverson turned in a double-double on March 21 against Atlanta (25 points, 12 assists) for his first double-double since March 17, 2002 (vs. Orlando, 39 points, 10 assists) and compiled six on the season ... Todd MacCulloch had four double-doubles ... Brian Skinner recorded his third double-double of the season with season-highs of 20 points and 14 rebounds vs. Milwaukee (1/28) ... Hill had four with Cleveland and recorded his first since returning to Philadelphia on April 11 (at New York) ... Aaron McKie (vs. New York, 11/1, 22 points and a career-high 13 rebounds) was the only other Sixer with a double-double.

**THE STREAK IS OVER:** After being held to a season-low five points against Detroit (3/20), Allen Iverson's streak of 186 games in double-figure scoring came to an end ... what started on Nov. 24, 2000, and stretched to March 18, 2003, had been the longest, active double-figure streak in the NBA ... in terms of 76ers history, Julius Erving holds the mark for the longest double-figure scoring streak at 310 games from Feb. 15, 1979 to Feb. 23, 1983 ... Moses Malone scored in double figures in each of his first 210 games as a 76er (Oct. 29, 1982 to March 4, 1985) ... prior to joining the 76ers, Malone had scored in double figures in each of the last 324 regular season games he played as a Houston Rocket, running his total streak of consecutive double-figure scoring games to 534 before seeing the streak snapped on Mar. 6, 1985 against the Atlanta Hawks ... Wilt Chamberlain scored in double figures in 219 consecutive games from Dec. 11, 1964 through Nov. 1, 1967, but only the last 178 were as a member of the 76ers.

**BACK-TO-BACKS:** The 76ers completed 20 sets of back-to-back contests in 2002-0 ... Philadelphia was 12-8 on the back end of a back-to-back set ... when losing the first game, the 76ers were 8-2 in the second game ... in 2001-02, 23 of the Sixers' 39 losses came in a back-to-back set.

First Game 10-10 (2-2 Home; 8-8 Away)			Second Game 12-8 (6-3 Home; 6-5 Away)		
10/29	at ORL	L 88-95	10/30	vs. MIL	W 95-93
11/8	vs. CLE	W 108-84	11/9	at MIL	L 105-110 OT
11/13	at BOS	L 81-91	11/14	vs. SA	W 99-94
11/16	at NY	W 93-92	11/17	vs. WAS	W 100-84
11/19	at NO	L 98-99	11/20	at MEM	W 95-88
11/24	at TOR	W 94-84	11/25	vs. NO	W 108-87
11/29	at CLE	W 106-99	11/30	at WAS	W 95-94
12/6	at SA	L 93-98	12/7	at HOU	L 72-97
12/15	at IND	L 97-107	12/16	vs. DEN	W, 93-71
12/20	vs. LAL	W, 107-104 OT	12/21	at ATL	L, 77-79
12/30	at GS	L, 104-98	12/31	at LAC	W 83-75
1/17	vs. MIL	L, 99-95	1/18	at WAS	W, 88-80
1/22	at DET	W, 92-83	1/23	vs. DAL	L, 107-94
1/28	at MIL	W, 108-81	1/29	vs. ATL	L, 97-83
3/2	at DEN	W, 100-94	3/3	at SAC	L, 107-99
3/6	at POR	W, 88-60	3/7	at SEA	W, 108-99
3/20	at DET	L, 85-113	3/21	vs. ATL	L, 105-114
3/28	vs. GS	L, 98-102	3/29	at ATL	W, 110-89
4/10	at BOS	W, 99-78	4/11	at NY	L, 103-108
4/15	at CHI	L, 106-115	4/16	vs. WAS	W, 107-87

### HIGHEST SCORING AVERAGE (as of April 16)

PLAYER	G	FG	FT	PTS	PPG
1. Michael Jordan	1,072	12,192	7,327	32,292	30.1
1. Wilt Chamberlain	1,045	12,681	6,057	31,419	30.1
3. Shaquille O'Neal	742	8,116	4,242	20,475	27.6
4. Elgin Baylor	846	8,693	5,763	23,149	27.4
5. Allen Iverson	487	4,669	3,200	13,170	27.0
5. Jerry West	932	9,016	7,160	25,192	27.0
7. Bob Pettit	792	7,349	6,182	20,880	26.4
8. George Gervin	791	8,045	4,541	20,708	26.2
9. Oscar Robertson	1,040	9,508	7,694	26,710	25.7
10. Karl Malone	1,434	13,335	9,619	36,374	25.4

**IVERSON TIED FIFTH ALL-TIME SCORING:** Allen Iverson is tied fifth on the NBA's All-Time Scoring Average Chart, qualifying in both games played and total points ... Iverson won the NBA scoring title for the third time in four seasons in 2001-02 ... in 2001-02, Iverson was the NBA's scoring champion for the second straight season and the third time in four seasons, averaging a career-high 31.4 points per game ... of the top 10 players on the chart, only the active players, Michael Jordan, Shaquille O'Neal, Iverson and Karl Malone, are not members of the Hall of Fame.

# 2003 PHILADELPHIA 76ERS PLAYOFF MEDIA GUIDE

## SIXERS PLAYOFF NOTES



### FRANCHISE OPPONENT LOWS

Season	Date	W	Score	Opp. City
2002-03	3/6/03	W	88-60	at Portland
1954-55	N/A	W	92-66	vs. Milwaukee
1995-96	2/21/96	L	57-66	vs. Miami
1998-99	2/5/99	W	78-66	at Charlotte
1998-99	4/9/99	W	83-67	at Boston
1998-99	4/19/99	W	72-67	vs. New York
2000-01	11/24/00	W	76-67	at Atlanta
2000-01	3/14/01	W	85-67	at Chicago
2001-02	11/23/01	W	79-68	vs. Cleveland
1954-55	N/A	L	66-69	vs. Fort Wayne
2000-01	2/28/01	W	79-69	vs. Miami

(since the shot clock was introduced)

**A NEW LOW:** When the Sixers held Portland to just 60 points on March 6, it marked a new scoring low for a 76ers opponent since the introduction of the shot clock ... the output topped the previous low of 66, which was reached three times ... the all-time franchise record is 51, set in 1949-50 against Denver ... including the pre-shot clock era, the Sixers' effort against the Trail Blazers is tied for the fifth best defensive performance in franchise history.

**GREEK TO ME:** The 2002-03 Philadelphia 76ers feature three international players: Samuel Dalembert (Haiti), Todd MacCulloch (Canada) and Efthimios Rentzias (Greece) ... there are currently 66 players from 34 different countries and territories on NBA rosters this season - an all-time NBA record number ... last year, the NBA featured a record 51 international players from 30 countries and territories on team rosters (active and injured).

**COLLEGE CONNECTIONS:** The 76ers roster includes five former Big East players ... the players include Derrick Coleman (Syracuse University), Samuel Dalembert (Seton Hall), John Salmons (Univ. of Miami), Monty Williams (Notre Dame) and Allen Iverson (Georgetown University).

### NBA SCORING LEADERS

#### 40-Point Plus Games

19	Bryant, Kobe, LA-L
11	McGrady, Tracy, Orl.
5	Pierce, Paul, Bos.
5	Iverson, Allen, Phi.
5	Marbury, Stephon, Pho.
3	Davis, Ricky, Cle.
3	Jordan, Michael, Was.
3	O'Neal, Shaquille, LA-L
2	Houston, Allan, N.Y.
2	Mashburn, Jamal, N.O.
2	Jamison, Antawn, G.S.

#### 30-Point Plus Games


51	McGrady, Tracy, Orl.
41	Bryant, Kobe, LA-L
36	Iverson, Allen, Phi.
28	O'Neal, Shaquille, LA-L
27	Pierce, Paul, Bos.
21	Nowitzki, Dirk, Dal.
19	Marbury, Stephon, Pho.
17	Jamison, Antawn, G.S.
16	Duncan, Tim, S.A.
14	Rose, Jalen, Chi.

**DE-FENSE, DE-FENSE:** In the last 19 games of the season, the Sixers held opponents to below 90 points nine times, holding an 8-1 record in such contests ... unfortunately, in seven games, of which five were losses, they allowed the opponent to break the century mark, including two 100-point back-to-back games (113 points at Detroit and 114 vs. Atlanta on March 20 and 21, respectively) ... overall, the Sixers' scoring defense ranked 15th in the NBA, allowing 94.5 points per game, while the field goal percentage defense was 23rd (.452) and the three-point defense was 18th (.354).

- The Sixers were first in the NBA with 10.3 steals per game and were the only team with three players ranked in the top 20: Allen Iverson (1st, 2.74), Aaron McKie (tied 16th, 1.64) and Eric Snow (19th, 1.60) ... Philadelphia forced an NBA tied-for-best 17.1 turnovers per game.
- The team was 25-2 when holding opponents to 90 or fewer points, and 10-1 when holding them to 40 percent or less.
- Aaron McKie finished fifth in the NBA with a 1.20 steals-to-turnover ratio (131 steals per 109 turnovers).
- Derrick Coleman led the team with 69 blocks, followed by Brian Skinner with 53 blocks.
- Toronto (11/22) was held to an opponent low of 33.3 percent field goal percentage.
- Philadelphia was 2-14 when an opponent shot 50 percent or better with the only two victories coming at home against Chicago (2/12, 4/2) ... the Pacers' .556 matched an opponent season-high set by San Antonio on Dec. 6.
- Twenty-five times teams scored 100-plus on the Sixers and the 76ers were just 7-18 when that happens.
- Golden State (3/28) scored 66 points in the first half, the most surrendered by the Sixers defense this season, en route to a 102-98 win.
- Denver's (12/16) 22 first half points tied a franchise opponent low, last done by Milwaukee on Feb. 12, 1954, the year the shot clock was first introduced; before the 76ers held Portland to 60 points (3/6), the Nuggets 71 total points were a Sixers' season low by an opponent.
- Chicago (2/19) was held to just eight points in the third quarter, a Sixers' opponent season low surpassing the Nuggets (12/16) 10 first quarter points.
- Philadelphia had a season-high 17 steals versus Minnesota (12/18), one game after raising the bar to 16 versus Denver (12/16).
- Orlando's (2/14) 12 three-point field goals marked the sixth time teams have connected on 10 or more threes versus the Sixers this season and the second highest total, matching Dallas' 12 (1/23) and behind New York's 16 (1/10).

### 76ERS TOP CAREER CATEGORIES


POINTS	FIELD GOALS	FREE THROWS	3-PT FIELD GOALS	ASSISTS
Hal Greer 21,586	Hal Greer 8,504	Dolph Schayes 6,979	Allen Iverson 632	Maurice Cheeks 6,212
Dolph Schayes 19,249	Julius Erving 7,237	Hal Greer 4,578	Hersey Hawkins 476	Hal Greer 4,540
Julius Erving 18,364	Dolph Schayes 6,135	Charles Barkley 3,920	Dana Barros 332	Julius Erving 3,224
Charles Barkley 14,184	Billy Cunningham 5,116	Julius Erving 3,844	Charles Barkley 214	Dolph Schayes 3,072
Billy Cunningham 13,626	Charles Barkley 5,025	Billy Cunningham 3,394	Jerry Stackhouse 211	Larry Costello 2,902
Allen Iverson 13,170	Allen Iverson 4,669	Allen Iverson 3,200		Allen Iverson 2,722
John Kerr 11,699	John Kerr 4,623	Moses Malone 2,589	STEALS	Bill Cunningham 2,625
Maurice Cheeks 10,429	Maurice Cheeks 4,192	John Kerr 2,453	Maurice Cheeks 1,942	Eric Snow 2,402
Chet Walker 9,043	Chet Walker 3,318	Chet Walker 2,407	Julius Erving 1,508	Paul Seymour 2,335
Larry Costello 7,957	Fred Carter 3,248	Larry Costello 2,231	Allen Iverson 1,158	Charles Barkley 2,276
			Charles Barkley 1,007	
			Steve Mix 852	





# 2003 PHILADELPHIA 76ERS PLAYOFF MEDIA GUIDE

## 2003 SIXERS PLAYOFF ROSTER



**The 2002-03 Philadelphia 76ers.** Front row (left-right): John Salmons, Sam Clancy, Greg Buckner, Allen Iverson, Eric Snow, Aaron McKie, Kenny Thomas, Monty Williams. Standing (left-right): Brian Skinner, Derrick Coleman, Efthimos Rentzias, Todd MacCulloch, Keith Van Horn, Tyrone Hill. Missing: Samuel Dalembert.

### 2003 Philadelphia 76ers Numerical Playoff Roster

No.	Name	Pos.	Ht.	Wt.	Yrs.	College
21	Greg Buckner	G	6-4	210	3	Clemson '98
44	Derrick Coleman	F	6-10	270	12	Syracuse '90
40	Tyrone Hill	F	6-9	250	12	Xavier '90
3	Allen Iverson	G	6-0	165	6	Georgetown '98
8	Aaron McKie	G	6-5	209	8	Temple '94
14	Efthimos Rentzias	C	6-11	250	R	F.C. Barcelona (club team)
7	John Salmons	G	6-7	210	R	Miami (Fla.) '02
54	Brian Skinner	F	6-9	265	4	Baylor '98
20	Eric Snow	G	6-3	204	7	Michigan State '95
9	Kenny Thomas	F	6-7	245	4	New Mexico '99
4	Keith Van Horn	F	6-10	255	5	Utah '97
5	Monty Williams	F	6-8	225	8	Notre Dame '94

### NUMERICAL ROSTER

3	Allen Iverson
4	Keith Van Horn
5	Monty Williams
7	John Salmons
8	Aaron McKie
9	Kenny Thomas
14	Efthimos Rentzias
20	Eric Snow
21	Greg Buckner
40	Tyrone Hill
44	Derrick Coleman
54	Brian Skinner

Head Coach: Larry Brown

Assistant Coaches: Randy Ayers, Bob Bender, Dave Hanners, John Kuester, Mike Woodson

Director of Sports Medicine: Jim McNulty

Athletic Trainer: Lenny Currier

### How the 76ers Roster was built...

#### Draft

Allen Iverson -- first round (1st overall) of the 1996 NBA Draft.  
 Samuel Dalembert -- first round (26th overall) of the 2001 NBA Draft.  
 Sam Clancy -- second round (45th pick overall) of the 2002 NBA Draft.

#### Trade

Aaron McKie -- acquired from Detroit on Dec. 18, 1997, with Theo Ratliff and a conditional first-round draft pick for Jerry Stackhouse and Eric Montross.  
 Eric Snow -- acquired from Seattle on Jan. 18, 1998, for a conditional second-round draft pick.  
 Derrick Coleman -- acquired from Charlotte on Oct. 25, 2001, in a three-team deal with Golden State and Charlotte.  
 John Salmons -- rights were obtained from San Antonio on June 26, 2002, with Mark Bryant and the rights to Randy Holcomb for Speedy Claxton.  
 Efthimos Rentzias -- rights were obtained from the Atlanta Hawks on June 26, 2002, for second-round draft picks in 2004 and 2006 ... signed with the Sixers on July 2, 2002.

#### (Trade continued)

Todd MacCulloch -- acquired from the Nets on Aug. 6, 2002, with Keith Van Horn for Dikembe Mutombo.  
 Kenny Thomas -- acquired from Houston on Dec. 18, 2002 in a three-team deal with Denver.  
 Keith Van Horn -- acquired from the Nets on Aug. 6, 2002, with Todd MacCulloch for Dikembe Mutombo.

#### Free Agent

Greg Buckner -- signed by the 76ers as a free agent on July 25, 2002.  
 Monty Williams -- signed as a free agent by the Sixers on July 25, 2002.  
 Brian Skinner -- signed as a free agent by the Sixers on August 27, 2002.  
 Tyrone Hill -- signed as a free agent by the Sixers on March 3, 2003.