


The NBA



NBA

National Basketball Association

NATIONAL BASKETBALL ASSOCIATION NBA ENTERTAINMENT WOMEN'S NATIONAL BASKETBALL ASSOCIATION NBA DEVELOPMENTAL LEAGUE

New York
Olympic Tower
645 Fifth Avenue
New York, NY 10022
Telephone: (212) 407-8000
Fax: (212) 832-3861

New Jersey
450 Harmon Meadow Boulevard
Secaucus, NJ 07094
Telephone: (201) 865-1500
Fax: (201) 865-2626

100 Plaza Drive
Secaucus, NJ 07094
Telephone: (201) 865-1500
Fax: (201) 974-5973

Los Angeles
900 Wilshire Boulevard
Suite 310
Santa Monica, CA 90401
Telephone: (310) 899-0483
Fax: (310) 899-0596

NBA Developmental League
477 Madison Avenue, 3rd Floor
New York, NY 10022
Telephone: (212) 407-8700
Fax: (212) 759-1412

NBA STORE
666 Fifth Avenue
New York, NY 10103
Telephone: (212) 515-6221
Fax: (212) 515-6249

NBA CITY
6068 Universal Boulevard
Orlando, FL 32819
Telephone: (407) 363-5919
Fax: (407) 370-3178

600 First Avenue North
Minneapolis, MN 55403-1416
Telephone: (612) 767-2960

INTERNATIONAL NBA OFFICES

CANADIAN HEADQUARTERS
40 Bay Street, Suite 400
Toronto, Ontario
Canada M5J 2X2

EUROPEAN HEADQUARTERS
Headquarters - NBA UK Ltd
125 Kensington High Street
London, W8 5SF, UK
Telephone: 011-44-203-170-7023

France
18 rue Pasquier
75008, Paris, France
Telephone: +33 1 78 41 44 41
Fax: +33 1 78 41 43 27

Spain
c/ Gobelos, 17
28023, Madrid, Spain
Telephone: +34 911517101
Fax: +34 911517120

Turkey
Astoria Is Merkezi
Buyukdere Cad. No:127 A Kule K:9
Esentepe 34394, Istanbul, Turkey
Telephone: +90 212 340 7600
Fax: +90 212 340 7601

ASIA/PACIFIC HEADQUARTERS

Hong Kong
1207 Man Yee Building
68 Des Vouex Road Central
Central Hong Kong
Telephone: 852-2843-9600
Fax: 852-2536-4808

China-Beijing
19th Floor, Office Tower 2,
China Central Place,
No. 79 Jianguo Road,
Chaoyang District,
Beijing 100025, China
Telephone: (86)10-5200-8200
Fax: (86)10-5200-8202

China-Shanghai
Unit 2703-08, 27/F,
Tower, 2, Plaza 66
1366 Nanjing West Road
Shanghai 200040, China
Telephone: (86)21-6137-2200
Fax: (86)21-6288-9920

Japan
Aiol Insurance Shinjuku Building, 14th Floor
3-25-03 Yoyogi, Shibuya-ku
Tokyo, Japan 151-0053
Telephone: 813-5351-2411
Fax: 813-3251-2470

Taiwan
Suite 1303, No. 88, Section 2,
Chung Hsiao East Road
Taipei, Taiwan ROC
Telephone: 886-2-2358-1900
Fax: 886-2-2358-1098

Korea
18th Floor, Kyoung Am Building
157-27, Samsung-dong, Kangnam-gu
Seoul Korea 135-090
Telephone: 822 3450-1675
Fax: 822 3450-1510

LATIN AMERICAN HEADQUARTERS
AmericanAirlines Arena
601 Biscayne Boulevard
Miami, FL 33132
Telephone: (305) 269-4100
Fax: (305) 269-4139

Mexico
Jose Maria Castorena 324
Suite #206-207
Col. Cuajimalpa, Mexico, D.F. C.P. 05000
Telephone: 011-5255-813-6699/7000
Fax: 011-5255-812-7464

2008-2009 National Television Schedule

Date	Time (ET)	Away	Home	Network	Date	Time (ET)	Away	Home	Network
10/28/08	8:00 PM	Cleveland	Boston	TNT	1/29/09	10:30 PM	San Antonio	Phoenix	TNT
10/28/08	10:30 PM	Portland	L.A. Lakers	TNT	1/30/09	7:00 PM	Boston	Detroit	ESPN
10/29/08	8:00 PM	Phoenix	San Antonio	ESPN	1/30/09	9:30 PM	Golden State	New Orleans	ESPN
10/29/08	10:30 PM	L.A. Lakers	L.A. Clippers	ESPN	2/1/09	2:30 PM	Cleveland	Detroit	ABC
10/30/08	8:00 PM	Houston	Dallas	TNT	2/5/09	8:00 PM	L.A. Lakers	Boston	TNT
10/30/08	10:30 PM	New Orleans	Phoenix	TNT	2/5/09	10:30 PM	Dallas	Utah	TNT
10/31/08	8:00 PM	Chicago	Boston	ESPN	2/6/09	8:00 PM	Denver	Washington	ESPN
10/31/08	10:30 PM	San Antonio	Portland	ESPN	2/6/09	10:30 PM	Golden State	Phoenix	ESPN
11/5/08	8:00 PM	Chicago	Cleveland	ESPN	2/8/09	1:00 PM	San Antonio	Boston	ABC
11/5/08	10:30 PM	Denver	Golden State	ESPN	2/8/09	3:30 PM	L.A. Lakers	Cleveland	ABC
11/6/08	8:00 PM	Philadelphia	Orlando	TNT	2/8/09	8:00 PM	Phoenix	Detroit	ESPN
11/6/08	10:30 PM	Houston	Portland	TNT	2/12/09	7:00 PM	Miami	Chicago	TNT
11/7/08	8:00 PM	Miami	San Antonio	ESPN	2/12/09	9:30 PM	Boston	Dallas	TNT
11/7/08	10:30 PM	Dallas	Denver	ESPN	2/18/09	8:00 PM	Denver	Philadelphia	ESPN
11/12/08	8:00 PM	Utah	Washington	ESPN	2/18/09	10:30 PM	L.A. Lakers	Golden State	ESPN
11/12/08	10:30 PM	Houston	Phoenix	ESPN	2/19/09	8:00 PM	San Antonio	Detroit	TNT
11/13/08	7:00 PM	Denver	Cleveland	TNT	2/19/09	10:30 PM	Boston	Utah	TNT
11/13/08	9:30 PM	Dallas	Chicago	TNT	2/20/09	8:00 PM	Washington	New Jersey	ESPN
11/14/08	8:00 PM	Denver	Boston	ESPN	2/20/09	10:30 PM	New Orleans	L.A. Lakers	ESPN
11/14/08	10:30 PM	Detroit	L.A. Lakers	ESPN	2/22/09	2:30 PM	Boston	Phoenix	ABC
11/19/08	8:00 PM	Dallas	Houston	ESPN	2/22/09	5:30 PM	Miami	Orlando	ESPN
11/19/08	10:30 PM	Chicago	Portland	ESPN	2/22/09	8:00 PM	Detroit	Cleveland	ESPN
11/20/08	8:00 PM	Detroit	Boston	TNT	2/26/09	8:00 PM	Cleveland	Houston	TNT
11/20/08	10:30 PM	L.A. Lakers	Phoenix	TNT	2/26/09	10:30 PM	Phoenix	L.A. Lakers	TNT
11/21/08	7:00 PM	Houston	Washington	ESPN	2/27/09	7:00 PM	Milwaukee	New Orleans	ESPN
11/21/08	9:30 PM	New Orleans	Oklahoma City	ESPN	2/27/09	9:30 PM	Cleveland	San Antonio	ESPN
11/26/08	7:30 PM	Orlando	Philadelphia	ESPN	3/1/09	1:00 PM	Detroit	Boston	ABC
11/27/08	8:00 PM	Orlando	Washington	TNT	3/1/09	3:30 PM	L.A. Lakers	Phoenix	ABC
11/27/08	10:30 PM	New Orleans	Denver	TNT	3/1/09	8:00 PM	San Antonio	Portland	ESPN
11/28/08	8:00 PM	Miami	Phoenix	ESPN	3/4/09	9:00 PM	San Antonio	Dallas	ESPN
11/28/08	10:30 PM	Dallas	L.A. Lakers	ESPN	3/5/09	8:00 PM	Dallas	New Orleans	TNT
12/4/08	8:00 PM	Phoenix	Dallas	TNT	3/5/09	10:30 PM	Portland	Denver	TNT
12/4/08	10:30 PM	San Antonio	Denver	TNT	3/6/09	8:00 PM	Cleveland	Boston	ESPN
12/5/08	8:00 PM	Portland	Boston	ESPN	3/6/09	10:30 PM	Denver	Utah	ESPN
12/5/08	10:30 PM	Toronto	Utah	ESPN	3/8/09	3:30 PM	Phoenix	San Antonio	ABC
12/10/08	8:00 PM	Cleveland	Philadelphia	ESPN	3/12/09	8:00 PM	L.A. Lakers	San Antonio	TNT
12/10/08	10:30 PM	Phoenix	L.A. Lakers	ESPN	3/12/09	10:30 PM	Cleveland	Phoenix	TNT
12/11/08	8:00 PM	Boston	Washington	TNT	3/15/09	3:30 PM	Dallas	L.A. Lakers	ABC
12/11/08	10:30 PM	Portland	Utah	TNT	3/15/09	9:00 PM	Phoenix	Golden State	ESPN
12/12/08	8:00 PM	New Orleans	Boston	ESPN	3/18/09	7:00 PM	Miami	Boston	ESPN
12/12/08	10:30 PM	Houston	Golden State	ESPN	3/18/09	9:30 PM	Detroit	Houston	ESPN
12/17/08	7:00 PM	Boston	Atlanta	ESPN	3/19/09	8:00 PM	Portland	Cleveland	TNT
12/17/08	9:30 PM	San Antonio	New Orleans	ESPN	3/19/09	10:30 PM	Golden State	L.A. Lakers	TNT
12/18/08	8:00 PM	San Antonio	Orlando	TNT	3/22/09	1:00 PM	Houston	San Antonio	ABC
12/18/08	10:30 PM	Phoenix	Portland	TNT	3/22/09	1:00 PM	Miami	Detroit	ABC
12/19/08	8:00 PM	L.A. Lakers	Miami	ESPN	3/24/09	8:00 PM	Detroit	Chicago	TNT
12/19/08	10:30 PM	Cleveland	Denver	ESPN	3/24/09	10:30 PM	Houston	Utah	TNT
12/25/08	12:00 PM	New Orleans	Orlando	ESPN	3/25/09	8:00 PM	Boston	Orlando	ESPN
12/25/08	2:30 PM	San Antonio	Phoenix	ABC	3/25/09	10:30 PM	Utah	Phoenix	ESPN
12/25/08	5:00 PM	Boston	L.A. Lakers	ABC	3/26/09	8:00 PM	Miami	Chicago	TNT
12/25/08	8:00 PM	Washington	Cleveland	TNT	3/26/09	10:30 PM	Phoenix	Portland	TNT
12/25/08	10:30 PM	Dallas	Portland	TNT	3/29/09	1:00 PM	Dallas	Cleveland	ABC
12/26/08	5:00 PM	Chicago	Miami	ESPN	3/29/09	8:00 PM	San Antonio	New Orleans	ESPN
1/7/09	9:00 PM	Miami	Denver	ESPN	4/1/09	10:00 PM	Houston	Phoenix	ESPN
1/9/09	8:00 PM	Boston	Cleveland	ESPN	4/2/09	8:00 PM	Cleveland	Washington	TNT
1/9/09	10:30 PM	Dallas	Phoenix	ESPN	4/2/09	10:30 PM	Utah	Denver	TNT
1/14/09	9:00 PM	L.A. Lakers	San Antonio	ESPN	4/3/09	8:00 PM	Cleveland	Orlando	ESPN
1/15/09	8:00 PM	Cleveland	Chicago	TNT	4/3/09	10:30 PM	Houston	L.A. Lakers	ESPN
1/15/09	10:30 PM	Phoenix	Denver	TNT	4/4/09	3:00 PM	Detroit	Philadelphia	ESPN
1/16/09	8:00 PM	New Orleans	Cleveland	ESPN	4/5/09	1:00 PM	San Antonio	Cleveland	ABC
1/16/09	10:30 PM	Orlando	L.A. Lakers	ESPN	4/5/09	3:30 PM	Phoenix	Dallas	ABC
1/19/09	5:30 PM	Detroit	Memphis	TNT	4/8/09	7:00 PM	Washington	Cleveland	ESPN
1/19/09	8:00 PM	Phoenix	Boston	TNT	4/8/09	9:30 PM	Utah	Dallas	ESPN
1/19/09	10:30 PM	Cleveland	L.A. Lakers	TNT	4/9/09	8:00 PM	Philadelphia	Chicago	TNT
1/22/09	8:00 PM	Boston	Orlando	TNT	4/9/09	10:30 PM	Denver	L.A. Lakers	TNT
1/22/09	10:30 PM	Washington	L.A. Lakers	TNT	4/10/09	8:00 PM	Washington	Toronto	ESPN2
1/23/09	7:00 PM	Dallas	Detroit	ESPN	4/12/09	1:00 PM	Dallas	New Orleans	ABC
1/25/09	1:00 PM	Dallas	Boston	ABC	4/12/09	3:30 PM	Boston	Cleveland	ABC
1/25/09	3:30 PM	San Antonio	L.A. Lakers	ABC	4/14/09	8:00 PM	Boston	Philadelphia	TNT
1/25/09	6:30 PM	Houston	Detroit	ESPN	4/14/09	10:30 PM	Utah	L.A. Lakers	TNT
1/28/09	9:00 PM	Dallas	Golden State	ESPN	4/15/09	8:00 PM	Houston	Dallas	ESPN
1/29/09	8:00 PM	Cleveland	Orlando	TNT	4/15/09	10:30 PM	Denver	Portland	ESPN

2007-2008 NBA Standings

Eastern Conference

	W	L	PCT	GB	HOME	ROAD	LAST-10	STREAK
ATLANTIC								
Boston	66	16	.805	-	35-6	31-10	9-1	Won 4
Toronto	41	41	.500	25	25-16	16-25	4-6	Lost 1
Philadelphia	40	42	.488	26	22-19	18-23	3-7	Lost 4
New Jersey	34	48	.415	32	21-20	13-28	3-7	Lost 1
New York	23	59	.280	43	15-26	8-33	3-7	Lost 3
CENTRAL								
Detroit	59	23	.720	-	34-7	25-16	8-2	Won 4
Cleveland	45	37	.549	14	27-14	18-23	5-5	Lost 1
Indiana	36	46	.439	23	21-20	15-26	7-3	Won 1
Chicago	33	49	.402	26	20-21	13-28	5-5	Won 2
Milwaukee	26	56	.317	33	19-22	7-34	2-8	Lost 8
SOUTHEAST								
Orlando	52	30	.634	-	25-16	27-14	6-4	Won 3
Washington	43	39	.524	9	25-16	18-23	5-5	Lost 1
Atlanta	37	45	.451	15	25-16	12-29	5-5	Lost 3
Charlotte	32	50	.390	20	21-20	11-30	5-5	Won 1
Miami	15	67	.183	37	9-32	6-35	2-8	Won 1

Western Conference

	W	L	PCT	GB	HOME	ROAD	LAST-10	STREAK
SOUTHWEST								
New Orleans	56	26	.683	-	30-11	26-15	6-4	Lost 1
San Antonio	56	26	.683	-	34-7	22-19	7-3	Won 2
Houston	55	27	.671	1	31-10	24-17	6-4	Won 1
Dallas	51	31	.622	5	34-7	17-24	6-4	Won 1
Memphis	22	60	.268	34	14-27	8-33	3-7	Lost 3
NORTHWEST								
Utah	54	28	.659	-	37-4	17-24	7-3	Lost 1
Denver	50	32	.610	4	33-8	17-24	6-4	Won 2
Portland	41	41	.500	13	28-13	13-28	3-7	Lost 1
Minnesota	22	60	.268	32	15-26	7-34	3-7	Won 1
Seattle	20	62	.244	34	13-28	7-34	3-7	Won 2
PACIFIC								
L.A. Lakers	57	25	.695	-	30-11	27-14	8-2	Won 4
Phoenix	55	27	.671	2	30-11	25-16	7-3	Won 2
Golden State	48	34	.585	9	27-14	21-20	4-6	Won 2
Sacramento	38	44	.463	19	26-15	12-29	6-4	Lost 2
L.A. Clippers	23	59	.280	34	13-28	10-31	2-8	Lost 7

Rockets Divisional History

The Rockets have played in the Western Division (1967-70), Pacific Division (1970-72), Central Division (1972-80), Midwest Division (1980-2004) and the Southwest Division (2004-2008).

Western Division Members (1967-70)

1967-68 - Chicago, L.A. Lakers, **San Diego**, San Francisco, Seattle, St. Louis
 1968-70 - Atlanta, Chicago, L.A. Lakers, Phoenix, **San Diego**, San Francisco, Seattle

Pacific Division Members (1970-72)

1970-72 - Golden State, **Houston**, L.A. Lakers, Portland, Seattle

Central Division Members (1972-80)

1972-74 - Atlanta, Cleveland, **Houston**, Washington
 1974-76 - Atlanta, Cleveland, **Houston**, New Orleans, Washington
 1976-78 - Atlanta, Cleveland, **Houston**, New Orleans, San Antonio, Washington
 1978-79 - Atlanta, Cleveland, Detroit, **Houston**, New Orleans, San Antonio
 1979-80 - Atlanta, Cleveland, Detroit, **Houston**, Indiana, San Antonio

Midwest Division Members (1980-2004)

1980-85 - Dallas, Denver, **Houston**, Kansas City, San Antonio, Utah
 1985-88 - Dallas, Denver, **Houston**, Sacramento, San Antonio, Utah
 1988-89 - Dallas, Denver, **Houston**, Miami, San Antonio, Utah
 1989-90 - Charlotte, Dallas, Denver, **Houston**, Minnesota, San Antonio, Utah
 1990-91 - Dallas, Denver, **Houston**, Minnesota, Orlando, San Antonio, Utah
 1991-95 - Dallas, Denver, **Houston**, Minnesota, San Antonio, Utah
 1995-2001 - Dallas, Denver, **Houston**, Minnesota, San Antonio, Utah, Vancouver
 2001-2004 - Dallas, Denver, **Houston**, Memphis, Minnesota, San Antonio, Utah

Southwest Division Members (2004-2008)

2004-2008 - Dallas, **Houston**, Memphis, New Orleans, San Antonio

2007-2008 NBA Awards

Most Valuable Player presented by Kia Motors Kobe Bryant, Los Angeles Lakers
Coach of the Year Byron Scott, New Orleans Hornets
Defensive Player of the Year presented by Kia Motors Kevin Garnett, Boston Celtics
Most Improved Player presented by Kia Motors Hedo Turkoglu, Orlando Magic
T-Mobile Rookie of the Year Kevin Durant, Seattle SuperSonics
Sixth Man Award presented by Kia Motors Manu Ginobili, San Antonio Spurs
Sportsmanship Award Grant Hill, Phoenix Suns
Executive of the Year Danny Ainge, Boston Celtics
J. Walter Kennedy Citizenship Award Chauncey Billups, Detroit Pistons

All-NBA Teams

First Team		Third Team	
Pos.	Player, Team	Pos.	Player, Team
F	Kevin Garnett, Boston Celtics	F	Carlos Boozer, Utah Jazz
F	LeBron James, Cleveland Cavaliers	F	Paul Pierce, Boston Celtics
C	Dwight Howard, Orlando Magic	C	Yao Ming, Houston Rockets
G	Kobe Bryant, Los Angeles Lakers	G	Tracy McGrady, Houston Rockets
G	Chris Paul, New Orleans Hornets	G	Manu Ginobili, San Antonio Spurs

Second Team	
Pos.	Player, Team
F	Dirk Nowitzki, Dallas Mavericks
F	Tim Duncan, San Antonio Spurs
C	Amaré Stoudemire, Phoenix Suns
G	Steve Nash, Phoenix Suns
G	Deron Williams, Utah Jazz

All-Defensive Teams

First Team		Second Team	
Pos.	Player, Team	Pos.	Player, Team
F	Kevin Garnett, Boston Celtics	F	Shane Battier, Houston Rockets
F	Tim Duncan, San Antonio Spurs	F	Tayshaun Prince, Detroit Pistons
C	Marcus Camby, Denver Nuggets	C	Dwight Howard, Orlando Magic
G/F	Bruce Bowen, San Antonio Spurs	G	Chris Paul, New Orleans Hornets
G	Kobe Bryant, Los Angeles Lakers	G	Raja Bell, Phoenix Suns

T-Mobile All-Rookie Teams

First Team		Second Team	
Al Horford, Atlanta Hawks		Jamario Moon, Toronto Raptors	
Kevin Durant, Seattle SuperSonics		Juan Carlos Navarro, Memphis Grizzlies	
Luis Scola, Houston Rockets		Thaddeus Young, Philadelphia 76ers	
Al Thornton, Los Angeles Clippers		Rodney Stuckey, Detroit Pistons	
Jeff Green, Seattle SuperSonics		Carl Landry, Houston Rockets	

NBA Players of the Week

Ending	Players (East & West)
11/4/07	Danny Granger & Tracy McGrady
11/11/07	Kevin Garnett & Yao Ming
11/18/07	Dwight Howard & Allen Iverson
11/25/07	LeBron James & Tony Parker
12/2/07	Dwight Howard & Stephen Jackson
12/9/07	Josh Smith & Brandon Roy
12/16/07	Paul Pierce & Brandon Roy
12/23/07	Joe Johnson & Carmelo Anthony
12/30/07	Paul Pierce & Chris Paul
1/6/08	LeBron James & Allen Iverson
1/13/08	Chris Bosh & Kobe Bryant
1/20/08	Gerald Wallace & Baron Davis
1/27/08	Hedo Turkoglu & Al Jefferson
2/3/08	Hedo Turkoglu & Brad Miller
2/10/08	Andre Miller & Amaré Stoudemire
2/24/08	LeBron James & Manu Ginobili
3/2/08	Andre Miller & Kobe Bryant
3/9/08	Jason Richardson & Tracy McGrady
3/16/08	Antawn Jamison & Amaré Stoudemire
3/23/08	Kevin Garnett & Chris Paul
3/30/08	Jason Richardson & Carmelo Anthony
4/6/08	Joe Johnson & Kobe Bryant
4/13/08	Kevin Garnett & Allen Iverson

NBA Players of the Month

Month	Players (East & West)
Nov.	Dwight Howard & Carlos Boozer
Dec.	Dwight Howard & Chris Paul
Jan.	LeBron James & Yao Ming
Feb.	LeBron James & Kobe Bryant
Mar.	Joe Johnson & Chris Paul
Apr.	Hedo Turkoglu & Kobe Bryant

NBA T-Mobile Rookies of the Month

Month	Players (East & West)
Nov.	Al Horford & Kevin Durant
Dec.	Yi Jianlian & Kevin Durant
Jan.	Jamario Moon & Kevin Durant
Feb.	Al Horford & Luis Scola
Mar.	Al Horford & Kevin Durant
Apr.	Ramon Sessions & Kevin Durant

NBA Coaches of the Month

Month	Coaches (East & West)
Nov.	Doc Rivers & Gregg Popovich
Dec.	Flip Saunders & Nate McMillan
Jan.	Mike Brown & Byron Scott
Feb.	Flip Saunders & Rick Adelman
Mar.	Doc Rivers & Jerry Sloan
Apr.	Doc Rivers & Phil Jackson

2007-2008 NBA Leaders

Scoring Average

	G	FG	FT	PTS	AVG
James, Cle.	75	794	549	2250	30.0
Bryant, LA-L	82	775	623	2323	28.3
Iverson, Den.	82	712	645	2164	26.4
Anthony, Den.	77	728	464	1978	25.7
Stoudemire, Pho.	79	714	556	1989	25.2
Martin, Sac.	61	417	502	1443	23.7
Nowitzki, Dal.	77	630	478	1817	23.6
Redd, Mil.	72	550	402	1632	22.7
Jefferson, N.J.	82	619	542	1857	22.6
Bosh, Tor.	67	507	472	1496	22.3
Maggette, LA-C	70	458	553	1547	22.1
Davis, G.S.	82	650	318	1791	21.8
Richardson, Cha.	82	648	249	1788	21.8
J. Johnson, Atl.	82	647	316	1779	21.7
McGrady, Hou.	66	548	245	1427	21.6
Jamison, Was.	79	618	333	1689	21.4
Carter, N.J.	76	587	350	1622	21.3
Boozer, Utah	81	709	290	1708	21.1
Paul, N.O.	80	630	332	1684	21.1
Jefferson, Min.	82	721	284	1726	21.0
Howard, Ori.	82	583	529	1695	20.7
West, N.O.	76	629	300	1564	20.6
Crawford, N.Y.	80	570	329	1645	20.6
Durant, Sea.	80	587	391	1624	20.3
Ellis, G.S.	81	652	320	1636	20.2
Gay, Mem.	81	625	248	1632	20.1
Jackson, G.S.	73	488	308	1466	20.1
Jo. Howard, Dal.	76	567	312	1513	19.9
Iguodala, Phi.	82	582	365	1630	19.9
Pierce, Bos.	80	509	409	1570	19.6
Granger, Ind.	80	537	322	1567	19.6
Turkoglu, Ori.	82	556	324	1602	19.5
Ginobili, S.A.	74	453	380	1442	19.5
Duncan, S.A.	78	585	338	1508	19.3
Roy, Por.	74	531	281	1416	19.1
Dunleavy, Ind.	82	532	336	1565	19.1

Rebounds Per Game

	G	OFF	DEF	TOT	AVG
Howard, Ori.	82	279	882	1161	14.2
Camby, Den.	79	230	807	1037	13.1
Chandler, N.O.	79	322	606	928	11.7
Duncan, S.A.	78	237	644	881	11.3
Jefferson, Min.	82	308	603	911	11.1
Okafor, Cha.	82	255	621	876	10.7
Odom, LA-L	77	197	622	819	10.6
Boozer, Utah	81	197	647	844	10.4
Dalembert, Phi.	82	304	545	849	10.4
Jamison, Was.	79	215	591	806	10.2
Biedrins, G.S.	76	256	488	744	9.8
Bogut, Mil.	78	245	518	763	9.8
Horford, Atl.	81	248	537	785	9.7
Miller, Sac.	72	167	514	681	9.5
Collison, Sea.	78	254	476	730	9.4
Ilgaukas, Cle.	73	263	419	682	9.3
Garnett, Bos.	71	135	520	655	9.2
Stoudemire, Pho.	79	178	541	719	9.1
Lee, N.Y.	81	242	482	724	8.9
West, N.O.	76	180	495	675	8.9
Foster, Ind.	77	264	404	668	8.7
Nowitzki, Dal.	77	95	564	659	8.6
McDyess, Det.	78	204	462	666	8.5
Przybilla, Por.	77	195	454	649	8.4
Wallace, Chi.-Cle.	72	234	370	604	8.4
Smith, Atl.	81	161	506	667	8.2
James, Cle.	75	133	459	592	7.9
Okur, Utah	72	132	424	556	7.7
Aldridge, Por.	76	220	358	578	7.6
Evans, Phi.	81	224	387	611	7.5
Kidd, N.J.-Dal.	80	94	506	600	7.5
Dampier, Dal.	72	207	332	539	7.5
Anthony, Den.	77	178	393	571	7.4
Boone, N.J.	70	192	317	509	7.3
Thomas, Sea.-S.A.	70	130	377	507	7.2
Murphy, Ind.	75	108	435	543	7.2
Haywood, Was.	80	273	303	576	7.2

Assists Per Game

	G	AST	AVG
Paul, N.O.	80	925	11.6
Nash, Pho.	81	898	11.1
Williams, Utah	82	862	10.5
Kidd, N.J.-Dal.	80	806	10.1
Calderon, Tor.	82	678	8.3
Davis, G.S.	82	623	7.6
Felton, Cha.	79	583	7.4

James, Cle.	75	539	7.2
Iverson, Den.	82	586	7.1
Miller, Phi.	82	565	6.9
Watson, Sea.	78	531	6.8
Billups, Det.	78	529	6.8
Williams, Mil.	66	419	6.3
Hinrich, Chi.	75	452	6.0
Parker, S.A.	69	411	6.0
Roy, Por.	74	430	5.8
J. Johnson, Atl.	82	474	5.8
Carter, Den.	70	388	5.5
Bryant, LA-L	82	441	5.4
Alston, Hou.	74	392	5.3
Carter, N.J.	76	389	5.1
Rondo, Bos.	77	393	5.1
Blake, Por.	81	413	5.1
Turkoglu, Ori.	82	409	5.0
Crawford, N.Y.	80	398	5.0
Daniels, Was.	71	340	4.8
Iguodala, Phi.	82	391	4.8
Pierce, Bos.	80	363	4.5
Ginobili, S.A.	74	332	4.5
Knight, LA-C	74	328	4.4
Hamilton, Det.	72	299	4.2
Jaric, Min.	75	311	4.1
Jackson, G.S.	73	300	4.1
Kirilenko, Utah	72	285	4.0
Ellis, G.S.	81	315	3.9
Diaw, Pho.	82	317	3.9

Field Goal Percentage

	FG	FGA	PCT
Biedrins, G.S.	340	543	.626
Chandler, N.O.	377	605	.623
Howard, Ori.	583	974	.599
O'Neal, Mia.-Pho.	331	558	.593
Stoudemire, Pho.	714	1211	.590
Childress, Atl.	327	573	.571
Brewer, Utah	354	634	.558
Lee, N.Y.	341	618	.552
Boozer, Utah	709	1297	.547
Garnett, Bos.	534	990	.539
Martin, Den.	376	699	.538
Okafor, Cha.	460	860	.535
Gasol, Mem.-LA-L	475	890	.534
Ellis, G.S.	652	1227	.531
Haywood, Was.	316	599	.528
Odom, LA-L	417	795	.525
Wilcox, Sea.	334	638	.524
Calderon, Tor.	367	707	.519
Scola, Hou.	345	670	.515
Dalembert, Phi.	339	661	.513
Bogut, Mil.	465	910	.511
Marion, Pho.-Mia.	400	787	.508
Yao, Hou.	432	852	.507
Williams, Utah	566	1117	.507
Nash, Pho.	485	962	.504
Hill, Pho.	358	712	.503
Miller, Mem.	414	824	.502
Collison, Sea.	322	641	.502
Warrick, Mem.	328	653	.502
Jefferson, Min.	721	1441	.500
Horford, Atl.	333	668	.499
Duncan, S.A.	585	1178	.497
Parker, S.A.	515	1043	.494
Bosh, Tor.	507	1027	.494
Rondo, Bos.	351	713	.492
Miller, Phi.	569	1156	.492
Anthony, Den.	728	1481	.492

3-Point Field Goal Percentage

	3FG	3GA	PCT
Kapono, Tor.	57	118	.483
Nash, Pho.	179	381	.470
Jones, Por.	91	205	.444
Stojakovic, N.O.	231	524	.441
Gibson, Cle.	118	268	.440
Hamilton, Det.	62	141	.440
Parker, Tor.	133	304	.438
Vujacic, LA-L	118	270	.437
Carroll, Cha.	105	241	.436
Miller, Mem.	155	359	.432
Calderon, Tor.	79	184	.429
Dunleavy, Ind.	165	389	.424
Bowen, S.A.	90	215	.419
Da. Jones, Cle.	115	276	.417
Nelson, Ori.	64	154	.416
Szczerbiak, Sea.-Cle	90	218	.413

2007-2008 NBA Leaders

Foye, Min.	61	148	.412
Gordon, Chi.	142	346	.410
Lewis, Orl.	226	553	.409
McCants, Min.	142	349	.407
Blake, Por.	121	298	.406
Radmanovic, LA-L	95	234	.406
Fisher, LA-L	112	276	.406
Richardson, Cha.	243	599	.406
Davis, Mia.	135	333	.405
Granger, Ind.	171	423	.404
Smith, Den.	157	390	.403
Quinn, Mia.	64	159	.403
Martin, Sac.	107	266	.402
Ginobili, S.A.	156	389	.401
Bell, Pho.	176	439	.401
Billups, Det.	137	342	.401
Turkoglu, Orl.	166	415	.400
Murphy, Ind.	94	236	.398
R. Allen, Bos.	180	452	.398
Mason, Was.	130	327	.398

Free Throw Percentage

	FT	FTA	PCT
Stojakovic, N.O.	130	140	.929
Billups, Det.	401	437	.918
Gordon, Chi.	266	293	.908
R. Allen, Bos.	215	237	.907
Nash, Pho.	222	245	.906
Butler, Was.	236	262	.901
Stackhouse, Dal.	132	148	.892
Fisher, LA-L	166	188	.883
Cassell, LA-C-Bos.	127	144	.882
Nowitzki, Dal.	478	544	.879
Durant, Sea.	391	448	.873
Martin, Sac.	502	578	.869
Hill, Pho.	170	196	.867
Jack, Por.	215	248	.867
Crawford, N.Y.	329	381	.864
Ginobili, S.A.	380	442	.860
Terry, Dal.	191	223	.857
Williams, Mil.	166	194	.856
Granger, Ind.	322	378	.852
Szczerbiak, Sea.-Cle	149	175	.851
Paul, N.O.	332	390	.851
Udrih, Sac.	125	147	.850
West, N.O.	300	353	.850
Yao, Hou.	345	406	.850
Miller, Sac.	262	309	.848
Dooling, Orl.	163	193	.845
Bosh, Tor.	472	559	.844
Pierce, Bos.	409	485	.843
Bargnani, Tor.	142	169	.840
Bryant, LA-L	623	742	.840
Lewis, Orl.	218	260	.836
J. Johnson, Atl.	316	379	.834
Dunleavy, Ind.	336	403	.834
Hamilton, Det.	184	221	.833
Jackson, G.S.	308	370	.832

Steals Per Game

	G	STL	AVG
Paul, N.O.	80	217	2.71
Artest, Sac.	57	133	2.33
Davis, G.S.	82	191	2.33
Butler, Was.	58	128	2.21
Wallace, Cha.	62	131	2.11
Iguodala, Phi.	82	171	2.09
Marion, Pho.-Mia.	63	125	1.98
Iverson, Den.	82	160	1.95
Bryant, LA-L	82	151	1.84
James, Cle.	75	138	1.84
Kidd, N.J.-Dal.	80	136	1.70
Brewer, Utah	76	129	1.70
Rondo, Bos.	77	129	1.68
Carter, Den.	70	108	1.54
Ellis, G.S.	81	124	1.53
Smith, Atl.	81	123	1.52
Ginobili, S.A.	74	109	1.47
Richardson, Cha.	82	116	1.41
Garnett, Bos.	71	100	1.41
Gay, Mem.	81	111	1.37
Knight, LA-C	74	100	1.35
Jamison, Was.	79	106	1.34
Alston, Hou.	74	98	1.32
Billups, Det.	78	101	1.29
Jaric, Min.	75	97	1.29
Miller, Phi.	82	105	1.28
Anthony, Den.	77	98	1.27

Pierce, Bos.	80	101	1.26
Jackson, G.S.	73	92	1.26
Martin, Den.	71	88	1.24
Boozer, Utah	81	100	1.23
Carter, N.J.	76	93	1.22
Lewis, Orl.	81	99	1.22
Wallace, Chi.-Cle.	72	88	1.22
Felton, Cha.	79	96	1.22
Garcia, Sac.	79	96	1.22

Blocks Per Game

	G	BLK	AVG
Camby, Den.	79	285	3.61
Smith, Atl.	81	227	2.80
Kaman, LA-C	56	155	2.77
Dalembert, Phi.	82	192	2.34
Howard, Orl.	82	176	2.15
Stoudemire, Pho.	79	163	2.06
Yao, Hou.	55	111	2.02
Duncan, S.A.	78	152	1.95
Bogut, Mil.	78	135	1.73
Okafor, Cha.	82	138	1.68
Wallace, Det.	77	129	1.68
Haywood, Was.	80	133	1.66
Ilgaukas, Cle.	73	120	1.64
Milicic, Mem.	70	114	1.63
Wallace, Chi.-Cle.	72	117	1.63
Kirilenko, Utah	72	109	1.51
Dampier, Dal.	72	106	1.47
Perkins, Bos.	78	114	1.46
S. Williams, N.J.	73	106	1.45
Jefferson, Min.	82	119	1.45
Blatche, Was.	82	114	1.39
Moon, Tor.	78	108	1.38
Turiaf, LA-L	78	108	1.38
West, N.O.	76	99	1.30
Garnett, Bos.	71	89	1.25
Aldridge, Por.	76	94	1.24
Biedrins, G.S.	76	94	1.24
Przybilla, Por.	77	93	1.21
Martin, Den.	71	85	1.20
Maxiell, Det.	82	94	1.15
Battier, Hou.	80	90	1.13
Diop, Dal.-N.J.	79	88	1.11
James, Cle.	75	81	1.08
Chandler, N.O.	79	84	1.06
Granger, Ind.	80	84	1.05

Minutes Per Game

	G	MIN	AVG
Iverson, Den.	82	3424	41.8
J. Johnson, Atl.	82	3343	40.8
James, Cle.	75	3027	40.4
Butler, Was.	58	2314	39.9
Crawford, N.Y.	80	3190	39.9
Iguodala, Phi.	82	3242	39.5
Jackson, G.S.	73	2855	39.1
Jefferson, N.J.	82	3200	39.0
Davis, G.S.	82	3196	39.0
Carter, N.J.	76	2959	38.9
Bryant, LA-L	82	3192	38.9
Jamison, Was.	79	3061	38.7
Richardson, Cha.	82	3149	38.4
Wallace, Cha.	62	2376	38.3
Artest, Sac.	57	2172	38.1
Lewis, Orl.	81	3076	38.0
Odom, LA-L	77	2921	37.9
Ellis, G.S.	81	3071	37.9
West, N.O.	76	2870	37.8
Roy, Por.	74	2792	37.7
Howard, Orl.	82	3088	37.7
Felton, Cha.	79	2972	37.6
Paul, N.O.	80	3006	37.6
Redd, Mil.	72	2702	37.5
Williams, Utah	82	3059	37.3
Kaman, LA-C	56	2083	37.2
Yao, Hou.	55	2044	37.2
Gay, Mem.	81	3000	37.0
McGrady, Hou.	66	2440	37.0
Turkoglu, Orl.	82	3026	36.9
Miller, Phi.	82	3016	36.8
Marion, Pho.-Mia.	63	2315	36.7
Williams, Mil.	66	2410	36.5
Anthony, Den.	77	2806	36.4
Battier, Hou.	80	2907	36.3
Martin, Sac.	61	2216	36.3
Kidd, N.J.-Dal.	80	2906	36.3
Jo. Howard, Dal.	76	2757	36.3

2008 NBA Playoff Results

Eastern Conference

First Round

Boston vs. Atlanta (Celtics win 4-3)

April 20 Atl. 81 @ Bos. 104
 April 23 Atl. 77 @ Bos. 96
 April 26 Bos. 93 @ Atl. 102
 April 28 Bos. 92 @ Atl. 97
 April 30 Atl. 85 @ Bos. 110
 May 2 Bos. 100 @ Atl. 103
 May 4 Atl. 65 @ Bos. 99

Cleveland vs. Washington (Cavaliers win 4-2)

April 19 Was. 86 @ Cle. 93
 April 21 Was. 86 @ Cle. 116
 April 24 Cle. 72 @ Was. 108
 April 27 Cle. 100 @ Was. 97
 April 30 Was. 88 @ Cle. 87
 May 2 Cle. 105 @ Was. 88

Detroit vs. Philadelphia (Pistons win 4-2)

April 20 Phi. 100 @ Det. 86
 April 23 Phi. 88 @ Det. 105
 April 25 Det. 75 @ Phi. 95
 April 27 Det. 93 @ Phi. 84
 April 29 Phi. 81 @ Det. 98
 May 1 Det. 100 @ Phi. 77

Orlando vs. Toronto (Magic win 4-1)

April 20 Tor. 100 @ Orl. 114
 April 22 Tor. 103 @ Orl. 104
 April 24 Orl. 94 @ Tor. 108
 April 26 Orl. 106 @ Tor. 94
 April 28 Tor. 92 @ Orl. 102

Conference Semifinals

Boston vs. Cleveland (Celtics win 4-3)

May 6 Cle. 72 @ Bos. 76
 May 8 Cle. 73 @ Bos. 89
 May 10 Bos. 84 @ Cle. 108
 May 12 Bos. 77 @ Cle. 88
 May 14 Cle. 89 @ Bos. 96
 May 16 Bos. 69 @ Cle. 74
 May 18 Cle. 92 @ Bos. 97

Orlando vs. Detroit (Pistons win 4-1)

May 3 Orl. 72 @ Det. 91
 May 5 Orl. 93 @ Det. 100
 May 7 Det. 86 @ Orl. 111
 May 10 Det. 90 @ Orl. 89
 May 13 Orl. 86 @ Det. 91

Conference Finals

Boston vs. Detroit (Celtics win 4-2)

May 20 Det. 79 at Bos. 88
 May 22 Det. 103 at Bos. 97
 May 24 Bos. 94 at Det. 80
 May 26 Bos. 75 at Det. 94
 May 28 Det. 102 at Bos. 106
 May 30 Bos. 89 at Det. 81

Western Conference

First Round

L.A. Lakers vs. Denver (Lakers win 4-0)

April 20 Den. 114 @ L.A. 128
 April 23 Den. 107 @ L.A. 122
 April 26 L.A. 102 @ Den. 84
 April 28 L.A. 107 @ Den. 101

Utah vs. Houston (Jazz win 4-2)

April 19 Utah 93 @ Hou. 82
 April 21 Utah 90 @ Hou. 84
 April 24 Hou. 94 @ Utah 82
 April 26 Hou. 82 @ Utah 86
 April 29 Utah 69 @ Hou. 95
 May 2 Hou. 91 @ Utah 113

New Orleans vs. Dallas (Hornets win 4-1)

April 19 Dal. 92 @ N.O. 104
 April 22 Dal. 103 @ N.O. 127
 April 25 N.O. 87 @ Dal. 97
 April 27 N.O. 97 @ Dal. 84
 April 29 Dal. 94 @ N.O. 99

San Antonio vs. Phoenix (Spurs win 4-1)

April 19 Pho. 115 @ S.A. 117 (2OT)
 April 22 Pho. 96 @ S.A. 102
 April 25 S.A. 115 @ Pho. 99
 April 27 S.A. 86 @ Pho. 105
 April 29 Pho. 87 @ S.A. 92

Conference Semifinals

L.A. Lakers vs. Utah (Lakers win 4-2)

May 4 Utah 98 @ L.A. 109
 May 7 Utah 110 @ L.A. 120
 May 9 L.A. 99 @ Utah 104
 May 11 L.A. 115 @ Utah 123 (OT)
 May 14 Utah 104 @ L.A. 111
 May 16 L.A. 108 @ Utah 105

New Orleans vs. San Antonio (Spurs win 4-3)

May 3 S.A. 82 @ N.O. 101
 May 5 S.A. 84 @ N.O. 102
 May 8 N.O. 99 @ S.A. 110
 May 11 N.O. 80 @ S.A. 100
 May 13 S.A. 79 @ N.O. 101
 May 15 N.O. 80 @ S.A. 99
 May 19 S.A. 91 @ N.O. 82

Conference Finals

L.A. Lakers vs. San Antonio (Lakers win 4-1)

May 21 S.A. 85 @ L.A. 89
 May 23 S.A. 71 @ L.A. 101
 May 25 L.A. 84 @ S.A. 103
 May 27 L.A. 93 @ S.A. 91
 May 29 S.A. 92 @ L.A. 100

2008 NBA Finals

Boston vs. L.A. Lakers (Celtics win 4-2)

June 5 L.A. 88 @ Bos. 98
 June 8 L.A. 102 @ Bos. 108
 June 10 Bos. 81 @ L.A. 87
 June 12 Bos. 97 @ L.A. 91
 June 15 Bos. 98 @ L.A. 103
 June 17 L.A. 92 @ Bos. 131

2008 NBA Playoff Leaders

Scoring Average

	G	FG	FT	PTS	AVG
Bryant, LA-L	21	222	157	633	30.1
James, Cle.	13	113	122	366	28.2
McGrady, Hou.	6	62	33	162	27.0
Nowitzki, Dal.	5	43	42	134	26.8
Iverson, Den.	4	36	23	98	24.5
Paul, N.O.	12	111	62	289	24.1
Bosh, Tor.	5	42	35	120	24.0
Stoudemire, Pho.	5	48	19	116	23.2
Anthony, Den.	4	32	24	90	22.5
Parker, S.A.	17	152	70	381	22.4
Hamilton, Det.	17	134	92	368	21.6
Williams, Utah	12	90	51	259	21.6
West, N.O.	12	102	49	254	21.2
Garnett, Bos.	26	217	94	530	20.4
Duncan, S.A.	17	135	72	343	20.2
J. Johnson, Atl.	7	47	30	140	20.0
Pierce, Bos.	26	163	142	511	19.7
Lewis, Ori.	10	71	32	195	19.5
Howard, Ori.	10	72	45	189	18.9
Butler, Was.	6	40	27	112	18.7
Smith, Den.	4	23	20	73	18.3
Ginobili, S.A.	17	98	69	303	17.8
Turkoglu, Ori.	10	63	39	175	17.5
Gasol, LA-L	21	141	72	354	16.9
Jamison, Was.	6	39	16	101	16.8

Rebounds Per Game

	G	OFF	DEF	TOT	AVG
Howard, Ori.	10	60	98	158	15.8
Duncan, S.A.	17	61	186	247	14.5
Camby, Den.	4	11	42	53	13.3
Boozer, Utah	12	42	105	147	12.3
Jamison, Was.	6	19	53	72	12.0
Nowitzki, Dal.	5	10	50	60	12.0
Okur, Utah	12	34	107	141	11.8
Garnett, Bos.	26	72	202	274	10.5
Horford, Atl.	7	22	51	73	10.4
Chandler, N.O.	12	45	78	123	10.3
Odom, LA-L	21	47	162	209	10.0
Anthony, Den.	4	19	19	38	9.5
Dalembert, Phi.	6	20	37	57	9.5
Scola, Hou.	6	24	32	56	9.3
Gasol, LA-L	21	55	140	195	9.3
O'Neal, Pho.	5	13	33	46	9.2
Bosh, Tor.	5	20	25	45	9.0
Stoudemire, Pho.	5	15	30	45	9.0
West, N.O.	12	21	81	102	8.5
McGrady, Hou.	6	7	42	49	8.2
James, Cle.	13	16	86	102	7.8
Evans, Phi.	6	16	31	47	7.8
Ilgaukas, Cle.	13	33	65	98	7.5
McDyess, Det.	17	48	78	126	7.4
Lewis, Ori.	10	24	48	72	7.2

Assists Per Game

	G	AST	AVG
Paul, N.O.	12	135	11.3
Williams, Utah	12	120	10.0
Nash, Pho.	5	39	7.8
James, Cle.	13	99	7.6
Calderon, Tor.	5	35	7.0
McGrady, Hou.	6	41	6.8
Kidd, Dal.	5	34	6.8
Rondo, Bos.	26	172	6.6
Ford, Tor.	5	33	6.6
Parker, S.A.	17	103	6.1
Bryant, LA-L	21	117	5.6
Billups, Det.	15	83	5.5
Turkoglu, Ori.	10	55	5.5
Iguodala, Phi.	6	30	5.0
Terry, Dal.	5	24	4.8
Nelson, Ori.	10	47	4.7
Diaw, Pho.	5	23	4.6
Pierce, Bos.	26	119	4.6
Iverson, Den.	4	18	4.5
West, Cle.	13	54	4.2
J. Johnson, Atl.	7	28	4.0
Nowitzki, Dal.	5	20	4.0
Gasol, LA-L	21	83	4.0
Ginobili, S.A.	17	67	3.9
Hamilton, Det.	17	67	3.9

Field Goal Percentage

	FG	FGA	PCT
Haywood, Was.	26	44	.591
Kapono, Tor.	31	53	.585
Howard, Ori.	72	124	.581
Bell, Pho.	21	37	.568
Diaw, Pho.	35	64	.547
McDyess, Det.	64	119	.538
Kleiza, Den.	22	41	.537
Smith, Den.	23	43	.535
Gasol, LA-L	141	266	.530
Brewer, Utah	51	98	.520

3-Point Field Goal Percentage

	3FG	3GA	PCT
Bell, Pho.	13	20	.650
Stojakovic, N.O.	28	51	.549
Kapono, Tor.	13	24	.542
Williams, Utah	28	56	.500
Nelson, Ori.	20	41	.488
Battier, Hou.	12	25	.480
Calderon, Tor.	10	21	.476
Peterson, N.O.	16	34	.471
Barry, S.A.	19	41	.463
Kidd, Dal.	6	13	.462

Free Throw Percentage

	FT	FTA	PCT
Bass, Dal.	24	25	.960
Ford, Tor.	15	16	.938
Szczerbiak, Cle.	26	28	.929
Stojakovic, N.O.	25	27	.926
Korver, Utah	23	25	.920
Nash, Pho.	11	12	.917
R. Allen, Bos.	84	92	.913
Hamilton, Det.	92	101	.911
Barbosa, Pho.	10	11	.909
J. Johnson, Atl.	30	33	.909

Steals Per Game

	G	STL	AVG
Paul, N.O.	12	28	2.33
Iguodala, Phi.	6	13	2.17
Fisher, LA-L	21	43	2.05
Butler, Was.	6	11	1.83
James, Cle.	13	23	1.77
Rondo, Bos.	26	45	1.73
Smith, Atl.	7	12	1.71
Bryant, LA-L	21	35	1.67
Bosh, Tor.	5	8	1.60
Kirilenko, Utah	12	18	1.50
McGrady, Hou.	6	9	1.50

Blocks Per Game

	G	BLK	AVG
Howard, Ori.	10	34	3.40
Camby, Den.	4	12	3.00
Smith, Atl.	7	20	2.86
O'Neal, Pho.	5	13	2.60
Stoudemire, Pho.	5	12	2.40
Duncan, S.A.	17	35	2.06
Wallace, Det.	17	33	1.94
West, N.O.	12	23	1.92
Gasol, LA-L	21	40	1.90
Mutombo, Hou.	6	11	1.83

Minutes Per Game

	G	MIN	AVG
Bell, Pho.	5	215	43.0
Williams, Utah	12	513	42.8
James, Cle.	13	552	42.5
Nowitzki, Dal.	5	211	42.2
Howard, Ori.	10	421	42.1
Lewis, Ori.	10	417	41.7
McGrady, Hou.	6	247	41.2
Bryant, LA-L	21	863	41.1
Battier, Hou.	6	246	41.0
Butler, Was.	6	246	41.0



Atlanta Hawks

101 Marietta Street, Suite 1900
Atlanta, GA 30303
(404) 878-3800



Mike Woodson

Directory

Board Bruce Levenson, Michael Gearon, Steven Belkin, Ed Peskowitz, Rutherford Seydel, Todd Foreman, Felix Riccio
General Manager Rick Sund
Head Coach Mike Woodson
Assistant Coaches Larry Drew, Bob Bender, Jim Todd, Tyrone Hill
Athletic Trainer Wally Blase
Vice President, Public Relations Arthur Triche

General Information

2007-2008 Record 37-45, 3rd Southeast
Home Arena Philips Arena (18,729)
Team Colors Red, White, Blue
Radio WQXI 790 AM
 Steve Holman
Television FSN South/Turner South
 Bob Rathbun

2008-2009 Schedule vs. Rockets

Tue., Dec. 9 @ Toyota Center, 7:30 p.m.
 Sat., Jan. 3 @ Philips Arena, 6 p.m.

All-Time Series Record

Regular Season: 67-66
 Home: 49-18 Toyota Center: 5-0
 Road: 18-48 Philips Arena: 3-6
 Neutral: 0-0
Playoffs: 2-6 (1969, 1979 - losing both series)
 Home: 2-2 Toyota Center: 0-0
 Road: 0-4 Philips Arena: 0-0

2007-2008 Results (Rockets 2-0)

Feb. 9 @ Toyota Center, Rockets 108-89
 Mar. 12 @ Philips Arena, Rockets 83-75

Series Information

Current Streak: Rockets, Won 2
Current Home Streak: Won 9
Current Road Streak: Won 1
Longest Winning Streak: 6 (Dec. 21, 1974-Dec. 19, 1975)
Longest Losing Streak: 6 (Mar. 7, 1981-Nov. 26, 1984)
Biggest Winning Margin: 31 (133-102; Dec. 23, 1970)
Biggest Losing Margin: 42 (129-87; Nov. 30, 1967)
Most Points Scored: 133 (Nov. 15, 1969)
Most Points Allowed: 155 (Feb. 11, 1970)
Fewest Points Scored: 74 (Feb. 21, 1997)
Fewest Points Allowed: 68 (Dec. 29, 2006)

2007-2008 Rockets vs. Hawks

PLAYER	G-GS	MIN	FIELD GOALS		3-POINT FG		FT-FTA	PCT	REBOUNDS				PF-DQ	STL	TO	BLK	PTS	AVG
			FG-FGA	PCT	FG-FGA	PCT			OFF	DEF	TOT	AST						
Yao	1-1	31	12-17	.706	0-0	---	4-4	1.000	1	8	9	3	3-0	1	3	2	28	28.0
McGrady	2-2	71	15-42	.357	3-12	.250	10-16	.625	3	10	13	10	4-0	2	3	0	43	21.5
Wells	1-0	17	3-4	.750	0-0	---	5-6	.833	1	2	3	6	1-0	1	1	0	11	11.0
Scola	2-2	51	9-18	.500	0-0	---	3-6	.500	7	14	21	0	4-0	1	2	0	21	10.5
Battier	2-2	73	6-18	.333	2-11	.182	5-6	.833	5	5	10	4	3-0	0	2	3	19	9.5
Alston	2-2	66	6-24	.250	4-12	.333	2-2	1.000	3	4	7	12	4-0	3	2	1	18	9.0
Brooks	1-0	20	3-7	.429	1-2	.500	0-0	---	1	2	3	3	4-0	0	1	0	7	7.0
Head	1-0	19	3-5	.600	1-3	.333	0-0	---	0	1	1	1	3-0	1	0	0	7	7.0
Hayes	2-0	53	6-8	.750	0-0	---	0-0	---	7	9	16	4	7-0	1	3	1	12	6.0
Landry	1-0	20	3-7	.429	0-0	---	0-1	.000	3	1	4	0	3-0	0	1	0	6	6.0
Novak	2-0	20	5-9	.556	1-5	.200	0-0	---	1	2	3	1	3-0	1	1	1	11	5.5
Jackson (TOT)	2-0	28	4-11	.364	0-3	.000	0-0	---	0	2	2	3	2-0	1	2	0	8	4.0
Jackson (HOU)	1-0	10	3-7	.429	0-2	.000	0-0	---	0	1	1	1	0-0	1	1	0	6	6.0
Mutombo	1-1	15	0-0	---	0-0	---	2-4	.500	3	3	6	0	0-0	0	0	0	2	2.0
Harris	1-0	7	0-3	.000	0-0	---	0-0	---	1	3	4	0	0-0	0	0	0	0	0.0
James	1-0	8	0-2	.000	0-1	.000	0-0	---	1	0	1	0	1-0	0	2	0	0	0.0
ROCKETS	2	480	74-171	.433	12-48	.250	31-45	.689	37	65	102	45	40-0	12	22	8	191	95.5
HAWKS	2	480	59-166	.355	4-22	.182	42-54	.778	30	61	91	31	42-0	17	24	7	164	82.0

2007-2008 Hawks vs. Rockets

PLAYER	G-GS	MIN	FIELD GOALS		3-POINT FG		FT-FTA	PCT	REBOUNDS				PF-DQ	STL	TO	BLK	PTS	AVG
			FG-FGA	PCT	FG-FGA	PCT			OFF	DEF	TOT	AST						
J. Johnson	2-2	77	12-37	.324	3-9	.333	9-10	.900	3	8	11	6	5-0	2	4	0	36	18.0
Smith	2-2	66	10-26	.385	0-3	.000	3-8	.375	9	18	27	6	7-0	4	7	1	23	11.5
Bibby (TOT)	2-2	67	8-22	.364	2-6	.333	4-6	.667	0	3	3	8	1-0	1	3	0	22	11.0
Bibby (ATL)	1-1	41	3-12	.250	1-4	.250	1-2	.500	0	2	2	4	1-0	0	2	0	8	8.0
Horford	2-2	65	8-17	.471	0-0	---	3-4	.750	5	12	17	6	3-0	2	1	2	19	9.5
Childress	2-0	34	4-8	.500	0-1	.000	10-11	.909	3	2	5	0	6-0	1	3	0	18	9.0
A. Johnson	1-1	17	4-8	.500	0-0	---	0-0	---	0	0	0	0	2-0	1	1	0	8	8.0
M. Williams	2-2	60	8-20	.400	0-0	---	0-0	---	1	9	10	2	8-0	2	2	1	16	8.0
S. Williams	1-0	14	1-5	.200	0-0	---	6-6	1.000	0	2	2	1	0-0	2	0	0	8	8.0
Pachulia	2-0	39	5-13	.385	0-0	---	5-6	.833	6	6	12	2	6-0	1	3	0	15	7.5
Law	2-0	33	3-12	.250	0-0	---	3-4	.750	1	0	1	2	0-0	1	0	0	9	4.5
West	2-0	21	1-3	.333	0-1	.000	2-3	.667	2	2	4	0	3-0	1	0	3	4	2.0
Lue	1-0	5	0-2	.000	0-1	.000	0-0	---	0	0	0	0	0-0	0	0	0	0	0.0
Richardson (TOT)	1-0	0	0-0	---	0-0	---	0-0	---	0	0	0	0	0-0	0	0	0	0	0.0
Richardson (ATL)	1-0	0	0-0	---	0-0	---	0-0	---	0	0	0	0	0-0	0	0	0	0	0.0
Stoudamire	1-0	8	0-3	.000	0-3	.000	0-0	---	0	0	0	2	1-0	0	0	0	0	0.0
HAWKS	2	480	59-166	.355	4-22	.182	42-54	.778	30	61	91	31	42-0	17	24	7	164	82.0
ROCKETS	2	480	74-171	.433	12-48	.250	31-45	.689	37	65	102	45	40-0	12	22	8	191	95.5



Boston Celtics

226 Causeway Street
4th Floor
Boston, MA 02114
(617) 854-8000



"Doc" Rivers

Directory

Managing Partner & Governor Wyc Grousbeck
Executive Director, Basketball Operations/GM Danny Ainge
Head Coach Glenn "Doc" Rivers
Associate Head Coach Tom Thibodeau
Assistant Coaches Kevin Eastman, Armond Hill,
Clifford Ray, Mike Longabardi
Athletic Trainer Ed Lacerte
Vice President, Media Services/Alumni Relations Jeff Twiss

General Information

2007-2008 Record 66-16, 1st Atlantic
Home Arena TD Banknorth Garden (18,624)
Team Colors Green, Gold, Beige, Brown, White, Black
Radio WEEI 850 AM
Sean Grande, Cedric Maxwell
Television Comcast SportsNet New England
Mike Gorman, Tom Heinsohn, Greg Dickerson, Donny Marshall

2008-2009 Schedule vs. Rockets

Tue., Nov. 4 @ Toyota Center, 7:30 p.m.
Wed., Jan. 7 @ TD Banknorth Garden, 6:30 p.m.

All-Time Series Record

Regular Season: 39-83
Home: 25-35 Toyota Center: 1-4
Road: 13-41 TD Banknorth: 7-5
Neutral: 1-7
Playoffs: 5-16 (1975, 1980, 1981, 1986 - losing all four series)
Home: 4-6 Toyota Center: 0-0
Road: 1-10 TD Banknorth: 0-0

2007-2008 Results (Celtics 2-0)

Jan. 2 @ TD Banknorth Garden, Celtics 97-93
Mar. 18 @ Toyota Center, Celtics 94-74

Series Information

Current Streak: Celtics, Won 2
Current Home Streak: Lost 2
Current Road Streak: Lost 1
Longest Winning Streak: 5 (Feb. 20, 2001-Feb. 24, 2003)
Longest Losing Streak: 10 (Nov. 21, 1967-Jan. 2, 1969)
Biggest Winning Margin: 35 (119-84; Feb. 18, 1993)
Biggest Losing Margin: 39 (142-103; Nov. 10, 1971)
Most Points Scored: 137 (Feb. 14, 1989)
Most Points Allowed: 147 (Feb. 25, 1970)
Fewest Points Scored: 72 (Feb. 26, 2007)
Fewest Points Allowed: 73 (Dec. 6, 2005)

2007-2008 Rockets vs. Celtics

PLAYER	G-GS	MIN	FIELD GOALS		3-POINT FG		FT-FTA	PCT	REBOUNDS			PF-DQ	STL	TO	BLK	PTS	AVG	
			FG-FGA	PCT	FG-FGA	PCT			OFF	DEF	TOT							AST
Wells	1-0	29	8-14	.571	0-1	.000	9-12	.750	3	6	9	1	3-0	1	0	1	25	25.0
Yao	1-1	42	7-20	.350	0-0	---	5-6	.833	3	10	13	2	4-0	1	4	0	19	19.0
Alston	2-2	75	12-29	.414	3-12	.250	3-3	1.000	0	2	2	3	2-0	3	7	1	30	15.0
Harris	1-0	25	6-10	.600	0-1	.000	0-2	.000	2	4	6	0	5-0	1	1	2	12	12.0
Scola	2-1	57	8-16	.500	0-0	---	6-10	.600	7	8	15	4	7-0	1	3	0	22	11.0
Green (TOT)	1-0	15	3-9	.333	0-2	.000	3-5	.600	2	1	3	2	1-0	1	1	0	9	9.0
McGrady	1-1	35	4-11	.364	0-1	.000	0-2	.000	0	7	7	8	0-0	0	1	0	8	8.0
Brooks	2-0	15	3-6	.500	2-5	.400	4-4	1.000	1	1	2	3	2-0	2	3	0	12	6.0
Head	2-1	49	5-17	.294	2-9	.222	0-0	---	1	0	1	7	0-0	0	2	0	12	6.0
Jackson (TOT)	1-0	13	3-5	.600	0-1	.000	0-0	---	0	1	1	1	0-0	0	1	0	6	6.0
Battier	2-2	74	3-11	.273	3-10	.300	2-2	1.000	2	2	4	2	4-0	1	4	2	11	5.5
Hayes	2-1	35	3-8	.375	0-0	---	0-0	---	1	8	9	2	7-0	4	1	0	6	3.0
James	1-0	8	1-3	.333	0-0	---	0-0	---	0	1	1	1	1-0	0	0	0	2	2.0
Mutombo	1-1	16	1-3	.333	0-0	---	0-0	---	4	2	6	0	1-0	0	2	1	2	2.0
Novak	1-0	6	0-0	---	0-0	---	0-0	---	0	0	0	0	0-0	0	0	0	0	0.0
ROCKETS	2	480	64-153	.418	10-40	.250	29-41	.707	24	52	76	34	36-0	14	30	7	167	83.5
CELTICS	2	480	79-165	.479	7-28	.250	26-36	.722	22	57	79	45	39-2	18	24	9	191	95.5

2007-2008 Celtics vs. Rockets

PLAYER	G-GS	MIN	FIELD GOALS		3-POINT FG		FT-FTA	PCT	REBOUNDS			PF-DQ	STL	TO	BLK	PTS	AVG	
			FG-FGA	PCT	FG-FGA	PCT			OFF	DEF	TOT							AST
Garnett	2-2	68	20-36	.556	0-2	.000	8-10	.800	6	14	20	6	5-0	5	1	5	48	24.0
Pierce	2-2	75	14-27	.519	4-9	.444	7-10	.700	2	8	10	12	3-0	4	3	1	39	19.5
R. Allen	1-1	43	6-15	.400	1-4	.250	0-0	---	2	0	2	2	0-0	3	0	0	13	13.0
Powe	2-0	21	8-12	.667	0-0	---	5-7	.714	3	1	4	0	4-0	1	0	0	21	10.5
Rondo	2-2	60	10-23	.435	0-0	---	1-2	.500	0	6	6	11	0-0	1	2	0	21	10.5
Pollard	1-0	14	4-5	.800	0-0	---	2-3	.667	2	3	5	1	6-1	1	1	0	10	10.0
House	2-0	29	6-12	.500	2-5	.400	0-0	---	0	0	0	3	2-0	0	1	1	14	7.0
Perkins	2-2	46	5-8	.625	0-0	---	0-0	---	4	5	9	2	9-1	0	6	2	10	5.0
T. Allen	2-1	29	2-7	.286	0-1	.000	0-0	---	0	3	3	3	1-0	0	3	0	6	3.0
Davis	2-0	15	3-6	.500	0-0	---	0-0	---	2	0	2	0	2-0	0	1	0	6	3.0
Cassell (TOT)	2-1	25	2-7	.286	0-1	.000	0-0	---	0	0	0	1	2-0	1	3	0	4	2.0
Cassell (BOS)	1-0	21	1-6	.167	0-1	.000	0-0	---	0	0	0	1	1-0	1	3	0	2	2.0
Posey	2-0	52	0-6	.000	0-6	.000	1-2	.500	0	14	14	3	6-0	2	2	0	1	0.5
Brown	1-0	7	0-2	.000	0-0	---	0-0	---	1	3	4	1	0-0	0	0	0	0	0.0
CELTICS	2	480	79-165	.479	7-28	.250	26-36	.722	22	57	79	45	39-2	18	24	9	191	95.5
ROCKETS	2	480	64-153	.418	10-40	.250	29-41	.707	24	52	76	34	36-0	14	30	7	167	83.5

NBA



Charlotte Bobcats

333 East Trade Street
Charlotte, NC 28202
(704) 688-8600



Larry Brown

Directory

Majority Owner Robert "Bob" Johnson
 Managing Member of Basketball Operations Michael Jordan
 General Manager Rod Higgins
 Head Coach Larry Brown
 Assistant Coaches Herb Brown, Jeff Capel, Phil Ford,
 Dave Hanners
 Athletic Trainer Steve Stricker
 Director, Basketball Communications B.J. Evans

General Information

2007-2008 Record 32-50, 4th in Southeast
 Home Arena Time Warner Cable Arena (19,077)
 Team Colors Bobcats Orange, Bobcats Blue, Black, Silver
 Radio WOLS 106.1 FM
 Scott Lauer, Muggsy Bogues
 Television FSN South/SportSouth, WMYT (myTV 12)
 Steve Martin, Henry Williams, Stephanie Ready

2008-2009 Schedule vs. Rockets

Sun., Feb. 22 @ Toyota Center, 4 p.m.
 Fri., Mar. 13 @ Time Warner Cable Arena, 6 p.m.

All-Time Series Record

Regular Season: 5-3
 Home: 3-1 Toyota Center: 3-1
 Road: 2-2 Time Warner Cable Arena: 2-1
 Neutral: 0-0 Charlotte Coliseum: 0-1
 Playoffs: Never Met
 Home: 0-0 Toyota Center: 0-0
 Road: 0-0 Time Warner Cable Arena: 0-0

2007-2008 Results (Rockets 2-0)

Nov. 11 @ Charlotte Bobcats Arena, Rockets 85-82
 Mar. 14 @ Toyota Center, Rockets 89-80

Series Information

Current Streak: Rockets, Won 5
 Current Home Streak: Won 3
 Current Road Streak: Won 2
 Longest Winning Streak: 5 (Jan. 25, 2006-Mar. 14, 2008)
 Longest Losing Streak: 3 (Dec. 18, 2004-Jan. 10, 2006)
 Biggest Winning Margin: 30 (92-62; Dec. 8, 2006)
 Biggest Losing Margin: 5 (111-106; Jan. 10, 2006)
 Most Points Scored: 104 (Feb. 10, 2007)
 Most Points Allowed: 111 (Jan. 10, 2006)
 Fewest Points Scored: 85 (Nov. 11, 2007)
 Fewest Points Allowed: 62 (Dec. 8, 2006)

2007-2008 Rockets vs. Bobcats

PLAYER	G-GS	MIN	FIELD GOALS		3-POINT FG		FT-FTA	PCT	REBOUNDS				PF-DQ	STL	TO	BLK	PTS	AVG
			FG-FGA	PCT	FG-FGA	PCT			OFF	DEF	TOT	AST						
Yao	1-1	40	13-15	.867	0-0	---	8-8	1.000	2	6	8	4	4-0	0	6	3	34	34.0
McGrady	2-2	84	21-45	.467	2-8	.250	12-17	.706	2	13	15	8	1-0	2	6	0	56	28.0
Harris	1-0	15	5-8	.625	0-0	---	2-3	.667	3	1	4	0	1-0	1	0	0	12	12.0
Alston	2-2	69	8-28	.286	4-15	.267	3-4	.750	1	8	9	7	2-0	2	2	1	23	11.5
Scola	2-1	43	7-14	.500	0-0	---	5-5	1.000	3	6	9	2	4-0	1	2	1	19	9.5
Battier	2-2	80	5-18	.278	2-10	.200	2-6	.333	7	12	19	4	4-0	1	3	2	14	7.0
Jackson (TOT)	3-0	42	7-18	.389	2-7	.286	2-3	.667	1	3	4	3	2-0	2	1	0	18	6.0
Jackson (HOU)	1-0	9	0-2	.000	0-0	---	0-0	---	1	0	1	1	2-0	0	0	0	0	0.0
James	1-0	22	1-5	.200	1-2	.500	2-2	1.000	0	1	1	2	1-0	1	3	0	5	5.0
Hayes	2-1	34	2-4	.500	0-0	---	0-0	---	4	7	11	1	6-0	3	2	1	4	2.0
Head	2-0	24	2-9	.222	0-7	.000	0-1	.000	1	4	5	3	2-0	0	1	0	4	2.0
Wells	1-0	26	1-6	.167	0-0	---	0-0	---	0	6	6	3	3-0	1	3	1	2	2.0
Mutombo	1-1	31	0-0	---	0-0	---	1-2	.500	1	6	7	0	3-0	0	2	4	1	1.0
Novak	1-0	4	0-1	.000	0-1	.000	0-0	---	0	1	1	0	0-0	0	0	0	0	0.0
Williams (TOT)	1-0	1	0-0	---	0-0	---	0-0	---	0	1	1	0	0-0	0	0	0	0	0.0
ROCKETS	2	480	65-155	.419	9-43	.209	35-48	.729	25	71	96	35	33-0	12	32	13	174	87.0
BOBCATS	2	480	63-155	.406	12-32	.375	24-29	.828	17	58	75	37	43-1	19	26	6	162	81.0

2007-2008 Bobcats vs. Rockets

PLAYER	G-GS	MIN	FIELD GOALS		3-POINT FG		FT-FTA	PCT	REBOUNDS				PF-DQ	STL	TO	BLK	PTS	AVG
			FG-FGA	PCT	FG-FGA	PCT			OFF	DEF	TOT	AST						
Richardson	2-2	84	18-45	.400	4-13	.308	4-5	.800	3	11	14	8	5-0	3	5	2	44	22.0
Okafor	2-2	73	14-28	.500	0-0	---	7-9	.778	5	15	20	1	9-1	5	5	3	35	17.5
Wallace	2-1	68	9-21	.429	3-7	.429	5-6	.833	1	11	12	4	6-0	4	4	0	26	13.0
Carroll	2-1	70	7-15	.467	3-6	.500	3-4	.750	0	1	1	4	8-0	0	1	0	20	10.0
Felton	2-2	79	8-29	.276	2-6	.333	2-2	1.000	0	8	8	8	4-0	3	4	0	20	10.0
Hollins	1-0	14	2-4	.500	0-0	---	3-3	1.000	3	2	5	0	1-0	1	0	1	7	7.0
Dudley	2-0	27	4-6	.667	0-0	---	0-0	---	2	1	3	2	2-0	2	2	0	8	4.0
Brezec	1-1	14	1-2	.500	0-0	---	0-0	---	0	1	1	1	2-0	0	0	0	2	2.0
Boykins	1-0	8	0-2	.000	0-0	---	0-0	---	0	0	0	2	0-0	0	0	0	0	0.0
Harrington	1-0	5	0-0	---	0-0	---	0-0	---	0	1	1	0	1-0	0	0	0	0	0.0
McInnis	1-0	21	0-2	.000	0-0	---	0-0	---	1	0	1	7	2-0	1	1	0	0	0.0
Mohammed (TOT)	1-1	19	0-1	.000	0-0	---	0-0	---	2	7	9	0	3-0	0	3	0	0	0.0
BOBCATS	2	480	63-155	.406	12-32	.375	24-29	.828	17	58	75	37	43-1	19	26	6	162	81.0
ROCKETS	2	480	65-155	.419	9-43	.209	35-48	.729	25	71	96	35	33-0	12	32	13	174	87.0



Chicago Bulls

1901 West Madison Street
Chicago, IL 60612
(312) 455-4000



Vinny Del Negro

Directory

Chairman Jerry Reinsdorf
Executive VP, Basketball Operations John Paxson
Executive VP, Business Operations Steve Schanwald
Head Coach Vinny Del Negro
Assistant Coaches Del Harris, Bernie Bickerstaff, Bob Ociepka, Pete Myers, Mike Wilhelm, David Severns
Athletic Trainer Fred Tedeschi
Senior Director, Public & Media Relations Tim Hallam

General Information

2007-2008 Record 33-49, 4th Central
Home Arena United Center (21,711)
Team Colors Red, White, Black
Radio WMVP 1000 AM
 Chuck Swirsky, Bill Wennington
Television WGN, WCIU, Comcast SportsNet Chicago
 Neil Funk, Stacey King, Johnny "Red" Kerr

2008-2009 Schedule vs. Rockets

Tue., Feb. 3 @ Toyota Center, 7:30 p.m.
 Sat., Feb. 28 @ United Center, 7:30 p.m.

All-Time Series Record

Regular Season: 58-59
Home: 37-18 Toyota Center: 4-1
Road: 20-37 United Center: 7-6
Neutral: 1-4
Playoffs: Never Met
Home: 0-0 Toyota Center: 0-0
Road: 0-0 United Center: 0-0

2007-2008 Results (Rockets 2-0)

Dec. 22 @ United Center, Rockets 116-98
 Feb. 24 @ Toyota Center, Rockets 110-97

Series Information

Current Streak: Rockets, Won 5
Current Home Streak: Won 2
Current Road Streak: Won 5
Longest Winning Streak: 5 (3x: last Jan. 20, 2006-Feb. 24, 2008)
Longest Losing Streak: 11 (Jan. 22, 1972-Mar. 6, 1974)
Biggest Winning Margin: 45 (123-78; Mar. 26, 2000)
Biggest Losing Margin: 53 (129-76; Feb. 1, 1983)
Most Points Scored: 146 (Dec. 3, 1969)
Most Points Allowed: 133 (Dec. 20, 1980)
Fewest Points Scored: 75 (Dec. 4, 2001)
Fewest Points Allowed: 66 (Nov. 3, 2003)

2007-2008 Rockets vs. Bulls

PLAYER	G-GS	MIN	FIELD GOALS		3-POINT FG		FT-FTA	PCT	REBOUNDS				PF-DQ	STL	TO	BLK	PTS	AVG
			FG-FGA	PCT	FG-FGA	PCT			OFF	DEF	TOT	AST						
McGrady	2-2	66	15-31	.484	3-6	.500	11-15	.733	0	8	8	16	1-0	4	1	0	44	22.0
Wells	1-0	23	8-11	.727	1-1	1.000	3-6	.500	0	6	6	2	2-0	3	1	1	20	20.0
Scola	2-1	61	13-24	.542	0-0	---	5-8	.625	10	5	15	5	8-0	1	6	0	31	15.5
Yao	2-2	64	11-26	.423	0-0	---	8-10	.800	3	11	14	4	6-0	0	7	3	30	15.0
Battier	2-2	73	9-18	.500	7-11	.636	0-1	.000	7	9	16	3	5-0	1	0	4	25	12.5
Alston	2-2	61	10-21	.476	4-14	.286	0-0	---	1	7	8	10	0-0	5	8	0	24	12.0
Head	2-0	41	9-16	.563	6-8	.750	0-1	.000	0	7	7	5	2-0	2	2	1	24	12.0
Green (TOT)	2-0	28	3-13	.231	0-2	.000	8-8	1.000	0	1	1	0	4-0	2	3	0	14	7.0
Jackson (TOT)	2-0	29	5-10	.500	2-4	.500	2-3	.667	0	0	0	2	4-0	0	2	0	14	7.0
Jackson (HOU)	1-0	19	5-8	.625	2-3	.667	2-3	.667	0	0	0	2	3-0	0	2	0	14	14.0
Landry	1-0	17	2-4	.500	0-0	---	2-6	.333	2	3	5	1	3-0	0	0	1	6	6.0
Brooks	2-0	20	2-6	.333	0-1	.000	0-0	---	0	2	2	6	1-0	0	1	0	4	2.0
Hayes	2-1	26	2-5	.400	0-0	---	0-0	---	5	2	7	2	1-0	1	0	3	4	2.0
Williams (TOT)	1-0	8	0-1	.000	0-0	---	2-4	.500	0	3	3	0	1-0	0	0	1	2	2.0
James	1-0	4	0-0	---	0-0	---	0-0	---	0	0	0	0	0-0	0	0	0	0	0.0
Novak	1-0	2	0-3	.000	0-1	.000	0-0	---	0	0	0	1	0-0	0	0	0	0	0.0
Snyder	1-0	4	0-1	.000	0-1	.000	0-0	---	0	0	0	0	0-0	0	0	0	0	0.0
ROCKETS	2	480	86-174	.494	23-46	.500	31-50	.620	28	60	88	57	32-0	17	30	13	226	113.0
BULLS	2	480	81-177	.458	9-26	.346	24-27	.889	19	54	73	52	42-0	14	27	13	195	97.5

2007-2008 Bulls vs. Rockets

PLAYER	G-GS	MIN	FIELD GOALS		3-POINT FG		FT-FTA	PCT	REBOUNDS				PF-DQ	STL	TO	BLK	PTS	AVG
			FG-FGA	PCT	FG-FGA	PCT			OFF	DEF	TOT	AST						
Hinrich	2-2	66	14-28	.500	4-8	.500	0-0	---	0	8	8	14	7-0	2	3	0	32	16.0
Smith	1-1	28	6-10	.600	0-0	---	4-5	.800	2	4	6	2	2-0	0	0	2	16	16.0
Deng	2-1	59	12-24	.500	0-0	---	7-7	1.000	3	10	13	8	3-0	0	1	1	31	15.5
Hughes (CHI)	1-0	22	6-11	.545	1-3	.333	0-0	---	0	2	2	2	0-0	0	2	0	13	13.0
Gordon	2-1	62	9-28	.321	3-8	.375	2-3	.667	0	0	0	7	5-0	3	3	0	23	11.5
Gooden (CHI)	1-0	25	4-11	.364	0-1	.000	4-4	1.000	3	5	8	0	3-0	0	3	1	12	12.0
Thomas	2-1	32	7-11	.636	0-0	---	4-4	1.000	1	5	6	5	2-0	1	3	2	18	9.0
Nocioni	2-1	38	8-18	.444	0-4	.000	0-0	---	0	5	5	1	2-0	0	3	1	16	8.0
Sefolosha	2-1	29	7-12	.583	0-0	---	1-2	.500	0	4	4	2	4-0	1	1	1	15	7.5
Griffin	1-0	5	2-2	1.000	0-0	---	0-0	---	2	1	3	1	1-0	1	1	0	4	4.0
Noah	2-1	38	3-8	.375	0-0	---	2-2	1.000	2	3	5	2	3-0	4	2	1	8	4.0
Duhon	1-0	21	1-2	.500	1-2	.500	0-0	---	0	0	0	2	0-0	0	1	0	3	3.0
Gray	2-0	23	1-7	.143	0-0	---	0-0	---	2	6	8	2	8-0	1	3	1	2	1.0
Simmons (CHI)	1-0	2	1-1	1.000	0-0	---	0-0	---	0	0	0	0	0-0	0	0	0	2	2.0
Brown (TOT)	1-0	1	0-1	.000	0-1	.000	0-0	---	0	0	0	0	0-0	0	0	0	0	0.0
Wallace	1-1	28	0-4	.000	0-0	---	0-0	---	4	1	5	4	2-0	1	1	3	0	0.0
BULLS	2	480	81-177	.458	9-26	.346	24-27	.889	19	54	73	52	42-0	14	27	13	195	97.5
ROCKETS	2	480	86-174	.494	23-46	.500	31-50	.620	28	60	88	57	32-0	17	30	13	226	113.0

NBA



Cleveland Cavaliers

One Center Court
Cleveland, OH 44115-4001
(216) 420-2000



Mike Brown

Directory

Majority Owner/Chairman Dan Gilbert
General Manager Danny Ferry
Head Coach Mike Brown
Assistant Coaches Hank Egan, Melvin Hunt, Chris Jent,
John Kuester, Michael Malone
Athletic Trainer Max Benton
Senior Vice President, Communications Tad Carper
Director, Basketball Communications Amanda Mercado

General Information

2007-2008 Record 45-37, 2nd Central
Home Arena Quicken Loans Arena (20,562)
Team Colors Wine, Gold
Radio WTAM 1100 AM
Joe Tait
Television FSN Ohio
Fred McLeod, Austin Carr

2008-2009 Schedule vs. Rockets

Tue., Dec. 23 @ Quicken Loans Arena, 6 p.m.
Thu., Feb. 26 @ Toyota Center, 7 p.m.

All-Time Series Record

Regular Season: 71-39
Home: 43-12 Toyota Center: 4-1
Road: 28-26 Quicken Loans Arena: 8-5
Neutral: 0-1
Playoffs: Never Met
Home: 0-0 Toyota Center: 0-0
Road: 0-0 Quicken Loans Arena: 0-0

2007-2008 Results (Rockets 2-0)

Feb. 7 @ Toyota Center, Rockets 92-77
Feb. 19 @ Quicken Loans Arena, Rockets 93-85

Series Information

Current Streak: Rockets, Won 2
Current Home Streak: Won 2
Current Road Streak: Won 1
Longest Winning Streak: 8 (Mar. 11, 1984-Nov. 19, 1987)
Longest Losing Streak: 4 (Jan. 7-Mar. 7, 1973)
Biggest Winning Margin: 30 (140-110; Oct. 22, 1970)
Biggest Losing Margin: 32 (121-89; Dec. 30, 1991)
Most Points Scored: 140 (Oct. 22, 1970)
Most Points Allowed: 130 (Mar. 4, 1972)
Fewest Points Scored: 70 (Jan. 6, 1998)
Fewest Points Allowed: 63 (Dec. 2, 2006)

2007-2008 Rockets vs. Cavaliers

PLAYER	G-GS	MIN	FIELD GOALS		3-POINT FG		FT-FTA	PCT	REBOUNDS				PF-DQ	STL	TO	BLK	PTS	AVG
			FG-FGA	PCT	FG-FGA	PCT			OFF	DEF	TOT	AST						
Alston	2-2	81	14-29	.483	9-17	.529	2-4	.500	0	10	10	15	4-0	1	3	2	39	19.5
Yao	2-2	76	12-36	.333	0-0	---	14-14	1.000	7	19	26	7	4-0	1	4	1	38	19.0
Green (TOT)	1-0	20	6-8	.750	0-0	---	1-2	.500	0	3	3	2	2-0	0	0	1	13	13.0
McGrady	2-2	73	9-32	.281	1-9	.111	6-10	.600	1	8	9	12	1-0	1	5	2	25	12.5
Scola	2-2	57	11-18	.611	0-0	---	3-3	1.000	5	10	15	5	6-0	1	3	1	25	12.5
Wells	2-0	49	9-15	.600	0-2	.000	2-9	.222	5	11	16	4	4-0	2	2	2	20	10.0
Battier	2-2	72	7-13	.538	4-9	.444	0-0	---	2	9	11	3	8-0	1	3	4	18	9.0
Williams (TOT)	1-0	12	4-5	.800	0-0	---	0-4	.000	4	4	8	0	2-0	0	0	0	8	8.0
Landry	2-0	33	4-7	.571	0-0	---	4-5	.800	4	7	11	2	2-0	3	1	1	12	6.0
Jackson (TOT)	1-0	16	2-3	.667	1-1	1.000	0-0	---	0	0	0	0	1-0	1	2	0	5	5.0
Brooks	2-0	23	2-10	.200	2-10	.200	0-0	---	0	2	2	2	1-0	0	0	0	6	3.0
Head	1-0	11	1-3	.333	0-2	.000	0-0	---	1	1	2	2	0-0	0	0	0	2	2.0
Hayes	1-0	3	0-0	---	0-0	---	0-0	---	0	0	0	0	1-0	0	0	0	0	0.0
Novak	1-0	4	0-1	.000	0-1	.000	0-0	---	0	0	0	0	0-0	0	0	0	0	0.0
ROCKETS	2	480	69-164	.421	16-50	.320	31-45	.689	25	77	102	52	31-0	10	22	13	185	92.5
CAVALIERS	2	480	62-158	.392	14-44	.318	24-36	.667	16	64	80	30	34-0	15	21	12	162	81.0

2007-2008 Cavaliers vs. Rockets

PLAYER	G-GS	MIN	FIELD GOALS		3-POINT FG		FT-FTA	PCT	REBOUNDS				PF-DQ	STL	TO	BLK	PTS	AVG
			FG-FGA	PCT	FG-FGA	PCT			OFF	DEF	TOT	AST						
James	2-2	83	19-41	.463	6-12	.500	14-22	.636	3	17	20	17	2-0	4	8	2	58	29.0
Szczerbiak (TOT)	2-0	56	14-28	.500	2-7	.286	7-7	1.000	0	10	10	4	3-0	2	3	0	37	18.5
Smith (TOT)	1-1	28	6-10	.600	0-0	---	4-5	.800	2	4	6	2	2-0	0	0	2	16	16.0
Hughes	2-2	71	11-31	.355	1-8	.125	6-8	.750	2	6	8	3	5-0	1	2	0	29	14.5
Ilgaukas	2-2	67	12-26	.462	0-0	---	0-0	---	4	11	15	4	7-0	3	2	4	24	12.0
Gooden	1-1	32	3-10	.300	0-0	---	2-4	.500	1	6	7	0	5-0	1	0	2	8	8.0
Gibson	2-0	44	3-10	.300	2-6	.333	2-2	1.000	0	4	4	1	2-0	0	0	0	10	5.0
Newble	2-2	60	5-10	.500	0-3	.000	0-0	---	3	7	10	0	3-0	2	4	0	10	5.0
Da. Jones	2-0	27	3-8	.375	3-8	.375	0-0	---	0	1	1	2	1-0	2	0	0	9	4.5
Marshall	2-1	46	3-10	.300	2-6	.333	0-0	---	1	7	8	1	3-0	2	1	3	8	4.0
D. Brown	2-0	24	3-9	.333	0-0	---	0-0	---	1	4	5	2	4-0	0	3	0	6	3.0
S. Brown	1-0	1	0-1	.000	0-1	.000	0-0	---	0	0	0	0	0-0	0	0	0	0	0.0
Dw. Jones	2-0	21	0-1	.000	0-0	---	0-0	---	1	1	2	0	2-0	0	1	1	0	0.0
Simmons	1-0	1	0-1	.000	0-0	---	0-0	---	0	0	0	0	0-0	0	0	0	0	0.0
Snow	1-0	1	0-0	---	0-0	---	0-0	---	0	0	0	0	0-0	0	0	0	0	0.0
Wallace (TOT)	1-1	28	0-4	.000	0-0	---	0-0	---	4	1	5	4	2-0	1	1	3	0	0.0
CAVALIERS	2	480	62-158	.392	14-44	.318	24-36	.667	16	64	80	30	34-0	15	21	12	162	81.0
ROCKETS	2	480	69-164	.421	16-50	.320	31-45	.689	25	77	102	52	31-0	10	22	13	185	92.5

NBA



Dallas Mavericks

AmericanAirlines Center
2500 Victory Avenue
Dallas, TX 75219
(214) 665-4660



Rick Carlisle

Directory

Owner Mark Cuban
President & CEO Terdemia Ussery
Head Coach Rick Carlisle
President of Basketball Operations/GM Donn Nelson
Assistant Coaches Dwane Casey, Terry Stotts, Mario Elie, Tom Sterner
Athletic Trainer Casey Smith
Director, Basketball Communications Sarah Melton

General Information

2007-2008 Record 51-31, 4th Southwest
Home Arena AmericanAirlines Center (19,200)
Team Colors Blue, Black, Silver
Radio ESPN Radio 103.3 FM, KFLC 1270 AM
 Chuck Cooperstein, Brad Davis, Victor Villalba
Television TXA-21, CBS-11, FSN Southwest
 Mark Followill, Bob Ortelge

2008-2009 Schedule vs. Rockets

Thu., Oct. 30 @ AmericanAirlines Center, 7 p.m.
 Wed., Nov. 19 @ Toyota Center, 7 p.m.
 Fri., Feb. 20 @ Toyota Center, 7:30 p.m.
 Wed., Apr. 15 @ AmericanAirlines Center, 7 p.m.

All-Time Series Record

Regular Season: 74-62
Home: 41-27 Toyota Center: 3-7
Road: 32-35 AmericanAirlines Center: 3-11
Neutral: 1-0
Playoffs: 4-7 (1988, 2005 - losing both series)
Home: 1-4 Toyota Center: 1-2
Road: 3-3 AmericanAirlines Center: 2-2

2007-2008 Results (Mavericks 3-1)

Nov. 5 @ AmericanAirlines Center, Mavericks 107-98
 Nov. 21 @ Toyota Center, Mavericks 100-94
 Dec. 15 @ Toyota Center, Mavericks 96-83
 Mar. 6 @ AmericanAirlines Center, Rockets 113-98

Series Information

Current Streak: Rockets, Won 1
Current Home Streak: Lost 3
Current Road Streak: Won 1
Longest Winning Streak: 11 (Apr. 13, 1996-Mar. 24, 1999)
Longest Losing Streak: 6 (3x: last Jan. 16, 2007-Dec. 15, 2007)
Biggest Winning Margin: 48 (116-68; Feb. 4, 1981)
Biggest Losing Margin: 35 (131-96; Jan. 19, 1986)
Most Points Scored: 147 (Apr. 11, 1995)
Most Points Allowed: 156 (Apr. 11, 1995)
Fewest Points Scored: 72 (Mar. 21, 2006)
Fewest Points Allowed: 68 (Feb. 4, 1981)

2007-2008 Rockets vs. Mavericks

PLAYER	G-GS	MIN	FIELD GOALS		3-POINT FG		FT-FTA	PCT	REBOUNDS			PF-DQ	STL	TO	BLK	PTS	AVG	
			FG-FGA	PCT	FG-FGA	PCT			OFF	DEF	TOT							AST
Yao	3-3	121	30-48	.625	0-0	---	19-21	.905	12	28	40	7	9-0	1	6	11	79	26.3
McGrady	4-4	155	36-91	.396	4-19	.211	17-22	.773	1	17	18	32	5-0	4	10	2	93	23.3
Landry	1-0	24	6-9	.667	0-0	---	5-8	.625	0	2	2	0	4-0	0	0	0	17	17.0
Alston	3-3	95	20-42	.476	7-19	.368	3-3	1.000	1	13	14	8	3-0	3	2	0	50	16.7
Battier	4-4	148	13-32	.406	9-17	.529	4-5	.800	3	9	12	9	9-0	0	5	4	39	9.8
Jackson (HOU)	1-0	18	4-4	1.000	2-2	1.000	0-0	---	0	5	5	1	2-0	0	3	0	10	10.0
Head	4-0	63	8-17	.471	3-8	.375	4-4	1.000	0	7	7	5	6-0	1	2	0	23	5.8
Snyder	1-0	6	2-2	1.000	1-1	1.000	0-0	---	0	1	1	0	0-0	1	0	0	5	5.0
James	3-0	48	6-21	.286	1-8	.125	1-2	.500	0	3	3	1	1-0	1	0	0	14	4.7
Wells	3-0	51	5-14	.357	0-2	.000	4-5	.800	4	6	10	4	10-0	3	7	0	14	4.7
Scola	4-1	79	7-19	.368	0-0	---	3-4	.750	4	8	12	6	9-0	5	8	4	17	4.3
Green (TOT)	1-0	15	2-5	.400	0-0	---	0-0	---	0	4	4	0	2-0	0	1	0	4	4.0
Hayes	4-3	97	6-11	.545	0-0	---	1-2	.500	12	16	28	3	11-0	4	4	2	13	3.3
Francis	1-1	23	1-8	.125	1-3	.333	0-0	---	1	0	1	3	3-0	1	5	0	3	3.0
Novak	1-0	2	1-1	1.000	0-0	---	1-2	.500	0	1	1	0	0-0	0	0	0	3	3.0
Mutombo	2-1	24	2-4	.500	0-0	---	1-1	1.000	4	4	8	0	3-0	1	0	0	6	2.5
Brooks	2-0	4	1-2	.500	0-0	---	1-2	.500	0	0	0	1	1-0	0	1	0	3	1.5
Jones	1-0	2	0-1	.000	0-0	---	0-0	---	0	0	0	0	0-0	1	0	0	0	0.0
Williams (TOT)	1-0	2	0-0	---	0-0	---	0-0	---	0	0	0	0	1-0	0	0	0	0	0.0
ROCKETS	4	960	148-326	.454	28-79	.354	64-81	.790	42	120	162	80	76-0	26	53	23	388	97.0
MAVERICKS	4	960	147-319	.461	26-55	.473	81-93	.871	42	118	160	79	70-0	27	47	17	401	100.3

2007-2008 Mavericks vs. Rockets

PLAYER	G-GS	MIN	FIELD GOALS		3-POINT FG		FT-FTA	PCT	REBOUNDS			PF-DQ	STL	TO	BLK	PTS	AVG	
			FG-FGA	PCT	FG-FGA	PCT			OFF	DEF	TOT							AST
Jo. Howard	4-4	150	32-67	.478	5-8	.625	16-19	.842	3	22	25	7	13-0	3	3	4	85	21.3
Nowitzki	3-3	110	22-52	.423	1-4	.250	12-15	.800	5	24	29	13	10-0	3	4	1	57	19.0
Harris	2-2	69	12-20	.600	3-5	.600	9-10	.900	1	2	3	12	6-0	8	6	0	36	18.0
Terry	4-2	128	24-49	.490	4-12	.333	12-13	.923	2	9	11	13	3-0	3	6	0	64	16.0
Stackhouse	4-0	103	17-41	.415	5-12	.417	20-20	1.000	0	10	10	11	7-0	2	6	0	59	14.8
Bass	3-1	78	10-25	.400	0-0	---	8-8	1.000	3	12	15	6	4-0	0	1	2	28	9.3
Kidd (DAL)	1-1	30	3-6	.500	1-1	1.000	0-0	---	2	4	6	6	2-0	0	4	0	7	7.0
George	1-0	18	3-6	.500	2-4	.500	0-0	---	0	5	5	0	4-0	0	0	1	8	8.0
Barea	2-1	24	4-9	.444	2-4	.500	0-0	---	0	4	4	3	1-0	0	3	0	10	5.0
Diop	3-2	67	5-14	.357	0-0	---	2-2	1.000	13	10	23	2	2-0	3	7	5	12	4.0
Jones	2-1	37	3-5	.600	1-3	.333	0-0	---	0	3	3	1	2-0	1	1	1	7	3.5
Wright (DAL)	1-0	5	3-5	.600	1-1	1.000	0-0	---	1	1	2	0	0-0	0	0	0	7	7.0
Allen (DAL)	1-0	13	2-4	.500	0-0	---	0-0	---	1	1	2	1	0-0	0	0	0	4	4.0
Dampier	3-2	68	4-7	.571	0-0	---	1-4	.250	6	6	12	2	6-0	3	3	2	9	3.0
Hassell	2-1	35	2-6	.333	1-1	1.000	0-0	---	2	2	4	0	6-0	1	1	0	5	2.5
Ju. Howard	3-0	26	1-3	.333	0-0	---	1-2	.500	3	3	6	2	4-0	0	1	1	3	1.0
Lue (TOT)	1-0	5	0-2	.000	0-0	---	0-0	---	0	0	0	0	0-0	0	0	0	0	0.0
Magloire (TOT)	1-0	20	0-4	.000	0-0	---	0-0	---	2	4	6	0	2-0	0	2	0	0	0.0
MAVERICKS	4	960	147-319	.461	26-55	.473	81-93	.871	42	118	160	79	70-0	27	47	17	401	100.3
ROCKETS	4	960	148-326	.454	28-79	.354	64-81	.790	42	120	162	80	76-0	26	53	23	388	97.0

NBA



Denver Nuggets

Pepsi Center
1000 Chopper Circle
Denver, CO 80204
(303) 405-1100



George Karl

Directory

Owner E. Stanley Kroenke
Vice President, Basketball Operations Mark Warkentien
Vice President, Player Personnel Rex Chapman
Head Coach George Karl
Assistant Coaches Adrian Dantley, Tim Grgurich, John Welch, Jamahl Mosley, Chad Iske
Athletic Trainer Jim Gillen
Director, Media Relations Eric Sebastian

General Information

2007-2008 Record 50-32, 2nd in Northwest
Home Arena Pepsi Center (19,155)
Team Colors Blue, Gold
Radio KCKK 1510 AM
 Jerry Schemmel, Jason Kosmicki
Television Altitude Sports & Entertainment
 Chris Marlowe, Scott Hastings

2008-2009 Schedule vs. Rockets

Sun., Nov. 30 @ Pepsi Center, 7 p.m.
 Tue., Dec. 16 @ Toyota Center, 7:30 p.m.
 Mon., Jan. 19 @ Toyota Center, 1 p.m.
 Mon., Mar. 9 @ Pepsi Center, 8 p.m.

All-Time Series Record

Regular Season: 77-69
 Home: 47-26 Toyota Center: 6-3
 Road: 30-43 Pepsi Center: 8-9
 Neutral: 0-0
Playoffs: 4-2 (1986 - winning the series)
 Home: 3-0 Toyota Center: 0-0
 Road: 1-2 Pepsi Center: 0-0

2007-2008 Results (Even 2-2)

Nov. 24 @ Toyota Center, Rockets 109-81
 Dec. 20 @ Pepsi Center, Nuggets 112-111 (2OT)
 Mar. 2 @ Toyota Center, Rockets 103-89
 Apr. 13 @ Pepsi Center, Nuggets 111-94

Series Information

Current Streak: Nuggets, Won 1
Current Home Streak: Won 2
Current Road Streak: Lost 2
Longest Winning Streak: 11 (Mar. 29, 1997-Jan. 20, 2002)
Longest Losing Streak: 7 (Jan. 7, 1977-Oct. 29, 1978)
Biggest Winning Margin: 30 (129-99; Feb. 26, 1991)
Biggest Losing Margin: 37 (130-93; Jan. 19, 1983)
Most Points Scored: 156 (Jan. 10, 1991)
Most Points Allowed: 141 (April 14, 1982)
Fewest Points Scored: 70 (Apr. 16, 2002)
Fewest Points Allowed: 74 (Jan. 31, 1995)

2007-2008 Rockets vs. Nuggets

PLAYER	G-GS	MIN	FIELD GOALS		3-POINT FG		FT-FTA	PCT	REBOUNDS				PF-DQ	STL	TO	BLK	PTS	AVG
			FG-FGA	PCT	FG-FGA	PCT			OFF	DEF	TOT	AST						
McGrady	3-3	105	28-62	.452	2-12	.167	15-18	.833	2	13	15	15	5-0	5	10	0	73	24.3
Yao	2-2	87	18-40	.450	0-0	---	12-14	.857	9	23	32	8	5-0	0	5	2	48	24.0
Wells	1-0	30	7-15	.467	1-2	.500	2-4	.500	4	4	8	1	3-0	2	1	1	17	17.0
Battier	3-3	123	13-34	.382	9-23	.391	5-7	.714	6	18	24	7	10-0	4	7	4	40	13.3
Head	4-2	93	16-32	.500	9-19	.474	9-10	.900	1	9	10	9	6-0	2	8	2	50	12.5
Alston	4-4	140	18-48	.375	7-20	.350	2-4	.500	1	12	13	24	12-0	8	9	0	45	11.3
Francis	1-0	20	4-9	.444	0-3	.000	2-2	1.000	1	3	4	3	3-0	2	1	1	10	10.0
Landry	3-0	51	11-19	.579	0-1	.000	5-5	1.000	7	5	12	2	10-1	0	1	0	27	9.0
Harris	1-0	17	4-6	.667	0-0	---	0-0	---	2	4	6	0	2-0	2	3	0	8	8.0
Jackson (HOU)	1-0	14	2-4	.500	0-1	.000	0-0	---	1	2	3	2	2-0	0	0	0	4	4.0
Scola	4-2	98	13-35	.371	0-0	---	6-11	.545	13	27	40	6	9-0	1	8	0	32	8.0
Novak	2-0	28	5-11	.455	5-10	.500	0-0	---	0	5	5	0	2-0	0	0	0	15	7.5
Brooks	3-0	32	6-17	.353	1-7	.143	2-2	1.000	0	0	0	3	7-0	0	2	0	15	5.0
James	2-0	29	5-17	.294	0-3	.000	0-0	---	2	3	5	3	1-0	2	3	0	10	5.0
Snyder	1-0	10	2-5	.400	0-1	.000	0-0	---	1	0	1	2	0-0	0	0	0	4	4.0
Hayes	4-2	82	7-13	.538	0-1	.000	0-5	.000	5	14	19	5	13-0	7	6	3	14	3.5
Mutombo	3-2	44	2-7	.286	0-0	---	1-2	.500	6	7	13	0	3-0	0	2	3	5	1.7
Green (TOT)	1-0	12	0-3	.000	0-0	---	0-0	---	0	2	2	2	1-0	0	2	1	0	0.0
Jones	1-0	1	0-1	.000	0-0	---	0-0	---	0	1	1	0	0-0	0	0	0	0	0.0
Woods	1-0	5	0-0	---	0-0	---	0-0	---	0	0	0	2	0-0	0	0	0	0	0.0
ROCKETS	4	1010	161-375	.429	34-103	.330	61-84	.726	61	150	211	92	93-1	35	70	16	417	104.3
NUGGETS	4	1010	143-355	.403	24-79	.304	83-114	.728	62	126	188	77	81-2	38	63	33	393	98.3

2007-2008 Nuggets vs. Rockets

PLAYER	G-GS	MIN	FIELD GOALS		3-POINT FG		FT-FTA	PCT	REBOUNDS				PF-DQ	STL	TO	BLK	PTS	AVG
			FG-FGA	PCT	FG-FGA	PCT			OFF	DEF	TOT	AST						
Iverson	4-4	175	41-90	.456	2-15	.133	20-28	.714	2	16	18	20	0-0	11	12	1	104	26.0
Anthony	4-4	150	31-83	.373	1-6	.167	21-30	.700	22	16	38	8	14-0	6	14	3	84	21.0
Smith	3-0	75	16-31	.516	10-18	.556	6-8	.750	1	5	6	5	8-0	5	2	0	48	16.0
Alkins	1-0	24	5-11	.455	3-9	.333	0-0	---	0	1	1	2	2-0	0	0	0	13	13.0
Martin	4-4	108	12-37	.324	0-0	---	11-18	.611	7	18	25	4	11-0	2	7	4	35	8.8
Kleiza	3-0	56	8-18	.444	1-5	.200	7-7	1.000	3	5	8	1	2-0	1	6	0	24	8.0
Cartier	4-3	110	10-19	.526	2-3	.667	1-3	.333	2	6	8	24	7-0	8	8	4	23	5.8
Camby	4-4	142	7-21	.333	0-2	.000	7-8	.875	8	41	49	8	15-1	2	8	17	21	5.3
Wilks	1-0	10	2-4	.500	1-1	1.000	0-0	---	1	2	3	0	1-0	2	0	0	5	5.0
Najera	4-0	104	6-25	.240	3-13	.231	2-3	.667	13	12	25	2	12-1	1	5	4	17	4.3
Diawara	3-1	28	3-7	.429	1-5	.200	3-3	1.000	3	0	3	3	3-0	0	0	0	10	3.3
Jones (DEN)	3-0	20	2-8	.250	0-1	.000	5-6	.833	0	3	3	0	6-0	0	1	0	9	3.0
Green (DEN)	1-0	1	0-0	---	0-0	---	0-0	---	0	1	1	0	0-0	0	0	0	0	0.0
Hunter	2-0	4	0-0	---	0-0	---	0-0	---	0	0	0	0	0-0	0	0	0	0	0.0
Wafer	1-0	4	0-1	.000	0-1	.000	0-0	---	0	0	0	0	0-0	0	0	0	0	0.0
NUGGETS	4	1010	143-355	.403	24-79	.304	83-114	.728	62	126	188	77	81-2	38	63	33	393	98.3
ROCKETS	4	1010	161-375	.429	34-103	.330	61-84	.726	61	150	211	92	93-1	35	70	16	417	104.3

NBA



Detroit Pistons

The Palace of Auburn Hills
5 Championship Drive
Auburn Hills, MI 48326
(248) 377-0100



Michael Curry

Directory

Managing Partner William Davidson
President, Palace Sports & Entertainment Tom Wilson
President, Basketball Operations Joe Dumars
Head Coach Michael Curry
Assistant Coaches Dave Cowens, Darrell Walker,
Pat Sullivan, Harold Ellis, Bill Pope
Athletic Trainer Mike Abdenour
Vice President, Public Relations Matt Dobek

General Information

2007-2008 Record 59-23, 1st Central
Home Arena The Palace of Auburn Hills (22,076)
Team Colors Red, White, Blue
Radio WDFN 1130 AM
George Blaha, Mark Champion, Rick Mahorn
Television FSN Detroit
George Blaha, Greg Kelsner

2008-2009 Schedule vs. Rockets

Sun., Jan. 25 @ The Palace of Auburn Hills, 5:30 p.m.
Wed., Mar. 18 @ Toyota Center, 8:30 p.m.

All-Time Series Record

Regular Season: 54-65
Home: 40-17 Toyota Center: 3-2
Road: 13-44 The Palace of Auburn Hills: 3-16
Neutral: 1-4
Playoffs: Never Met
Home: 0-0 Toyota Center: 0-0
Road: 0-0 The Palace of Auburn Hills: 0-0

2007-2008 Results (Even 1-1)

Dec. 12 @ Toyota Center, Rockets 80-77
Dec. 23 @ The Palace of Auburn Hills, Pistons 94-82

Series Information

Current Streak: Pistons, Won 1
Current Home Streak: Won 2
Current Road Streak: Lost 7
Longest Winning Streak: 5 (2x: last Jan. 21, 1993-Feb. 23, 1995)
Longest Losing Streak: 6 (Jan. 7, 2004-Nov. 18, 2006)
Biggest Winning Margin: 20 (3x: last Jan. 27, 1986)
Biggest Losing Margin: 28 (105-77; Dec. 9, 2001)
Most Points Scored: 132 (2x: last Mar. 19, 1970)
Most Points Allowed: 140 (Mar. 6, 1968)
Fewest Points Scored: 66 (Jan. 7, 2004)
Fewest Points Allowed: 77 (Dec. 12, 2007)

2007-2008 Rockets vs. Pistons

PLAYER	G-GS	MIN	FIELD GOALS		3-POINT FG		FT-FTA	PCT	REBOUNDS			PF-DQ	STL	TO	BLK	PTS	AVG	
			FG-FGA	PCT	FG-FGA	PCT			OFF	DEF	TOT							AST
McGrady	2-2	61	19-35	.543	3-7	.429	2-8	.250	0	4	4	6	2-0	2	4	1	43	21.5
Yao	2-2	70	13-34	.382	0-0	---	7-11	.636	2	16	18	6	5-0	2	8	5	33	16.5
Brooks	1-0	18	3-6	.500	2-4	.500	4-4	1.000	1	0	1	1	1-0	0	3	1	12	12.0
Scola	2-0	35	8-12	.667	0-0	---	2-4	.500	2	7	9	1	6-0	0	2	0	18	9.0
Head	2-0	45	6-16	.375	4-10	.400	1-3	.333	0	8	8	3	3-0	2	2	0	17	8.5
Alston	2-2	65	6-15	.400	4-10	.400	0-0	---	0	3	3	9	4-0	1	3	2	16	8.0
Jackson (TOT)	1-0	20	2-7	.286	1-3	.333	1-2	.500	1	1	2	1	5-0	0	0	1	6	6.0
Battier	2-2	58	3-9	.333	1-4	.250	2-2	1.000	2	8	10	4	5-0	2	3	2	9	4.5
Wells	2-0	27	3-9	.333	0-0	---	2-9	.222	1	4	5	2	4-0	0	1	1	8	4.0
Hayes	2-2	68	2-9	.222	0-0	---	1-2	.500	9	11	20	8	5-0	5	3	2	5	2.5
Snyder	1-0	4	0-0	---	0-0	---	1-2	.500	0	1	1	1	0-0	0	0	0	1	1.0
James	1-0	9	0-0	---	0-0	---	0-0	---	0	0	0	1	1-0	0	0	0	0	0.0
Mutombo	1-0	18	0-1	.000	0-0	---	0-0	---	1	4	5	0	2-0	0	0	0	0	0.0
Williams (TOT)	1-0	2	0-0	---	0-0	---	0-0	---	0	0	0	0	1-0	0	1	0	0	0.0
ROCKETS	2	480	63-146	.432	14-35	.400	22-45	.489	18	66	84	42	38-0	14	31	14	162	81.0
PISTONS	2	480	62-160	.388	11-28	.393	36-51	.706	23	63	86	38	41-1	12	24	6	171	85.5

2007-2008 Pistons vs. Rockets

PLAYER	G-GS	MIN	FIELD GOALS		3-POINT FG		FT-FTA	PCT	REBOUNDS			PF-DQ	STL	TO	BLK	PTS	AVG	
			FG-FGA	PCT	FG-FGA	PCT			OFF	DEF	TOT							AST
Wallace	2-2	62	12-24	.500	4-8	.500	7-7	1.000	2	16	18	4	9-1	1	4	2	35	17.5
Hamilton	2-2	69	14-31	.452	2-2	1.000	1-2	.500	0	4	4	9	2-0	1	2	0	31	15.5
McDyess	2-2	62	9-21	.429	0-1	.000	6-6	1.000	3	16	19	2	7-0	4	4	1	24	12.0
Billups	2-2	68	8-24	.333	2-9	.222	5-7	.714	1	3	4	15	2-0	4	3	0	23	11.5
Maxiell	2-0	51	8-15	.533	0-0	---	7-11	.636	6	10	16	0	3-0	0	3	1	23	11.5
Prince	2-2	65	5-15	.333	1-3	.333	6-8	.750	4	5	9	3	3-0	2	2	0	17	8.5
Brezec	1-0	11	2-3	.667	0-0	---	2-2	1.000	1	0	1	0	3-0	0	1	0	6	6.0
Hayes	2-0	31	3-11	.273	2-4	.500	1-2	.500	3	3	6	0	3-0	0	0	0	9	4.5
Dixon (TOT)	2-0	14	4-7	.571	0-0	---	0-0	---	1	0	1	1	1-0	2	2	0	8	4.0
Murray	1-0	11	1-5	.200	0-0	---	0-0	---	0	1	1	1	2-0	0	2	0	2	2.0
Afflalo	2-0	27	0-4	.000	0-1	.000	1-2	.500	1	2	3	1	2-0	0	1	0	1	0.5
Hunter	1-0	5	0-1	.000	0-0	---	0-0	---	1	2	3	1	1-0	0	0	1	0	0.0
Johnson	1-0	6	0-2	.000	0-0	---	0-0	---	0	1	1	1	2-0	0	1	0	0	0.0
Stuckey	1-0	12	0-4	.000	0-0	---	0-0	---	1	0	1	1	2-0	0	1	0	0	0.0
PISTONS	2	480	62-160	.388	11-28	.393	36-51	.706	23	63	86	38	41-1	12	24	6	171	85.5
ROCKETS	2	480	63-146	.432	14-35	.400	22-45	.489	18	66	84	42	38-0	14	31	14	162	81.0

NBA



Golden State Warriors

1011 Broadway
Oakland, CA 94607
(510) 986-2200



Don Nelson

Directory

Owner & Managing Member Christopher Cohan
President Robert Rowell
Executive VP, Basketball Operations Chris Mullin
Head Coach Don Nelson
Assistant Coaches Sidney Moncrief, Larry Riley, Stephen Silas, Keith Smart, Russell Turner
Athletic Trainer Tom Abdenour
Executive Director, Public Relations Raymond Ridder

General Information

2007-2008 Record 48-34, 3rd Pacific
Home Arena ORACLE Arena (19,596)
Team Colors Midnight Blue, California Yellow, Golden Gate Orange, Sky Blue
Radio KNBR 680/1050 AM
 Tim Roye
Television Comcast SportsNet Bay Area
 Bob Fitzgerald, Jim Barnett

2008-2009 Schedule vs. Rockets

Fri., Dec. 5 @ Toyota Center, 7:30 p.m.
 Fri., Dec. 12 @ ORACLE Arena, 9:30 p.m.
 Sat., Jan. 31 @ Toyota Center, 7:30 p.m.
 Fri., Apr. 10 @ ORACLE Arena, 9:30 p.m.

All-Time Series Record

Regular Season: 101-77
 Home: 53-35 Toyota Center: 6-3
 Road: 45-39 ORACLE Arena: 16-5
 Neutral: 3-3
Playoffs: Never Met
 Home: 0-0 Toyota Center: 0-0
 Road: 0-0 ORACLE Arena: 0-0

2007-2008 Results (Even 2-2)

Nov. 29 @ ORACLE Arena, Warriors 113-94
 Dec. 31 @ Toyota Center, Warriors 112-95
 Jan. 29 @ Toyota Center, Rockets 111-107
 Mar. 21 @ ORACLE Arena, Rockets 109-106

Series Information

Current Streak: Rockets, Won 2
Current Home Streak: Won 1
Current Road Streak: Won 1
Longest Winning Streak: 11 (Mar. 8, 1993-Nov. 3, 1995)
Longest Losing Streak: 8 (Dec. 5, 1972-Nov. 26, 1974)
Biggest Winning Margin: 41 (133-92; Nov. 14, 1979)
Biggest Losing Margin: 30 (125-95; Dec. 23, 1968)
Most Points Scored: 144 (Mar. 25, 1989)
Most Points Allowed: 142 (Nov. 19, 1967)
Fewest Points Scored: 84 (2x; last Mar. 19, 2004)
Fewest Points Allowed: 65 (Jan. 5, 2004)

2007-2008 Rockets vs. Warriors

PLAYER	G-GS	MIN	FIELD GOALS		3-POINT FG		FT-FTA	PCT	REBOUNDS			PF-DQ	STL	TO	BLK	PTS	AVG	
			FG-FGA	PCT	FG-FGA	PCT			OFF	DEF	TOT							AST
Yao	3-3	96	19-39	.487	0-0	---	24-25	.960	9	26	35	3	6-0	1	16	7	62	20.7
McGrady	2-2	74	16-37	.432	2-5	.400	3-5	.600	1	9	10	14	8-0	1	7	0	37	18.5
Alston	4-4	145	22-59	.373	6-27	.222	10-15	.667	2	11	13	25	12-0	5	7	0	60	15.0
Landry	2-0	28	9-15	.600	0-0	---	6-8	.750	3	8	11	2	3-0	1	0	0	24	12.0
Head	4-2	108	17-40	.425	2-13	.154	9-9	1.000	2	7	9	11	6-0	3	5	0	45	11.3
Wells	3-1	76	11-24	.458	0-2	.000	11-16	.688	4	12	16	9	6-0	3	7	1	33	11.0
James	2-0	29	9-16	.563	1-4	.250	2-2	1.000	0	2	2	3	5-0	0	2	0	21	10.5
Battier	4-4	140	14-29	.483	3-12	.250	6-7	.857	4	14	18	9	10-0	8	6	4	37	9.3
Scola	4-2	102	15-33	.455	0-0	---	7-12	.583	9	15	24	3	10-0	4	9	3	37	9.3
Francis	1-0	29	3-5	.600	1-1	1.000	1-5	.200	1	3	4	5	6-1	1	1	1	8	8.0
Jackson (TOT)	2-0	41	5-16	.313	5-10	.500	1-2	.500	1	1	2	1	3-0	1	0	0	16	8.0
Jackson (HOU)	1-0	24	5-10	.500	5-8	.625	1-2	.500	0	1	1	0	2-0	0	0	0	16	16.0
Novak	2-0	31	5-9	.556	4-6	.667	2-2	1.000	1	4	5	1	5-0	0	1	1	16	8.0
Green (TOT)	3-0	45	7-16	.438	5-9	.556	2-2	1.000	1	9	10	3	6-0	0	5	0	21	7.0
Snyder	1-0	19	2-4	.500	0-0	---	3-5	.600	2	4	6	1	1-0	0	1	1	7	7.0
Hayes	3-2	37	2-4	.500	0-0	---	0-0	---	2	6	8	5	7-0	2	1	0	4	1.3
Brooks	2-0	15	0-5	.000	0-1	.000	2-4	.500	1	2	3	1	4-0	0	1	0	2	1.0
Harris	1-0	8	0-0	---	0-0	---	0-0	---	0	1	1	0	1-0	0	0	0	0	0.0
ROCKETS	4	960	149-329	.453	24-79	.304	87-117	.744	41	125	166	92	92-1	29	64	18	409	102.3
WARRIORS	4	960	161-347	.464	41-108	.380	75-104	.721	56	129	185	84	89-0	39	57	19	438	109.5

2007-2008 Warriors vs. Rockets

PLAYER	G-GS	MIN	FIELD GOALS		3-POINT FG		FT-FTA	PCT	REBOUNDS			PF-DQ	STL	TO	BLK	PTS	AVG	
			FG-FGA	PCT	FG-FGA	PCT			OFF	DEF	TOT							AST
Davis	4-4	167	34-82	.415	10-31	.323	20-27	.741	7	15	22	25	15-0	12	17	4	98	24.5
Ellis	4-4	167	33-54	.611	1-2	.500	13-15	.867	10	15	25	11	8-0	2	13	1	80	20.0
Jackson	4-4	168	24-63	.381	12-27	.444	17-21	.810	4	18	22	23	12-0	5	11	1	77	19.3
Harrington	4-4	122	25-57	.439	9-22	.409	7-14	.500	11	22	33	7	15-0	7	2	1	66	16.5
Barnes	3-0	74	9-21	.429	3-9	.333	7-9	.875	3	11	14	6	6-0	2	9	2	28	9.3
Biedrins	4-3	99	15-27	.556	0-0	---	5-10	.500	9	29	38	2	13-0	4	2	9	35	8.8
Pietrus	4-1	80	11-23	.478	3-11	.273	0-0	---	7	13	20	5	13-0	5	2	1	25	6.3
Azubuike	4-0	52	8-16	.500	2-5	.400	4-7	.571	4	5	9	3	3-0	1	1	0	22	5.5
Hudson	1-0	3	1-1	1.000	1-1	1.000	2-2	1.000	0	0	0	0	0-0	0	0	0	5	5.0
Watson	2-0	22	1-2	.500	0-0	---	0-0	---	1	1	2	2	2-0	1	0	0	2	1.0
Croschere	1-0	2	0-0	---	0-0	---	0-0	---	0	0	0	0	0-0	0	0	0	0	0.0
Mbenga	1-0	4	0-1	.000	0-0	---	0-0	---	0	0	0	0	2-0	0	0	0	0	0.0
WARRIORS	4	960	161-347	.464	41-108	.380	75-104	.721	56	129	185	84	89-0	39	57	19	438	109.5
ROCKETS	4	960	149-329	.453	24-79	.304	87-117	.744	41	125	166	92	92-1	29	64	18	409	102.3



Los Angeles Clippers

Los Angeles Clippers Training Center
 6951 South Centinela Boulevard
 Playa Vista, CA 90094
 (310) 862-6000



Mike Dunleavy

Directory

Chairman of the Board, Owner & Governor Donald T. Sterling
 President & Alternate Governor Andy Roeser
 Vice President, Basketball Operations Elgin Baylor
 Head Coach Mike Dunleavy
 Assistant Coaches Jim Eyen, Kim Hughes, Rory White,
 Neal Meyer, Fred Vinson
 Athletic Trainer Jasen Powell
 Vice President, Communications Joe Safety

General Information

2007-2008 Record 23-59, 5th Pacific
 Home Arena STAPLES Center (19,060)
 Team Colors Red, White, Blue
 Radio ESPN 710 AM
 Ralph Lawler, Michael Smith, Brian Sieman
 Television FSN PRIME TICKET, KTLA the CW
 Ralph Lawler, Michael Smith

2008-2009 Schedule vs. Rockets

Fri., Nov. 7 @ STAPLES Center, 9:30 p.m.
 Wed., Dec. 3 @ Toyota Center, 7:30 p.m.
 Sat., Dec. 13 @ STAPLES Center, 9:30 p.m.
 Sat., Mar. 28 @ Toyota Center, 7:30 p.m.

All-Time Series Record

Regular Season: 103-57
 Home: 57-19 Toyota Center: 7-2
 Road: 42-37 STAPLES Center: 11-6
 Neutral: 4-1
 Playoffs: 3-2 (1993 - winning the series)
 Home: 2-1 Toyota Center: 0-0
 Road: 1-1 STAPLES Center: 0-0

2007-2008 Results (Rockets 3-0)

Nov. 26 @ STAPLES Center, Rockets 88-71
 Apr. 6 @ STAPLES Center, Rockets 105-79
 Apr. 16 @ Toyota Center, Rockets 93-75

Series Information

Current Streak: Rockets, Won 5
 Current Home Streak: Won 2
 Current Road Streak: Won 5
 Longest Winning Streak: 9 (2x:last Mar. 12, 2003-Apr. 18, 2005)
 Longest Losing Streak: 4 (Mar. 22-Dec. 17, 1975)
 Biggest Winning Margin: 32 (148-116; Mar. 15, 1986)
 Biggest Losing Margin: 31 (128-97; Dec. 21, 1983)
 Most Points Scored: 148 (Mar. 15, 1986)
 Most Points Allowed: 138 (Mar. 7, 1979)
 Fewest Points Scored: 74 (Nov. 4, 2000)
 Fewest Points Allowed: 71 (Nov. 26, 2007)

2007-2008 Rockets vs. Clippers

PLAYER	G-GS	MIN	FIELD GOALS		3-POINT FG		FT-FTA	PCT	REBOUNDS				PF-DQ	STL	TO	BLK	PTS	AVG
			FG-FGA	PCT	FG-FGA	PCT			OFF	DEF	TOT	AST						
McGrady	3-3	114	20-53	.377	3-15	.200	13-14	.929	1	17	18	26	3-0	3	8	2	56	18.7
Alston	1-1	40	7-14	.500	3-7	.429	0-0	---	0	5	5	9	3-0	1	1	0	17	17.0
Soola	3-2	83	15-21	.714	0-0	---	14-18	.778	7	16	23	4	5-0	1	3	0	44	14.7
Yao	1-1	37	5-11	.455	0-0	---	4-5	.800	1	7	8	2	4-0	1	6	1	14	14.0
Brooks	2-0	42	10-17	.588	2-5	.400	4-5	.800	1	4	5	6	3-0	2	0	0	28	13.0
Jackson (HOU)	2-2	54	10-27	.370	5-12	.417	2-3	.667	1	9	10	7	2-0	1	3	0	27	13.5
Head	2-0	45	7-18	.389	1-5	.200	2-2	1.000	1	3	4	4	2-0	2	2	0	17	8.5
Battier	3-3	93	7-26	.269	4-14	.286	4-5	.800	3	8	11	4	9-0	2	1	1	22	7.3
Novak	2-0	18	4-9	.444	3-6	.500	0-0	---	0	3	3	0	1-0	0	0	0	11	5.5
Mutombo	3-2	45	7-11	.636	0-0	---	2-2	1.000	4	16	20	1	2-0	1	2	3	16	5.3
Hayes	3-1	74	6-12	.500	0-1	.000	1-3	.333	5	14	19	4	14-0	4	3	0	13	4.3
Green (TOT)	1-0	13	1-3	.333	0-0	---	2-2	1.000	1	3	4	0	0-0	0	0	0	4	4.0
Landry	2-0	26	3-6	.500	0-0	---	2-2	1.000	3	5	8	0	2-0	0	2	0	8	4.0
Wells	1-0	17	2-5	.400	0-1	.000	0-0	---	0	3	3	0	1-0	0	2	0	4	4.0
Harris	2-0	13	3-6	.500	0-0	---	0-0	---	6	2	8	1	0-0	0	1	0	6	3.0
James	1-0	8	1-4	.250	1-2	.500	0-0	---	0	0	0	1	0-0	1	1	0	3	3.0
Francis	1-0	8	0-1	.000	0-1	.000	2-2	1.000	1	1	2	2	0-0	1	0	0	2	2.0
Williams (TOT)	2-0	6	1-2	.500	0-0	---	1-4	.250	3	0	3	0	1-0	0	0	0	3	1.5
Woods	2-0	3	0-1	.000	0-0	---	0-0	---	0	0	0	0	0-0	0	0	0	0	0.0
ROCKETS	3	720	107-242	.442	22-69	.319	50-61	.820	34	113	147	70	51-0	20	36	7	286	95.3
CLIPPERS	3	720	88-232	.379	7-26	.269	42-57	.737	27	89	116	48	56-0	20	40	14	225	75.0

2007-2008 Clippers vs. Rockets

PLAYER	G-GS	MIN	FIELD GOALS		3-POINT FG		FT-FTA	PCT	REBOUNDS				PF-DQ	STL	TO	BLK	PTS	AVG
			FG-FGA	PCT	FG-FGA	PCT			OFF	DEF	TOT	AST						
Kaman	1-1	44	7-20	.350	0-0	---	8-10	.800	4	9	13	1	4-0	1	7	0	22	22.0
Brand	2-2	77	13-30	.433	0-0	---	11-12	.917	6	14	20	1	5-0	0	5	7	37	18.5
Powell	2-2	57	16-23	.696	0-0	---	0-1	.000	9	11	20	1	5-0	1	2	1	32	16.0
Maggette	3-1	71	16-33	.485	2-4	.500	12-15	.800	1	11	12	6	7-0	3	5	0	46	15.3
Thomas	1-1	42	5-14	.357	3-9	.333	2-4	.500	1	6	7	2	2-0	2	0	0	15	15.0
Parker (LAC)	2-1	49	7-13	.538	1-4	.250	0-2	.000	0	4	4	6	5-0	2	5	0	15	7.5
Mobley	3-1	105	9-28	.346	0-2	.000	3-5	.600	2	9	11	7	5-0	5	3	1	21	7.0
Dickau	3-0	56	6-17	.353	1-4	.250	3-5	.600	0	4	4	6	2-0	1	4	0	16	5.3
Thornton	2-1	60	5-21	.238	0-2	.000	0-0	---	0	6	6	3	8-0	1	3	2	10	5.0
Cassell	1-1	4	1-1	1.000	0-0	---	0-0	---	0	0	0	0	1-0	0	0	0	2	2.0
Fazekas (LAC)	2-0	30	1-5	.200	0-1	.000	2-2	1.000	2	3	5	2	2-0	1	0	1	4	2.0
Patterson	1-0	10	1-3	.333	0-0	---	0-0	---	0	2	2	0	4-0	1	1	1	2	2.0
Knight	3-1	55	1-13	.077	0-0	---	1-1	1.000	2	6	8	12	4-0	0	2	1	3	1.0
Ross	3-2	40	0-7	.000	0-0	---	0-0	---	0	2	2	2	2-0	1	1	0	0	0.0
A. Williams	1-1	15	0-1	.000	0-0	---	0-0	---	0	2	2	0	0-0	1	0	0	0	0.0
M. Williams (LAC)	2-0	6	0-5	.000	0-0	---	0-0	---	0	0	0	0	0-0	0	0	0	0	0.0
CLIPPERS	3	720	88-232	.379	7-26	.269	42-57	.737	27	89	116	48	56-0	20	40	14	225	75.0
ROCKETS	3	720	107-242	.442	22-69	.319	50-61	.820	34	113	147	70	51-0	20	36	7	286	95.3

NBA



Los Angeles Lakers

555 N. Nash Street
El Segundo, CA 90245
(310) 426-6000



Phil Jackson

Directory

Owner, President, Governor & Director Dr. Jerry H. Buss
General Manager Mitch Kupchak
Head Coach Phil Jackson
Assistant Coaches Jim Cleamons, Frank Hamblen,
Kurt Rambis, Brian Shaw
Special Asst. Coaches Kareem Abdul-Jabbar, Craig Hodges
Athletic Trainer Gary Vitti
Vice President, Public Relations John Black

General Information

2007-2008 Record 57-25, 1st Pacific
Home Arena STAPLES Center (18,997)
Team Colors Purple, Gold
Radio AM 570 SPORTS, ESPN Deportes 1330 AM
Spero Dedes, Mychal Thompson,
Fernando Gonzalez, Pepe Mantilla
Television FSN West, KCAL-TV
Joel Meyers, Stu Lantz

2008-2009 Schedule vs. Rockets

Sun., Nov. 9 @ STAPLES Center, 8:30 p.m.
Tue., Jan. 13 @ Toyota Center, 7:30 p.m.
Wed., Mar. 11 @ Toyota Center, 7:30 p.m.
Fri., Apr. 3 @ STAPLES Center, 9:30 p.m.

All-Time Series Record

Regular Season: 60-120
Home: 35-53 Toyota Center: 4-5
Road: 24-66 STAPLES Center: 7-10
Neutral: 1-1
Playoffs: 12-16 (1981, 1986, 1990, 1991, 1996, 1999,
2004 - winning three series)
Home: 7-5 Toyota Center: 1-1
Road: 5-11 STAPLES Center: 0-3

2007-2008 Results (Rockets 2-1)

Oct. 30 @ STAPLES Center, Rockets 95-93
Nov. 14 @ Toyota Center, Lakers 93-90
Mar. 16 @ Toyota Center, Rockets 104-92

Series Information

Current Streak: Rockets, Won 1
Current Home Streak: Won 1
Current Road Streak: Won 2
Longest Winning Streak: 6 (Jan. 18, 1993-Mar. 24, 1994)
Longest Losing Streak: 15 (Dec. 31, 1967-Dec. 5, 1970)
Biggest Winning Margin: 32 (136-104; Dec. 27, 1972)
Biggest Losing Margin: 36 (152-116; Oct. 27, 1968)
Most Points Scored: 136 (Dec. 27, 1972)
Most Points Allowed: 152 (Oct. 27, 1968)
Fewest Points Scored: 74 (Nov. 15, 1991)
Fewest Points Allowed: 74 (2x: last Dec. 18, 2005)

2007-2008 Rockets vs. Lakers

PLAYER	G-GS	MIN	FIELD GOALS		3-POINT FG		FT-FTA	PCT	REBOUNDS				PF-DQ	STL	TO	BLK	PTS	AVG
			FG-FGA	PCT	FG-FGA	PCT			OFF	DEF	TOT	AST						
Yao	2-2	77	15-34	.441	0-0	---	21-28	.750	11	14	25	8	9-0	4	5	3	51	25.5
McGrady	3-3	98	17-43	.395	2-12	.167	14-20	.700	0	10	10	12	6-0	1	6	1	50	16.7
Alston	3-3	107	16-41	.390	10-22	.455	5-7	.714	1	10	11	20	8-0	4	10	1	47	15.7
Wells	2-0	59	10-26	.385	0-2	.000	8-14	.571	6	10	16	4	8-0	5	4	4	28	14.0
Battier	3-3	106	12-32	.375	6-19	.316	3-4	.750	6	4	10	2	13-1	3	2	2	33	11.0
James	2-0	46	7-20	.350	4-7	.571	0-4	.000	2	2	4	2	6-0	3	6	0	18	9.0
Jackson (TOT)	3-0	49	10-21	.476	2-7	.286	3-3	1.000	2	11	13	3	3-0	0	4	0	25	8.3
Jackson (HOU)	1-0	20	7-9	.778	2-4	.500	3-3	1.000	1	5	6	1	1-0	0	0	0	19	19.0
Harris	1-0	10	3-6	.500	0-0	---	0-0	---	4	2	6	0	0-0	0	1	0	6	6.0
Scola	3-1	49	5-13	.385	0-0	---	7-11	.636	7	9	16	1	9-0	1	2	0	17	5.7
Snyder	1-0	5	2-2	1.000	1-1	1.000	0-0	---	0	0	0	0	0-0	0	0	0	5	5.0
Green (TOT)	3-0	24	4-11	.364	1-1	1.000	2-2	1.000	0	3	3	2	4-0	2	5	0	11	3.7
Hayes	3-2	81	3-6	.500	0-0	---	1-2	.500	4	17	21	2	11-0	5	1	0	7	2.3
Head	3-0	26	2-8	.250	0-1	.000	3-4	.750	0	0	0	4	2-0	0	1	0	7	2.3
Mulombo	3-1	34	0-2	.000	0-0	---	1-2	.500	5	8	13	1	3-0	0	1	1	1	0.3
ROCKETS	3	720	99-242	.409	25-68	.368	66-99	.667	47	91	138	57	76-1	26	43	12	289	96.3
LAKERS	3	720	97-228	.425	15-41	.366	69-103	.670	31	94	125	47	72-3	29	41	13	278	92.7

2007-2008 Lakers vs. Rockets

PLAYER	G-GS	MIN	FIELD GOALS		3-POINT FG		FT-FTA	PCT	REBOUNDS				PF-DQ	STL	TO	BLK	PTS	AVG
			FG-FGA	PCT	FG-FGA	PCT			OFF	DEF	TOT	AST						
Bryant	3-3	128	35-88	.398	3-12	.250	26-37	.703	1	22	23	11	9-0	5	12	2	99	33.0
Gasol (TOT)	3-3	116	22-45	.489	0-3	.000	28-34	.824	7	19	26	8	5-0	2	6	3	72	24.0
Odom	2-2	75	11-20	.550	0-3	.000	5-8	.625	6	12	18	2	6-1	2	5	2	27	13.5
Fisher	3-3	93	12-22	.545	3-7	.429	9-9	1.000	0	3	3	7	3-0	7	4	0	36	12.0
Turiaf	3-3	78	9-14	.643	0-0	---	12-16	.750	4	15	19	3	14-1	1	5	4	30	10.0
Vujacic	1-0	19	2-5	.400	1-1	1.000	2-2	1.000	1	3	4	0	2-0	2	0	0	7	7.0
Farmar	3-0	61	8-20	.400	4-9	.444	0-2	.000	2	9	11	5	6-0	1	4	0	20	6.7
Walton	3-1	68	7-19	.368	0-2	.000	5-8	.625	2	6	8	8	4-0	1	3	1	19	6.3
Radmanovic	2-1	47	3-9	.333	3-5	.600	2-2	1.000	3	3	6	3	10-1	2	0	0	11	5.5
Bynum	2-0	37	3-9	.333	0-0	---	4-6	.667	4	9	13	4	7-0	3	1	2	10	5.0
Newble (TOT)	2-2	60	5-10	.500	0-3	.000	0-0	---	3	7	10	0	3-0	2	4	0	10	5.0
Evans	2-0	24	2-7	.286	1-2	.500	2-4	.500	2	1	3	2	4-0	1	0	0	7	3.5
Brown	2-2	57	3-6	.500	0-0	---	0-4	.000	4	9	13	1	6-0	3	3	1	6	3.0
Mbenga (TOT)	2-0	18	1-5	.200	0-0	---	1-2	.500	0	1	1	0	2-0	0	1	1	3	1.5
Mbenga (LAL)	1-0	13	1-4	.250	0-0	---	1-2	.500	0	1	1	0	0-0	0	1	1	3	3.0
Mihm	2-0	10	1-3	.333	0-0	---	1-3	.333	2	0	2	0	1-0	0	0	0	3	1.5
Cook	1-0	9	0-2	.000	0-0	---	0-0	---	0	1	1	1	0-0	1	1	0	0	0.0
Karl	1-0	1	0-0	---	0-0	---	0-0	---	0	0	0	0	0-0	0	0	0	0	0.0
LAKERS	3	720	97-228	.425	15-41	.366	69-103	.670	31	94	125	47	72-3	29	41	13	278	92.7
ROCKETS	3	720	99-242	.409	25-68	.368	66-99	.667	47	91	138	57	76-1	26	43	12	289	96.3

NBA



Miami Heat

601 Biscayne Boulevard
Miami, FL 33132
(786) 777-4328



Erik Spoelstra

Directory

Managing General Partner Micky Arison
President Pat Riley
Head Coach Erik Spoelstra
Assistant Coaches Bob McAdoo, Keith Askins,
Ron Rothstein, David Fizdale,
Chad Kammerer, Octavio De La Grana
Athletic Trainer Jay Sabol
Vice President, Sports Media Relations Tim Donovan

General Information

2007-2008 Record 15-67, 5th Southeast
Home Arena AmericanAirlines Arena (19,600)
Team Colors Red, Yellow, Black, White
Radio WINZ 940 AM, WQBA 1140 AM
Mike Inglis, John Crotty, Jose Paneda
Television Sun Sports
Eric Reid, Tony Fiorentino, Jason Jackson

2008-2009 Schedule vs. Rockets

Mon., Nov. 24 @ AmericanAirlines Arena, 6:30 p.m.
Sat., Jan. 17 @ Toyota Center, 7:30 p.m.

All-Time Series Record

Regular Season: 23-20
Home: 13-8 Toyota Center: 4-1
Road: 10-12 AmericanAirlines Arena: 3-6
Neutral: 0-0
Playoffs: Never Met
Home: 0-0 Toyota Center: 0-0
Road: 0-0 AmericanAirlines Arena: 0-0

2007-2008 Results (Even 1-1)

Nov. 23 @ AmericanAirlines Arena, Heat 98-91
Feb. 21 @ Toyota Center, Rockets 112-100

Series Information

Current Streak: Rockets, Won 1
Current Home Streak: Won 2
Current Road Streak: Lost 1
Longest Winning Streak: 11 (Nov. 19, 1989-Jan. 11, 1995)
Longest Losing Streak: 8 (Nov. 8, 1995-Jan. 6, 2000)
Biggest Winning Margin: 38 (132-94; Nov. 19, 1989)
Biggest Losing Margin: 32 (109-77; Mar. 29, 1998)
Most Points Scored: 132 (Nov. 19, 1989)
Most Points Allowed: 121 (Mar. 16, 1996)
Fewest Points Scored: 66 (Dec. 21, 1996)
Fewest Points Allowed: 70 (Nov. 11, 2004)

2007-2008 Rockets vs. Heat

PLAYER	G-GS	MIN	FIELD GOALS		3-POINT FG		FT-FTA	PCT	REBOUNDS				PF-DQ	STL	TO	BLK	PTS	AVG
			FG-FGA	PCT	FG-FGA	PCT			OFF	DEF	TOT	AST						
Jackson (TOT)	1-0	25	9-9	1.000	7-7	1.000	0-0	---	0	4	4	4	3-0	0	0	0	25	25.0
McGrady	2-2	80	15-39	.385	1-8	.125	11-17	.647	3	6	9	14	4-0	3	4	1	42	21.0
Yao	2-2	73	18-24	.750	0-0	---	5-6	.833	4	12	16	2	10-1	0	2	2	41	20.5
Landry	1-0	25	7-9	.778	0-0	---	5-6	.833	4	1	5	0	5-0	0	0	0	19	19.0
Scola	2-1	70	14-26	.538	0-1	.000	3-6	.500	6	13	19	6	9-0	3	4	1	31	15.5
Battier	2-2	74	7-13	.538	5-10	.500	2-2	1.000	2	10	12	6	8-0	1	1	0	21	10.5
Aiston	2-2	64	7-20	.350	3-10	.300	2-4	.500	0	7	7	15	2-0	3	4	0	19	9.5
James	1-0	17	3-8	.375	2-3	.667	0-0	---	0	0	0	3	1-0	1	1	0	8	8.0
Head	2-0	26	4-9	.444	2-6	.333	1-2	.500	0	1	1	2	2-0	1	3	1	11	5.5
Wells	1-0	13	1-5	.200	0-0	---	3-4	.750	0	3	3	0	1-0	0	0	0	5	5.0
Novak	1-0	7	1-2	.500	1-2	.500	0-0	---	0	2	2	0	0-0	0	0	0	3	3.0
Hayes	1-1	11	1-2	.500	0-0	---	0-0	---	1	0	1	0	4-0	0	0	0	2	2.0
Mutombo	1-0	12	0-1	.000	0-0	---	1-2	.500	3	2	5	0	1-0	0	0	0	1	1.0
Brooks	1-0	9	0-2	.000	0-1	.000	0-0	---	0	1	1	3	0-0	0	1	0	0	0.0
ROCKETS	2	480	78-160	.488	14-41	.341	33-49	.673	23	58	81	51	47-1	12	21	5	203	101.5
HEAT	2	480	74-145	.510	10-22	.455	40-65	.615	18	51	69	41	36-0	12	24	8	198	99.0

2007-2008 Heat vs. Rockets

PLAYER	G-GS	MIN	FIELD GOALS		3-POINT FG		FT-FTA	PCT	REBOUNDS				PF-DQ	STL	TO	BLK	PTS	AVG
			FG-FGA	PCT	FG-FGA	PCT			OFF	DEF	TOT	AST						
Wade	2-2	82	24-45	.533	1-4	.250	15-20	.750	2	5	7	16	3-0	1	8	2	64	32.0
O'Neal	1-1	34	10-12	.833	0-0	---	6-12	.500	4	10	14	2	4-0	2	6	3	26	26.0
Marion (TOT)	3-3	126	18-41	.439	5-12	.417	13-27	.481	5	25	30	6	6-0	6	5	10	54	18.0
Marion (MIA)	1-1	42	6-15	.400	2-4	.500	4-11	.364	3	7	10	1	1-0	0	1	2	18	18.0
Davis	2-1	59	9-19	.474	3-6	.500	3-5	.600	2	2	4	6	5-0	1	2	0	24	12.0
Haslem	1-1	39	4-8	.500	0-0	---	3-4	.750	0	8	8	1	2-0	1	0	0	11	11.0
Wright	1-1	34	4-9	.444	0-0	---	0-0	---	1	0	1	1	3-0	1	1	1	8	8.0
Blount	2-1	42	6-12	.500	0-0	---	2-3	.667	3	7	10	0	4-0	1	0	0	14	7.0
Williams	2-2	67	4-11	.364	3-7	.429	0-0	---	0	5	5	9	1-0	2	1	0	11	5.5
Barron	1-0	18	1-4	.250	0-0	---	3-4	.750	2	1	3	1	3-0	0	2	0	5	5.0
Johnson	1-0	14	1-2	.500	0-0	---	3-4	.750	0	2	2	1	1-0	0	0	0	5	5.0
Mourning	1-0	10	2-3	.667	0-0	---	1-2	.500	0	1	1	0	5-0	0	1	0	5	5.0
Hardaway	1-0	22	2-2	1.000	0-0	---	0-0	---	0	1	1	0	3-0	2	1	0	4	4.0
Banks (TOT)	1-0	9	1-1	1.000	1-1	1.000	0-0	---	0	0	0	2	1-0	1	1	0	3	3.0
Banks (MIA)	1-0	9	1-1	1.000	1-1	1.000	0-0	---	0	0	0	2	1-0	1	1	0	3	3.0
Quinn	1-0	8	0-2	.000	0-0	---	0-0	---	1	2	3	1	0-0	0	0	0	0	0.0
HEAT	2	480	74-145	.510	10-22	.455	40-65	.615	18	51	69	41	36-0	12	24	8	198	99.0
ROCKETS	2	480	78-160	.488	14-41	.341	33-49	.673	23	58	81	51	47-1	12	21	5	203	101.5

NBA



Milwaukee Bucks

1001 North Fourth Street
Milwaukee, WI 53203
(414) 227-0500



Scott Skiles

Directory

President Herb Kohl
Vice President, Business Operations John Steinmiller
General Manager John Hammond
Head Coach Scott Skiles
Assistant Coaches Jim Boylan, Lionel Hollins,
Kelvin Sampson, Joe Wolf, Bill Peterson
Athletic Trainer Marc Boff
Director, Public Relations Dan Smyczek

General Information

2007-2008 Record 26-56, 5th Central
Home Arena Bradley Center (18,717)
Team Colors Forest Green, Red, Silver
Radio WTMJ 620 AM
Ted Davis, Dennis Krause
Television FSN Wisconsin
Jon McGlocklin, Jim Paschke

2008-2009 Schedule vs. Rockets

Wed., Dec. 31 @ Toyota Center, 6 p.m.
Mon., Feb. 9 @ Bradley Center, 7 p.m.

All-Time Series Record

Regular Season: 45-61

Home: 31-21 Toyota Center: 5-0
Road: 13-37 Bradley Center: 9-10
Neutral: 1-3

Playoffs: Never Met

Home: 0-0 Toyota Center: 0-0
Road: 0-0 Bradley Center: 0-0

2007-2008 Results (Rockets 2-0)

Nov. 9 @ Toyota Center, Rockets 104-88
Feb. 2 @ Bradley Center, Rockets 91-83

Series Information

Current Streak: Rockets, Won 7
Current Home Streak: Won 8
Current Road Streak: Won 3
Longest Winning Streak: 7 (Dec. 31, 2004-Feb. 2, 2008)
Longest Losing Streak: 11 (Mar. 22, 1969-Feb. 24, 1971)
Biggest Winning Margin: 28 (115-87; Nov. 16, 1995)
Biggest Losing Margin: 39 (115-76; Feb. 20, 2002)
Most Points Scored: 137 (Dec. 2, 1976)
Most Points Allowed: 143 (Dec. 31, 1969)
Fewest Points Scored: 76 (2x: last Feb. 20, 2002)
Fewest Points Allowed: 80 (2x: last Jan. 23, 2006)

2007-2008 Rockets vs. Bucks

PLAYER	G-GS	MIN	FIELD GOALS		3-POINT FG		FT-FTA	PCT	REBOUNDS				PF-DQ	STL	TO	BLK	PTS	AVG
			FG-FGA	PCT	FG-FGA	PCT			OFF	DEF	TOT	AST						
McGrady	2-2	80	23-45	.511	4-9	.444	4-6	.667	4	15	19	14	5-0	2	7	2	54	27.0
Yao	2-2	77	12-27	.444	0-0	---	16-19	.842	9	13	22	5	6-0	0	5	6	40	20.0
Wells	2-0	49	11-20	.550	1-2	.500	5-5	1.000	3	11	14	4	3-0	1	2	3	28	14.0
Battier	2-2	76	8-13	.615	5-9	.556	3-4	.750	2	12	14	3	3-0	2	2	4	24	12.0
Jackson (TOT)	1-0	20	4-7	.571	3-4	.750	0-0	---	0	1	1	0	2-0	0	0	1	11	11.0
Alston	2-2	61	6-19	.316	1-10	.100	6-8	.750	1	6	7	11	3-0	3	3	1	19	9.5
Brooks	1-0	15	2-6	.333	1-5	.200	0-0	---	1	0	1	1	1-0	1	2	0	5	5.0
Scola	2-1	30	5-8	.625	0-0	---	0-0	---	1	4	5	2	3-0	0	0	0	10	5.0
James	2-0	26	3-12	.250	1-7	.143	0-1	.000	0	8	8	5	3-0	0	1	0	7	3.5
Hayes	2-1	30	3-4	.750	0-0	---	0-0	---	2	4	6	1	2-0	1	0	1	6	3.0
Landry	1-0	17	1-2	.500	0-0	---	0-0	---	1	1	2	1	2-0	0	0	0	2	2.0
Head	1-0	15	0-2	.000	0-2	.000	0-0	---	0	2	2	1	0-0	1	0	0	0	0.0
Mutombo	1-0	4	0-0	---	0-0	---	0-0	---	0	0	0	0	0-0	0	1	0	0	0.0
ROCKETS	2	480	74-158	.468	13-44	.295	34-43	.791	24	76	100	48	31-0	11	26	18	195	97.5
BUCKS	2	480	65-169	.385	10-32	.313	31-39	.795	22	57	79	32	41-0	10	16	10	171	85.5

2007-2008 Bucks vs. Rockets

PLAYER	G-GS	MIN	FIELD GOALS		3-POINT FG		FT-FTA	PCT	REBOUNDS				PF-DQ	STL	TO	BLK	PTS	AVG
			FG-FGA	PCT	FG-FGA	PCT			OFF	DEF	TOT	AST						
Redd	1-1	43	8-22	.364	0-7	.000	10-10	1.000	2	5	7	4	4-0	1	0	1	26	26.0
Bogut	2-2	72	13-31	.419	0-1	.000	5-9	.556	5	5	10	0	9-0	1	2	4	31	15.5
Yi	2-2	64	8-22	.364	2-3	.667	7-8	.875	4	12	16	2	4-0	2	3	2	25	12.5
Villanueva	2-0	32	8-20	.400	1-4	.250	6-7	.857	3	5	8	0	5-0	1	0	0	23	11.5
Williams	2-2	87	11-31	.355	1-7	.143	0-0	---	1	10	11	18	4-0	1	4	0	23	11.5
Mason	2-1	46	7-14	.500	0-0	---	3-5	.600	1	5	6	2	1-0	0	3	2	17	8.5
Simmons	2-1	30	5-9	.556	4-4	1.000	0-0	---	2	4	6	0	3-0	0	1	0	14	7.0
Bell	2-0	55	4-15	.267	2-6	.333	0-0	---	0	5	5	3	5-0	1	1	0	10	5.0
Ivey	1-1	27	1-4	.250	0-0	---	0-0	---	1	3	4	2	2-0	1	0	0	2	2.0
Gadzunic	2-0	15	0-1	.000	0-0	---	0-0	---	2	2	4	1	2-0	1	1	0	0	0.0
Ruffin	1-0	9	0-0	---	0-0	---	0-0	---	1	1	2	0	2-0	1	1	1	0	0.0
BUCKS	2	480	65-169	.385	10-32	.313	31-39	.795	22	57	79	32	41-0	10	16	10	171	85.5
ROCKETS	2	480	74-158	.468	13-44	.295	34-43	.791	24	76	100	48	31-0	11	26	18	195	97.5



Minnesota Timberwolves

600 First Avenue North
 Minneapolis, MN 55403
 (612) 673-1600



Randy Wittman

Directory

Owner Glen Taylor
Chief Executive Officer Rob Moor
Vice President, Basketball Operations Kevin McHale
Head Coach Randy Wittman
Assistant Coaches Jerry Sichting, Dean Cooper, J.B. Bickerstaff, Ed Pinckney, Brent Haskins
Athletic Trainer Gregg Farnam
Director, Public Relations Mike Cristaldi

General Information

2007-2008 Record 22-60, 4th Northwest
Home Arena Target Center (19,356)
Team Colors Blue, Green, Silver
Radio KFAN 1130 AM
 Alan Horton
Television KSTC (Ch. 45), FSN North
 Tom Hanneman, Jim Petersen

2008-2009 Schedule vs. Rockets

Sat., Dec. 20 @ Target Center, 7 p.m.
 Sat., Feb. 7 @ Toyota Center, 7:30 p.m.
 Sun., Mar. 1 @ Target Center, 6 p.m.
 Fri., Mar. 20 @ Toyota Center, 7:30 p.m.

All-Time Series Record

Regular Season: 46-33
 Home: 27-12 Toyota Center: 5-4
 Road: 19-21 Target Center: 19-21
 Neutral: 0-0
Playoffs: 3-0 (1997 - winning the series)
 Home: 2-0 Toyota Center: 0-0
 Road: 1-0 Target Center: 1-0

2007-2008 Results (Rockets 3-0)

Jan. 11 @ Toyota Center, Rockets 113-82
 Feb. 4 @ Target Center, Rockets 92-86
 Mar. 26 @ Toyota Center, Rockets 97-86

Series Information

Current Streak: Rockets, Won 4
Current Home Streak: Won 4
Current Road Streak: Won 1
Longest Winning Streak: 6 (Mar. 31, 1990-Mar. 19, 1991)
Longest Losing Streak: 6 (Jan. 25, 2000-Jan. 1, 2001)
Biggest Winning Margin: 31 (113-82; Jan. 11, 2008)
Biggest Losing Margin: 32 (122-90; Mar. 30, 2000)
Most Points Scored: 122 (2x: last Nov. 19, 1997)
Most Points Allowed: 124 (Feb. 17, 1992)
Fewest Points Scored: 75 (2x: last Dec. 16, 2003)
Fewest Points Allowed: 75 (Nov. 28, 2006)

2007-2008 Rockets vs. Timberwolves

PLAYER	G-GS	MIN	FIELD GOALS		3-POINT FG		FT-FTA	PCT	REBOUNDS				PF-DQ	STL	TO	BLK	PTS	AVG
			FG-FGA	PCT	FG-FGA	PCT			OFF	DEF	TOT	AST						
McGrady	2-2	83	19-46	.413	4-9	.444	7-8	.875	2	15	17	16	2-0	1	8	1	49	24.5
Scola	3-2	81	20-36	.556	0-0	---	11-17	.647	11	24	35	6	6-0	4	5	0	51	17.0
Yao	2-2	64	12-19	.632	0-0	---	7-11	.636	4	5	9	3	2-0	2	3	2	31	15.5
Landry	3-0	63	16-21	.762	0-0	---	7-9	.778	10	12	22	2	5-0	1	0	0	39	13.0
Alston	3-3	105	14-37	.378	5-14	.357	2-2	1.000	1	9	10	16	2-0	5	8	1	35	11.7
Head	2-1	47	9-19	.474	2-4	.500	2-2	1.000	1	5	6	4	3-0	2	3	2	22	11.0
Jackson (TOT)	4-0	86	14-33	.424	1-13	.077	9-12	.750	2	9	11	12	6-0	8	3	0	38	9.5
Jackson (HOU)	1-0	16	4-7	.571	0-2	.000	0-0	---	1	2	3	1	0-0	1	0	0	8	8.0
Novak	1-0	8	3-6	.500	3-5	.600	0-0	---	0	1	1	0	0-0	0	0	1	9	9.0
Battier	3-3	105	8-21	.381	4-13	.308	3-4	.750	5	18	23	8	5-0	5	6	5	23	7.7
Wells	1-0	20	2-4	.500	1-1	1.000	2-3	.667	0	3	3	1	3-0	3	2	1	7	7.0
James	1-0	21	2-10	.200	1-3	.333	0-0	---	0	1	1	3	1-0	0	1	0	5	5.0
Mutombo	1-1	18	2-3	.667	0-0	---	0-0	---	5	3	8	2	4-0	0	1	0	4	4.0
Brooks	2-0	27	2-10	.200	0-4	.000	3-4	.750	0	3	3	4	2-0	1	5	0	7	3.5
Hayes	3-1	58	5-12	.417	0-0	---	0-0	---	3	8	11	3	4-0	6	1	1	10	3.3
Snyder	1-0	5	1-1	1.000	0-0	---	0-0	---	0	0	0	0	1-0	0	0	0	2	2.0
ROCKETS	3	720	119-252	.472	20-55	.364	44-60	.733	43	109	152	69	40-0	31	43	14	302	100.7
TIMBERWOLVES	3	720	104-232	.448	11-35	.314	35-54	.648	22	90	112	51	56-0	28	44	16	254	84.7

2007-2008 Timberwolves vs. Rockets

PLAYER	G-GS	MIN	FIELD GOALS		3-POINT FG		FT-FTA	PCT	REBOUNDS				PF-DQ	STL	TO	BLK	PTS	AVG
			FG-FGA	PCT	FG-FGA	PCT			OFF	DEF	TOT	AST						
Jefferson	3-3	105	25-57	.439	0-0	---	10-13	.769	6	26	32	3	7-0	7	5	10	60	20.0
Gomes	3-3	96	19-36	.528	4-8	.500	7-11	.636	4	17	21	2	4-0	2	3	0	49	16.3
McCants	3-1	81	16-41	.390	5-12	.417	3-5	.600	1	7	8	4	11-0	2	7	0	40	13.3
Snyder (TOT)	1-1	30	5-7	.714	0-0	---	2-4	.500	2	4	6	6	2-0	0	6	0	12	12.0
Snyder (MIN)	1-1	30	5-7	.714	0-0	---	2-4	.500	2	4	6	6	2-0	0	6	0	12	12.0
Brewer	3-0	47	10-15	.667	0-0	---	6-6	1.000	1	3	4	1	1-0	2	1	0	26	8.7
Smith	3-0	60	10-17	.588	0-0	---	1-3	.333	4	7	11	1	7-0	3	2	1	21	7.0
Doleac	2-2	39	6-12	.500	0-0	---	0-0	---	3	3	6	0	7-0	3	1	2	12	6.0
Green	1-0	11	1-3	.333	0-0	---	3-4	.750	0	1	1	0	0-0	0	0	0	5	5.0
Foye	2-1	49	4-15	.267	1-6	.167	0-1	.000	0	2	2	5	3-0	2	9	0	9	4.5
Telfair	2-2	62	4-11	.364	0-1	.000	0-1	.000	1	4	5	18	1-0	3	0	0	8	4.0
Jaric	3-2	87	3-9	.333	1-3	.333	3-6	.500	0	7	7	9	7-0	3	4	2	10	3.3
Richard	2-0	20	1-3	.333	0-0	---	0-0	---	0	4	4	1	1-0	0	0	0	2	1.0
Buckner	1-0	10	0-2	.000	0-2	.000	0-0	---	0	1	1	0	1-0	0	0	0	0	0.0
Walker	2-0	23	0-4	.000	0-3	.000	0-0	---	0	4	4	1	4-0	1	3	1	0	0.0
TIMBERWOLVES	3	720	104-232	.448	11-35	.314	35-54	.648	22	90	112	51	56-0	28	44	16	254	84.7
ROCKETS	3	720	119-252	.472	20-55	.364	44-60	.733	43	109	152	69	40-0	31	43	14	302	100.7

NBA



New Jersey Nets

390 Murray Hill Parkway
East Rutherford, NJ 07073
(201) 935-8888



Lawrence Frank

Directory

Principal Owner Bruce Ratner
President Rod Thorn
General Manager Kiki Vandeweghe
Head Coach Lawrence Frank
Assistant Coaches Brian Hill, Tom Barrise, Doug Overton,
Roy Rogers, Rich Dalatry
Athletic Trainer Tim Walsh
Vice President, Public Relations Gary Sussman

General Information

2007-2008 Record 34-48, 4th Atlantic
Home Arena IZOD Center (19,990)
Team Colors Blue, Red, Silver
Radio WFAN 660 AM
Chris Carrino, Tim Capstraw
Television YES Network
Marv Albert, Ian Eagle

2008-2009 Schedule vs. Rockets

Mon., Dec. 22 @ IZOD Center, 6:30 p.m.
Tue., Feb. 17 @ Toyota Center, 7:30 p.m.

All-Time Series Record

Regular Season: 46-27
Home: 26-10 Toyota Center: 3-2
Road: 20-17 IZOD Center: 15-12
Neutral: 0-0
Playoffs: Never Met
Home: 0-0 Toyota Center: 0-0
Road: 0-0 IZOD Center: 0-0

2007-2008 Results (Rockets 2-0)

Dec. 7 @ IZOD Center, Rockets 96-89
Mar. 10 @ Toyota Center, Rockets 91-73

Series Information

Current Streak: Rockets, Won 4
Current Home Streak: Won 2
Current Road Streak: Won 5
Longest Winning Streak: 9 (Jan. 30, 1993-Mar. 18, 1997)
Longest Losing Streak: 4 (Mar. 2, 1983-Jan. 13, 1985)
Biggest Winning Margin: 52 (139-87; Oct. 18, 1978)
Biggest Losing Margin: 39 (124-85; Mar. 2, 1983)
Most Points Scored: 139 (Oct. 18, 1978)
Most Points Allowed: 126 (2x: last Feb. 18, 1979)
Fewest Points Scored: 77 (2x: last Mar. 13, 2006)
Fewest Points Allowed: 69 (Nov. 15, 2004)

2007-2008 Rockets vs. Nets

PLAYER	G-GS	MIN	FIELD GOALS		3-POINT FG		FT-FTA	PCT	REBOUNDS				PF-DQ	STL	TO	BLK	PTS	AVG
			FG-FGA	PCT	FG-FGA	PCT			OFF	DEF	TOT	AST						
Yao	1-1	39	9-18	.500	0-0	---	7-7	1.000	1	10	11	5	4-0	0	3	3	25	25.0
McGrady	2-2	70	15-30	.500	4-7	.571	9-12	.750	0	5	5	10	3-0	2	5	0	43	21.5
Alston	2-2	57	10-22	.455	3-8	.375	4-6	.667	0	5	5	5	2-0	2	4	1	27	13.5
Novak	1-0	18	4-6	.667	3-4	.750	0-0	---	0	2	2	0	2-0	0	0	0	11	11.0
Battier	2-2	71	7-14	.500	5-9	.556	2-3	.667	1	8	9	8	6-0	5	0	1	21	10.5
Head	1-0	14	4-4	1.000	1-1	1.000	0-0	---	0	0	0	3	3-0	2	1	0	9	9.0
Scola	2-1	48	7-15	.467	0-0	---	2-6	.333	2	6	8	2	3-0	1	3	1	16	8.0
Green (TOT)	2-0	29	4-13	.308	2-4	.500	2-2	1.000	1	3	4	2	6-0	3	1	0	12	6.0
Harris	1-0	20	2-7	.286	0-0	---	2-4	.500	2	5	7	1	3-0	1	1	0	6	6.0
Francis	1-0	18	1-5	.200	0-1	.000	3-4	.750	1	2	3	2	2-0	0	1	0	5	5.0
Wells	1-0	31	2-9	.222	0-0	---	1-2	.500	0	8	8	0	1-0	4	1	0	5	5.0
Jackson (HOU)	1-0	16	2-6	.333	0-3	.000	1-2	.500	1	2	3	3	0-0	1	0	0	5	5.0
James	1-0	12	2-4	.500	0-0	---	0-0	---	1	1	2	1	0-0	0	0	0	4	4.0
Brooks	1-0	6	1-2	.500	1-1	1.000	0-0	---	0	2	2	1	1-0	0	2	0	3	3.0
Mutombo	1-1	18	1-2	.500	0-0	---	0-0	---	1	5	6	0	1-0	0	0	5	2.0	
Williams (HOU)	1-0	6	1-3	.333	0-0	---	1-4	.250	1	0	1	0	3-0	0	1	0	3	3.0
Haves	2-1	34	1-2	.500	0-0	---	0-0	---	3	11	14	3	7-1	0	1	2	2	1.0
ROCKETS	2	480	69-149	.463	17-34	.500	32-50	.640	14	72	86	44	41-1	18	25	13	187	93.5
NETS	2	480	59-162	.364	7-19	.368	37-50	.740	30	61	91	31	39-0	14	29	12	162	81.0

2007-2008 Nets vs. Rockets

PLAYER	G-GS	MIN	FIELD GOALS		3-POINT FG		FT-FTA	PCT	REBOUNDS				PF-DQ	STL	TO	BLK	PTS	AVG
			FG-FGA	PCT	FG-FGA	PCT			OFF	DEF	TOT	AST						
Carter	2-2	71	17-43	.395	3-5	.600	8-9	.889	7	8	15	5	3-0	2	9	1	45	22.5
Jefferson	2-2	77	15-32	.469	1-3	.333	10-12	.833	2	5	7	5	7-0	3	3	0	41	20.5
Harris (NJ)	1-1	24	3-10	.300	0-2	.000	4-6	.667	0	1	1	1	2-0	1	0	0	10	10.0
Kidd	1-1	37	4-12	.333	2-4	.500	0-0	---	0	7	7	7	3-0	0	1	0	10	10.0
M. Williams	1-0	24	3-6	.500	0-2	.000	2-3	.667	0	4	4	1	0-0	2	5	0	8	8.0
Swift (NJ)	1-0	13	1-3	.333	0-0	---	3-5	.600	1	3	4	0	1-0	1	0	2	5	5.0
Nachbar	2-0	53	5-16	.313	1-3	.333	4-7	.571	2	7	9	2	2-0	2	2	1	15	7.5
Krstic	1-1	26	3-12	.250	0-0	---	0-0	---	4	3	7	1	1-0	0	0	0	6	6.0
Diop (NJ)	1-0	18	2-6	.333	0-0	---	3-4	.750	6	2	8	3	4-0	0	1	1	7	7.0
Hassell (NJ)	1-0	13	1-2	.500	0-0	---	3-4	.750	0	1	1	0	0-0	0	0	0	5	5.0
Allen	1-1	18	1-2	.500	0-0	---	0-0	---	1	3	4	1	2-0	0	1	1	2	2.0
Collins	1-1	21	1-2	.500	0-0	---	0-0	---	3	5	8	0	3-0	2	1	0	2	2.0
Gill	1-0	11	1-2	.500	0-0	---	0-0	---	0	2	2	4	0-0	0	0	0	2	2.0
S. Williams	2-0	23	2-4	.500	0-0	---	0-0	---	1	4	5	0	4-0	0	1	5	4	2.0
Boone	1-1	18	0-5	.000	0-0	---	0-0	---	1	1	2	0	3-0	1	2	1	0	0.0
Magloire	1-0	20	0-4	.000	0-0	---	0-0	---	2	4	6	0	2-0	0	2	0	0	0.0
Wright	1-0	14	0-1	.000	0-0	---	0-0	---	0	1	1	1	2-0	0	1	0	0	0.0
NETS	2	480	59-162	.364	7-19	.368	37-50	.740	30	61	91	31	39-0	14	29	12	162	81.0
ROCKETS	2	480	69-149	.463	17-34	.500	32-50	.640	14	72	86	44	41-1	18	25	13	187	93.5



New Orleans Hornets

1250 Poydras Street
19th Floor
New Orleans, LA 70113
(504) 593-4700



Byron Scott

Directory

Owner George Shinn
President Hugh Weber
General Manager Jeff Bower
Head Coach Byron Scott
Assistant Coaches Kenny Gattison, Paul Pressey, Charlie Parker
Athletic Trainer Terry Kofler
Senior Director, Communications Harold Kaufman

General Information

2007-2008 Record 56-26, T-1st Southwest
Home Arena New Orleans Arena (17,188)
Team Colors Creole Blue, Purple, Mardi Gras Gold
Radio KMEZ 106.7 FM, WCDV 103.3 FM
Sean Kelley, Gerry Vaillancourt
Television Cox Sports Television
Bob Licht, Gil McGregor, Jordy Hultberg

2008-2009 Schedule vs. Rockets

Sat., Nov. 15 @ Toyota Center, 7:30 p.m.
Fri., Dec. 26 @ New Orleans Arena, 7 p.m.
Mon., Mar. 16 @ New Orleans Arena, 7 p.m.
Mon., Apr. 13 @ Toyota Center, 7:30 p.m.

All-Time Series Record

Regular Season: 31-18
Home: 16-8 Toyota Center: 4-5
Road: 15-10 New Orleans Arena: 4-3
Neutral: 0-0 Ford Center: 1-2
Playoffs: Never Met
Home: 0-0 Toyota Center: 0-0
Road: 0-0 New Orleans Arena: 0-0

2007-2008 Results (Even 2-2)

Jan. 13 @ Toyota Center, Hornets 87-82
Feb. 22 @ New Orleans Arena, Rockets 100-80
Mar. 8 @ Toyota Center, Rockets 106-96
Mar. 19 @ New Orleans Arena, Hornets 90-69

Series Information

Current Streak: Hornets, Won 1
Current Home Streak: Won 1
Current Road Streak: Lost 1
Longest Winning Streak: 9 (Apr. 10, 1990-Dec. 7, 1993)
Longest Losing Streak: 4 (2x: last Apr. 1, 2005-Jan. 14, 2006)
Biggest Winning Margin: 20 (100-80; Feb. 22, 2008)
Biggest Losing Margin: 21 (90-69; Mar. 19, 2008)
Most Points Scored: 123 (Apr. 14, 2007)
Most Points Allowed: 120 (Dec. 29, 1997)
Fewest Points Scored: 69 (Mar. 19, 2008)
Fewest Points Allowed: 73 (Feb. 1, 2002)

2007-2008 Rockets vs. Hornets

PLAYER	G-GS	MIN	FIELD GOALS		3-POINT FG		FT-FTA	PCT	REBOUNDS				PF-DQ	STL	TO	BLK	PTS	AVG
			FG-FGA	PCT	FG-FGA	PCT			OFF	DEF	TOT	AST						
McGrady	3-3	131	37-74	.500	6-17	.353	10-14	.714	3	11	14	18	3-0	2	9	2	90	30.0
Yao	2-2	77	23-45	.511	0-2	.000	12-16	.750	8	22	30	3	5-0	0	8	5	58	29.0
Alston	4-4	146	19-53	.358	7-24	.292	6-6	1.000	0	17	17	24	14-0	7	10	1	51	12.8
Scola	4-3	114	15-38	.395	0-0	---	4-4	1.000	9	24	33	3	13-1	3	5	0	34	8.5
Battier	4-4	155	12-28	.429	5-20	.250	2-2	1.000	9	14	23	8	6-0	1	3	1	31	7.8
Mutombo	2-2	53	6-10	.600	0-0	---	2-4	.500	5	14	19	0	3-0	0	1	3	14	7.0
Head	4-1	68	9-22	.409	5-11	.455	2-2	1.000	1	6	7	5	6-0	0	1	1	25	6.3
Wells	1-0	15	2-3	.667	0-0	---	2-4	.500	0	2	2	0	0-0	0	2	0	6	6.0
Green (TOT)	2-0	38	4-16	.250	2-5	.400	1-2	.500	0	5	5	5	4-0	0	6	0	11	5.5
Brooks	3-0	32	5-13	.385	1-7	.143	4-5	.800	0	1	1	3	6-0	1	3	0	15	5.0
Landry	2-0	34	4-6	.667	0-0	---	1-1	1.000	4	8	12	1	4-0	1	2	0	9	4.5
Novak	3-0	15	3-8	.375	2-5	.400	0-0	---	1	0	1	0	1-0	0	1	0	8	2.7
Hayes	4-1	80	5-9	.556	0-0	---	0-2	.000	5	17	22	3	8-0	5	5	0	10	2.5
Harris	1-0	12	1-3	.333	0-0	---	0-0	---	1	3	4	0	0-0	0	2	0	2	2.0
Jackson (HOU)	2-0	30	2-12	.167	0-4	.000	0-0	---	0	2	2	8	3-0	2	4	1	4	2.0
ROCKETS	4	960	143-324	.441	26-90	.289	45-60	.750	46	141	187	76	72-1	22	61	14	357	89.3
HORNETS	4	960	142-332	.428	22-56	.393	47-73	.644	47	117	164	74	63-1	36	45	21	353	88.3

2007-2008 Hornets vs. Rockets

PLAYER	G-GS	MIN	FIELD GOALS		3-POINT FG		FT-FTA	PCT	REBOUNDS				PF-DQ	STL	TO	BLK	PTS	AVG
			FG-FGA	PCT	FG-FGA	PCT			OFF	DEF	TOT	AST						
Wells (NO)	1-0	27	9-12	.750	1-1	1.000	6-7	.857	0	2	2	0	1-0	2	1	3	25	25.0
West	3-3	113	25-62	.403	0-0	---	19-22	.864	9	24	33	4	5-0	3	5	3	69	23.0
Paul	4-4	143	37-66	.561	6-14	.429	11-13	.846	3	10	13	43	7-0	11	15	0	91	22.8
Jackson	1-0	17	4-7	.571	1-3	.333	0-0	---	0	0	0	0	0-0	1	1	0	9	9.0
Stojakovic	4-4	135	13-40	.325	5-13	.385	3-3	1.000	6	10	16	4	5-0	3	1	0	34	8.5
Wright	3-0	59	12-19	.632	1-2	.500	0-4	.000	4	3	7	5	3-0	1	1	0	25	8.3
Chandler	4-4	152	15-33	.455	0-0	---	3-12	.250	11	43	54	6	17-1	3	8	8	33	8.3
Pargo	4-0	75	8-34	.235	3-8	.375	0-0	---	1	6	7	6	2-0	5	4	1	19	4.8
Peterson	4-4	89	8-26	.308	3-11	.273	0-0	---	6	8	14	1	8-0	1	3	0	19	4.8
Butler	2-0	26	3-8	.375	1-2	.500	2-3	.667	1	1	2	0	3-0	0	0	3	9	4.5
Armstrong	2-0	17	2-4	.500	0-0	---	0-0	---	2	3	5	1	1-0	1	1	2	4	2.0
Bowen	4-1	55	3-9	.333	0-0	---	1-3	.333	3	2	5	1	7-0	4	0	0	7	1.8
Ely	4-0	46	2-8	.250	0-0	---	2-6	.333	1	5	6	3	3-0	0	2	1	6	1.5
James (NO)	2-0	7	1-4	.250	1-2	.500	0-0	---	0	0	0	0	1-0	1	1	0	3	1.5
ROCKETS	4	960	142-332	.428	22-56	.393	47-73	.644	47	117	164	74	63-1	36	45	21	353	88.3
HORNETS	4	960	143-324	.441	26-90	.289	45-60	.750	46	141	187	76	72-1	22	61	14	357	89.3

NBA



New York Knicks

Madison Square Garden
Two Pennsylvania Plaza
New York, NY 10121-0091
(212) 465-6471



Mike D'Antoni

Directory

President & CEO Cablevision Systems Corporation,
Chairman, MSG Sports James L. Dolan
President, Basketball Operations Donnie Walsh
Head Coach Mike D'Antoni
Assistant Coaches Kenny Atkinson, Dan D'Antoni, Phil Weber,
Herb Williams, Greg Brittenham
Athletic Trainer Roger Hinds
Vice President, Public Relations Jonathan Supranowitz

General Information

2007-2008 Record 23-59, 5th Atlantic
Home Arena Madison Square Garden (19,763)
Team Colors Orange, White, Blue
Radio ESPN Radio 1050 AM, WADO 1280 AM
Gus Johnson, John Andariese, Alfredo Bejar,
Juan Antonio Cains, Clemson Smith-Muniz
Television MSG Network
Mike Breen, Walt Frazier

2008-2009 Schedule vs. Rockets

Sat., Jan. 10 @ Toyota Center, 7:30 p.m.
Mon., Jan. 26 @ Madison Square Garden, 6:30 p.m.

All-Time Series Record

Regular Season: 54-68
Home: 33-27 Toyota Center: 4-1
Road: 20-40 Madison Square Garden: 20-40
Neutral: 1-1
Playoffs: 6-4 (1975, 1994 - winning both series)
Home: 5-1 Toyota Center: 0-0
Road: 1-3 Madison Square Garden: 1-3

2007-2008 Results (Rockets 2-0)

Jan. 5 @ Toyota Center, Rockets 103-91
Jan. 9 @ Madison Square Garden, Rockets 101-92

Series Information

Current Streak: Rockets, Won 7
Current Home Streak: Won 3
Current Road Streak: Won 5
Longest Winning Streak: 7 (Jan. 21, 2005-Jan. 9, 2008)
Longest Losing Streak: 10 (Oct. 28, 1971-Jan. 12, 1973)
Biggest Winning Margin: 31 (111-79; Jan. 8, 2004)
Biggest Losing Margin: 30 (125-95; Feb. 11, 1993)
Most Points Scored: 139 (Mar. 19, 1980)
Most Points Allowed: 130 (Nov. 20, 1979)
Fewest Points Scored: 74 (2x: last Feb. 22, 1998)
Fewest Points Allowed: 71 (Jan. 21, 2004)

2007-2008 Rockets vs. Knicks

PLAYER	G-GS	MIN	FIELD GOALS		3-POINT FG		FT-FTA	PCT	REBOUNDS				PF-DQ	STL	TO	BLK	PTS	AVG
			FG-FGA	PCT	FG-FGA	PCT			OFF	DEF	TOT	AST						
Yao	2-2	80	26-42	.619	0-0	---	14-16	.875	6	13	19	9	5-0	1	7	6	66	33.0
Alston	2-2	82	13-31	.419	5-15	.333	3-4	.750	0	8	8	12	3-0	4	8	0	34	17.0
Scola	2-0	43	14-24	.583	0-0	---	1-3	.333	1	3	4	3	5-0	3	1	0	29	14.5
Brooks	2-0	35	9-13	.692	4-7	.571	2-2	1.000	1	3	4	1	2-0	1	1	0	24	12.0
Head	2-2	59	8-20	.400	3-9	.333	3-3	1.000	0	3	3	7	3-0	3	1	0	22	11.0
Wells	2-0	36	4-10	.400	1-3	.333	2-6	.333	0	3	3	1	3-0	3	2	0	11	5.5
Battier	2-2	76	5-15	.333	0-6	.000	0-0	---	4	7	11	9	1-0	3	0	7	10	5.0
Hayes	2-2	62	4-5	.800	0-0	---	0-0	---	5	12	17	2	6-0	3	4	0	8	4.0
Green (TOT)	1-0	1	0-0	---	0-0	---	0-0	---	1	0	1	0	0-0	0	0	0	0	0.0
Mutombo	1-0	7	0-1	.000	0-0	---	0-0	---	0	4	4	0	1-0	0	1	2	0	0.0
Williams (TOT)	2-0	10	0-0	---	0-0	---	0-0	---	1	1	2	0	1-0	0	1	0	0	0.0
ROCKETS	2	480	83-161	.516	13-40	.325	25-34	.735	17	56	73	44	29-0	21	25	15	204	102.0
KNICKERBOCKERS	2	480	71-159	.447	14-31	.452	27-40	.675	29	53	82	35	36-1	11	35	2	183	91.5

2007-2008 Knicks vs. Rockets

PLAYER	G-GS	MIN	FIELD GOALS		3-POINT FG		FT-FTA	PCT	REBOUNDS				PF-DQ	STL	TO	BLK	PTS	AVG
			FG-FGA	PCT	FG-FGA	PCT			OFF	DEF	TOT	AST						
Robinson	2-0	64	14-22	.636	8-10	.800	5-6	.833	1	3	4	7	8-1	1	3	0	41	20.5
Crawford	2-2	81	13-28	.464	4-9	.444	0-0	---	1	4	5	6	1-0	0	4	0	30	15.0
Curry	2-2	61	11-26	.423	0-0	---	8-14	.571	7	3	10	1	2-0	1	6	2	30	15.0
Randolph	2-2	69	11-29	.379	0-0	---	6-6	1.000	7	26	33	1	5-0	2	8	0	28	14.0
Marbury	2-2	82	10-25	.400	2-7	.286	4-7	.571	5	2	7	9	3-0	1	4	0	26	13.0
Lee	2-0	47	7-12	.583	0-0	---	2-5	.400	6	5	11	1	7-0	4	4	0	16	8.0
Jeffries	2-0	18	3-5	.600	0-0	---	0-0	---	0	1	1	2	3-0	0	0	0	6	3.0
Rose	2-0	15	2-5	.400	0-0	---	0-0	---	1	4	5	3	5-0	1	1	0	4	2.0
Richardson	2-2	33	0-5	.000	0-4	.000	2-2	1.000	1	3	4	4	2-0	1	3	0	2	1.0
Jones	1-0	11	0-2	.000	0-1	.000	0-0	---	0	2	2	1	0-0	0	0	0	0	0.0
KNICKERBOCKERS	2	480	71-159	.447	14-31	.452	27-40	.675	29	53	82	35	36-1	11	35	2	183	91.5
ROCKETS	2	480	83-161	.516	13-40	.325	25-34	.735	17	56	73	44	29-0	21	25	15	204	102.0



Oklahoma City Thunder

211 N. Robinson
Suite 300
Oklahoma City, OK 73102
(405) 208-4800



P.J. Carlesimo

Directory

Chairman Clayton Bennett
General Manager Sam Presti
Head Coach P.J. Carlesimo
Assistant Coaches Paul Westhead, Scott Brooks,
Mark Bryant, Ralph Lewis
Athletic Trainer Joe Sharpe
Director, Basketball Communications Brian Facchini

General Information

2007-2008 Record 20-62, 5th Northwest
Home Arena Ford Center (19,134)
Team Colors Thunder Blue, Thunder Red,
Thunder Yellow, Thunder Dark Blue
Radio WWLS 640 AM
Matt Pinto
Television TBD
TBD

2008-2009 Schedule vs. Rockets

Sat., Nov. 1 @ Toyota Center, 7:30 p.m.
Mon., Nov. 17 @ Ford Center, 7 p.m.
Fri., Jan. 9 @ Ford Center, 7 p.m.

All-Time Series Record

Regular Season: 87-93
Home: 54-34 Toyota Center: 7-3
Road: 29-55 Ford Center: 0-0
Neutral: 4-4
Playoffs: 11-20 (1982, 1987, 1989, 1993, 1996,
1997 - winning one series)
Home: 8-7 Toyota Center: 0-0
Road: 3-13 Ford Center: 0-0

2007-2008 Results (Rockets 4-0)

Jan. 21 @ Toyota Center, Rockets 96-89
Jan. 23 @ KeyArena, Rockets 109-107
Apr. 4 @ KeyArena, Rockets 79-66
Apr. 9 @ Toyota Center, Rockets 103-80

Series Information

Current Streak: Rockets, Won 7
Current Home Streak: Won 7
Current Road Streak: Won 3
Longest Winning Streak: 7 (Jan. 3, 2007-Apr. 9, 2008)
Longest Losing Streak: 9 (Apr. 16, 1994-Apr. 15, 1996)
Biggest Winning Margin: 40 (113-73; Apr. 13, 1997)
Biggest Losing Margin: 56 (136-80; Dec. 6, 1986)
Most Points Scored: 148 (Nov. 14, 1969)
Most Points Allowed: 143 (Nov. 15, 1980)
Fewest Points Scored: 79 (Apr. 4, 2008)
Fewest Points Allowed: 66 (Apr. 4, 2008)

2007-2008 Rockets vs. Sonics

PLAYER	G-GS	MIN	FIELD GOALS		3-POINT FG		FT-FTA	PCT	REBOUNDS				PF-DQ	STL	TO	BLK	PTS	AVG
			FG-FGA	PCT	FG-FGA	PCT			OFF	DEF	TOT	AST						
Yao	2-2	80	18-32	.563	0-0	---	20-24	.833	13	16	29	8	3-0	0	5	4	56	28.0
McGrady	3-1	106	31-65	.477	1-9	.111	7-14	.500	2	12	14	16	3-0	0	6	3	70	23.3
Alston	3-3	108	17-46	.370	7-17	.412	7-10	.700	1	8	9	19	8-0	5	7	0	48	16.0
Wells	2-2	46	8-20	.400	0-1	.000	4-4	1.000	1	3	4	5	3-0	1	5	1	20	10.0
Jackson (HOU)	2-1	53	8-22	.364	4-10	.400	0-0	---	1	2	3	11	4-0	1	4	0	20	10.0
Battier	4-4	136	13-31	.419	7-19	.368	2-2	1.000	7	14	21	9	6-0	6	2	3	35	8.8
Landry	4-0	66	12-18	.667	0-0	---	7-17	.412	3	9	12	0	12-1	1	2	2	31	7.8
Head	4-1	55	11-22	.500	3-9	.333	2-3	.667	2	4	6	4	4-0	1	5	1	27	6.8
Scola	4-2	111	11-29	.379	0-0	---	4-8	.500	6	26	32	8	11-0	3	3	2	26	6.5
Brooks	4-0	46	8-16	.500	5-9	.556	3-3	1.000	1	4	5	7	6-0	0	5	1	24	6.0
Williams (TOT)	1-0	9	2-2	1.000	0-0	---	2-4	.500	1	1	2	0	0-0	0	0	0	6	6.0
Novak	3-0	31	6-14	.429	5-11	.455	0-0	---	0	3	3	1	0-0	0	1	0	17	5.7
Mutombo	2-2	35	2-3	.667	0-0	---	3-4	.750	4	4	8	0	6-0	1	1	4	7	3.5
Hayes	4-2	73	3-8	.375	0-0	---	0-0	---	3	17	20	6	11-0	4	0	5	6	1.5
Green (TOT)	2-0	11	0-3	.000	0-2	.000	0-0	---	1	0	1	1	3-0	0	0	0	0	0.0
Harris	2-0	12	0-1	.000	0-0	---	0-0	---	1	2	3	0	1-0	0	0	0	0	0.0
Woods	2-0	3	0-0	---	0-0	---	0-0	---	0	1	1	0	0-0	0	0	0	0	0.0
ROCKETS	4	960	148-327	.453	32-85	.376	59-89	.663	45	125	170	94	78-1	23	48	26	387	96.8
SUPERSONICS	4	960	138-344	.401	7-36	.194	59-77	.766	52	117	169	80	79-2	29	52	13	342	85.5

2007-2008 Sonics vs. Rockets

PLAYER	G-GS	MIN	FIELD GOALS		3-POINT FG		FT-FTA	PCT	REBOUNDS				PF-DQ	STL	TO	BLK	PTS	AVG
			FG-FGA	PCT	FG-FGA	PCT			OFF	DEF	TOT	AST						
Szczerbiak	2-0	56	14-28	.500	2-7	.286	7-7	1.000	0	10	10	4	3-0	2	3	0	37	18.5
Durant	4-4	142	28-76	.368	2-8	.250	9-12	.750	5	10	15	11	4-0	4	9	3	67	16.8
Thomas	2-2	56	10-14	.714	0-0	---	4-5	.800	7	9	16	2	10-1	2	0	0	24	12.0
Watson	4-4	118	18-41	.439	1-4	.250	4-6	.667	2	7	9	27	3-0	4	5	2	41	10.3
Collison	4-4	138	14-36	.389	0-0	---	8-10	.800	14	35	49	4	13-0	3	7	4	36	9.0
Green	4-4	113	12-41	.293	0-3	.000	7-9	.778	4	7	11	6	12-0	1	9	1	31	7.8
Ridnour	4-0	83	10-27	.370	1-7	.143	8-8	1.000	1	4	5	20	8-0	2	6	1	29	7.3
Wilkins	3-0	58	9-21	.429	1-6	.167	2-3	.667	0	2	2	3	1-0	0	1	0	21	7.0
Griffin (SEA)	1-0	27	4-8	.500	0-0	---	1-1	1.000	3	3	6	0	6-1	2	3	0	9	9.0
Petro	4-1	80	11-27	.407	0-0	---	4-6	.667	10	18	28	0	10-0	5	2	1	26	6.5
Wilks (TOT)	1-0	10	2-4	.500	1-1	1.000	0-0	---	1	2	3	0	1-0	2	0	0	5	5.0
Wilcox	2-0	34	3-11	.273	0-0	---	3-8	.375	2	4	6	2	6-0	0	2	1	9	4.5
Marshall (SEA)	1-0	10	1-2	.500	0-1	.000	0-0	---	0	2	2	0	0-0	2	1	0	2	2.0
Eison (SEA)	2-1	36	4-11	.364	0-0	---	0-0	---	3	3	6	0	3-0	1	2	0	8	4.0
Gill (TOT)	1-0	11	1-2	.500	0-0	---	0-0	---	0	2	2	4	0-0	0	0	0	2	2.0
Dupree (SEA)	2-0	10	0-1	.000	0-0	---	2-2	1.000	1	3	4	1	0-0	1	0	0	2	1.0
SUPERSONICS	4	960	138-344	.401	7-36	.194	59-77	.766	52	117	169	80	79-2	29	52	13	342	85.5
ROCKETS	4	960	148-327	.453	32-85	.376	59-89	.663	45	125	170	94	78-1	23	48	26	387	96.8

NBA



Philadelphia 76ers

3601 South Broad Street
Philadelphia, PA 19148
(215) 339-7600



Maurice Cheeks

Directory

Chairman, Comcast-Spectacor Ed Snider
President & General Manager Ed Stefanski
Senior VP/Assistant General Manager Tony DiLeo
Head Coach Maurice Cheeks
Assistant Coaches John Loyer, Jim Lynam,
 Jeff Ruland, Bernard Smith
Athletic Trainer Kevin Johnson
Director, Public Relations Michael Preston

General Information

2007-2008 Record 40-42, 3rd Atlantic
Home Arena Wachovia Center (20,318)
Team Colors Red, White, Blue, Gold, Silver
Radio TBD
 Tom McGinnis
Television Comcast SportsNet, CN8, WPSG (CW-57)
 Marc Zumoff, Bob Salmi

2008-2009 Schedule vs. Rockets

Tue., Jan. 6 @ Wachovia Center, 6 p.m.
 Wed., Jan. 28 @ Toyota Center, 7:30 p.m.

All-Time Series Record

Regular Season: 61-61
 Home: 37-22 Toyota Center: 3-2
 Road: 21-36 Wachovia Center: 8-3
 Neutral: 3-3
Playoffs: 2-4 (1977 - losing the series)
 Home: 1-2 Toyota Center: 0-0
 Road: 1-2 Wachovia Center: 0-0

2007-2008 Results (76ers 2-0)

Dec. 10 @ Wachovia Center, 76ers 100-88
 Jan. 15 @ Toyota Center, 76ers 111-107

Series Information

Current Streak: 76ers, Won 2
Current Home Streak: Lost 1
Current Road Streak: Lost 1
Longest Winning Streak: 11 (Feb. 20, 1992-Jan. 10, 1997)
Longest Losing Streak: 5 (3x: last Dec. 28, 1982-Jan. 11, 1985)
Biggest Winning Margin: 50 (124-74; Mar. 18, 2007)
Biggest Losing Margin: 33 (134-101; Mar. 5, 1968)
Most Points Scored: 149 (Feb. 16, 1993)
Most Points Allowed: 159 (Jan. 25, 1970)
Fewest Points Scored: 73 (Dec. 8, 1999)
Fewest Points Allowed: 66 (Nov. 17, 2003)

2007-2008 Rockets vs. 76ers

PLAYER	G-GS	MIN	FIELD GOALS		3-POINT FG		FT-FTA	PCT	REBOUNDS				PF-DQ	STL	TO	BLK	PTS	AVG
			FG-FGA	PCT	FG-FGA	PCT			OFF	DEF	TOT	AST						
Alston	1-1	41	7-17	.412	3-7	.429	3-4	.750	1	4	5	4	5-0	2	6	1	20	20.0
Yao	2-2	75	11-22	.500	0-0	---	15-16	.938	3	14	17	1	6-0	0	5	2	37	18.5
Head	2-1	71	12-32	.375	6-19	.316	4-5	.800	2	1	3	9	2-0	1	4	0	34	17.0
Wells	2-0	49	11-22	.500	0-4	.000	9-11	.818	4	9	13	1	6-0	3	5	0	31	15.5
James	1-0	29	5-13	.385	0-3	.000	2-2	1.000	1	6	7	3	4-0	1	3	0	12	12.0
McGrady	1-1	25	5-8	.625	0-1	.000	2-2	1.000	0	1	1	3	0-0	1	4	0	12	12.0
Battier	2-2	75	8-12	.667	4-7	.571	0-0	---	4	4	8	2	4-0	3	2	2	20	10.0
Jackson (TOT)	2-0	40	6-14	.429	3-9	.333	2-2	1.000	0	7	7	2	1-0	4	0	0	17	8.5
Scola	2-0	44	4-11	.364	0-0	---	6-6	1.000	5	5	10	4	5-0	2	0	0	14	7.0
Brooks	1-0	11	2-4	.500	0-2	.000	2-2	1.000	1	0	1	2	4-0	1	2	0	6	6.0
Landry	2-0	8	2-2	1.000	0-0	---	0-0	---	3	2	5	1	0-0	0	0	0	4	2.0
Snyder	1-0	12	1-5	.200	0-1	.000	0-0	---	1	1	2	1	3-0	0	3	0	2	2.0
Francis	1-1	11	0-3	.000	0-1	.000	1-2	.500	1	0	1	3	1-0	0	3	0	1	1.0
Hayes	2-2	28	1-2	.500	0-0	---	0-0	---	3	7	10	3	4-0	1	3	2	2	1.0
ROCKETS	2	480	69-153	.451	13-45	.289	44-50	.880	29	54	83	36	44-0	15	41	7	195	97.5
76ERS	2	480	82-164	.500	6-12	.500	41-57	.719	23	44	67	47	40-0	23	22	8	211	105.5

2007-2008 76ers vs. Rockets

PLAYER	G-GS	MIN	FIELD GOALS		3-POINT FG		FT-FTA	PCT	REBOUNDS				PF-DQ	STL	TO	BLK	PTS	AVG
			FG-FGA	PCT	FG-FGA	PCT			OFF	DEF	TOT	AST						
Miller	2-2	78	16-29	.552	0-0	---	11-15	.733	3	2	5	18	1-0	6	8	1	43	21.5
Williams	1-0	23	7-13	.538	0-0	---	4-5	.800	1	0	1	6	3-0	3	1	0	18	18.0
Green	2-2	60	14-26	.538	2-4	.500	5-6	.833	1	5	6	6	2-0	2	1	0	35	17.5
Iguodala	2-2	76	10-20	.500	1-2	.500	12-13	.923	2	8	10	7	3-0	3	3	0	33	16.5
Korver	1-0	27	5-7	.714	2-2	1.000	2-3	.667	0	3	3	0	5-0	3	4	0	14	14.0
Dalembert	2-2	69	13-22	.591	0-0	---	1-2	.500	7	12	19	1	8-0	0	1	4	27	13.5
Young	2-0	38	7-18	.389	0-0	---	2-3	.667	4	3	7	1	1-0	3	0	0	16	8.0
Evans	2-2	35	4-8	.500	0-0	---	4-7	.571	1	4	5	3	5-0	3	1	0	12	6.0
Smith	2-0	23	3-8	.375	0-0	---	0-1	.000	4	3	7	1	6-0	0	2	0	6	3.0
Olle	2-0	18	2-5	.400	0-1	.000	0-0	---	0	2	2	3	1-0	0	0	0	4	2.0
Carney	2-0	15	1-4	.250	1-3	.333	0-0	---	0	0	0	0	1-0	0	1	2	3	1.5
Amundson	1-0	2	0-1	.000	0-0	---	0-0	---	0	0	0	0	1-0	0	0	0	0	0.0
Booth	2-0	16	0-3	.000	0-0	---	0-2	.000	0	2	2	1	3-0	0	0	1	0	0.0
76ERS	2	480	82-164	.500	6-12	.500	41-57	.719	23	44	67	47	40-0	23	22	8	211	105.5
ROCKETS	2	480	69-153	.451	13-45	.289	44-50	.880	29	54	83	36	44-0	15	41	7	195	97.5

NBA



Phoenix Suns

201 E. Jefferson Street
Phoenix, AZ 85004
(602) 379-7900



Terry Porter

Directory

Managing Partner Robert Sarver
Chairman Jerry Colangelo
President, Basketball Operations/GM Steve Kerr
Head Coach Terry Porter
Assistant Coaches Alvin Gentry, Bill Cartwright,
 Dan Majerle, Igor Kokoskov
Athletic Trainer Aaron Nelson
Vice President, Basketball Communications Julie Fie

General Information

2007-2008 Record 55-27, 2nd Pacific
Home Arena US Airways Center (18,422)
Team Colors Purple, Orange, Black
Radio KTAR 620 AM, KSUN 1400 AM
 Al McCoy, Tim Kempton, Gerardo Romo, Arturo Ochoa
Television my45, FSN Arizona
 Gary Bender, Tom Leander, Eddie Johnson, Scott Williams

2008-2009 Schedule vs. Rockets

Wed., Nov. 12 @ US Airways Center, 9:30 p.m.
 Fri., Mar. 6 @ Toyota Center, 7:30 p.m.
 Wed., Apr. 1 @ US Airways Center, 9 p.m.

All-Time Series Record

Regular Season: 81-93

Home: 52-35 Toyota Center: 3-7
 Road: 28-58 US Airways Center: 13-18
 Neutral: 1-0

Playoffs: 8-6 (1994, 1995 - winning both series)

Home: 4-3 Toyota Center: 0-0
 Road: 4-3 US Airways Center: 4-3

2007-2008 Results (Even 2-2)

Nov. 17 @ Toyota Center, Suns 115-105
 Nov. 28 @ US Airways Center, Rockets 100-94
 Mar. 22 @ US Airways Center, Suns 122-113
 Apr. 11 @ Toyota Center, Rockets 101-90

Series Information

Current Streak: Rockets, Won 1
Current Home Streak: Won 1
Current Road Streak: Lost 1
Longest Winning Streak: 5 (Dec. 6, 1968-Feb. 7, 1969)
Longest Losing Streak: 7 (Oct. 16, 1969-Mar. 22, 1970)
Biggest Winning Margin: 27 (131-104; Feb. 25, 1993)
Biggest Losing Margin: 34 (109-75; Feb. 16, 2006)
Most Points Scored: 141 (Mar. 15, 1969)
Most Points Allowed: 146 (Mar. 9, 1969)
Fewest Points Scored: 71 (Apr. 25, 1999)
Fewest Points Allowed: 75 (Mar. 16, 2003)

2007-2008 Rockets vs. Suns

PLAYER	G-GS	MIN	FIELD GOALS		3-POINT FG		FT-FTA	PCT	REBOUNDS				PF-DQ	STL	TO	BLK	PTS	AVG
			FG-FGA	PCT	FG-FGA	PCT			OFF	DEF	TOT	AST						
McGrady	3-3	112	28-73	.384	2-9	.222	12-26	.462	3	19	22	22	4-0	2	8	2	70	23.3
Yao	2-2	63	16-36	.444	0-0	---	11-13	.846	4	15	19	3	7-0	0	9	2	43	21.5
Scola	4-2	122	30-52	.577	0-0	---	3-6	.500	10	19	29	6	14-1	5	2	1	63	15.8
Landry	2-0	37	10-16	.625	0-0	---	3-4	.750	8	4	12	3	6-0	0	0	0	23	11.5
Alston	4-4	118	17-45	.378	7-13	.538	1-2	.500	4	12	16	11	5-0	5	3	0	42	10.5
James	2-1	42	8-16	.500	2-4	.500	3-4	.750	1	2	3	3	2-0	0	2	0	21	10.5
Battier	3-3	105	11-23	.478	4-8	.500	4-4	1.000	2	10	12	6	10-0	4	1	3	30	10.0
Francis	2-0	50	7-19	.368	1-5	.200	2-2	1.000	2	2	4	9	6-0	3	1	2	17	8.5
Snyder	1-0	15	3-8	.375	0-4	.000	2-4	.500	1	0	1	3	1-0	0	1	0	8	8.0
Jackson (TOT)	5-0	104	15-34	.441	4-11	.364	5-8	.625	1	11	12	6	10-0	2	1	0	39	7.8
Jackson (HOU)	2-0	43	11-20	.550	1-2	.500	3-6	.500	0	6	6	2	3-0	2	0	0	26	13.0
Head	3-1	64	9-24	.375	4-10	.400	0-0	---	2	4	6	4	3-0	6	3	0	22	7.3
Mutombo	2-2	58	5-7	.714	0-0	---	4-4	1.000	2	9	11	0	6-0	1	1	4	14	7.0
Brooks	2-0	21	5-6	.833	1-2	.500	1-2	.500	0	2	2	3	4-0	0	1	0	12	6.0
Hayes	4-2	64	8-14	.571	0-0	---	0-0	---	8	7	15	4	8-0	3	0	1	16	4.0
Williams (TOT)	2-0	18	3-4	.750	0-0	---	0-2	.000	4	8	12	0	0-0	0	0	2	6	3.0
Novak	2-0	11	2-3	.667	1-1	1.000	0-0	---	0	0	0	0	0-0	1	0	0	5	2.5
Woods	1-0	3	1-1	1.000	0-0	---	0-0	---	0	0	0	0	1-0	0	0	0	2	2.0
Wells	2-0	29	1-9	.111	1-1	1.000	0-2	.000	3	5	8	2	2-0	0	4	0	3	1.5
Green (TOT)	1-0	11	0-5	.000	0-1	.000	1-2	.500	2	3	5	0	0-0	0	1	0	1	1.0
Harris	2-0	2	0-0	---	0-0	---	2-2	1.000	0	0	0	0	0-0	0	0	0	2	1.0
ROCKETS	4	960	172-372	.462	24-59	.407	51-81	.630	50	116	166	81	82-1	32	36	15	419	104.8
SUNS	4	960	151-296	.510	28-64	.438	91-112	.813	27	136	163	92	82-0	22	68	27	421	105.3

2007-2008 Suns vs. Rockets

PLAYER	G-GS	MIN	FIELD GOALS		3-POINT FG		FT-FTA	PCT	REBOUNDS				PF-DQ	STL	TO	BLK	PTS	AVG
			FG-FGA	PCT	FG-FGA	PCT			OFF	DEF	TOT	AST						
Stoudemire	4-4	148	39-65	.600	0-1	.000	43-46	.935	10	36	46	2	18-0	4	12	8	121	30.3
O'Neal (PHO)	2-2	68	15-22	.682	0-0	---	8-13	.692	7	17	24	5	9-0	0	9	1	39	19.5
Marton	2-2	83	12-26	.462	3-8	.375	9-16	.563	2	18	20	5	9-0	6	4	8	38	18.0
Nash	4-4	144	24-50	.480	9-16	.563	12-12	1.000	3	12	15	35	6-0	1	15	0	69	17.3
Barbosa	4-2	145	23-44	.523	10-19	.526	2-5	.400	0	12	12	12	11-0	4	12	4	58	14.5
Hill	4-4	139	12-32	.375	0-3	.000	5-7	.714	0	13	13	17	9-0	5	2	3	29	7.3
Diaw	4-0	92	10-22	.455	1-2	.500	6-7	.857	2	14	16	11	11-0	0	7	1	27	6.8
Grincek (PHO)	2-0	40	7-14	.500	1-4	.250	5-5	1.000	1	1	2	3	3-0	1	2	0	20	10.0
Piatkowski	1-0	7	2-3	.667	2-3	.667	0-0	---	0	0	0	0	0-0	0	1	0	6	6.0
Bell	2-2	58	4-14	.286	2-8	.250	0-0	---	0	5	5	2	5-0	0	1	0	10	5.0
Skinner	3-0	35	3-4	.750	0-0	---	0-1	.000	2	8	10	0	5-0	1	3	2	6	2.0
Strawberry	1-0	1	0-0	---	0-0	---	0-0	---	0	0	0	0	0-0	0	0	0	0	0.0
SUNS	4	960	151-296	.510	28-64	.438	91-112	.813	27	136	163	92	82-0	22	68	27	421	105.3
ROCKETS	4	960	172-372	.462	24-59	.407	51-81	.630	50	116	166	81	82-1	32	36	15	419	104.8

NBA



Portland Trail Blazers

One Center Court
Suite 200
Portland, OR 97227
(503) 234-9291



Nate McMillan

Directory

Owner Paul Allen
President Larry Miller
General Manager Kevin Pritchard
Head Coach Nate McMillan
Lead Assistant Coach Dean Demopoulos
Assistant Coaches Monty Williams, Maurice Lucas, Joe Prunty
Athletic Trainer Jay Jenson
Vice President, Communications Cheri Hanson

General Information

2007-2008 Record 41-41, 3rd Northwest
Home Arena The Rose Garden (19,980)
Team Colors Scarlet, Black, White
Radio The Game 95.5 FM
Brian Wheeler, Antonio Harvey
Television KGW (Ch. 8), Comcast SportsNet
Mike Barrett, Mike Rice

2008-2009 Schedule vs. Rockets

Thu., Nov. 6 @ The Rose Garden, 9:30 p.m.
Tue., Feb. 24 @ Toyota Center, 7:30 p.m.
Sun., Apr. 5 @ Toyota Center, 6 p.m.

All-Time Series Record

Regular Season: 87-71
Home: 49-29 Toyota Center: 8-1
Road: 36-42 The Rose Garden: 13-12
Neutral: 2-0
Playoffs: 6-2 (1987, 1994 - winning both series)
Home: 4-0 Toyota Center: 0-0
Road: 2-2 The Rose Garden: 0-0

2007-2008 Results (Rockets 4-0)

Nov. 3 @ Toyota Center, Rockets 89-80
Jan. 25 @ The Rose Garden, Rockets 89-79
Feb. 11 @ Toyota Center, Rockets 95-83
Apr. 3 @ The Rose Garden, Rockets 95-86

Series Information

Current Streak: Rockets, Won 5
Current Home Streak: Won 2
Current Road Streak: Won 3
Longest Winning Streak: 9 (Dec. 9, 2003-Mar. 5, 2006)
Longest Losing Streak: 9 (Nov. 11, 1982-Mar. 31, 1984)
Biggest Winning Margin: 30 (99-69; Jan. 26, 2007)
Biggest Losing Margin: 40 (111-71; Mar. 7, 1999)
Most Points Scored: 136 (Nov. 16, 1970)
Most Points Allowed: 141 (Mar. 16, 1973)
Fewest Points Scored: 66 (Apr. 8, 2003)
Fewest Points Allowed: 69 (Jan. 26, 2007)

2007-2008 Rockets vs. Trail Blazers

PLAYER	G-GS	MIN	FIELD GOALS		3-POINT FG		FT-FTA	PCT	REBOUNDS				PF-DQ	STL	TO	BLK	PTS	AVG
			FG-FGA	PCT	FG-FGA	PCT			OFF	DEF	TOT	AST						
McGrady	4-3	157	33-81	.407	8-21	.381	8-8	1.000	3	14	17	22	7-0	5	11	3	82	20.5
Yao	3-3	104	17-36	.472	0-0	---	23-27	.852	6	23	29	2	12-0	2	12	0	57	19.0
Alston	3-3	83	13-29	.448	4-10	.400	4-4	1.000	2	8	10	14	2-0	4	9	0	34	11.3
Mutombo	1-1	26	3-6	.500	0-0	---	5-6	.833	2	3	5	0	1-0	1	0	3	11	11.0
Jackson (TOT)	4-1	85	14-36	.389	6-20	.300	2-2	1.000	2	8	10	9	8-0	3	1	0	36	9.0
Jackson (HOU)	1-1	23	4-9	.444	1-4	.250	2-2	1.000	0	3	3	4	2-0	1	0	0	11	11.0
James	2-0	26	5-15	.333	3-7	.429	4-4	1.000	1	2	3	1	3-0	0	0	0	17	8.5
Brooks	3-0	62	7-19	.368	3-9	.333	8-8	1.000	0	5	5	9	2-0	1	3	0	25	8.3
Battier	4-4	139	12-29	.414	9-20	.450	0-1	.000	7	11	18	6	8-0	3	2	2	33	8.3
Wells	3-0	61	8-19	.421	0-1	.000	8-10	.800	3	11	14	4	9-0	1	4	0	24	8.0
Green (TOT)	2-0	30	6-17	.353	3-5	.600	0-1	.000	0	5	5	2	4-0	0	1	0	15	7.5
Scola	4-2	109	12-30	.400	0-1	.000	6-10	.600	10	20	30	7	14-0	6	4	0	30	7.5
Landry	3-0	58	8-13	.615	0-0	---	3-5	.600	7	5	12	1	8-0	0	2	0	19	6.3
Head	3-1	54	5-9	.556	1-5	.200	4-5	.800	0	10	10	8	1-0	2	6	0	15	5.0
Hayes	4-2	56	5-9	.556	0-0	---	0-0	---	2	8	10	1	5-0	4	1	2	10	2.5
Harris	1-0	0	0-0	---	0-0	---	0-0	---	0	0	0	0	0-0	0	0	0	0	0.0
Novak	2-0	2	0-0	---	0-0	---	0-0	---	0	0	0	0	0-0	0	0	0	0	0.0
ROCKETS	4	960	132-304	.434	29-78	.372	75-90	.833	43	123	166	79	74-0	30	56	10	368	92.0
TRAIL BLAZERS	4	960	124-305	.407	13-41	.317	67-88	.761	41	114	155	59	79-0	25	58	15	328	82.0

2007-2008 Trail Blazers vs. Rockets

PLAYER	G-GS	MIN	FIELD GOALS		3-POINT FG		FT-FTA	PCT	REBOUNDS				PF-DQ	STL	TO	BLK	PTS	AVG
			FG-FGA	PCT	FG-FGA	PCT			OFF	DEF	TOT	AST						
Roy	3-3	117	23-48	.479	2-6	.333	13-21	.619	0	9	9	15	5-0	5	7	2	61	20.3
Aldridge	4-4	146	32-75	.427	1-1	1.000	14-16	.875	9	14	23	8	16-0	4	8	6	79	19.8
Webster	3-3	82	12-26	.462	3-8	.375	5-9	.556	4	11	15	1	8-0	2	8	1	32	10.7
Outlaw	4-1	115	12-39	.308	3-5	.600	11-14	.786	1	12	13	3	10-0	2	5	3	38	9.5
Jack	4-2	104	13-30	.433	3-7	.429	3-3	1.000	2	8	10	7	9-0	0	8	0	32	8.0
Frye	4-0	73	9-24	.375	0-1	.000	11-12	.917	8	10	18	3	9-0	0	1	0	29	7.3
Blake	4-3	123	11-26	.423	1-5	.200	2-2	1.000	4	12	16	16	3-0	5	7	0	25	6.3
Przybilla	4-4	103	7-14	.500	0-1	.000	5-7	.714	10	27	37	0	12-0	1	5	3	19	4.8
Rodriguez	3-0	28	3-8	.375	0-0	---	0-0	---	0	1	1	3	3-0	3	2	0	6	2.0
LaFrentz	2-0	7	1-1	1.000	0-0	---	1-2	.500	1	2	3	1	2-0	0	0	0	3	1.5
Jones	3-0	58	1-13	.077	0-7	.000	2-2	1.000	2	8	10	2	4-0	2	3	0	4	1.3
Green	1-0	3	0-1	.000	0-0	---	0-0	---	0	0	0	0	0-0	1	0	0	0	0.0
Wafer (TOT)	1-0	4	0-1	.000	0-1	.000	0-0	---	0	0	0	0	0-0	0	0	0	0	0.0
TRAIL BLAZERS	4	960	124-305	.407	13-41	.317	67-88	.761	41	114	155	59	79-0	25	58	15	328	82.0
ROCKETS	4	960	132-304	.434	29-78	.372	75-90	.833	43	123	166	79	74-0	30	56	10	368	92.0

NBA



Sacramento Kings

One Sports Parkway
Sacramento, CA 95834
(916) 455-4647



Reggie Theus

Directory

Ownership Maloof Sports and Entertainment
 President, Basketball Operations Geoff Petrie
 President John Thomas
 Head Coach Reggie Theus
 Assistant Coaches Kenny Natt, Chuck Person, Rex Kalamian,
 Jason Hamm, Randy Brown, Bubba Burrage
 Athletic Trainer Pete Youngman
 VP, Media Relations/Basketball Operations Troy Hanson

General Information

2007-2008 Record 38-44, 4th Pacific
 Home Arena ARCO Arena (17,317)
 Team Colors Purple, Black, Silver
 Radio KHTK 1140 AM
 Gary Gerould, Jim Kozimor
 Television News10, Comcast SportsNet
 Grant Napear, Jerry Reynolds

2008-2009 Schedule vs. Rockets

Fri., Dec. 19 @ Toyota Center, 7:30 p.m.
 Wed., Feb. 11 @ Toyota Center, 7:30 p.m.
 Thu., Apr. 9 @ ARCO Arena, 9 p.m.

All-Time Series Record

Regular Season: 102-81

Home: 64-27 Toyota Center: 5-4
 Road: 37-52 ARCO Arena: 20-19
 Neutral: 1-2

Playoffs: 7-1 (1981, 1986 - winning both series)

Home: 4-0 Toyota Center: 0-0
 Road: 3-1 ARCO Arena: 0-0

2007-2008 Results (Even 2-2)

Dec. 1 @ ARCO Arena, Kings 107-99
 Feb. 13 @ Toyota Center, Rockets 89-87
 Mar. 24 @ Toyota Center, Rockets 108-100
 Apr. 1 @ ARCO Arena, Kings 99-98

Series Information

Current Streak: Kings, Won 1
 Current Home Streak: Won 3
 Current Road Streak: Lost 2
 Longest Winning Streak: 11 (Nov. 1, 1996-Mar. 28, 1999)
 Longest Losing Streak: 9 (Nov. 28, 2000-Dec. 1, 2002)
 Biggest Winning Margin: 40 (133-93; Dec. 12, 1995)
 Biggest Losing Margin: 36 (113-77; Nov. 19, 2001)
 Most Points Scored: 151 (Mar. 12, 1970)
 Most Points Allowed: 165 (Mar. 12, 1970)
 Fewest Points Scored: 74 (2x: last Nov. 28, 2003)
 Fewest Points Allowed: 77 (Nov. 2, 1998)

2007-2008 Rockets vs. Kings

PLAYER	G-GS	MIN	FIELD GOALS		3-POINT FG		FT-FTA	PCT	REBOUNDS				PF-DQ	STL	TO	BLK	PTS	AVG
			FG-FGA	PCT	FG-FGA	PCT			OFF	DEF	TOT	AST						
Yao	2-2	77	17-30	.567	0-0	---	20-21	.952	11	14	25	2	11-1	0	8	5	54	27.0
McGrady	4-4	166	34-89	.382	7-23	.304	24-29	.828	3	17	20	19	8-0	7	14	0	99	24.8
Alston	4-4	150	24-57	.421	9-22	.409	15-22	.682	3	9	12	28	3-0	3	8	0	72	18.0
Battier	4-4	167	16-41	.390	4-18	.222	7-10	.700	10	11	21	7	11-0	4	2	8	43	10.8
Scola	4-3	81	12-21	.571	0-0	---	13-14	.929	3	14	17	3	13-0	2	5	1	37	9.3
Mutombo	2-2	38	6-6	1.000	0-0	---	5-8	.625	6	10	16	0	4-0	0	2	3	17	8.5
James	1-0	16	2-5	.333	1-4	.250	2-2	1.000	0	2	2	1	4-0	1	1	0	7	7.0
Jackson (TOT)	4-0	52	7-20	.350	2-9	.222	3-4	.750	2	5	7	4	1-0	3	2	0	19	4.8
Jackson (HOU)	2-0	25	5-10	.500	1-5	.200	3-4	.750	2	3	5	2	1-0	1	1	0	14	7.0
Head	3-0	33	6-13	.462	1-4	.250	0-0	---	1	4	5	1	5-0	1	2	0	13	4.3
Hayes	4-1	92	6-16	.375	0-0	---	4-5	.800	8	14	22	5	13-0	4	4	3	16	4.0
Wells	2-0	46	4-12	.333	0-0	---	0-2	.000	2	11	13	5	7-0	3	3	1	8	4.0
Novak	1-0	7	1-2	.500	1-2	.500	0-0	---	0	1	1	0	0-0	0	0	0	3	3.0
Landry	3-0	53	2-9	.222	0-0	---	4-4	1.000	8	11	19	2	10-0	4	4	1	8	2.7
Brooks	2-0	8	1-3	.333	1-2	.500	0-0	---	1	1	2	1	1-0	0	0	1	3	1.5
ROCKETS	4	960	136-315	.432	25-80	.313	97-121	.802	58	122	180	76	91-1	30	57	23	394	98.5
KINGS	4	960	146-305	.479	23-38	.397	78-104	.750	30	106	136	73	86-1	32	52	12	393	98.3

2007-2008 Kings vs. Rockets

PLAYER	G-GS	MIN	FIELD GOALS		3-POINT FG		FT-FTA	PCT	REBOUNDS				PF-DQ	STL	TO	BLK	PTS	AVG
			FG-FGA	PCT	FG-FGA	PCT			OFF	DEF	TOT	AST						
Artest	4-4	167	39-81	.481	10-19	.526	15-25	.600	4	13	17	16	12-0	13	12	1	103	25.8
Martin	4-4	143	26-54	.481	5-12	.417	26-29	.897	3	6	9	10	13-1	2	8	0	83	20.8
Bibby	1-1	25	5-10	.500	1-2	.500	3-4	.750	0	1	1	4	0-0	1	1	0	14	14.0
Garcia	3-0	77	13-27	.481	3-10	.300	3-4	.750	0	11	11	3	6-0	2	4	1	32	10.7
Miller	4-4	123	17-35	.486	2-4	.500	6-8	.750	6	21	27	12	10-0	3	7	3	42	10.5
S. Williams (TOT)	2-0	38	3-7	.429	0-0	---	10-10	1.000	0	8	8	1	4-0	4	2	0	16	8.0
S. Williams (SAC)	1-0	24	2-2	1.000	0-0	---	4-4	1.000	0	6	6	0	4-0	2	2	0	8	8.0
Utth	3-2	67	10-17	.588	0-1	.000	3-4	.750	0	12	7	7	2-0	1	4	0	23	7.7
Moore	4-4	118	12-24	.500	0-0	---	6-9	.667	6	8	14	0	18-0	0	5	1	30	7.5
Salmons	4-0	99	10-24	.417	0-5	.000	10-11	.909	2	11	13	6	7-0	1	3	2	30	7.5
Johnson (TOT)	3-2	50	8-15	.533	2-3	.667	0-0	---	0	0	0	4	5-0	2	3	0	18	6.0
Johnson (SAC)	2-1	33	4-7	.571	2-3	.667	0-0	---	0	0	0	4	3-0	1	2	0	10	5.0
Hawes	2-0	32	4-10	.400	0-0	---	0-2	.000	5	7	12	0	4-0	1	0	2	8	4.0
J. Williams	1-0	23	1-5	.200	0-0	---	2-4	.500	4	8	12	0	2-0	5	0	1	4	4.0
Douby	4-0	25	3-8	.375	0-1	.000	0-0	---	0	2	2	1	3-0	0	0	1	6	1.5
Jones	1-0	2	0-1	.000	0-1	.000	0-0	---	0	0	0	0	0-0	0	0	0	0	0.0
Wright (SAC)	1-0	3	0-0	---	0-0	---	0-0	---	0	0	0	0	2-0	0	0	0	0	0.0
KINGS	4	960	146-305	.479	23-38	.397	78-104	.750	30	106	136	73	86-1	32	52	12	393	98.3
ROCKETS	4	960	136-315	.432	25-80	.313	97-121	.802	58	122	180	76	91-1	30	57	23	394	98.5

NBA



San Antonio Spurs

One AT&T Center
San Antonio, TX 78219
(210) 444-5000



Gregg Popovich

Directory

Chairman & CEO Peter M. Holt
President of Spurs Basketball/Head Coach Gregg Popovich
President of Sports Franchises/General Manager R.C. Buford
Vice President/Assistant General Manager Dennis Lindsey
Assistant Coaches Mike Budenholzer, Don Newman,
Brett Brown, Chip Engelland, Chad Forcier
Athletic Trainer Will Sevensing
Director, Media Services Tom James

General Information

2007-2008 Record 56-26, T-1st Southwest
Home Arena AT&T Center (18,797)
Team Colors Metallic Silver, Black
Radio WOAI 1200 AM, KCOR 1350 AM
Bill Schoening, Paul Castro
Television KENS (Ch. 5), KMYS (Ch. 35), FOX Sports Net
Bill Land, Sean Elliott, Andrew Monaco, Dan Hughes

2008-2009 Schedule vs. Rockets

Fri., Nov. 14 @ AT&T Center, 7:30 p.m.
Sat., Nov. 29 @ Toyota Center, 7:30 p.m.
Sat., Mar. 14 @ Toyota Center, 7:30 p.m.
Sun., Mar. 22 @ AT&T Center, 12 p.m.

All-Time Series Record

Regular Season: 68-85
Home: 44-33 Toyota Center: 4-6
Road: 24-52 AT&T Center: 2-10
Neutral: 0-0
Playoffs: 10-6 (1980, 1981, 1995 - winning all three series)
Home: 4-4 Toyota Center: 0-0
Road: 6-2 AT&T Center: 0-0

2007-2008 Results (Even 2-2)

Nov. 6 @ Toyota Center, Rockets 89-81
Nov. 16 @ AT&T Center, Spurs 90-84
Jan. 19 @ Toyota Center, Rockets 83-81
Mar. 30 @ AT&T Center, Spurs 109-88

Series Information

Current Streak: Spurs, Won 1
Current Home Streak: Won 2
Current Road Streak: Lost 2
Longest Winning Streak: 7 (Mar. 8, 1986-Mar. 12, 1987)
Longest Losing Streak: 11 (Jan. 26, 1998-Feb. 3, 2001)
Biggest Winning Margin: 34 (138-104; Jan. 20, 1984)
Biggest Losing Margin: 38 (128-90; Jan. 15, 1982)
Most Points Scored: 143 (Dec. 26, 1979)
Most Points Allowed: 138 (Dec. 8, 1979)
Fewest Points Scored: 67 (Dec. 11, 2003)
Fewest Points Allowed: 67 (Jan. 15, 2005)

2007-2008 Rockets vs. Spurs

PLAYER	G-GS	MIN	FIELD GOALS		3-POINT FG		FT-FTA	PCT	REBOUNDS				PF-DQ	STL	TO	BLK	PTS	AVG
			FG-FGA	PCT	FG-FGA	PCT			OFF	DEF	TOT	AST						
Yao	3-3	122	26-50	.520	0-0	---	11-16	.688	13	23	36	11	8-0	0	14	8	63	21.0
Scola	4-1	95	19-36	.528	0-0	---	12-18	.667	8	12	20	0	12-0	1	2	0	50	12.5
James	2-0	45	9-22	.409	3-8	.375	2-2	1.000	2	3	5	3	0-0	3	1	0	23	11.5
McGrady	3-2	100	13-48	.271	3-11	.273	5-11	.455	4	14	18	16	1-0	3	3	2	34	11.3
Jackson (HOU)	1-0	18	4-10	.400	1-1	1.000	0-0	---	0	3	3	0	1-0	0	2	0	9	9.0
Alston	4-4	138	15-46	.326	4-15	.267	6-8	.750	1	12	13	21	10-0	4	10	2	40	10.0
Battier	4-2	147	14-28	.500	8-19	.421	2-3	.667	7	10	17	6	12-0	4	3	0	38	9.5
Wells	3-2	67	10-24	.417	0-2	.000	5-7	.714	7	11	18	2	6-0	1	4	1	25	8.3
Head	4-2	88	12-27	.444	4-11	.364	0-0	---	1	7	8	11	2-0	3	4	1	28	7.0
Landry	2-0	31	6-9	.667	0-0	---	1-3	.333	6	5	11	1	2-0	0	2	0	13	6.5
Woods	1-0	3	2-3	.667	0-0	---	0-0	---	0	0	0	0	1-0	0	0	0	4	4.0
Brooks	1-0	14	1-4	.250	1-1	1.000	0-0	---	0	0	0	2	1-0	1	0	0	3	3.0
Green (TOT)	1-0	13	1-6	.167	0-1	.000	1-1	1.000	0	1	1	1	1-0	0	1	0	3	3.0
Harris	1-0	3	1-1	1.000	0-0	---	0-0	---	0	1	1	0	0-0	0	0	1	2	2.0
Hayes	4-3	60	4-15	.267	0-1	.000	0-0	---	8	9	17	2	12-0	2	2	1	8	2.0
Mutombo	2-1	26	2-3	.667	0-0	---	0-0	---	4	3	7	0	1-0	3	0	1	4	2.0
Novak	1-0	3	0-0	---	0-0	---	0-0	---	0	0	0	0	0-0	0	0	0	0	0.0
Williams (TOT)	1-0	1	0-0	---	0-0	---	0-0	---	0	0	0	0	0-0	0	0	0	0	0.0
ROCKETS	4	960	138-326	.423	24-69	.348	44-68	.647	61	113	174	75	69-0	25	48	17	344	86.0
SPURS	4	960	143-295	.485	22-46	.478	53-79	.671	32	125	157	70	66-0	21	46	20	361	90.3

2007-2008 Spurs vs. Rockets

PLAYER	G-GS	MIN	FIELD GOALS		3-POINT FG		FT-FTA	PCT	REBOUNDS				PF-DQ	STL	TO	BLK	PTS	AVG
			FG-FGA	PCT	FG-FGA	PCT			OFF	DEF	TOT	AST						
Ginobili	4-0	119	22-52	.423	8-17	.471	25-31	.806	2	20	22	19	10-0	6	9	5	77	19.3
Duncan	4-4	143	32-70	.457	0-0	---	12-25	.480	13	33	46	5	13-0	2	17	6	76	19.0
Parker	4-4	141	33-60	.550	1-1	1.000	6-11	.545	1	13	14	17	4-0	1	7	0	73	18.3
Finley	4-4	110	20-34	.588	5-10	.500	6-6	1.000	2	13	15	8	3-0	4	2	0	51	12.8
Thomas (SA)	1-0	21	4-9	.444	0-0	---	2-2	1.000	2	5	7	1	1-0	1	0	0	10	10.0
Stoudamire (SA)	1-0	4	1-2	.500	0-0	---	0-0	---	0	0	0	1	0-0	0	0	0	2	2.0
Bowen	4-4	123	8-13	.615	3-5	.600	2-4	.500	1	10	11	4	5-0	2	1	1	21	5.3
Barry	3-0	46	5-8	.625	2-5	.400	0-0	---	1	3	4	1	4-0	2	0	1	12	4.0
Udoka	3-0	33	4-7	.571	1-3	.333	0-0	---	1	3	4	2	3-0	1	1	1	9	3.0
Elson	3-0	43	4-10	.400	0-0	---	0-0	---	2	8	10	1	3-0	0	3	2	8	2.7
Oberto	4-4	91	5-10	.500	0-0	---	0-0	---	4	11	15	7	14-0	1	1	3	10	2.5
Vaughn	3-0	43	3-11	.273	0-0	---	0-0	---	1	1	2	1	2-0	0	0	0	6	2.0
Bonner	4-0	33	2-8	.250	2-4	.500	0-0	---	1	3	4	1	4-0	1	3	1	6	1.5
Horry	1-0	6	0-1	.000	0-1	.000	0-0	---	1	2	3	2	0-0	0	0	0	0	0.0
Washington	2-0	4	0-0	---	0-0	---	0-0	---	0	0	0	0	0-0	0	1	0	0	0.0
SPURS	4	960	143-295	.485	22-46	.478	53-79	.671	32	125	157	70	66-0	21	46	20	361	90.3
ROCKETS	4	960	138-326	.423	24-69	.348	44-68	.647	61	113	174	75	69-0	25	48	17	344	86.0

NBA



Toronto Raptors

Air Canada Centre
50 Bay Street
Toronto, Ontario, Canada M5J 2X2
(416) 815-5600



Sam Mitchell

Directory

Chairman of the Board Lawrence M. Tanenbaum
President & CEO Richard Peddie
President & General Manager Bryan Colangelo
Head Coach Sam Mitchell
Assistant Coaches Alex English, Jay Triano,
Mike Evans, Gord Herbert
Athletic Trainer Scott McCullough
Director, Media Relations Jim LaBumbard

General Information

2007-2008 Record 41-41, 2nd Atlantic
Home Arena Air Canada Centre (19,800)
Team Colors Red, Black, Silver
Radio The Fan 590 AM
Paul Jones, Eric Smith
Television CBC, TSN, The Score, Raptors NBA TV
Matt Devlin, Leo Rautins, Jack Armstrong

2008-2009 Schedule vs. Rockets

Fri., Jan. 2 @ Air Canada Centre, 6 p.m.
Tue., Mar. 3 @ Toyota Center, 7:30 p.m.

All-Time Series Record

Regular Season: 15-10
Home: 10-3 Toyota Center: 3-2
Road: 5-7 Air Canada Centre: 3-6
Neutral: 0-0
Playoffs: Never Met
Home: 0-0 Toyota Center: 0-0
Road: 0-0 Air Canada Centre: 0-0

2007-2008 Results (Even 1-1)

Dec. 9 @ Air Canada Centre, Raptors 93-80
Dec. 29 @ Toyota Center, Rockets 91-79

Series Information

Current Streak: Rockets, Won 1
Current Home Streak: Won 1
Current Road Streak: Lost 1
Longest Winning Streak: 4 (Feb. 20, 1997-Mar. 25, 1999)
Longest Losing Streak: 3 (Dec. 21, 2005-Feb. 28, 2007)
Biggest Winning Margin: 30 (127-97; Nov. 20, 1997)
Biggest Losing Margin: 20 (112-92; Jan. 6, 2006)
Most Points Scored: 127 (Nov. 20, 1997)
Most Points Allowed: 112 (Jan. 6, 2006)
Fewest Points Scored: 80 (Dec. 9, 2007)
Fewest Points Allowed: 76 (Nov. 2, 2002)

2007-2008 Rockets vs. Raptors

PLAYER	G-GS	MIN	FIELD GOALS		3-POINT FG		FT-FTA	PCT	REBOUNDS				PF-DQ	STL	TO	BLK	PTS	AVG
			FG-FGA	PCT	FG-FGA	PCT			OFF	DEF	TOT	AST						
McGrady	1-1	37	7-21	.333	1-6	.167	8-10	.800	0	4	4	3	2-0	2	4	0	23	23.0
Yao	2-2	80	13-29	.448	0-0	---	14-15	.933	2	15	17	4	6-0	1	11	5	40	20.0
Alston	1-1	33	6-12	.500	5-6	.833	1-2	.500	0	2	2	5	0-0	0	1	0	18	18.0
Wells	2-1	55	9-27	.333	2-5	.400	5-6	.833	3	10	13	5	2-0	4	2	1	25	12.5
Battier	2-2	69	7-13	.538	5-11	.455	0-0	---	2	7	9	3	1-0	1	2	2	19	9.5
Green (TOT)	1-0	13	2-5	.400	0-1	.000	4-4	1.000	0	3	3	0	1-0	0	3	1	8	8.0
Head	2-0	36	5-10	.500	3-7	.429	2-2	1.000	0	1	1	4	0-0	1	1	0	15	7.5
Francis	1-1	31	2-4	.500	1-2	.500	2-6	.333	0	4	4	3	2-0	0	2	1	7	7.0
Brooks	1-0	15	2-7	.286	0-1	.000	0-0	---	0	0	0	1	0-0	0	0	0	4	4.0
James	1-0	17	1-6	.167	0-2	.000	2-2	1.000	0	0	0	3	2-0	0	1	0	4	4.0
Scola	2-0	38	4-11	.364	0-1	.000	0-0	---	4	10	14	4	8-0	0	2	0	8	4.0
Hayes	2-2	58	3-5	.600	0-0	---	0-0	---	4	10	14	2	6-0	3	1	3	6	3.0
Jackson (TOT)	1-0	19	1-4	.250	0-1	.000	0-0	---	2	0	2	0	0-0	0	0	0	2	2.0
Landry	1-0	10	1-6	.167	0-0	---	0-0	---	5	2	7	1	5-0	1	1	1	2	2.0
Williams (TOT)	1-0	1	0-1	.000	0-0	---	0-0	---	0	0	0	0	0-0	0	0	0	0	0.0
ROCKETS	2	480	60-151	.397	17-41	.415	34-43	.791	20	65	85	38	34-0	13	31	13	171	85.5
RAPTORS	2	480	70-178	.393	5-19	.263	27-40	.675	36	63	99	41	34-0	18	25	13	172	86.0

2007-2008 Raptors vs. Rockets

PLAYER	G-GS	MIN	FIELD GOALS		3-POINT FG		FT-FTA	PCT	REBOUNDS				PF-DQ	STL	TO	BLK	PTS	AVG
			FG-FGA	PCT	FG-FGA	PCT			OFF	DEF	TOT	AST						
Bosh	2-2	77	14-37	.378	0-0	---	12-15	.800	9	13	22	4	4-0	5	5	5	40	20.0
Humphries	2-0	43	9-18	.500	0-0	---	5-9	.556	8	10	18	1	4-0	0	3	1	23	11.5
Calderon	2-1	58	7-14	.500	0-1	.000	4-4	1.000	1	6	7	16	1-0	3	1	0	18	9.0
Delfino	2-0	49	5-19	.263	3-11	.273	4-6	.667	3	6	9	3	5-0	1	2	0	17	8.5
Parker	2-2	55	8-15	.533	1-3	.333	0-0	---	2	7	9	3	1-0	1	0	1	17	8.5
Kapono	2-0	44	8-16	.500	0-2	.000	0-0	---	1	4	5	3	4-0	0	4	0	16	8.0
Moon	2-2	41	7-19	.368	1-2	.500	0-2	.000	3	4	7	1	5-0	1	3	3	15	7.5
Nesterovic	2-1	47	7-17	.412	0-0	---	1-2	.500	5	7	12	4	6-0	2	0	2	15	7.5
Brezec (TOT)	2-1	25	3-5	.600	0-0	---	2-2	1.000	1	1	2	1	5-0	0	1	0	8	4.0
Dixon	2-0	14	4-7	.571	0-0	---	0-0	---	1	0	1	1	1-0	2	2	0	8	4.0
Ford	1-1	24	1-9	.111	0-0	---	1-2	.500	0	1	1	4	0-0	2	3	0	3	3.0
Bargnani	1-1	21	0-5	.000	0-0	---	0-0	---	2	4	6	1	3-0	1	2	1	0	0.0
Bastan	1-0	1	0-0	---	0-0	---	0-0	---	0	0	0	0	0-0	0	0	0	0	0.0
Graham	1-0	7	0-2	.000	0-0	---	0-0	---	1	1	2	0	0-0	0	0	0	0	0.0
RAPTORS	2	480	70-178	.393	5-19	.263	27-40	.675	36	63	99	41	34-0	18	25	13	172	86.0
ROCKETS	2	480	60-151	.397	17-41	.415	34-43	.791	20	65	85	38	34-0	13	31	13	171	85.5

NBA



Utah Jazz

301 W. South Temple
Salt Lake City, UT 84101
(801) 325-2500



Jerry Sloan

Directory

Owner Larry H. Miller
Chief Executive Officer Greg Miller
Executive VP, Basketball Operations/GM Kevin O'Connor
Head Coach Jerry Sloan
Assistant Coaches Phil Johnson, Tyrone Corbin,
 Scott Layden, Mark McKown
Athletic Trainer Gary Briggs
Vice President, Communications Linda Luchetti

General Information

2007-2008 Record 54-28, 1st Northwest
Home Arena EnergySolutions Arena (19,911)
Team Colors Navy, Light Blue, Purple, Silver
Radio KFNZ 1320 AM
 "Hot" Rod Hundley
Television KJZZ (Ch. 14), FSN Utah
 Craig Bolerjack, Ron Boone

2008-2009 Schedule vs. Rockets

Sat., Dec. 27 @ Toyota Center, 7:30 p.m.
 Wed., Jan. 21 @ Toyota Center, 7:30 p.m.
 Wed., Mar. 4 @ EnergySolutions Arena, 8 p.m.
 Tue., Mar. 24 @ EnergySolutions Arena, 9:30 p.m.

All-Time Series Record

Regular Season: 72-89
 Home: 47-33 Toyota Center: 5-4
 Road: 25-55 EnergySolutions Arena: 9-26
 Neutral: 0-1
Playoffs: 18-21 (1985, 1994, 1995, 1997,
 1998, 2007, 2008 - winning two series)
 Home: 12-8 Toyota Center: 4-3
 Road: 6-13 EnergySolutions Arena: 5-12

2007-2008 Results (Jazz 2-1)

Nov. 1 @ EnergySolutions Arena, Rockets 106-95
 Jan. 27 @ Toyota Center, Jazz 97-89
 Apr. 14 @ EnergySolutions Arena, Jazz 105-96

Series Information

Current Streak: Jazz, Won 2
Current Home Streak: Lost 1
Current Road Streak: Lost 1
Longest Winning Streak: 8 (Feb. 23, 1981-Apr. 16, 1982)
Longest Losing Streak: 12 (Jan. 25, 1997-Mar. 9, 2000)
Biggest Winning Margin: 30 (106-76; Feb. 12, 2003)
Biggest Losing Margin: 37 (117-80; Mar. 7, 1989)
Most Points Scored: 134 (Dec. 10, 1985)
Most Points Allowed: 138 (Dec. 15, 1983)
Fewest Points Scored: 69 (Apr. 10, 2004)
Fewest Points Allowed: 63 (Jan. 3, 2004)

2007-2008 Rockets vs. Jazz

PLAYER	G-GS	MIN	FIELD GOALS		3-POINT FG		FT-FTA	PCT	REBOUNDS				PF-DQ	STL	TO	BLK	PTS	AVG
			FG-FGA	PCT	FG-FGA	PCT			OFF	DEF	TOT	AST						
McGrady	3-3	122	34-72	.472	5-19	.263	17-26	.654	2	11	13	16	5-0	0	6	0	90	30.0
Scola	3-2	112	14-30	.467	0-0	---	19-27	.704	6	22	28	6	12-0	2	4	2	47	15.7
James	1-0	25	3-6	.500	1-1	1.000	8-9	.889	0	0	0	7	2-0	2	0	1	15	15.0
Battier	3-3	103	12-24	.500	7-15	.467	2-4	.500	1	8	9	2	12-0	2	2	2	33	11.0
Yao	1-1	27	5-14	.357	0-0	---	1-1	1.000	1	6	7	1	3-0	2	6	5	11	11.0
Jackson (TOT)	3-1	67	7-24	.292	3-11	.273	10-11	.909	2	7	9	11	6-0	2	4	0	27	9.0
Jackson (HOU)	1-1	34	5-14	.357	2-8	.333	7-7	1.000	1	4	5	6	4-0	2	2	0	19	19.0
Alston	2-2	56	7-19	.368	1-8	.125	1-3	.333	0	4	4	2	4-0	4	3	0	16	8.0
Brooks	2-0	29	5-11	.455	4-8	.500	2-2	1.000	0	0	0	4	4-0	1	2	0	16	8.0
Novak	2-0	18	5-5	1.000	3-3	1.000	0-0	---	0	1	1	1	1-0	0	0	0	13	6.5
Harris	1-0	14	2-3	.667	0-1	.000	2-2	1.000	2	2	4	1	3-0	1	0	0	6	6.0
Landry	2-0	33	4-9	.444	0-0	---	3-4	.750	6	4	10	0	4-0	1	4	0	11	5.5
Wells	2-0	24	4-12	.333	0-2	.000	0-0	---	0	7	7	1	4-0	1	2	0	8	4.0
Hayes	3-2	79	2-8	.250	0-0	---	0-0	---	7	15	22	5	11-0	3	3	2	4	1.3
Williams (TOT)	2-0	5	1-3	.333	0-0	---	0-0	---	0	1	1	0	1-0	0	0	1	2	1.0
Head	3-0	18	1-4	.250	0-3	.000	0-0	---	0	0	0	3	0-0	0	1	0	2	0.7
Mutombo	2-1	25	0-1	.000	0-0	---	0-0	---	1	5	6	1	3-0	0	1	1	0	0.0
ROCKETS	3	720	103-232	.444	23-66	.348	62-85	.729	27	89	116	56	72-0	21	38	14	291	97.0
JAZZ	3	720	107-230	.465	11-42	.262	72-93	.774	37	98	135	71	76-0	18	45	13	297	99.0

2007-2008 Jazz vs. Rockets

PLAYER	G-GS	MIN	FIELD GOALS		3-POINT FG		FT-FTA	PCT	REBOUNDS				PF-DQ	STL	TO	BLK	PTS	AVG
			FG-FGA	PCT	FG-FGA	PCT			OFF	DEF	TOT	AST						
Boozer	3-3	108	26-52	.500	0-0	---	12-17	.706	8	29	37	7	12-0	1	8	0	64	21.3
Williams	3-3	113	16-40	.400	1-6	.167	19-24	.792	0	9	9	34	11-0	3	10	1	52	17.3
Korver (TOT)	3-0	75	14-23	.609	5-9	.556	8-10	.800	1	11	12	5	10-0	4	6	0	41	13.7
Korver (UTA)	2-0	48	9-16	.563	3-7	.429	6-7	.857	1	8	9	5	5-0	1	2	0	27	13.5
Okur	3-3	119	13-30	.433	5-14	.357	6-8	.750	7	22	29	3	9-0	2	9	0	37	12.3
Brewer	3-3	64	12-19	.632	0-2	.000	5-6	.833	4	3	7	4	6-0	6	1	1	29	9.7
Harpring	3-0	48	10-20	.500	0-1	.000	9-12	.750	7	7	14	0	7-0	0	0	0	28	9.7
Kirilenko	3-3	98	9-21	.429	2-5	.400	9-10	.900	4	10	14	11	5-0	1	5	5	29	9.7
Millsap	3-0	55	6-13	.462	0-0	---	4-7	.571	4	8	12	0	10-0	1	7	5	16	5.3
Price	2-0	21	4-8	.500	0-3	.000	0-0	---	0	1	1	5	5-0	3	1	0	8	4.0
Collins	1-0	10	1-1	1.000	0-0	---	0-0	---	1	0	1	0	2-0	0	2	1	2	2.0
Miles	3-0	16	1-3	.333	0-2	.000	2-2	1.000	1	0	1	0	3-0	0	0	0	4	1.3
Giricek	1-0	10	0-3	.000	0-1	.000	0-0	---	0	0	0	0	0-0	0	0	0	0	0.0
Hart	1-0	9	0-4	.000	0-1	.000	0-0	---	0	1	1	2	1-0	0	0	0	0	0.0
JAZZ	3	720	107-230	.465	11-42	.262	72-93	.774	37	98	135	71	76-0	18	45	13	297	99.0
ROCKETS	3	720	103-232	.444	23-66	.348	62-85	.729	27	89	116	56	72-0	21	38	14	291	97.0



Washington Wizards

601 F Street N.W.
Washington, DC 20004
(202) 661-5000



Eddie Jordan

Directory

Owners Abe & Irene Pollin
President Ernie Grunfeld
Head Coach Eddie Jordan
Associate Head Coach Mike O'Koren
Assistant Coaches Phil Hubbard, Randy Ayers,
Wes Unseld Jr., Dave Hopla
Athletic Trainer Eric Waters
Senior Director, Communications Scott Hall

General Information

2007-2008 Record 43-39, 2nd Southeast
Home Arena Verizon Center (20,173)
Team Colors Blue, Black, Gold
Radio WTEM Sportstalk 980 AM
Dave Johnson, Glenn Consor
Television Comcast SportsNet
Steve Buckhantz, Phil Chenier

2008-2009 Schedule vs. Rockets

Fri., Nov. 21 @ Verizon Center, 6 p.m.
Mon., Dec. 29 @ Toyota Center, 7:30 p.m.

All-Time Series Record

Regular Season: 56-73
Home: 35-27 **Toyota Center:** 5-0
Road: 19-42 **Verizon Center:** 6-4
Neutral: 2-4
Playoffs: 4-2 (1977 - winning the series)
Home: 2-1 **Toyota Center:** 0-0
Road: 2-1 **Verizon Center:** 0-0

2007-2008 Results (Rockets 2-0)

Jan. 8 @ Verizon Center, Rockets 92-84
Feb. 26 @ Toyota Center, Rockets 94-69

Series Information

Current Streak: Rockets, Won 6
Current Home Streak: Won 6
Current Road Streak: Won 3
Longest Winning Streak: 6 (Jan. 3, 2006-Feb. 26, 2008)
Longest Losing Streak: 12 (Jan. 8, 1969-Jan. 23, 1971)
Biggest Winning Margin: 30 (123-93; Feb. 15, 2005)
Biggest Losing Margin: 42 (156-114; Mar. 1, 1968)
Most Points Scored: 138 (Nov. 18, 1969)
Most Points Allowed: 156 (Mar. 1, 1968)
Fewest Points Scored: 82 (Dec. 6, 2001)
Fewest Points Allowed: 69 (2x: last Feb. 26, 2008)

2007-2008 Rockets vs. Wizards

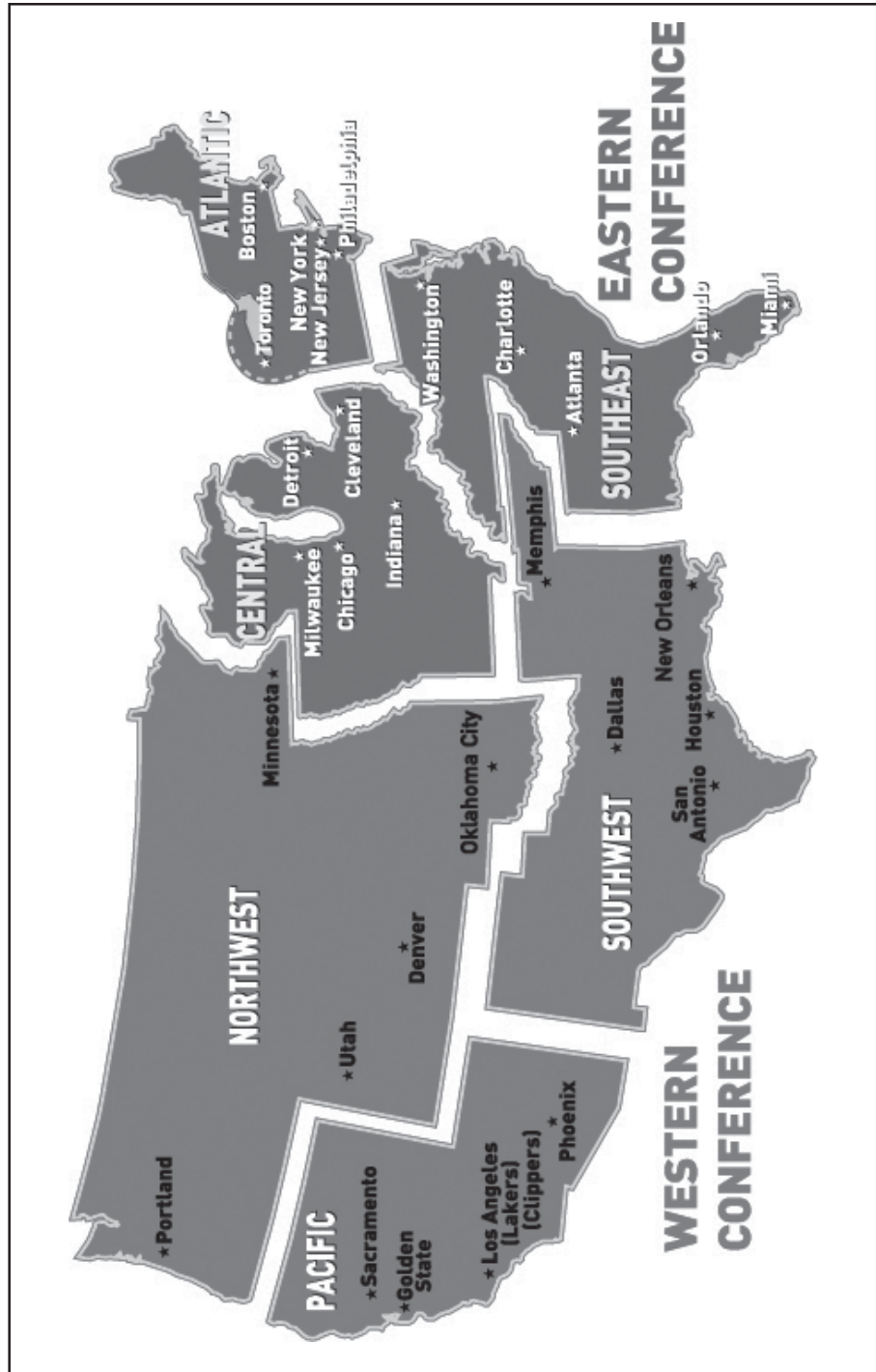
PLAYER	G-GS	MIN	FIELD GOALS		3-POINT FG		FT-FTA	PCT	REBOUNDS				PF-DQ	STL	TO	BLK	PTS	AVG
			FG-FGA	PCT	FG-FGA	PCT			OFF	DEF	TOT	AST						
Head	2-1	60	15-29	.517	7-15	.467	5-6	.833	1	7	8	6	4-0	2	7	0	42	21.0
Yao	1-1	40	7-16	.438	0-0	---	7-7	1.000	1	8	9	4	3-0	0	4	4	21	21.0
Alston	2-2	68	13-26	.500	2-9	.222	0-0	---	0	12	12	15	3-0	1	5	0	28	14.0
Landry	1-0	21	5-6	.833	0-0	---	2-4	.500	4	4	8	1	3-0	1	0	0	12	12.0
McGrady	1-1	35	4-15	.267	1-4	.250	2-4	.500	0	6	6	2	2-0	1	2	1	11	11.0
Battier	2-2	72	6-14	.429	2-8	.250	4-4	1.000	7	8	15	6	5-0	1	6	6	18	9.0
Scola	2-1	43	9-11	.818	0-0	---	0-2	.000	4	7	11	1	5-0	0	5	1	18	9.0
Wells	1-0	19	2-6	.333	0-0	---	4-6	.667	0	3	3	2	2-0	0	0	0	8	8.0
Hayes	2-1	39	5-5	1.000	0-0	---	0-0	---	2	10	12	3	4-0	1	2	0	10	5.0
Green (TOT)	2-0	5	3-4	.750	0-0	---	0-0	---	2	0	2	0	2-0	0	0	0	6	3.0
Green (HOU)	1-0	4	3-3	1.000	0-0	---	0-0	---	2	0	2	0	2-0	0	0	0	6	6.0
Mutombo	2-1	31	2-4	.500	0-0	---	2-2	1.000	2	5	7	0	1-0	3	0	4	6	3.0
Novak	1-0	7	1-2	.500	1-2	.500	0-0	---	1	1	2	0	1-0	0	0	0	3	3.0
Brooks	2-0	21	1-8	.125	1-4	.250	0-0	---	1	1	2	2	2-0	0	0	1	3	1.5
Jackson (TOT)	1-0	20	0-7	.000	0-3	.000	0-0	---	0	4	4	7	2-0	0	0	0	0	0.0
Jackson (HOU)	1-0	20	0-7	.000	0-3	.000	0-0	---	0	4	4	7	2-0	0	0	0	0	0.0
Williams (TOT)	1-0	3	0-0	---	0-0	---	0-0	---	0	1	1	0	0-0	0	0	0	0	0.0
WILLIAMS	2	480	73-152	.480	14-45	.311	26-35	.743	25	76	101	49	39-0	10	33	17	186	93.0
ROCKETS	2	480	56-156	.359	10-29	.345	31-46	.674	17	48	65	26	27-1	15	22	9	153	76.5

2007-2008 Wizards vs. Rockets

PLAYER	G-GS	MIN	FIELD GOALS		3-POINT FG		FT-FTA	PCT	REBOUNDS				PF-DQ	STL	TO	BLK	PTS	AVG
			FG-FGA	PCT	FG-FGA	PCT			OFF	DEF	TOT	AST						
Jamison	2-2	68	12-28	.429	4-7	.571	4-5	.800	4	13	17	2	2-0	4	2	1	32	16.0
Young	2-0	46	12-22	.545	1-3	.333	4-5	.800	0	5	5	1	3-0	0	2	0	29	14.5
Butler	1-1	35	5-16	.313	0-1	.000	2-2	1.000	1	6	7	4	2-0	1	4	0	12	12.0
Pecherov	1-0	19	3-8	.375	2-3	.667	3-4	.750	0	5	5	0	2-0	1	0	0	11	11.0
Haywood	2-2	61	8-16	.500	0-0	---	4-8	.500	7	8	15	3	6-0	1	3	3	20	10.0
Stevenson	2-2	35	6-19	.316	1-5	.200	4-7	.571	0	2	2	4	1-0	2	2	0	17	8.5
Mason	2-0	30	3-13	.231	2-8	.250	6-9	.667	0	1	1	1	1-0	0	1	0	14	7.0
Blatche	2-1	49	3-18	.167	0-0	---	2-3	.667	2	2	4	0	7-1	3	2	4	8	4.0
Daniels	2-2	47	2-7	.286	0-2	.000	2-3	.667	1	2	3	8	0-0	0	3	0	6	3.0
Songaila	2-0	32	2-7	.286	0-0	---	0-0	---	1	2	3	2	1-0	3	1	1	4	2.0
McGuire	2-0	19	0-2	.000	0-0	---	0-0	---	1	2	3	1	2-0	0	0	0	0	0.0
WILLIAMS	2	480	56-156	.359	10-29	.345	31-46	.674	17	48	65	26	27-1	15	22	9	153	76.5
ROCKETS	2	480	73-152	.480	14-45	.311	26-35	.743	25	76	101	49	39-0	10	33	17	186	93.0

NBA

2008-2009 NBA Divisional Map



NBA

NBA D-League Information

NBA Development League

477 Madison Avenue, 3rd Floor
New York, NY 10022
(212) 407-8700

Albuquerque Thunderbirds

111 Lomas N.W. Blvd., Suite 240
Albuquerque, NM 87102
Tel: (505) 265-3865 Fax: (505) 268-2752
Arena: Tingley Coliseum
Media Relations Contact: Megan Brewer
(mbrewer@abqbirds.com)
NBA Affiliations: Dallas, Miami

Anaheim Arsenal

198 W. Cerritos Ave., Bldg. 5
Anaheim, CA 92805
Tel: (714) 635-2255 Fax: (714) 635-4611
Arena: Anaheim Arena and Convention Center
Media Relations Contacts: Julius De La Cruz,
Greg Mundweil (jdelacruz@anaheimarsenal.com,
gmundweil@anaheimarsenal.com)
NBA Affiliations: Atlanta, Los Angeles Clippers

Austin Toros

7800 Shoal Creek Blvd., Suite 115W
Austin, TX 78757
Arena: Austin Convention Center
Tel: (512) 236-8333 Fax: (512) 236-8444
Media Relations Contact: Perri Travillion
(ptravillion@austintoros.com)
NBA Affiliation: San Antonio

Bakersfield Jam

1400 Norris Road
Bakersfield, CA 93308
Tel: (661) 716-4526 Fax: (661) 322-7069
Arena: Rabobank Arena
Media Relations Contacts: Vance Palm
(vpalm@bakersfieldjam.com)
NBA Affiliations: Golden State, Orlando

Colorado 14ers

11450 Broomfield Lane
Broomfield, CO 80021
Tel: (303) 460-8800 Fax: (303) 280-5155
Arena: Broomfield Event Center
Media Relations Contact: Erin Pahl
(epahl@broomfieldsports.com)
NBA Affiliations: Denver, New Jersey

Dakota Wizards

919 South 7th St., Suite 501
Bismarck, ND 58504
Tel: (701) 258-2255 Fax: (701) 255-7967
Arena: Bismarck Civic Center
Media Relations Contact: Mike Offerdahl
(mofferdahl@dakotawizards.com)
NBA Affiliations: Memphis, Washington

Erie BayHawks

110 East 8th Street
Erie, PA 16501
Tel: (814) 790-5600 Fax: (814) 790-5608
Arena: Tullio Arena
Media Relations Contact: Jeff Johns
(jeff.johns@nbaerie.com)
NBA Affiliations: Cleveland, Philadelphia

Fort Wayne Mad Ants

1910 St. Joe Center Rd., Suite 61
Fort Wayne, IN 46825
Tel: (260) 469-4667 Fax: (260) 469-4674
Arena: Allen County War Memorial Coliseum
Media Relations Contact: Heidi Busch
(heidi@fortwaynehoops.com)
NBA Affiliations: Detroit, Indiana, Milwaukee

Idaho Stampede

233 South Capitol Blvd., Suite 100
Boise, ID 83702
Tel: (208) 388-4667 Fax: (208) 388-3845
Arena: Qwest Arena
Media Relations Contact: Jinny Giery
(jinny@idahostampede.com)
NBA Affiliations: Portland, Toronto

Iowa Energy

833 5th Ave.
Des Moines, Iowa 50309
Tel: (515) 462-2849 Fax: (515) 564-8551
Arena: Wells Fargo Arena
Media Relations Contacts: Katie Mahnke
(kmahnke@iowanba.com)
NBA Affiliations: Chicago, Phoenix

Los Angeles D-Fenders

555 N. Nash St.
El Segundo, CA 90245
Tel: (310) 426-6031 Fax: (310) 426-6105
Arena: STAPLES Center
Media Relations Contact: David Caldes
(dcaldes@d-fenders.com)
NBA Affiliations: Los Angeles Lakers

Reno Bighorns

300 North Center Street
Reno, NV 89501
Tel: (775) 284-2622 Fax: (775) 284-8622
Arena: Reno Events Center
Media Relations Contact: April Clark,
Tony Funderburg (aclark@nbareno.com,
tfunderburg@nbareno.com)
NBA Affiliations: New York, Sacramento

Rio Grande Valley Vipers

6400 N. 10th St., Suite C
McAllen, TX 78504
Tel: (888) 748-6223 Fax: (956) 972-1150
Arena: Dodge Arena
Media Relations Contact: Bert Garcia
(bgarcia@rgvipers.com)
NBA Affiliations: **Houston**, New Orleans

Sioux Falls Skyforce

2131 South Minnesota Ave.
Sioux Falls, SD 57105
Tel: (605) 332-0605 Fax: (605) 332-2305
Arena: Sioux Falls Arena
Media Relations Contact: Brett Hansen
(brett@skyforceonline.com)
NBA Affiliations: Charlotte, Minnesota

Tulsa 66ers

10441 South Regal Blvd.
Tulsa, OK 74133
Tel: (918) 585-8444 Fax: (918) 398-6930
Arena: SpiritBank Event Center
Media Relations Contact: Jim Brylewski
(jbrylewski@tulsa66ers.com)
NBA Affiliations: Oklahoma City

Utah Flash

5255 N. Edgewood Dr., Suite 165
Provo, UT 84604
Tel: (801) 434-4667 Fax: (801) 705-1823
Arena: McKay Events Center
Media Relations Contact: Kent Partridge
(kent@utahflash.com)
NBA Affiliations: Boston, Utah

NBA D-League Information

2007-2008 D-League Standings

Division	Overall	Pct.	Home	Road
Central Division				
Dakota	29-21	.580	18-7	11-14
Sioux Falls	28-22	.560	19-6	9-16
Iowa	22-28	.440	13-12	9-16
Fort Wayne	17-33	.340	12-13	5-20
Southwest Division				
Austin	30-20	.600	19-6	11-14
Colorado	29-21	.580	17-8	12-13
Tulsa	26-24	.520	14-11	12-13
Albuquerque	22-28	.440	14-11	8-17
Rio Grande	21-29	.420	16-9	5-20
West Division				
Idaho	36-14	.720	21-4	15-10
Los Angeles	32-18	.640	19-6	13-12
Utah	24-26	.480	14-11	10-15
Anaheim	23-27	.460	14-11	9-16
Bakersfield	11-39	.220	9-16	2-23

2008 D-League Playoffs

Single Elimination Quarterfinals	
April 15	Los Angeles 102, Colorado 95
April 15	Sioux Falls 101, Dakota 89
Single Elimination Semifinals	
April 18	Idaho 97, Los Angeles 90
April 19	Austin 99, Sioux Falls 93
Best-of-Three Finals	
April 21	Austin 95, Idaho 89
April 24	Idaho 90, Austin 89
April 25	Idaho 108, Austin 101
Regular Season Champions	
Idaho Stampede	
Postseason Champions	
Idaho Stampede	

2007-2008 D-League Award Winners

Most Valuable Player	Kasib Powell, Sioux Falls
Dennis Johnson Coach of the Year	Bryan Gates, Idaho
Co-Defensive Players of the Year	Stephane Lasme, Los Angeles; Mouhamed Sene, Idaho
Rookie of the Year	Blake Ahearn, Dakota
Jason Collier Sportsmanship Award	Billy Thomas, Colorado
Impact Player of the Year	Morris Almond, Utah



2007-2008 D-League to NBA Call-Ups (18 Players, 26 Call-Ups)

Players, D-League Teams	NBA Teams
Eddie Gill, Colorado	New Jersey Seattle
Jelani McCoy, Los Angeles	Denver
Luke Jackson, Idaho	Miami
Jeremy Richardson, Fort Wayne	Memphis San Antonio Atlanta
Billy Thomas, Colorado	New Jersey Cleveland
Marcus Williams, Austin	San Antonio Los Angeles
Keith Langford, Austin	San Antonio
DerMarr Johnson, Austin	San Antonio
Guillermo Diaz, Anaheim	Los Angeles
CJ Watson, Rio Grande	Golden State
Kaniel Dickens, Colorado	Cleveland
Bobby Jones, Sioux Falls	Houston San Antonio Miami Denver
Andre Barrett, Austin	Los Angeles
Lance Allred, Idaho	Cleveland
Stephane Lasme, Los Angeles	Miami
Blake Ahearn, Dakota	Miami
Kasib Powell, Sioux Falls	Miami
Ronald Dupree, Tulsa	Seattle

NBA Personnel Facts

Active List

Each team is required to maintain 12 players on its Active List, and to have a minimum of eight players dressed and able to participate in all preseason and regular season games or nine players for playoff games. A team may periodically carry 11 players on its Active List, but for no more than two consecutive weeks at a time. Each team is responsible for delivering the team's Active List to the Official Scorer prior to each game.

Inactive List

A team may carry a maximum of three players on its Inactive List (subject to hardship rules). Each team is required to maintain one player on its Inactive List for all regular season games. A team may periodically carry zero players on its Inactive List, but for no more than two consecutive weeks at a time. Players may move freely between the Active List and the Inactive List.

10-Day Contract

A player can be signed to a 10-Day contract beginning on Jan. 5 or the next business day if Jan. 5 is not a business day. No team may be a party at any time to more 10-Day contracts than the number of players on its Inactive List. Players signed to 10-Day contracts can be placed on either the Active List or the Inactive List.

NBA D-League Assignment

Any player who is assigned by his team to the NBA D-League must be placed and maintained on his NBA team's Inactive List for the duration of his D-League assignment.

Waivers

From Aug. 15 to the end of the regular season, clubs may claim waived players within 48 hours after notice. Players waived any other time may be claimed within 10 days. If no teams claim the waived player, he becomes a free agent. If more than one club claims a waived player, the one with the lesser record at that time claims the player.

Guaranteed Contract Date

On Jan. 10 of the regular season, all player contracts become guaranteed for the remainder of the season.

Trading Deadline

The trading deadline is Feb. 19, 2009 at 2 p.m. (CT). From that point to the end of the regular season, player additions must be made through the waiver procedure or by signing free agents.

NBA Key Dates

2008


Sept. 29	Players report no earlier than 11 a.m. (local time)
Sept. 30	Remaining NBA Training Camps open
Oct. 9-17	NBA Europe Live Presented by EA SPORTS
Oct. 15-18	NBA China Games: Milwaukee vs. Golden State
Oct. 24	2008 NBA Preseason ends
Oct. 27	Rosters set for opening day, 5 p.m. (CT)
Oct. 28	Start of the 2008-09 NBA Regular Season
Oct. 28-Nov. 5	NBA Tip-Off 2008

2009

Jan. 5	10-day contracts may now be signed
Jan. 10	All player contracts are guaranteed for the remainder of the season
Feb. 15	2009 NBA All-Star Game (Phoenix, AZ)
Feb. 19	Trading Deadline, 2 p.m. (CT)
Feb. 22-Mar. 1	NBA Heritage Week 2008-09
April 15	2008-09 NBA Regular Season ends
April 16	Rosters set for 2009 NBA Playoffs, 2 p.m. (CT)
April 18	2009 NBA Playoffs begin
April 26	NBA Early Entry Eligibility Deadline (10:59 p.m. CT)
May 19	NBA Draft Lottery
June 5	2009 NBA Finals start date
June 15	NBA Draft Early Entry Entrant Withdrawal Deadline
June 18	NBA Finals latest possible end date
June 25	2009 NBA Draft (WaMu Theater at MSG, NY)

2008-2009 NBA Officiating Crew

6	Jim Clark
8	Luis Grillo
9	Derrick Stafford
10	Ron Garretson
11	Phil Robinson
12	Violet Palmer
13	Monty McCutchen
14	Joe DeRosa
15	Bennett Salvatore
17	Joe Crawford
18	Mark Wunderlich
19	James Capers
22	Bill Spooner
23	Jason Phillips
24	Mike Callahan
25	Tony Brothers
26	Bob Delaney
27	Dick Bavetta
28	Tommy Nunez Jr.
29	Steve Javie
30	Tony Brown
31	Scott Wall
32	Eddie F. Rush
33	Sean Corbin
34	Marc Davis
35	Jack Nies
36	David Jones
38	Michael Smith
39	Kevin Fehr
40	Leon Wood
41	Ken Mauer
42	Eric Lewis
43	Dan Crawford
44	Ron Olesiak
45	Joe Forte
46	Matt Boland
47	Bennie Adams
48	Scott Foster
49	Tom Washington
50	Olandis Poole
51	Leroy Richardson
52	Pat Fraher
53	Mark Lindsay
54	Derrick Collins
55	Bill Kennedy
56	Mark Ayotte
57	Greg Willard
58	Zach Zarba
59	Gary Zielinski
60	David Guthrie
61	Courtney Kirkland
62	Brian Forte
63	Derek Richardson
64	Eli Roe
65	Sean Wright
66	Haywoode Workman
67	John Goble
71	Rodney Mott
73	Ed Malloy
74	Curtis Blair
75	Eric Dalen



**SOUTHWEST
AIRLINES®**

*Official Airline of the
Houston Rockets*



©2007 Southwest Airlines Co.