

ARTEST



Playoff Experience: None

PLAYOFF HIGHS

Has not played

CAREER HIGHS SET/TIED THIS SEASON

3-pt FGA:8, at Portland, 2/3/02
 DR:*9, at LA Lakers, 3/1/02
 TR:*10, at LA Lakers, 3/1/02
 ST:*8, at Seattle, 2/2/02
 TO:*7, at Utah, 1/30/02
 PTS:*29, vs. Dallas, 1/2/02
 * - tied

CAREER HIGHS

MIN:51, at Milwaukee, 3/3/01
 FGM:12, vs. Philadelphia, 12/16/00
 FGA:20, at Orlando, 12/11/99
 3-pt FGM:4, vs. Milwaukee, 12/4/99
vs. Indiana, 12/27/99
 3-pt FGA:8, at Portland, 2/3/02
 FTM:15, vs. Utah, 4/13/01
 FTA:17, at New York, 1/11/00
 OR:5, at Boston, 12/13/00
at Cleveland, 4/16/02
 DR:9, vs. Cleveland, 3/6/01
at LA Lakers, 3/1/02
vs. Miami, 3/31/02
 TR:10, at Boston, 12/13/00
at LA Lakers, 3/1/02
at Cleveland, 4/16/02
 AST:9, at Washington, 4/11/01
vs. Miami, 3/31/02
 ST:8, vs. Vancouver, 2/24/01
at Seattle, 2/2/02
vs. Miami, 3/31/02
 TO:7, vs. Golden State, 2/26
at Utah, 1/30/02
 BKS:4, at Detroit, 2/27/00
 PTS:29, vs. Philadelphia, 12/16/00
vs. Dallas, 1/2/02

F 6-7 246 LBS BORN: 11/13/79 2 YEARS PRO

Acquired by the Pacers, 2/19, along with Ron Mercer, Brad Miller and Kevin Ollie he was part of a seven-player trade that was the largest in the Pacers' history.

He had one of his most impressive games in the Pacers' win against the Heat, 3/31...in that game, he nearly became the fifth player in NBA history to register a quadruple-double...against the Heat, he had 24 points, nine assists, nine rebounds and a career-high tying eight steals...his eight steals were the most by any Pacers' player in the last 10 seasons and were one short of the franchise record.

His nine assists and eight steals tied his career-highs...he also had eight steals once this season with Chicago (at Seattle, 2/2).

His 24 points in that game vs. Miami was his first outing of 20+ points since joining the Pacers...he shot 10-18 FGS in that game vs. the Heat and his 10 FGM are a season high.

He had at least one 3-pt FGM in 15 of 28 games for the Pacers and hit one in each of four games from 3/31 - 4/5.

He not only ranked second in the NBA in steals per game (2.56) spg, but he also ranked second in steals per turnover with a ratio of 1.19-to-1.

In his last 14 games, he averaged 2.64 spg and had a steals-to-turnover ratio of 1.42-to-1.

In his 28 games with Indiana, he had three or more steals 13 times...he went without a steal just four times in 28 games.

In his 28 games with the Pacers, he averaged 10.9 ppg and scored 10+ points in 16 games.

In his first 11 games with Indiana he scored 10+ points nine times and averaged 13.1 ppg...he then scored seven points in consecutive games and was held to less than 10 points 10 times in his next 17 games.

After shooting 81-129 FTS (.628) for Chicago, he hit 55-75 FTS (.733) for Indiana.

Playing in place of a suspended Reggie Miller, he started in the back court in his first outing for the Pacers, 2/22, vs. Cleveland...he then came off the bench in four straight games and finally moved back into the starting lineup where he stayed the rest of the season.

In just his fifth game with the Pacers, he came off the bench to register his first double-double of the season with 10 boards and 18 points against the Lakers, 3/1.

He also had a double-double in the Pacers' win at Cleveland, 4/16, registering 19 points and a team-high 10 rebounds...in that game, he grabbed a key offensive rebound and scored on the put-back to give the Pacers a three-point lead with 26.6 seconds left.

In 27 games for the Bulls, he averaged 15.6 ppg and 4.9 rpg and started all but one game.

He scored 20+ points nine times for the Bulls, including a career-high tying 29 points vs. Dallas 1/2...in that game, he shot a season-best 10-12 from the foul line.

He had a stretch of five games from 1/2 to 1/9 in which he scored 20+ points four times...that was his highest scoring stretch the entire season...in those five games, he averaged 21.4 ppg...in those five games, he shot 37-70 FGS (.529), 8-17 3-pt FGS (.471) and 25-37 FTS (.676).

He led the Bulls in scoring eight times in 27 games...he also topped Chicago in rebounding three times and assists five times.

His 271 steals in his first two seasons with Chicago were the most ever by a player drafted by the Bulls in his first two NBA seasons.

He missed the first 23 games of the season due to a broken right ring finger.

PLAYOFFS

He is making his postseason debut this year.

2001-02 FINAL STATISTICS

	G	GS	MIN	FGM-FGA		3-POINT		FTM-FTA		PCT	OR	DR	TR	AST	PF-DQ	ST	TO	BKS	PTS	AVG
				PCT	FGM-FGA	PCT	FGM-FGA	PCT												
ARTEST TOT	55	50	1642	269-636	.423	53-170	.312	136-204	.667	73	198	271	127	217-10	141	118	39	727	13.2	
ARTEST IND	28	24	819	117-285	.411	17-79	.215	55-75	.733	33	107	140	50	109-4	66	49	16	306	10.9	


CAREER PLAYOFF STATISTICS

YR/TEAM	G	MIN	FGM-FGA		3-POINT		FTM-FTA		PCT	OR	DR	TR	AVG	AST	PF-DQ	ST	TO	BKS	PTS	AVG
			PCT	FGM-FGA	PCT	FGM-FGA	PCT													
HAS NOT PLAYED																				



DATE	GAME	G	GS	MIN	FGM	FGA	PCT	3-PT			FTM	FTA	PCT	OR	DR	TR	AST	PF	STL	TO	BKS	PTS
								FGM	FGA	PCT												
10/31	Indiana																					
11/2	@ Boston																					
11/3	New York																					
11/7	Detroit																					
11/8	@ Minnesota																					
11/10	Charlotte																					
11/13	@ Denver																					
11/14	@ LA Clippers																					
11/16	@ Sacramento																					
11/17	@ Golden State																					
11/21	@ Milwaukee																					
11/24	@ New York																					
11/27	@ New Jersey																					
11/29	Miami																					
12/1	Philadelphia																					
12/4	Houston																					
12/5	@ Orlando																					
12/7	@ Indiana																					
12/8	Boston																					
12/11	New Jersey																					
12/14	@ Boston																					
12/15	Atlanta																					
12/18	@ Cleveland																					
12/20	@ Toronto	1		13	2	6	.333	0	0	.000	0	0	.000	1	3	4	1	2	2	2	0	4
12/22	Minnesota	2	1	21	4	9	.444	0	2	.000	2	4	.500	0	5	5	1	6	2	1	0	10
12/26	@ Memphis	3	2	29	6	8	.750	1	1	1.000	1	2	.500	1	3	4	2	4	1	1	1	14
12/27	@ Dallas	4	3	31	5	15	.333	1	1	1.000	2	4	.500	1	6	7	2	5	2	4	1	13
12/29	Cleveland	5	4	20	5	11	.455	2	3	.667	2	3	.667	1	6	7	2	1	1	1	1	14
12/31	Milwaukee	6	5	30	5	8	.625	2	4	.500	3	4	.750	3	3	6	4	2	3	1	1	15
1/2	Dallas	7	6	34	9	16	.563	1	1	1.000	10	12	.833	4	4	8	2	6	0	3	3	29
1/4	@ Washington	8	7	33	3	12	.250	0	3	.000	2	5	.400	1	1	2	0	6	1	1	2	8
1/5	Utah	9	8	36	9	12	.750	3	4	.750	2	5	.400	2	4	6	4	6	6	3	0	23
1/7	Seattle	10	9	38	8	13	.615	3	6	.500	7	8	.875	3	6	9	2	4	1	3	1	26
1/9	Toronto	11	10	37	8	17	.471	1	3	.333	4	7	.571	3	2	5	1	5	1	1	1	21
1/11	@ Indiana	12	11	22	3	7	.429	1	1	1.000	4	7	.571	1	4	5	3	5	0	2	1	11
1/12	LA Lakers	13	12	37	2	12	.167	0	3	.000	5	8	.625	2	2	4	4	6	2	2	0	9
1/15	Charlotte	14	13	36	9	19	.474	2	3	.667	2	2	1.000	1	6	7	3	4	4	0	0	22
1/17	@ Atlanta	15	14	32	6	14	.429	0	4	.000	1	3	.333	3	5	8	2	1	1	0	0	13
1/19	Washington	16	15	27	3	15	.200	1	3	.333	7	8	.875	3	0	3	0	6	4	2	0	14
1/21	Indiana	17	16	30	6	12	.500	2	3	.667	2	2	1.000	2	1	3	6	4	1	5	2	16
1/22	@ Miami	18	17	36	8	15	.533	3	4	.750	5	12	.417	1	2	3	4	4	6	4	1	24
1/26	Memphis	19	18	25	3	11	.273	1	4	.250	1	2	.500	2	7	9	5	2	2	3	1	8
1/29	@ Phoenix	20	19	40	8	16	.500	2	3	.667	7	10	.700	1	2	3	4	3	6	2	1	25
1/30	@ Utah	21	20	24	2	6	.333	0	3	.000	0	0	.000	0	2	2	2	5	5	7	0	4
2/2	@ Seattle	22	21	34	7	16	.438	2	4	.500	0	0	.000	1	4	5	5	4	8	3	1	16
2/3	@ Portland	23	22	28	7	19	.368	2	8	.250	0	2	.000	0	3	3	4	4	2	2	0	16
2/6	@ LA Lakers	24	23	33	4	13	.308	1	6	.167	4	5	.800	2	2	4	4	4	6	4	2	13
2/12	Milwaukee	25	24	35	9	19	.474	1	4	.250	3	4	.750	1	4	5	3	5	4	0	0	22
2/13	@ Charlotte	26	25	27	4	12	.333	2	6	.333	0	2	.000	0	3	3	1	2	2	3	1	10
2/15	New Jersey	27	26	35	7	18	.389	2	4	.500	5	8	.625	0	1	1	6	2	2	5	2	21
2/16	Cleveland																					
2/18	@ Miami																					
2/22	Cleveland	28	27	25	6	7	.857	0	1	.000	1	1	1.000	1	3	4	2	4	3	1	1	13
2/23	LA Clippers	29		32	4	10	.400	2	4	.500	3	4	.750	1	5	6	0	3	3	1	0	13
2/25	@ Golden State	30		29	5	11	.455	1	4	.250	6	8	.750	3	2	5	2	6	1	1	1	17
2/28	@ Phoenix	31		24	3	6	.500	0	0	.000	1	2	.500	2	2	4	1	5	1	3	0	7
3/1	@ LA Lakers	32		37	6	16	.375	0	3	.000	6	6	1.000	1	9	10	1	6	1	2	0	18
3/3	@ Sacramento	33	28	35	5	14	.357	1	4	.250	0	0	.000	1	5	6	1	5	2	4	0	11
3/5	Orlando	34	29	42	6	12	.500	1	4	.250	4	4	1.000	1	4	5	1	1	0	2	0	17
3/7	@ Memphis	35	30	37	5	13	.385	1	4	.250	1	2	.500	4	5	9	5	4	4	0	0	12
3/8	@ Philadelphia	36	31	26	3	7	.429	0	3	.000	1	3	.333	0	2	2	1	4	3	2	0	7
3/10	@ Detroit	37	32	37	6	14	.429	1	3	.333	3	4	.750	1	2	3	0	3	4	3	1	16
3/12	Golden State	38	33	21	5	9	.556	1	3	.333	2	2	1.000	1	3	4	0	5	3	3	1	13
3/15	@ Minnesota	39	34	28	3	9	.333	1	6	.167	0	1	.000	0	5	5	1	2	0	0	2	7
3/17	Atlanta	40	35	26	3	8	.375	0	2	.000	1	2	.500	0	0	0	4	3	2	1	1	7
3/20	@ Charlotte	41	36	25	4	10	.400	2	3	.667	1	2	.500	0	5	5	0	2	2	0	1	11
3/22	@ Miami	42	37	18	2	3	.667	0	0	.000	1	3	.333	0	4	4	0	3	1	3	0	5
3/24	Charlotte	43	38	39	5	13	.385	1	4	.250	0	0	.000	2	7	9	1	6	4	2	0	11
3/26	Detroit	44	39	33	4	15	.267	0	6	.000	3	4	.750	1	7	8	0	5	4	2	0	11
3/29	@ Orlando	45	40	26	2	11	.182	0	2	.000	3	4	.750	0	2	2	4	5	1	1	0	7
3/31	Miami	46	41	45	10	18	.556	1	4	.250	3	4	.750	0	9	9	2	8	2	2	2	24
4/2	Boston	47	42	37	7	16	.438	1	3	.333	0	0	.000	3	4	7	6	6	2	4	2	15
4/4	@ Atlanta	48	43	26	2	8	.250	1	4	.250	2	2	1.000	1	1	2	0	4	0	2	3	7
4/5	Phoenix	49	44	24	2	8	.250	1	3	.333	1	2	.500	1	3	4	2	1	5	0	1	6
4/7	@ Toronto	50	45	24	3	7	.429	0	1	.000	0	0	.000	1	2	3	2	2	3	1	0	6
4/8	Cleveland																					
4/10	Toronto	51	46	28	3	6	.500	1	1	1.000	0	0	.000	1	2	3	1	4	1	2	0	7
4/12	Milwaukee	52	47	23	1	4	.250	0	1	.000	1	2	.500	0	2	2	2	5	0	2	0	3
4/14	@ Washington	53	48	11	2	5	.400	0	1	.000	1	2	.500	1	1	2	0	4	2	2	0	5
4/16	@ Cleveland	54	49	32	5	14	.357	0	1	.000	9	10	.900	5	5	10	1	5	3	2	0	19
4/17	Philadelphia	55	50	29	5	11	.455	0	4	.000	1	1	1.000	1	6	7	3	4	3	1	0	11
totals		55	50	1642	269	636	.423	53	170	.312	136	204	.667	73	198	271	127	217	141	118	39	727
averages				29.9	4.9	11.6		1.0	3.1		2.5	3.7		1.3	3.6	4.9	2.3	3.9	2.56	2.1	0.71	13.2
season high				45	10	19	.857	3	8	1.000	10	12	1.000	5	9	10	9	6	8	7	3	29
season low				11	1	3	.167	0	0	.000	0	0	.000	0	0	0	0	1	0	0		

BENDER



Playoff Experience: 2 years
(10 games)

PLAYOFF HIGHS

MIN:6, at Milwaukee, 5/1/00
 FGM:2, at L.A. Lakers, 6/7/00
 FGA:3, at L.A. Lakers, 6/7/00
 3-pt FGM:.....1, at Philadelphia, 5/19/00
 3-pt FGA:1, at Philadelphia, 5/19/00
 FTM:3, vs. L.A. Lakers, 6/16/00
 FTA:4, vs. L.A. Lakers, 6/16/00
 OR:
 DR:1, at Milwaukee, 5/1/00
at Philadelphia, 5/19/00
vs. L.A. Lakers, 6/16/00
 TR:1, at Milwaukee, 5/1/00
at Philadelphia, 5/19/00
vs. L.A. Lakers, 6/16/00
 AST:
 ST:1, vs. L.A. Lakers, 6/16/00
 TO:
 BKS:
 PTS:4, at L.A. Lakers, 6/7/00

CAREER HIGHS SET/TIED THIS SEASON

MIN:46, at Chicago, 1/19/02
 FGM:7, vs. Miami, 12/31/01
vs. New York, 2/1/02
vs. Cleveland, 4/8/02
 FGA:14, vs. New York, 2/1/02
at Golden State, 2/25/02, OT
 3-pt FGM:4, vs. New York, 2/1/02
 3-pt FGA:8, vs. New York, 2/1/02
 FTM:9, vs. Milwaukee, 1/15/02
at Philadelphia, 3/8/02
vs. Miami, 3/31/02
 FTA:10, vs. Milwaukee, 1/15/02
at Philadelphia, 3/8/02
vs. Miami, 3/31/02
 OR:4, at Golden State, 2/25/02, OT
 DR:8, at Chicago, 1/21/02
vs. Charlotte, 1/25/02
 TR:10, at Chicago, 1/21/02
 AST:4, at Cleveland, 12/22/01
 ST:2, at Detroit, 11/17/01
vs. Chicago, 12/7/01
vs. New Jersey, 12/21/01
vs. Orlando, 3/5/02
 TO:4, vs. Chicago, 12/7/01
at Chicago, 1/21/02
vs. Seattle, 1/26/02
at Phoenix, 2/28/02, OT
vs. Orlando, 3/5/02
vs. Miami, 3/31/02
 BKS:6, vs. Atlanta, 3/17/02
 PTS:*20, vs. Miami, 12/31/01
vs. Cleveland, 4/8/02

* - tied

G/F 7-0 219 LBS BORN: 1/30/81 2 YEARS PRO

He scored more than twice as many points (581) during the 2001-02 season as he did in his first two seasons, combined (257).

He started 17 games this season (all in the last 41 games)...as a starter, he has averaged 11.3 ppg and 5.5 rpg...he has shot 45.5 percent from the floor as a starter, compared to 40.7 percent FGS off the bench...the Pacers were 8-9 with him in the starting lineup.

He came off the bench in his last 21 straight games averaging 8.9 points and 2.5 rebounds per game.

Averaging 5.4 ppg and having scored 10+ points six times in his first 38 games, he averaged 9.9 ppg in his last 40 games and totaled 10+ points 20 times in that stretch...that run included a career-high five straight games from 2/17 to 2/28...

In his second start of the season, at Chicago, 1/21, he posted the first double-double of his career with a career-high 10 rebounds and 18 points...that is the first time he ever led the Pacers in rebounds.

He tied for the team lead in rebounding with seven at Washington, 2/3.

Averaging 2.4 rpg in the first half of the season, he averaged 3.8 rpg in the second half of the season.

His 18 points against the Knicks, 2/1, featured a career-high four 3-pt FGM, as he shot 4-8 from long range...his eight 3-pt FG attempts were also a career-high.

In his first seven games of the second half of the season, he averaged 14.0 ppg and shot 32-64 FGS (.500)...those seven games featured four straight games of 10+ points 1/25 to 2/1.

He tied a career-high with 20 points off the bench vs. Miami, 12/31...that is his most points ever as a reserve...in that game, he shot 7-8 FGS, 3-4 3-pt FGS and 3-4 FTS.

In the first half of the season, he shot 17-42 3-pt FGS (.405)...but, in the second half, he shot 28-83 3-pt FGS (.337).

He drew three DNP-CDs in the first half of the season, but played in all but one in the second half...the only game he has missed in the second half came as the result of an NBA-imposed suspension for leaving the area of the bench during an altercation in the game against the Pistons, 3/26...that was the first game he had ever missed due to suspension.

He blocked 49 shots this season, including a career-high six rejections against the Hawks, 3/17...that was one short of the most blocked shots by any Pacers' player this season.

He had a career-high nine FTM and 10 FTA three times, shooting 9-10 FTS against the Bucks, 1/15, the 76ers, 3/8, and vs. Miami, 3/31.

In that game against the Heat, 3/31, he had 19 points and shot 5-7 FGS.

In the 41 Indiana wins that he appeared in, he shot 117-244 FGS (.480)...in the 37 losses in which he saw action, he shot 81-216 (.375).

He handed out a career-high four assists in the Pacers win vs. Cleveland, 12/22.

Averaging less than an assist per game (0.8), he had a string of nine straight games with at least one assist from 1/25 to 2/17...in that stretch, he averaged 1.9 apg and had two or more assists six times...in the second half of the season he went without an assist 14 times.

Averaging 15.0 mpg in the first half of the season, he averaged 26.9 mpg in the second half.

He had a career-high two steals four times...three of those multi-steal games came in the season's first 28 outings.

PLAYOFFS

He played just one game in the 2001 postseason, logging four minutes vs. Philadelphia...he did not score or have a rebound in that postseason appearance.

The youngest player to ever participate in the postseason for Indiana, he averaged 1.3 ppg and 2.3 mpg in nine appearances in the 2000 NBA playoffs.

He scored a playoff career-high four points in Game One of the NBA Finals at Los Angeles, 6/7.

In his nine playoff appearances of 2000, he shot 4-6 from the floor, 1-1 3-pt FG and 3-6 FTS.

2001-02 FINAL STATISTICS

BENDER	G	GS	MIN	FGM-FGA	PCT	3-POINT		FTM-FTA	PCT	OR	DR	TR	AST	PF-DQ	ST	TO	BKS	PTS	AVG
						FGM-FGA	PCT												
BENDER	78	17	1647	198-460	.430	45-125	.360	140-181	.773	64	180	244	62	147-1	19	96	49	581	7.4

CAREER PLAYOFF STATISTICS

YR/TEAM	G	MIN	FGM-FGA	PCT	3-POINT		FTM-FTA	PCT	OR	DR	TR	AVG	AST	PF-DQ	ST	TO	BKS	PTS	AVG
					FGM-FGA	PCT													
1999-00	9	21	4-6	.667	1-1	1.000	3-6	.500	0	3	3	0.3	0	2-0	1	0	0	12	1.3
2000-01	1	4	0-1	.000	0-0	.000	0-0	.000	0	0	0	0.0	0	1-0	0	0	0	0	0.0
NBA (2)	10	25	4-7	.571	1-1	1.000	3-6	.500	0	3	3	0.3	0	3-0	1	0	0	12	1.2



DATE	GAME	G	GS	MIN	FGM	FGA	PCT	3-PT			FTM	FTA	PCT	OR	DR	TR	AST	PF	STL	TO	BKS	PTS
								FGM	FGA	PCT												
10/30	@ New Jersey	1		4	1	1	1.000	0	0	.000	0	0	.000	0	0	0	1	1	0	0	0	2
10/31	@ Chicago	2		15	2	4	.500	1	1	1.000	0	0	.000	1	1	2	0	2	0	2	0	5
11/2	Orlando	3		8	1	3	.333	0	0	.000	0	0	.000	1	0	1	0	2	0	1	1	2
11/4	@ Toronto	4		9	0	2	.000	0	0	.000	0	0	.000	0	1	1	0	1	0	1	0	0
11/6	@ Philadelphia	Did Not Play - Coach's Decision																				
11/7	Sacramento	5		10	3	6	.500	1	1	1.000	0	0	.000	0	1	1	0	1	0	0	1	7
11/9	New York	6		2	0	1	.000	0	0	.000	0	0	.000	0	0	0	0	1	0	0	0	0
11/10	Portland	7		19	6	9	.667	3	3	1.000	0	0	.000	1	1	2	1	1	0	0	1	15
11/13	New Jersey	8		6	0	2	.000	0	0	.000	0	0	.000	1	1	2	0	0	0	0	1	0
11/14	@ Boston	9		11	1	5	.200	1	2	.500	0	0	.000	1	1	2	0	1	0	1	0	3
11/16	Minnesota	10		22	2	10	.200	1	5	.200	2	2	1.000	1	1	2	0	2	0	1	1	7
11/17	@ Detroit	11		23	2	3	.667	0	0	.000	1	2	.500	0	1	1	0	3	2	2	1	5
11/20	Atlanta	12		6	0	4	.000	0	0	.000	0	0	.000	1	0	1	0	0	0	1	0	0
11/22	Washington	13		2	1	1	1.000	0	0	.000	1	1	1.000	0	0	0	0	0	0	0	0	3
11/23	San Antonio	14		16	1	5	.200	0	1	.000	1	1	1.000	0	1	1	2	1	1	0	0	3
11/25	@ Seattle	15		17	2	5	.400	1	3	.333	0	0	.000	0	0	0	0	1	0	1	1	5
11/27	@ Portland	16		7	0	1	.000	0	0	.000	0	0	.000	1	4	5	1	3	0	1	0	0
11/28	@ Denver	17		26	3	4	.750	3	3	1.000	2	2	1.000	0	7	7	2	1	0	1	2	11
12/1	@ Utah	18		14	1	3	.333	1	1	1.000	0	0	.000	0	2	2	0	1	0	1	0	3
12/2	@ LA Clippers	19		27	1	9	.111	0	2	.000	0	4	.000	2	1	3	2	2	1	1	0	2
12/4	Denver	20		19	4	6	.667	0	1	.000	1	1	1.000	0	2	2	0	3	0	0	1	9
12/7	Chicago	21		24	1	4	.250	1	2	.500	0	0	.000	1	1	2	1	2	2	4	1	3
12/8	@ New York	Did Not Play - Coach's Decision																				
12/13	Houston	22		9	0	2	.000	0	1	.000	0	0	.000	0	3	3	0	0	0	0	0	0
12/15	@ Milwaukee	23		12	1	5	.200	0	0	.000	0	0	.000	1	2	3	1	0	0	0	0	2
12/18	@ Atlanta	24		6	1	2	.500	0	0	.000	0	0	.000	1	1	2	0	0	0	2	1	2
12/19	Toronto	Did Not Play - Coach's Decision																				
12/21	New Jersey	25		30	3	5	.600	0	1	.000	5	6	.833	1	2	3	3	1	2	0	2	11
12/22	@ Cleveland	26		27	3	6	.500	0	0	.000	0	0	.000	0	4	4	4	3	0	2	0	6
12/26	@ Orlando	27		14	1	1	1.000	0	0	.000	0	2	.000	0	1	1	1	2	0	1	0	2
12/27	Washington	28		21	2	7	.286	0	0	.000	1	2	.500	1	3	4	1	1	0	0	2	5
12/29	@ New Jersey	29		12	1	2	.500	0	0	.000	2	2	1.000	2	0	2	0	0	1	1	0	4
12/31	Miami	30		34	7	8	.875	3	4	.750	3	4	.750	1	3	4	0	1	0	1	1	20
1/4	@ San Antonio	31		14	2	3	.667	0	0	.000	0	0	.000	1	1	2	0	1	0	0	0	4
1/5	@ Houston	32		8	2	2	1.000	0	0	.000	0	0	.000	0	1	1	0	0	0	0	0	4
1/9	LA Lakers	33		16	5	11	.455	0	3	.000	0	0	.000	3	2	5	0	0	0	0	0	10
1/11	Chicago	34		12	1	5	.200	0	2	.000	0	0	.000	1	2	3	0	0	0	0	0	2
1/12	@ Dallas	35		8	1	3	.333	0	0	.000	2	2	1.000	2	0	2	1	0	0	1	0	4
1/15	Milwaukee	36		21	2	9	.222	1	4	.250	9	10	.900	1	7	8	0	3	0	2	0	14
1/16	@ Milwaukee	37		19	1	5	.200	0	1	.000	3	4	.750	1	4	5	1	2	0	1	1	5
1/18	Detroit	38		20	3	5	.600	0	1	.000	1	2	.500	0	2	2	0	2	0	2	1	7
1/19	@ Miami	39	1	26	3	5	.600	0	0	.000	3	4	.750	2	2	4	1	2	0	2	0	9
1/21	@ Chicago	40	2	46	5	10	.500	1	3	.333	7	8	.875	2	8	10	1	3	0	4	3	18
1/23	@ Boston	41	3	22	4	9	.444	1	5	.200	0	2	.000	1	4	5	0	5	0	1	1	9
1/25	Charlotte	42	4	31	6	9	.667	1	1	1.000	4	5	.800	0	8	8	2	4	0	2	2	17
1/26	Seattle	43	5	42	5	12	.417	2	7	.286	3	4	.750	2	2	4	2	1	1	4	1	15
1/30	Memphis	44	6	34	2	5	.400	2	3	.667	6	8	.750	0	6	6	1	3	0	2	1	12
2/1	New York	45	7	35	7	14	.500	4	8	.500	0	0	.000	0	2	2	3	4	0	2	2	18
2/3	@ Washington	46	8	36	2	5	.400	0	2	.000	0	0	.000	1	6	7	1	0	0	0	0	4
2/5	Dallas	47	9	15	4	8	.500	0	0	.000	3	6	.500	1	0	1	2	5	0	0	0	11
2/12	Utah	48	10	21	1	3	.333	0	0	.000	1	2	.500	1	1	2	1	0	1	3	0	3
2/15	@ Charlotte	49		14	1	3	.333	0	0	.000	0	0	.000	0	0	0	2	1	0	0	0	2
2/17	Philadelphia	50		32	4	8	.500	1	2	.500	4	4	1.000	0	7	7	3	2	0	0	0	13
2/22	Cleveland	51	11	38	4	11	.364	0	2	.000	4	4	1.000	1	1	2	0	4	0	2	1	12
2/23	LA Clippers	52	12	29	5	10	.500	1	3	.333	2	4	.500	3	4	7	1	2	0	0	1	13
2/25	@ Golden State	53	13	34	5	14	.357	0	6	.000	3	5	.600	4	5	9	0	4	1	2	0	13
2/28	@ Phoenix	54	14	41	3	9	.333	0	2	.000	7	8	.875	2	6	8	1	4	1	4	1	13
3/1	@ LA Lakers	55	15	16	1	4	.250	0	1	.000	0	0	.000	1	1	2	0	2	0	3	1	2
3/3	@ Sacramento	56	16	37	6	11	.545	2	3	.667	2	2	1.000	2	7	9	3	4	0	2	0	16
3/5	Orlando	57	17	30	3	6	.500	0	1	.000	1	2	.500	0	7	7	2	3	2	4	0	7
3/7	@ Memphis	58		14	2	4	.500	1	2	.500	4	4	1.000	0	1	1	1	0	0	0	0	9
3/8	@ Philadelphia	59		33	3	13	.231	2	5	.400	9	10	.900	2	4	6	2	2	0	2	0	17
3/10	@ Detroit	60		18	0	3	.000	0	1	.000	2	2	1.000	0	2	2	1	4	0	2	0	2
3/12	Golden State	61		28	6	10	.600	1	2	.500	4	4	1.000	1	4	5	1	2	0	0	0	17
3/15	@ Minnesota	62		19	2	6	.333	0	1	.000	1	2	.500	0	0	0	0	0	1	1	0	5
3/17	Atlanta	63		25	3	6	.500	0	1	.000	1	1	1.000	2	1	3	0	2	0	1	6	7
3/20	@ Charlotte	64		28	3	6	.500	2	3	.667	5	6	.833	0	1	1	1	2	0	0	1	13
3/22	@ Miami	65		30	3	7	.429	0	0	.000	4	4	1.000	2	3	5	1	3	0	2	0	10
3/24	Charlotte	66		11	0	2	.000	0	0	.000	0	0	.000	0	1	1	1	1	0	2	0	0
3/26	Detroit	67		8	0	2	.000	0	1	.000	1	2	.500	0	1	1	1	3	0	1	1	1
3/29	@ Orlando	Not With Team - NBA Suspension																				
3/31	Miami	68		25	5	7	.714	0	1	.000	9	10	.900	1	4	5	0	4	0	4	1	19
4/2	Boston	69		26	3	6	.500	0	2	.000	0	1	.000	0	0	0	0	2	1	2	3	6
4/4	@ Atlanta	70		19	1	7	.143	0	2	.000	4	4	1.000	1	3	4	0	3	0	1	1	6
4/5	Phoenix	71		36	5	11	.455	1	2	.500	3	5	.600	3	1	4	1	1	1	2	0	14
4/7	@ Toronto	72		20	3	5	.600	2	3	.667	0	0	.000	0	1	1	0	4	0	2	1	8
4/8	Cleveland	73		29	7	11	.636	1	2	.500	5	7	.714	1	5	6	0	1	0	1	0	20
4/10	Toronto	74		29	1	5	.200	0	1	.000	0	0	.000	0	1	1	0	4	1	3	0	2
4/12	Milwaukee	75		41	6	9	.667	2	3	.667	2	2	1.000	1	3	4	3	3	0	1	0	16
4/14	@ Washington	76		22	2	5	.400	1	1	1.000	1	1	1.000	0	1	1	0	2	0	0	1	6
4/16	@ Cleveland	77		13	1	4	.250	0	0	.000	1	1	1.000	0	1	1						

BREWER



Playoff Experience: None

PLAYOFF HIGHS

Has not played

CAREER HIGHS SET/TIED THIS SEASON

MIN:12, at L.A. Clippers, 12/2/01
 FGM:1, at Denver, 11/28/01
at L.A. Clippers, 12/2/01
 FGA:2, at Denver, 11/28/01
at L.A. Clippers, 12/2/01
 3-pt FGM:
 3-pt FGA:1, at Denver, 11/28/01
 FTM:
 FTA:
 OR:2, at L.A. Clippers, 12/2/01
 DR:2, vs. Chicago, 12/7/01
 TR:3, at L.A. Clippers, 12/2/01
 AST:3, at Denver, 11/28/01
vs. Chicago, 12/7/01
 STL:1, at L.A. Clippers, 12/2/01
at Milwaukee, 12/15/01
 TO:2, at Denver, 11/28/01
 BKS:
 PTS:2, at Denver, 11/28/01
at L.A. Clippers, 12/2/01

G 6-4 184 LBS BORN: 11/19/80 ROOKIE

Sandwiched around three lengthy stints on the injured list, he saw action in 13 games. Activated from the injured list for the first time before the game at Detroit, 11/17, he drew a DNP-CD that night. He played in eight of the next 10 games and a total of 10 games before being placed back on the injured list, 1/9, with a strained right groin...that stay on the injured list lasted 18 games. Activated from the list 2/22, he played against the Cavs, 2/22, and the Clippers, 2/23, recording all 0's in those two games. Following two straight DNP-CDs, he made his last appearance of the season against the Lakers at L.A., 3/1...again, he had all 0's in one minute. Due to a strained left gastroc (calf) muscle, he was placed on the injured list for the third time, 3/7, and he remained there for the duration of the regular season (22 games). He sat out 18 games due to coaching decisions, including nine in a 10-game span from 12/18 to 1/5. He saw his first NBA regular season action vs. Atlanta, 11/20, and in two minutes he did not take a shot, have a rebound or hand out an assist. While logging a total of six minutes, he drew all 0's, except one personal foul, in his first four appearances. He scored his first regular season points at Denver, 11/28, hitting 1-2 FGS for two points...he added a career-high three assists and a rebound in that contest. To go with three rebounds, one assist and a steal, he also scored two points in his next outing, against the L.A. Clippers, 12/2...he logged 12 minutes in that game and that was his only outing with double-digit minutes. He was the only Pacers' player to not attempt a free throw this season. Shooting 2-5 FGS, he grabbed eight rebounds and handed out nine assists in a total of 43 minutes. He had a 3.0-to-1 assists-to-turnover ratio for the season...in his last eight games, he had six assists and just one miscue.

2001-02 FINAL STATISTICS

	G	GS	MIN	FGM-FGA	PCT	3-POINT		FTM-FTA	PCT	OR	DR	TR	AST	PF-DQ	ST	TO	BKS	PTS	AVG
						FGM-FGA	PCT												
BREWER	13	0	43	2-5	.400	0-1	.000	0-0	---	2	6	8	9	3-0	2	3	0	4	0.3

CAREER PLAYOFF STATISTICS

YR/TEAM	G	MIN	FGM-FGA	PCT	3-POINT		FTM-FTA	PCT	OR	DR	TR	AVG	AST	PF-DQ	ST	TO	BKS	PTS	AVG
					FGM-FGA	PCT													
HAS NOT PLAYED																			



DATE	GAME	G	GS	MIN	FGM	FGA	PCT	3-PT			FTM	FTA	PCT	OR	DR	TR	AST	PF	STL	TO	BKS	PTS
								FGM	FGA	PCT												
10/30	@ New Jersey																					
10/31	@ Chicago																					
11/2	Orlando																					
11/4	@ Toronto																					
11/6	@ Philadelphia																					
11/7	Sacramento																					
11/9	New York																					
11/10	Portland																					
11/13	New Jersey																					
11/14	@ Boston																					
11/16	Minnesota																					
11/17	@ Detroit																					
11/20	Atlanta	1	2	0	0	.000	0	0	.000	0	0	.000	0	0	0	0	0	0	0	0	0	0
11/22	Washington																					
11/23	San Antonio	2	2	0	0	.000	0	0	.000	0	0	.000	0	0	0	0	0	0	0	0	0	0
11/25	@ Seattle	3	1	0	0	.000	0	0	.000	0	0	.000	0	0	0	0	1	0	0	0	0	0
11/27	@ Portland	4	1	0	0	.000	0	0	.000	0	0	.000	0	0	0	0	0	0	0	0	0	0
11/28	@ Denver	5	8	1	2	.500	0	1	.000	0	0	.000	0	1	1	3	1	0	2	0	2	2
12/1	@ Utah																					
12/2	@ LA Clippers	6	12	1	2	.500	0	0	.000	0	0	.000	2	1	3	1	0	1	0	0	2	2
12/4	Denver	7	2	0	1	.000	0	0	.000	0	0	.000	0	1	1	0	0	0	0	0	0	0
12/7	Chicago	8	5	0	0	.000	0	0	.000	0	0	.000	0	2	2	3	1	0	0	0	0	0
12/8	@ New York																					
12/13	Houston																					
12/15	@ Milwaukee	9	2	0	0	.000	0	0	.000	0	0	.000	0	0	0	1	0	1	0	0	0	0
12/18	@ Atlanta																					
12/19	Toronto																					
12/21	New Jersey																					
12/22	@ Cleveland																					
12/26	@ Orlando																					
12/27	Washington	10	4	0	0	.000	0	0	.000	0	0	.000	0	1	1	1	0	0	1	0	0	0
12/29	@ New Jersey																					
12/31	Miami																					
1/4	@ San Antonio																					
1/5	@ Houston																					
1/9	LA Lakers																					
1/11	Chicago																					
1/12	@ Dallas																					
1/15	Milwaukee																					
1/16	@ Milwaukee																					
1/18	Detroit																					
1/19	@ Miami																					
1/21	@ Chicago																					
1/23	@ Boston																					
1/25	Charlotte																					
1/26	Seattle																					
1/30	Memphis																					
2/1	New York																					
2/3	@ Washington																					
2/5	Dallas																					
2/12	Utah																					
2/15	@ Charlotte																					
2/17	Philadelphia																					
2/22	Cleveland	11	1	0	0	.000	0	0	.000	0	0	.000	0	0	0	0	0	0	0	0	0	0
2/23	LA Clippers	12	2	0	0	.000	0	0	.000	0	0	.000	0	0	0	0	0	0	0	0	0	0
2/25	@ Golden State																					
2/28	@ Phoenix																					
3/1	@ LA Lakers	13	1	0	0	.000	0	0	.000	0	0	.000	0	0	0	0	0	0	0	0	0	0
3/3	@ Sacramento																					
3/5	Orlando																					
3/7	@ Memphis																					
3/8	@ Philadelphia																					
3/10	@ Detroit																					
3/12	Golden State																					
3/15	@ Minnesota																					
3/17	Atlanta																					
3/20	@ Charlotte																					
3/22	@ Miami																					
3/24	Charlotte																					
3/26	Detroit																					
3/29	@ Orlando																					
3/31	Miami																					
4/2	Boston																					
4/4	@ Atlanta																					
4/5	Phoenix																					
4/7	@ Toronto																					
4/8	Cleveland																					
4/10	Toronto																					
4/12	Milwaukee																					
4/14	@ Washington																					
4/16	@ Cleveland																					
4/17	Philadelphia																					
totals		13	43	2	5	.400	0	1	.000	0	0	.000	0	0	0	0	0	0	0	0	0	4
averages			3.3	0.2	0.4		0.0	0.1		0.0	0.0		0.2	0.5	0.6	0.7	0.2	0.15	0.2	0.00	0.3	
season high			12	1	2	.500	0	1	.000	0	0	.000	2	2	3	3	1	1	2	0	2	
season low			1	0	0	.000	0	0	.000	0	0	.000	0	0	0	0	0	0	0	0	0	0
Games 1-10			0	0	0	.000	0	0	.000	0	0	.000	0	0	0	0	0	0	0	0	0	0
Games 11-20	6		26	2	4	.500	0	1	.000	0	0	.000	2	2	4	4	2	1	2	0	0	7
Games 21-30	3		9	0	1	.000	0	0	.000	0	0	.000	0	3	3	4	1	1	0	0	0	0
Games 31-40	1		4	0	0	.000	0	0	.000	0	0	.000	0	1	1	1	0	0	1	0	0	0
Games 41-50			0	0	0	.000	0	0	.000	0	0	.000	0	0	0	0	0	0	0	0	0	0
Games 51-60	3		4	0	0	.000	0	0	.000	0	0	.000	0	0	0	0	0	0	0	0	0	0
Games 61-70			0	0	0	.000	0	0	.000	0	0	.000	0	0	0	0	0	0	0	0	0	0
Games 71-82			0	0	0	.000	0	0	.000	0	0	.000	0	0	0	0	0	0	0	0	0	0
Home Games	7		18	0	1	.000	0	0	.000	0	0	.000	0	4	4	4	1	0	1	0	0	0
Away Games	6		25	2	4	.500	0	1	.000	0	0	.000	2	2	4	5	2	2	2	0	0	7



CROSHERE



Playoff Experience: 3 years
(28 games)

PLAYOFF HIGHS

MIN:37, at Philadelphia, 4/21/01
 FGM:7, vs. New York, 5/23/00
 FGA:15, at L.A. Lakers, 6/9/00
 3-pt FGM:4, vs. Philadelphia, 5/8/00
vs. New York, 5/23/00
 3-pt FGA:5, vs. New York, 5/23/00
at L.A. Lakers, 6/19/00
 FTM:12, at L.A. Lakers, 6/9/00
 FTA:12, at L.A. Lakers, 6/9/00
vs. L.A. Lakers, 6/16/00
 OR:5, at Milwaukee, 4/29/00
 DR:8, vs. Philadelphia, 5/6/00
vs. L. A. Lakers, 6/16/00
 TR:11, at Milwaukee, 4/29/00
vs. Philadelphia, 5/6/00
 AST:5, vs. Philadelphia, 5/8/00
 ST:3, at Philadelphia, 4/21/01
 TO:3, at Milwaukee, 5/1/00
vs. Philadelphia, 5/8/00
at L.A. Lakers, 6/7/00
vs. Philadelphia, 4/28/01
 BKS:2, several times
(most recent: at L.A. Lakers, 6/9/00)
 PTS:24, at L.A. Lakers, 6/9/00

CAREER HIGHS SET/TIED THIS SEASON

FGM:12, vs. Dallas, 2/5/02, 2ot
 FGA:20, vs. Golden State, 11/17/00
 3-pt FGM:*4, vs. Dallas, 2/5/02, 2ot
*vs. Miami, 3/31/02
 3-pt FGA:*6, several times
 (most recent: vs. Golden State, 3/12/02)
 OR:*6, at Charlotte, 2/15/02
 DR:11, at San Antonio, 1/4/02
 TR:14, at San Antonio, 1/4/02
 AST:*5, vs. Sacramento, 11/7/01
*vs. Portland, 11/10/01
 PTS:*32, vs. Dallas, 2/5/02, 2ot
 * - tied

F 6-10 242 LBS BORN: 5/1/75 4 YEARS PRO

In games in which he played 20 minutes or more he averaged 12.5 ppg and 6.3 rpg...in those 26 games, he shot 115-248 (.464) from the field, 30-76 3-pt FGS (.395) and 66-76 FTS (.868).

The Pacers had a record of 16-10 when he logged 20 minutes or more.

After scoring just two points on 1-7 FGS in 23 minutes vs. Memphis, 1/30, he averaged 17.5 ppg and 6.6 rpg in his last 11 games with 20+ minutes...he scored 10+ points in 10 of those 11 games and had seven games of 18 points or better.

In his other 50 appearances, he averaged 3.8 ppg, 2.6 rpg and 12.0 mpg...in those 50 games, he shot 70-200 (.350), 19-69 3-pt FGS (.275) and 31-38 FTS (.816).

Recording his first double-double of the season, he had 10 points and a career-high 14 rebounds at San Antonio, 1/4...he had a total of four double-doubles on the season

He came off the bench to lead the Pacers in scoring 19 times, including a 23-point effort against the Hornets, 2/15.

He tied a career-high with 32 points in a double-overtime loss to Dallas, 2/5...in that game, he connected on 12-18 FGS, 4-5 3-pt FGS and 4-4 FTS...13 of his points and six of his 12 rebounds came in the last two minutes of either the fourth quarter or the overtime sessions...he hit a 3-pt FG with 1.3 seconds left in the fourth quarter that sent the game into overtime.

His 11 rebounds at Charlotte, 2/15, featured a career-high tying and season-best six offensive boards.

On his way to a bench-high 19 points at Sacramento, 3/3, he shot a season-best 10-10 FTS.

In the second half of the season, he scored 10+ points 15 times (including all seven of his games with 18+ points), compared to nine times in the first half of the season.

In his only start of the season, he had six points, four rebounds and an assist in 19 minutes vs. Charlotte, 3/24.

In a span of three games from 11/7 to 11/10, he had a career-high tying five assists twice.

He averaged 2.4 apg in the first eight games and then averaged 0.9 apg the rest of the season.

Including three in a row from 4/5 to 4/8, he drew six DNP-CDs this season...that was the first time he had drawn three straight DNP-CDs since the 1998-99 season.

In the four games prior to the three straight DNP-CDs, he averaged 12.3 ppg, 7.3 rpg and 2.0 apg...his four assists at Orlando, 3/29, were his most in his last 68 appearances.

In just 10 minutes of the season finale against the Sixers, 4/17, he had seven rebounds...that tied his most rebounds in a game where he registered less than 20 minutes.

He put together a string of four straight games with 10+ points from 3/12 to 3/20 and in those four games he averaged 16.3 ppg...that was his most consecutive games of double-figure scoring this season.

His five points at Orlando, 12/26, gave him 2,000 in his NBA career.

He grabbed his 1,000th rebound in the season's opener at New Jersey, 10/30.

PLAYOFFS

One of three Pacers' players to average in double figures in 2001, he scored 10.8 ppg and grabbed 5.0 rpg.

He posted the third postseason double-double of his career with 13 points and 10 rebounds in Game Three vs. Philadelphia, 4/28/01.

He averaged 32.3 mpg in four games against the Sixers in 2001, including a career-high 37 minutes in the series opener, 4/21.

He recorded a playoff career-high three steals in Game One of the series vs. Philadelphia, 4/21/01

In his first extensive playoff experience, he averaged 9.4 ppg during the 2000 postseason, including 15.2 ppg in the six-game NBA Finals against the Lakers...in that series, he shot 54.5 percent from the floor and 86.7 percent from the foul line.

In Game Two of the Finals at L.A., he scored a career-high 24 points, including 12-12 from the foul line...his 12 FTM and FTA were also career-highs.

He had two double-doubles in the 2000 postseason (at Milwaukee, 4/29, and vs. Philadelphia, 5/6), snaring a career-best 11 boards in both games...he led the Pacers in rebounding three times during the 2000 playoffs.

He topped Indiana in scoring twice during the 2000 postseason

In the opening game of the 2000 Eastern Conference Finals against the Knicks, 5/23, he led the Pacers to a win with 22 points on 7-10 FGS, 4-5 3-pt FGS and 4-4 FTS.

He set a Pacers' playoff record by going 4-4 from 3-pt range against the 76ers in Game Two of the Eastern Conference Semifinals vs. Philadelphia.

In his only appearance of the 1999 postseason, he had two points and a rebound in two minutes of Game One of the First Round series with Milwaukee, 5/9/99

2001-02 FINAL STATISTICS

	G	GS	MIN	FGM-FGA	PCT	3-POINT		FTM-FTA	PCT	OR	DR	TR	AST	PF-DQ	ST	TO	BKS	PTS	AVG
						FGM-FGA	PCT												
CROSHERE	76	1	1286	185-448	.413	49-145	.338	97-114	.851	74	220	294	77	106-0	26	67	29	516	6.8

CAREER PLAYOFF STATISTICS

YR/TEAM	G	MIN	FGM-FGA	PCT	3-POINT		FTM-FTA	PCT	OR	DR	TR	AVG	AST	PF-DQ	ST	TO	BKS	PTS	AVG
					FGM-FGA	PCT													
1998-99	1	1	0-1	.000	0-0	.000	2-2	1.000	1	0	1	1.0	0	0-0	0	0	0	2	2.0
1999-00	23	490	64-153	.418	15-37	.405	73-87	.839	31	78	109	4.7	19	51-0	9	25	16	216	9.4
2000-01	4	129	14-35	.400	2-10	.200	13-15	.867	5	15	20	5.0	6	15-1	4	9	2	43	10.8
NBA (3)	28	620	78-189	.413	17-47	.362	88-104	.846	37	93	130	4.6	25	66-1	13	34	18	261	9.3

DATE	GAME	G	GS	MIN	FGM	FGA	PCT	3-PT			FTM	FTA	PCT	OR	DR	TR	AST	PF	STL	TO	BKS	PTS
								FGM	FGA	PCT												
10/30	@ New Jersey	1		26	0	4	.000	0	0	.000	2	2	1.000	1	6	7	3	2	1	1	1	2
10/31	@ Chicago	2		22	6	8	.750	1	1	1.000	1	1	1.000	0	4	4	2	1	0	0	0	14
11/2	Orlando	3		24	1	8	.125	0	3	.000	6	6	1.000	3	5	8	4	3	1	2	0	8
11/4	@ Toronto	4		22	2	9	.222	2	3	.667	7	8	.875	0	3	3	0	3	1	4	1	13
11/6	@ Philadelphia	5		31	5	8	.625	1	2	.500	0	0	.000	4	4	8	0	2	1	3	0	11
11/7	Sacramento	6		25	5	8	.625	1	2	.500	0	0	.000	0	3	3	5	3	1	2	1	11
11/9	New York	7		16	1	5	.200	0	1	.000	0	0	.000	1	4	5	0	1	1	1	0	2
11/10	Portland	8		21	1	7	.143	1	4	.250	2	3	.667	1	4	5	5	2	0	2	0	5
11/13	New Jersey	9		17	0	3	.000	0	2	.000	2	2	1.000	0	3	3	1	1	0	0	0	2
11/14	@ Boston	10		11	1	4	.250	0	2	.000	0	0	.000	0	3	3	0	1	0	1	0	2
11/16	Minnesota	11		9	0	0	.000	0	0	.000	1	2	.500	0	2	2	1	2	0	1	0	1
11/17	@ Detroit	12		22	3	7	.429	0	2	.000	3	4	.750	1	6	7	0	3	0	1	0	9
11/20	Atlanta	13		9	1	3	.333	0	1	.000	0	0	.000	0	1	1	0	1	0	0	0	2
11/22	Washington	14		19	5	6	.833	1	2	.500	1	2	.500	1	1	2	0	3	2	0	1	12
11/23	San Antonio	15		16	3	8	.375	2	5	.400	0	0	.000	1	6	7	0	1	0	1	2	8
11/25	@ Seattle	16		5	1	2	.500	0	1	.000	2	2	1.000	0	0	0	0	0	0	1	2	4
11/27	@ Portland	17		5	0	0	.000	0	0	.000	0	0	.000	1	1	2	0	1	0	1	0	0
11/28	@ Denver	18		16	0	5	.000	0	0	.000	0	0	.000	0	1	1	1	0	0	1	0	0
12/1	@ Utah	19		29	2	5	.400	0	1	.000	4	4	1.000	3	5	8	0	2	1	1	3	8
12/2	@ LA Clippers	20		19	5	8	.625	1	1	1.000	1	1	1.000	3	1	4	1	1	0	3	0	12
12/4	Denver	21		16	3	7	.429	0	2	.000	1	1	1.000	0	2	2	1	1	0	0	1	7
12/7	Chicago	22		13	3	6	.500	0	1	.000	0	0	.000	3	2	5	1	1	0	0	0	6
12/8	@ New York	23		8	1	3	.333	0	1	.000	0	0	.000	0	2	2	0	0	2	1	0	2
12/13	Houston	24		13	0	3	.000	0	0	.000	0	0	.000	0	0	0	0	2	0	2	0	0
12/15	@ Milwaukee	25		20	5	7	.714	0	1	.000	0	0	.000	3	4	7	1	0	0	2	0	10
12/18	@ Atlanta	26		18	3	10	.300	2	5	.400	2	2	1.000	0	5	5	0	2	0	0	0	10
12/19	Toronto	27		16	1	3	.333	1	3	.333	0	0	.000	0	3	3	3	0	0	0	1	3
12/21	New Jersey	28		12	2	4	.500	1	1	1.000	1	1	1.000	1	1	2	0	0	0	0	0	6
12/22	@ Cleveland			Did Not Play - Coach's Decision																		
12/26	@ Orlando	29		17	2	6	.333	1	1	1.000	0	0	.000	1	4	5	0	1	1	0	0	5
12/27	Washington	30		12	0	4	.000	0	4	.000	0	0	.000	0	4	4	1	0	0	0	1	0
12/29	@ New Jersey	31		4	0	1	.000	0	0	.000	0	0	.000	0	0	0	0	3	0	1	0	0
12/31	Miami	32		18	1	4	.250	1	2	.500	1	2	.500	1	5	6	1	1	0	0	2	4
1/4	@ San Antonio	33		24	4	8	.500	1	3	.333	1	3	.333	3	11	14	1	2	1	1	1	10
1/5	@ Houston	34		17	1	3	.333	0	0	.000	0	0	.000	0	1	1	2	1	0	0	1	2
1/9	LA Lakers	35		13	0	1	.000	0	0	.000	0	0	.000	1	3	4	0	1	0	0	0	0
1/11	Chicago	36		12	0	2	.000	0	2	.000	0	0	.000	0	3	3	1	2	0	1	0	0
1/12	@ Dallas	37		18	4	8	.500	1	4	.250	0	0	.000	1	3	4	2	3	0	1	1	9
1/15	Milwaukee	38		7	0	2	.000	0	2	.000	0	0	.000	0	1	1	0	0	0	1	0	0
1/16	@ Milwaukee			Did Not Play - Coach's Decision																		
1/18	Detroit	39		7	1	3	.333	0	0	.000	0	0	.000	0	1	1	0	1	0	0	0	2
1/19	@ Miami	40		33	4	12	.333	2	6	.333	2	2	1.000	1	7	8	2	1	0	2	0	12
1/21	@ Chicago	41		29	5	9	.556	1	3	.333	0	0	.000	0	2	2	3	4	1	0	1	11
1/23	@ Boston	42		13	1	4	.250	1	4	.250	0	0	.000	0	2	2	2	0	1	1	0	3
1/25	Charlotte	43		20	2	4	.500	1	1	1.000	2	2	1.000	0	0	0	1	1	0	2	0	7
1/26	Seattle	44		11	1	1	1.000	1	1	1.000	0	0	.000	0	0	0	1	0	0	0	0	3
1/30	Memphis	45		23	1	7	.143	0	1	.000	0	0	.000	2	5	7	1	2	0	0	0	2
2/1	New York	46		5	0	2	.000	0	1	.000	0	0	.000	0	0	0	0	1	0	1	0	0
2/3	@ Washington	47		18	4	8	.500	1	2	.500	2	2	1.000	2	3	5	1	0	2	0	0	11
2/5	Dallas	48		37	12	18	.667	4	5	.800	4	4	1.000	3	9	12	1	4	0	1	1	32
2/12	Utah	49		26	3	10	.300	2	5	.400	0	0	.000	0	2	2	0	0	1	1	0	8
2/15	@ Charlotte	50		37	8	15	.533	1	2	.500	6	8	.750	6	5	11	3	1	1	0	0	23
2/17	Philadelphia	51		18	1	4	.250	0	0	.000	0	0	.000	0	1	1	1	1	0	1	0	2
2/22	Cleveland	52		4	1	4	.250	0	2	.000	0	0	.000	0	0	0	1	0	0	1	0	2
2/23	LA Clippers	53		1	0	0	.000	0	0	.000	0	0	.000	0	0	0	0	0	0	0	0	0
2/25	@ Golden State	54		7	0	3	.000	0	0	.000	0	0	.000	0	2	2	0	2	0	0	0	0
2/28	@ Phoenix	55		4	1	1	1.000	0	0	.000	0	0	.000	0	0	0	0	0	0	1	0	2
3/1	@ LA Lakers	56		15	4	8	.500	0	1	.000	6	7	.857	1	4	5	0	2	0	0	0	14
3/3	@ Sacramento	57		29	4	11	.364	1	5	.200	10	10	1.000	1	4	5	0	3	0	2	0	19
3/5	Orlando	58		35	6	13	.462	1	2	.500	5	7	.714	2	4	6	3	2	1	2	1	18
3/7	@ Memphis	59		17	2	7	.286	1	3	.333	0	0	.000	0	2	2	0	2	0	1	0	5
3/8	@ Philadelphia	60		19	2	6	.333	0	2	.000	2	2	1.000	3	2	5	1	2	2	1	0	6
3/10	@ Detroit	61		12	1	1	1.000	0	0	.000	2	2	1.000	0	3	3	0	4	0	0	1	4
3/12	Golden State	62		29	8	14	.571	3	6	.500	0	0	.000	2	3	5	1	1	1	2	1	19
3/15	@ Minnesota	63		17	4	6	.667	3	4	.750	0	0	.000	0	1	1	2	1	1	2	0	11
3/17	Atlanta	64		25	8	14	.571	1	4	.250	2	2	1.000	3	2	5	2	1	1	1	1	19
3/20	@ Charlotte	65		28	7	13	.538	2	3	.667	0	0	.000	1	4	5	2	3	0	1	3	16
3/22	@ Miami	66		12	1	1	1.000	0	0	.000	0	0	.000	0	3	3	1	1	0	0	0	2
3/24	Charlotte	67	1	19	2	7	.286	0	2	.000	2	2	1.000	2	2	4	1	1	0	0	0	6
3/26	Detroit	68		3	0	2	.000	0	0	.000	0	0	.000	0	0	0	0	0	0	0	0	0
3/29	@ Orlando	69		25	7	14	.500	2	3	.667	3	4	.750	3	10	13	4	2	1	2	1	19
3/31	Miami	70		21	2	7	.286	0	3	.000	4	4	1.000	2	5	7	1	2	0	2	0	8
4/2	Boston	71		19	4	10	.400	0	2	.000	2	4	.500	1	6	7	1	4	0	1	1	1
4/4	@ Atlanta	72		22	4	8	.500	2	5	.400	2	2	1.000	1	1	2	2	1	0	1	0	12
4/5	Phoenix			Did Not Play - Coach's Decision																		
4/7	@ Toronto			Did Not Play - Coach's Decision																		
4/8	Cleveland			Did Not Play - Coach's Decision																		
4/10	Toronto	73		4	0	2	.000	0	0	.000	0	0	.000	2	1	3	0	1	0	1	0	0
4/12	Milwaukee	74		8	2	5	.400	1	1	1.000	0	0	.000	0	2	2	0	1	0	0	0	5
4/14	@ Washington	75		2	0	1	.000	0	0	.000	0	0	.000	0	0	0	0	1	0	0	0	0
4/16	@ Cleveland			Did Not Play - Coach's Decision																		
4/17	Philadelphia	76		10	0	3	.000	0	1	.000	3	4	.750	2	5	7	2	0	0	2	0	3
totals		76	1	1286																		

FOSTER



Playoff Experience: 1 year
(4 games)

PLAYOFF HIGHS

MIN:23, vs. Philadelphia, 4/28/01
vs. Philadelphia, 5/2/01
 FGM:2, vs. Philadelphia, 4/28/01
vs. Philadelphia, 5/2/01
 FGA:5, vs. Philadelphia, 4/28/01
 3-pt FGM:
 3-pt FGA:
 FTM:2, at Philadelphia, 4/24/01
 FTA:2, at Philadelphia, 4/24/01
 OR:2, vs. Philadelphia, 4/28/01
 DR:4, vs. Philadelphia, 5/2/01
 TR:5, vs. Philadelphia, 4/28/01
 AST:2, vs. Philadelphia, 5/2/01
 ST:
 TO:2, at Philadelphia, 4/24/01
 BKS:2, vs. Philadelphia, 5/2/01
 PTS:4, vs. Philadelphia, 4/28/01
vs. Philadelphia, 5/2/01

CAREER HIGHS SET/TIED THIS SEASON

MIN:49, vs. Minnesota, 11/16/01, 2ot
 FGM:7, at San Antonio, 1/4/02
 FGA:14, vs. Washington, 11/22/01
 3-pt FGM:*1, at Phoenix, 2/28/02, ot
 3-pt FGA:1, several times
(most recent: vs. Milwaukee, 4/12/02)
 FTM:11, at Boston, 11/14/01
 FTA:12, at Boston, 11/14/01
 OR:*8, at Boston, 11/14/01
 DR:11, vs. Minnesota, 11/16/01, 2ot
 TR:15, at Boston, 11/14/01
 AST:4, vs. Houston, 12/13/01
 ST:3, several times
(most recent: vs. Atlanta, 3/17/02)
 TO:*4, vs. Toronto, 12/19/01
*vs. Dallas, 2/5/02, 2ot
*vs. Atlanta, 3/17/02
 BKS:3, at Boston, 11/14/01
 PTS:17, at Boston, 11/14/01
 * - tied

F 6-11 242 LBS BORN: 1/16/77 2 YEARS PRO

He was the only player to make an appearance in every game this season.
 He led the Pacers with 206 offensive rebounds for the season and was tied for 21st in the NBA in offensive rebounds per game with 2.5 orpg.
 On a per minute basis, he was one of the best rebounders in the NBA with an average of 14.9 rebounds for every 48 minutes played...that was the fifth highest average in the NBA.
 Overall, he ranked among the top 50 rebounders (tied for 41st) in the NBA with an average of 6.8 rebounds per game.
 In 31 games in which he logged at least 25 minutes, he averaged 8.2 ppg and 9.8 rpg...in those 31 games, he had 47 steals and 45 turnovers.
 In his 31 games with 25 minutes or more, he grabbed more than half his offensive rebound total for the season, collecting 109 of his 206 offensive boards in those 31 games.
 When logging 25 minutes or more, he shot 68.8 percent from the foul line (55-80) and 44.1 percent from the floor (100-227).
 He started each of the team's first 43 games and then came off the bench in 34 of the last 39 games.
 As a starter, he averaged 6.6 points, 7.7 rebounds and 25.0 minutes a game...as a starter, he had 52 steals and 48 turnovers, compared to 19 steals and 31 turnovers as a reserve.
 His 71 steals are a career-high and ranked third on the team.
 He had at least one steal in each of his first five games.
 He had a string of four straight games from 2/5 to 2/17 in which he claimed at least two thefts and had three steals in three of those games...he collected a career-high three steals seven times this season--but only once in the last 30 games.
 Prior to the acquisition of Ron Artest, Ron Mercer, Brad Miller and Kevin Ollie, 2/19, he had racked up 12 games with 10+ points...but, in the last 29 games, he had just two outings of double-digit points.
 He grabbed 10 or more rebounds 21 times this season, including a career-high seven straight games from 11/10 to 11/22...in those seven games, he averaged 12.6 rpg and 5.1 orpg.
 He led Indiana in rebounding 19 times, including the the finale vs. the Sixers, 4/17, in which he gathered eight boards.
 He topped the Pacers in rebounding just six times in the second half of the season and just three times after the trade with the Bulls.

He recorded eight doubles, including career-highs of 17 points and 15 rebounds at Boston, 11/14...his 15 rebounds featured a career-high tying eight offensive boards.
 In that game against the Celtics, he also had a career-high three blocked shots.
 Shooting 61.0 percent from the line this season and 55.2 percent FTS in his first two seasons, he shot 11-12 FTS on his way to a career-high 17 points at Boston, 11/14...both 11 FTM and 12 FTA are his most ever in the NBA.
 He helped the Pacers to a 92-82 win at San Antonio, 1/4, scoring 14 points on 7-11 FGS...his seven FGM are a career-best.
 He had a career-high 14 attempts from the floor vs. Washington, 11/22, as he scored 12 points on 6-14 FGS.
 In the Pacers' overtime win vs. Houston, 12/13, he handed out a career-high four assists.
 He connected on the third 3-pt FGM of his career, hitting 1-1 at Phoenix, 2/28...that ended a streak of 10 straight misses from behind the arc.
 He also hit 1-1 from 3-pt range on his way to a bench-high 12 points in the season finale vs. Philadelphia, 4/17.

PLAYOFFS

In four games against the Sixers in 2001, he averaged 2.5 ppg and 3.0 rpg.
 After logging just six minutes in the first two games of the series vs. Philadelphia, he played a playoff career-high 23 minutes in each of Games Three and Four.
 He scored a playoff career-high four points twice against Philadelphia.
 He shot 4-9 FGS and 2-2 FTS in the series with the Sixers.
 He collected a postseason career-high five rebounds in Game Three vs. Philadelphia, 4/28/01.
 He was not on the Pacers' playoff roster in 2000.

2001-02 FINAL STATISTICS

	G	GS	MIN	FGM-FGA	PCT	3-POINT		FTM-FTA	PCT	OR	DR	TR	AST	PF-DQ	ST	TO	BKS	PTS	AVG
						FGM-FGA	PCT												
FOSTER	82	48	1786	177-394	.449	2-15	.133	111-182	.610	206	350	556	70	232-4	71	79	38	467	5.7

CAREER PLAYOFF STATISTICS

YR/TEAM	G	MIN	FGM-FGA	PCT	3-POINT		FTM-FTA	PCT	OR	DR	TR	AVG	AST	PF-DQ	ST	TO	BKS	PTS	AVG
					FGM-FGA	PCT													
2000-01	4	52	4-9	.444	0-0	.000	2-2	1.000	3	9	12	3.0	2	8-0	0	4	3	10	2.5



DATE	GAME	G	GS	MIN	FGM	FGA	PCT	3-PT			FTM	FTA	PCT	OR	DR	TR	AST	PF	STL	TO	BKS	PTS
								FGM	FGA	PCT												
10/30	@ New Jersey	1	1	36	1	4	.250	0	0	.000	2	2	1.000	3	9	12	2	5	2	1	2	4
10/31	@ Chicago	2	2	34	1	6	.167	0	1	.000	2	2	1.000	1	8	9	1	2	2	1	1	4
11/2	Orlando	3	3	15	4	7	.571	0	0	.000	5	9	.556	1	5	6	1	3	1	0	0	13
11/4	@ Toronto	4	4	19	2	6	.333	0	0	.000	1	3	.333	5	5	10	3	4	1	2	0	5
11/6	@ Philadelphia	5	5	19	0	2	.000	0	0	.000	1	2	.500	3	2	5	1	5	1	1	0	1
11/7	Sacramento	6	6	12	1	3	.333	0	0	.000	4	4	1.000	2	2	4	0	3	0	0	1	6
11/9	New York	7	7	9	1	2	.500	0	0	.000	0	0	.000	1	2	3	0	1	0	1	0	2
11/10	Portland	8	8	16	1	4	.250	0	0	.000	0	0	.000	6	5	11	0	1	1	0	0	2
11/13	New Jersey	9	9	30	3	6	.500	0	0	.000	2	2	1.000	6	7	13	1	4	0	2	0	8
11/14	@ Boston	10	10	36	3	9	.333	0	0	.000	11	12	.917	8	7	15	1	1	2	2	3	17
11/16	Minnesota	11	11	49	1	5	.200	0	0	.000	2	4	.500	3	11	14	3	4	1	0	0	4
11/17	@ Detroit	12	12	29	3	5	.600	0	0	.000	1	2	.500	4	9	13	1	5	0	3	1	7
11/20	Atlanta	13	13	26	4	8	.500	0	1	.000	3	4	.750	5	6	11	2	0	1	0	1	11
11/22	Washington	14	14	28	6	14	.429	0	1	.000	0	0	.000	4	7	11	0	1	2	1	1	12
11/23	San Antonio	15	15	23	3	7	.429	0	0	.000	1	3	.333	1	2	3	0	5	0	1	0	7
11/25	@ Seattle	16	16	26	2	3	.667	0	0	.000	0	0	.000	1	3	4	1	5	2	1	0	4
11/27	@ Portland	17	17	17	0	3	.000	0	0	.000	1	2	.500	2	2	4	0	2	0	1	0	1
11/28	@ Denver	18	18	14	4	4	1.000	0	0	.000	1	2	.500	2	2	4	0	1	0	1	2	9
12/1	@ Utah	19	19	23	2	2	1.000	0	0	.000	1	4	.250	2	4	6	0	6	1	0	0	5
12/2	@ LA Clippers	20	20	27	2	7	.286	0	0	.000	2	2	1.000	2	4	6	2	6	1	1	2	6
12/4	Denver	21	21	15	2	5	.400	0	0	.000	0	0	.000	1	3	4	0	0	1	0	0	4
12/7	Chicago	22	22	21	1	3	.333	0	0	.000	0	0	.000	3	4	7	1	1	1	0	0	2
12/8	@ New York	23	23	20	3	6	.500	0	0	.000	1	2	.500	0	5	5	0	1	0	0	0	7
12/13	Houston	24	24	22	1	2	.500	0	0	.000	0	0	.000	3	7	10	4	4	0	0	0	2
12/15	@ Milwaukee	25	25	14	1	3	.333	0	0	.000	0	0	.000	1	3	4	0	2	1	0	0	2
12/18	@ Atlanta	26	26	29	4	6	.667	0	0	.000	1	2	.500	0	3	3	0	2	1	1	1	9
12/19	Toronto	27	27	27	3	8	.375	0	0	.000	1	2	.500	4	3	7	2	5	0	4	1	7
12/21	New Jersey	28	28	14	0	0	.000	0	0	.000	2	4	.500	1	1	2	0	1	0	0	0	2
12/22	@ Cleveland	29	29	20	4	6	.667	0	0	.000	2	4	.500	3	4	7	1	4	0	0	1	10
12/26	@ Orlando	30	30	28	3	4	.750	0	0	.000	2	2	1.000	4	5	9	1	4	1	1	0	8
12/27	Washington	31	31	21	2	4	.500	0	0	.000	3	5	.600	4	5	9	0	2	0	0	1	7
12/29	@ New Jersey	32	32	19	0	1	.000	0	0	.000	0	0	.000	2	4	6	0	1	1	1	1	0
12/31	Miami	33	33	15	1	3	.333	0	0	.000	1	2	.500	1	3	4	0	5	1	0	0	3
1/4	@ San Antonio	34	34	32	7	11	.636	0	0	.000	0	0	.000	4	3	7	1	5	3	1	1	14
1/5	@ Houston	35	35	31	4	8	.500	0	0	.000	0	0	.000	3	5	8	0	3	3	1	0	8
1/9	LA Lakers	36	36	18	3	8	.375	0	0	.000	2	3	.667	4	3	7	0	4	0	0	0	8
1/11	Chicago	37	37	22	2	5	.400	0	0	.000	4	5	.800	3	3	6	1	2	0	1	1	8
1/12	@ Dallas	38	38	27	2	8	.250	0	2	.000	0	0	.000	5	4	9	1	2	3	1	0	4
1/15	Milwaukee	39	39	34	4	10	.400	0	0	.000	2	2	1.000	7	6	13	1	5	1	0	1	10
1/16	@ Milwaukee	40	40	36	4	9	.444	0	0	.000	3	5	.600	6	7	13	2	5	2	1	1	11
1/18	Detroit	41	41	40	6	10	.600	0	1	.000	1	2	.500	0	9	9	2	5	2	2	1	13
1/19	@ Miami	42	42	27	2	5	.400	0	0	.000	0	0	.000	2	2	4	1	3	1	3	0	4
1/21	@ Chicago	43	43	28	1	9	.111	0	0	.000	0	2	.000	3	5	8	1	2	1	2	0	2
1/23	@ Boston	44	44	17	3	4	.750	0	0	.000	1	2	.500	2	2	4	0	1	0	0	0	7
1/25	Charlotte	45	45	24	2	4	.500	0	0	.000	1	2	.500	4	2	6	1	3	0	0	1	5
1/26	Seattle	46	46	34	6	9	.667	0	0	.000	4	5	.800	2	10	12	1	3	1	0	1	16
1/30	Memphis	47	47	21	1	3	.333	0	1	.000	2	4	.500	0	5	5	1	6	1	1	0	4
2/1	New York	48	48	31	4	7	.571	0	1	.000	1	4	.250	3	8	11	3	2	1	1	2	9
2/3	@ Washington	49	49	17	2	5	.400	0	0	.000	0	0	.000	1	2	3	1	3	0	1	0	4
2/5	Dallas	50	50	33	5	7	.714	0	0	.000	1	4	.250	3	10	13	1	6	3	4	0	11
2/12	Utah	51	51	28	1	3	.333	0	0	.000	2	4	.500	4	7	11	1	3	3	2	1	4
2/15	@ Charlotte	52	52	19	1	4	.250	0	0	.000	2	2	1.000	0	3	3	0	4	3	1	0	4
2/17	Philadelphia	53	53	40	4	9	.444	0	1	.000	5	6	.833	2	10	12	1	4	2	1	2	13
2/22	Cleveland	54	54	19	2	3	.667	0	0	.000	0	0	.000	1	3	4	1	2	0	1	0	4
2/23	LA Clippers	55	55	28	3	13	.231	0	1	.000	0	0	.000	7	7	14	3	5	0	0	2	6
2/25	@ Golden State	56	56	16	0	3	.000	0	0	.000	1	2	.500	2	2	4	0	2	1	1	0	1
2/28	@ Phoenix	57	57	17	2	6	.333	1	1	1.000	0	0	.000	1	6	7	0	3	1	2	0	5
3/1	@ LA Lakers	58	58	12	0	1	.000	0	0	.000	0	0	.000	0	3	3	0	3	0	0	1	0
3/3	@ Sacramento	59	59	14	0	0	.000	0	0	.000	0	0	.000	0	3	3	0	4	0	1	0	0
3/5	Orlando	60	60	10	1	1	1.000	0	0	.000	0	0	.000	2	4	6	2	1	0	1	0	2
3/7	@ Memphis	61	61	7	2	2	1.000	0	0	.000	1	2	.500	3	0	3	1	0	0	0	0	5
3/8	@ Philadelphia	62	62	9	0	3	.000	0	0	.000	2	2	1.000	1	1	2	0	4	0	0	0	2
3/10	@ Detroit	63	63	24	3	4	.750	0	0	.000	2	4	.500	2	5	7	0	3	1	3	1	8
3/12	Golden State	64	64	26	2	3	.667	0	0	.000	3	3	1.000	1	4	5	1	2	0	0	1	7
3/15	@ Minnesota	65	65	21	2	3	.667	0	1	.000	4	4	1.000	3	7	10	1	3	0	1	0	8
3/17	Atlanta	66	66	29	1	7	.143	0	0	.000	2	4	.500	2	9	11	1	1	3	4	0	4
3/20	@ Charlotte	67	67	9	0	2	.000	0	0	.000	0	0	.000	2	3	5	0	0	0	0	0	0
3/22	@ Miami	68	68	12	3	5	.600	0	0	.000	0	0	.000	1	0	1	0	2	0	0	0	6
3/24	Charlotte	69	69	19	1	4	.250	0	0	.000	1	3	.333	3	3	6	1	3	1	0	0	3
3/26	Detroit	70	70	11	0	0	.000	0	0	.000	0	0	.000	1	1	2	0	1	1	1	1	0
3/29	@ Orlando	71	71	28	4	7	.571	0	0	.000	2	2	1.000	5	3	8	2	2	3	0	1	1
3/31	Miami	72	72	32	4	7	.571	0	0	.000	0	1	.000	5	5	10	2	3	1	1	0	8
4/2	Boston	73	73	7	1	2	.500	0	0	.000	1	2	.500	4	0	4	1	2	1	3	0	3
4/4	@ Atlanta	74	74	13	0	1	.000	0	0	.000	1	2	.500	1	2	3	1	2	0	0	0	1
4/5	Phoenix	75	75	15	2	3	.667	0	0	.000	0	0	.000	3	2	5	0	0	1	2	0	4
4/7	@ Toronto	76	76	15	1	2	.500	0	0	.000	0	2	.000	1	4	5	0	2	0	0	0	2
4/8	Cleveland	77	77	17	1	4	.250	0	1	.000	1	2	.500									

MERCER



Playoff Experience: None

PLAYOFF HIGHS

Has not played

CAREER HIGHS SET/TIED THIS SEASON

None this season

CAREER HIGHS

MIN:58, at Charlotte, 1/9/01
 FGM:16, vs. Portland, 1/23/01
 FGA:32, at Charlotte, 1/9/01
 3-pt FGM:5, at Vancouver, 11/6/99
 3-pt FGA:8, at Vancouver, 11/6/99
 FTM:11, at Orlando, 1/15/01
 FTA:12, at Utah, 2/25/00
 OR:5, at Indiana, 3/8/98
at Houston, 11/14/00
 DR:8, vs. Charlotte, 5/5/99
 TR:10, vs. Charlotte, 5/5/99
vs. Orlando, 11/9/00
 AST:10, vs. Orlando, 3/20/01
 ST:7, at Boston, 12/13/00
 TO:7, at Golden State, 2/15/98
at Boston, 3/25/01
 BKS:3, vs. Vancouver, 1/24/00
 PTS:39, vs. Portland, 1/23/01

G 6-7 210 LBS BORN: 5/18/76 4 YEARS PRO

He was acquired from the Chicago Bulls, 2/19, along with Ron Artest, Brad Miller and Kevin Ollie in exchange for Travis Best, Norm Richardson, Jalen Rose and a future draft pick.

He spent the first seven games after being acquired by the Pacers on the injured list with a sprained medial collateral ligament in his right knee...at the time of his acquisition from Chicago, he had spent 11 games on the Bulls' injured list.

He suffered the injury in a game at Miami, 1/22.

Prior to the injury he had scored 10+ points in 27 straight games, including 18 points vs. the Pacers, 1/21...those were his last points for the Bulls.

He made his first appearance in a Pacers' uniform at Memphis, 3/7, going seven minutes without a point (0-1 FG), a rebound or an assist.

Following four straight DNP-CDs, he made his second appearance in the Pacers' win vs. Atlanta, 3/17...in that game, he had two points, a bench-high three assists, three rebounds and a blocked shot in 15 minutes.

Against the Heat, 3/22, he helped the Pacers to victory with 17 points on 6-9 FGS and 5-5 FTS.

He came back two games later to score 15 points on 7-12 FGS and 1-1 3-pt FG vs. Detroit, 3/26...that was his first attempt from long range for the Pacers.

In his only other game with double-figure points, he helped the Pacers to an 86-80 win at Washington, 4/14, with 10 points on 5-9 FGS...he added two assists, two rebounds and two blocked shots in 20 minutes against the Wizards.

In the game at Washington, 4/14, his eighth point was the 5,000th point of his NBA career.

In place of the injured Ron Artest, he started at small forward against the Cavs, 4/8, scoring six points with three rebounds and two assists...he logged 31 minutes vs. Cleveland, his most with the Pacers.

He made trips to the foul line in just three games for the Pacers and was a perfect 11-11, including 5-5 FTS in his 17-point game against the Heat, 3/22.

He shot a career-high 62 attempts from 3-pt range this season and made a career-high 18 3-pt FGS.

At Orlando, 3/29, he had just six points on 3-11 FGS...but, he also grabbed five rebounds in 28 minutes...that was his best rebounding total with the Pacers.

Averaging 3.4 rpg for the season, he had five or more rebounds 15 times in 53 games.

He missed three games from 3/31 to 4/4 with lower back spasms.

At the time of his acquisition from the Bulls, 2/19, he was Chicago's leading scorer with an average of 16.8 ppg.

He scored 20+ points 12 times for the Bulls, including a season-best 31 points at Milwaukee, 11/21.

In a seven-game span from 12/21 to 1/12, he scored 20+ points five times and averaged 23.9 ppg, including a 29-point game vs. Utah, 1/5...in that game against the Jazz, he shot 8-8 FTS...eight attempts from the line was his season-best.

He collected the 1,000th rebound of his career with his one board against the Cavs, 12/18.

With his 33 minutes vs. Minnesota, 12/22, he went over 10,000 minutes in his NBA career.

Indiana's game with Toronto, 4/10, was the 300th appearance of his career.

PLAYOFFS

He will be making his NBA playoff debut this season.

2001-02 FINAL STATISTICS


	G	GS	MIN	FGM-FGA	PCT	3-POINT		FTM-FTA	PCT	OR	DR	TR	AST	PF-DQ	ST	TO	BKS	PTS	AVG
						FGM-FGA	PCT												
MERCER TOT	53	41	1716	311-784	.397	18-62	.290	95-119	.798	50	128	178	128	108-1	32	88	13	735	13.9
MERCER IND	13	1	213	25-67	.373	1-5	.200	11-11	1.000	6	17	23	10	22-0	2	9	3	62	4.8

CAREER PLAYOFF STATISTICS

YR/TEAM	G	MIN	FGM-FGA	PCT	3-POINT		FTM-FTA	PCT	OR	DR	TR	AVG	AST	PF-DQ	ST	TO	BKS	PTS	AVG
					FGM-FGA	PCT													
HAS NOT PLAYED																			

DATE	GAME	G	GS	MIN	FGM	FGA	PCT	3-PT			FTM	FTA	PCT	OR	DR	TR	AST	PF	STL	TO	BKS	PTS
								FGM	FGA	PCT												
10/31	Indiana	1	1	41	10	20	.500	0	1	.000	2	2	1.000	0	5	5	5	2	1	4	2	22
11/2	@ Boston	2	2	40	8	19	.421	2	4	.500	4	8	.500	1	1	2	2	2	0	4	0	22
11/3	New York	3	3	45	7	18	.389	2	4	.500	1	3	.333	0	3	3	4	4	2	3	0	17
11/7	Detroit	4	4	34	4	15	.267	0	1	.000	1	1	1.000	2	1	3	4	2	2	4	0	9
11/8	@ Minnesota	5	5	29	7	14	.500	1	4	.250	0	0	.000	1	2	3	1	2	1	1	0	15
11/10	Charlotte	6	6	38	6	18	.333	0	0	.000	0	0	.000	3	3	6	3	4	0	0	0	12
11/13	@ Denver	7	7	37	9	17	.529	0	1	.000	0	0	.000	0	1	1	5	3	1	0	1	18
11/14	@ LA Clippers	8	8	33	7	21	.333	0	1	.000	3	4	.750	0	2	2	1	1	0	3	0	17
11/16	@ Sacramento	9	9	28	7	14	.500	0	0	.000	0	0	.000	1	3	4	3	1	0	3	0	14
11/17	@ Golden State	Did Not Dress - Head Cold																				
11/21	@ Milwaukee	10	10	41	14	27	.519	2	5	.400	1	6	.167	0	3	3	1	1	0	1	0	31
11/24	@ New York	11	11	42	5	17	.294	1	1	1.000	3	4	.750	1	6	7	1	1	2	4	1	14
11/27	@ New Jersey	12	12	31	2	11	.182	0	1	.000	0	0	.000	0	4	4	0	2	0	3	1	4
11/29	Miami	13	13	40	6	13	.462	0	1	.000	7	8	.875	1	0	1	3	2	2	2	1	19
12/1	Philadelphia	14	14	37	4	16	.250	0	0	.000	2	2	1.000	4	2	6	2	1	3	1	0	10
12/4	Houston	15	15	37	11	22	.500	0	0	.000	0	0	.000	1	4	5	5	1	0	2	0	22
12/5	@ Orlando	16	16	37	6	14	.429	0	1	.000	3	4	.750	3	0	3	1	1	1	6	0	15
12/7	@ Indiana	17	17	35	4	15	.267	0	1	.000	2	2	1.000	0	2	2	5	1	2	1	0	10
12/8	Boston	18	18	40	5	16	.313	0	1	.000	1	2	.500	1	4	5	6	2	0	0	1	11
12/11	New Jersey	19	19	39	9	18	.500	0	0	.000	0	0	.000	0	3	3	2	2	1	2	0	18
12/14	@ Boston	20	20	43	9	23	.391	3	5	.600	2	2	1.000	0	6	6	3	4	0	1	0	23
12/15	Atlanta	21	21	37	7	19	.368	0	1	.000	1	1	1.000	1	3	4	3	1	0	1	0	15
12/18	@ Cleveland	22	22	39	8	21	.381	1	3	.333	6	8	.750	0	1	1	3	0	1	2	0	23
12/20	@ Toronto	23	23	41	5	15	.333	0	1	.000	4	4	1.000	1	3	4	3	3	1	3	0	14
12/22	Minnesota	24	24	33	6	15	.400	0	0	.000	0	0	.000	0	2	2	2	1	0	2	0	12
12/26	@ Memphis	25	25	42	11	24	.458	0	1	.000	0	0	.000	2	3	5	3	2	0	0	0	22
12/27	@ Dallas	26	26	39	9	20	.450	0	0	.000	1	1	1.000	4	0	4	4	2	0	4	0	19
12/29	Cleveland	27	27	33	6	16	.375	0	0	.000	3	4	.750	1	5	6	3	1	1	0	0	15
12/31	Milwaukee	28	28	38	9	20	.450	0	1	.000	2	2	1.000	2	5	7	7	2	0	0	0	20
1/2	Dallas	29	29	37	5	16	.313	0	1	.000	4	4	1.000	0	2	2	0	1	1	2	0	14
1/4	@ Washington	30	30	42	11	21	.524	1	3	.333	2	2	1.000	1	2	3	3	2	2	1	2	25
1/5	Utah	31	31	50	10	21	.476	1	2	.500	8	8	1.000	1	3	4	6	3	2	1	0	29
1/7	Seattle	32	32	35	8	17	.471	0	2	.000	0	0	.000	0	6	6	6	4	0	2	0	16
1/9	Toronto	33	33	35	6	19	.316	0	3	.000	1	2	.500	3	2	5	2	1	1	1	0	13
1/11	@ Indiana	34	34	42	10	26	.385	0	0	.000	2	2	1.000	2	4	6	4	5	1	1	1	22
1/12	LA Lakers	35	35	43	10	24	.417	1	2	.500	7	8	.875	2	1	3	1	5	1	3	0	28
1/15	Charlotte	36	36	40	5	18	.278	0	0	.000	2	4	.500	2	0	2	3	6	0	0	0	12
1/17	@ Atlanta	37	37	37	7	16	.438	0	2	.000	5	6	.833	0	6	6	2	2	0	4	0	19
1/19	Washington	38	38	36	6	16	.375	2	2	1.000	0	0	.000	2	1	3	2	3	0	2	0	14
1/21	Indiana	39	39	42	7	19	.368	0	1	.000	4	4	1.000	1	3	4	3	3	1	3	0	18
1/22	@ Miami	40	40	15	0	6	.000	0	0	.000	0	0	.000	0	4	4	1	0	0	2	0	0
1/26	Memphis	Injured List - Right Medial Collateral Ligament Sprain																				
1/29	@ Phoenix	Injured List - Right Medial Collateral Ligament Sprain																				
1/30	@ Utah	Injured List - Right Medial Collateral Ligament Sprain																				
2/2	@ Seattle	Injured List - Right Medial Collateral Ligament Sprain																				
2/3	@ Portland	Injured List - Right Medial Collateral Ligament Sprain																				
2/6	@ LA Lakers	Injured List - Right Medial Collateral Ligament Sprain																				
2/12	Milwaukee	Injured List - Right Medial Collateral Ligament Sprain																				
2/13	@ Charlotte	Injured List - Right Medial Collateral Ligament Sprain																				
2/15	New Jersey	Injured List - Right Medial Collateral Ligament Sprain																				
2/16	Cleveland	Injured List - Right Medial Collateral Ligament Sprain																				
2/18	@ Miami	Injured List - Right Medial Collateral Ligament Sprain																				
2/22	Cleveland	Injured List - Meidal Collateral Ligament Sprain, Right Knee																				
2/23	LA Clippers	Injured List - Meidal Collateral Ligament Sprain, Right Knee																				
2/25	@ Golden State	Injured List - Meidal Collateral Ligament Sprain, Right Knee																				
2/28	@ Phoenix	Injured List - Meidal Collateral Ligament Sprain, Right Knee																				
3/1	@ LA Lakers	Injured List - Meidal Collateral Ligament Sprain, Right Knee																				
3/3	@ Sacramento	Injured List - Meidal Collateral Ligament Sprain, Right Knee																				
3/5	Orlando	Injured List - Meidal Collateral Ligament Sprain, Right Knee																				
3/7	@ Memphis	41		7	0	1	.000	0	0	.000	0	0	.000	0	0	0	0	2	0	0	0	0
3/8	@ Philadelphia	Did Not Play - Coach's Decision																				
3/10	@ Detroit	Did Not Play - Coach's Decision																				
3/12	Golden State	Did Not Play - Coach's Decision																				
3/15	@ Minnesota	Did Not Play - Coach's Decision																				
3/17	Atlanta	42		15	1	4	.250	0	0	.000	0	0	.000	1	2	3	3	1	0	1	1	2
3/20	@ Charlotte	43		8	1	3	.333	0	0	.000	0	0	.000	1	1	2	0	0	0	0	0	2
3/22	@ Miami	44		19	6	9	.667	0	0	.000	5	5	1.000	0	2	2	0	1	0	1	0	17
3/24	Charlotte	45		9	0	0	.000	0	0	.000	0	0	.000	0	0	0	0	1	0	0	0	0
3/26	Detroit	46		24	7	12	.583	1	1	1.000	0	0	.000	0	2	2	0	3	1	2	0	15
3/29	@ Orlando	47		28	3	11	.273	0	3	.000	0	0	.000	1	4	5	1	4	0	1	0	6
3/31	Miami	Did Not Play - Sore Back																				
4/2	Boston	Did Not Dress - Back Spasms																				
4/4	@ Atlanta	Did Not Dress - Back Spasms																				
4/5	Phoenix	Did Not Play - Coach's Decision																				
4/7	@ Toronto	48		14	1	4	.250	0	0	.000	0	0	.000	0	0	0	1	0	0	1	0	2
4/8	Cleveland	49	41	31	1	5	.200	0	0	.000	4	4	1.000	0	3	3	2	5	0	0	0	6
4/10	Toronto	50		2	0	0	.000	0	0	.000	0	0	.000	0	0	0	0	0	0	0	0	0
4/12	Milwaukee	Did Not Play - Coach's Decision																				
4/14	@ Washington	51		20	5	9	.556	0	1	.000	0	0	.000	1	1	2	2	1	0	0	2	10
4/16	@ Cleveland	52		21	0	7	.000	0	0	.000	0	0	.000	2	2	4	0	3	0	2	0	0
4/17	Philadelphia	53		15	0	2	.000	0	0	.000	2	2	1.000	0	0	0	1	1	1	1	0	2
totals		53	41	1716	311	784	.397	18	62	.290	95	119	.798	50	128	178	128	108	32	88	13	735
averages				32.4	5.9	14.8		0.3	1.2		1.8	2.2		0.9	2.4	3.4	2.4	2.0	0.60	1.7	0.25	13.9
season high				50	14	27	.667	3	5	1.000	8	8	1.000	4	6	7	7	6	3	6	2	31
season low				2	0	0	.000	0	0	.000	0	0	.000	0	0	0	0	0	0	0	0	0
Games 1-10	9	9	325	65	156	.417	5	16	.313	11	18	.611	8	21	29	28	21	7	22	3	16.2	
Games 11-20	10	10	379	66	169	.391	3	11	.273	19	28	.679	11	28	39	26	14	11	22	4	15.4	
Games 21-30	10	10	382	75	189	.397	4	13	.308	23	26	.885	11	30	41	31	17	4	15	0	17.7	
Games 31-40	10	10	402	80	197	.406	5	17	.294	31	36	.861	14	28	42	32	34	8	18	3	19.6	
Games 41-50	1	1	15	0	6	.000	0	0	.000	0	0	.000	0	4	4	1	0	0	2	0	0.0	
Games 51-60	1	1	7	0	1	.000	0	0	.000	0	0	.000	0	0	0	0	2	0	0	0	0.0	
Games 61-70	6	6	103	18	39	.000	1	4	.000	5	5	.000	3	11	14	4	10	1	5	1	0.0	
Games 71-81	6	1	103	7	27	.000	0	1	.000	6	6	.000	3	6	9	6	10	1	4	2	0.0	
Chicago Bulls	40	40	1503	286	717	.399	17	57	.298	84	108	.778	44	111	155	118	86	30	79	10	16.8	
Indiana Pacers	13	1	213	25	67	.373	1	5	.200	11	11	1.000	6	17								

B. MILLER



Playoff Experience: 1 year
(4 games)

PLAYOFF HIGHS

MIN:27, vs. Philadelphia, 4/22/00
 FGM:3, vs. Philadelphia, 4/22/00
vs. Philadelphia, 4/24/00, OT
 FGA:8, vs. Philadelphia, 4/22/00
 3-pt FGM:
 3-pt FGA:
 FTM:7, vs. Philadelphia, 4/22/00
 FTA:8, vs. Philadelphia, 4/22/00
 OR:3, vs. Philadelphia, 4/22/00
 DR:3, vs. Philadelphia, 4/22/00
 TR:6, vs. Philadelphia, 4/22/00
 AST:2, vs. Philadelphia, 4/22/00
 ST:
 TO:5, vs. Philadelphia, 4/22/00
 BKS:2, vs. Philadelphia, 4/22/00
 PTS:13, vs. Philadelphia, 4/22/00

CAREER HIGHS SET/TIED THIS SEASON

MIN:*43, at Golden State, 2/25/02, OT
at Phoenix, 2/28/02, OT
 FGM:10, at Golden State, 11/17/01
vs. Memphis, 1/26/02
 3-pt FGM:1, several times
 (most recent: vs. Philadelphia, 4/17/02)
 3-pt FGA:*2, at Portland, 2/3/02
vs. Philadelphia, 4/17/02
 DR:10, several times
(most recent: at Atlanta, 1/17/02)
 TR:*16, at LA Clippers, 11/14/01
vs. Boston, 12/8/01
 AST:7, vs. Cleveland, 2/16/02
 ST:4, at Minnesota, 11/8/01
 TO:5, vs. Boston, 12/8/01
 BKS:3, several times
(most recent: vs. Boston, 12/8/01)
 PTS:*32, vs. Memphis, 1/26/02
 * - tied

CAREER HIGHS

MIN:44, vs. Milwaukee, 4/12/02
 FGM:10, at Golden State, 11/17/01
vs. Memphis, 1/26/02
vs. Phoenix, 4/5/02
 FGA:19, at Philadelphia, 12/11/99
 3-pt FGM:1, several times
 (most recent: vs. Philadelphia, 4/17/02)
 3-pt FGA:2, vs. Detroit, 1/18/01
vs. Philadelphia, 4/17/02
at Portland, 2/3/02
 FTM:14, at Boston, 5/5/99
 FTA:17, at Boston, 5/5/99
 OR:9, vs. Philadelphia, 3/14/01
 DR:10, several times
(most recent: at Atlanta, 1/17/02)
 TR:16, at New York, 3/17/01
at LA Clippers, 11/14/01
vs. Boston, 12/8/01
 AST:7, vs. Cleveland, 2/16/02
 ST:4, at Minnesota, 11/8/01
 TO:5, vs. Boston, 12/8/01
 BKS:3, several times
(most recent: vs. Boston, 12/8/01)
 PTS:32, at Boston, 5/5/99
vs. Memphis, 1/26/02

C 7-0 261 LBS BORN: 4/12/76 3 YEARS PRO

Acquired from the Chicago Bulls, along with Ron Artest, Ron Mercer and Kevin Ollie in exchange for Travis Best, Norm Richardson, Jalen Rose and a future draft pick, 2/19, he made an immediate impact, leading his new team in points (21) and rebounds (9) in his first game vs. Cleveland, 2/22.

Including two of his first four games with Indiana, he led the Pacers in scoring six times.

In 28 appearances with the Pacers, he has scored 20+ points seven times.

In the season's last nine games, he averaged 18.8 ppg and shot 64-111 FGS (.577)...he also shot 40-50 FTS (.800) in those nine games.

In leading the Pacers with a game-high 19 points vs. Philadelphia, 4/17, he canned his third 3-pt FGM of the season and his first with Indiana...he was 1-3 from long range with the Pacers and 3-7 (.429) for the season.

He had at least two assists in each of the last 10 games, averaging 3.1 apg in that stretch...he averaged 1.8 apg in his 28 outings with the Pacers...he had his most assists with Indiana, four, on three different occasions - 4/5 vs. Phoenix, 4/7 at Toronto, 4/17 vs. Philadelphia

At the time of the trade, he was the Bulls' third leading scorer with an average of 12.7 ppg...since joining the Pacers, he has averaged 15.1 ppg

Leading the Pacers to an overtime win at Golden State, 2/25, he posted his first double-double with Indiana...in that game, he scored 16 points and hauled in a game-high 15 rebounds, including a season-high tying eight offensive rebounds...15 boards was one short of his career-high.

That game was the first of four straight games in which he collected double-digit rebounds...he had a total of eight games with 10+ rebounds and recorded six double-doubles with Indiana.

Including three of his first four games with Indiana, he led the Pacers in rebounding 10 times.

One of the NBA's premier offensive rebounders, he tied for sixth in the NBA and third in the Eastern Conference, with 3.3 offensive boards per game in 2001-02.

With 8.2 rebounds per game, overall, he tied for 22nd in the NBA and was sixth among all centers...among Eastern Conference centers only Dikembe Mutombo (10.9 rpg) and Alonzo Mourning (8.5 rpg) averaged more rebounds per game than him.

One of the best shooting big men in the NBA, he ranked 15th in the NBA by shooting 49.9 percent FGS...that was fifth among centers in the NBA...he shot 158-281 FGS (.562) in 28 games with the Pacers.

He ranked fifth in the NBA among centers with 383 attempts from the foul line...that ranked third among Eastern Conference centers.

The third of his five FTA at Cleveland, 4/16, was the 900th FTA of his NBA career.

He shot 77.5 percent from the line during the season, including 107-130 FTS (.823) with the Pacers.

He started all but one game this season and all of his appearances with the Pacers...in his lone outing off the bench this season, he had nine points, two rebounds and two blocked shots in 20 minutes vs. Detroit, 11/7.

His 2,263 minutes and 76 games played this season are both career highs.

His 76 steals this season was more than he had accumulated (65) in his first three seasons, combined.

He averaged 12.7 ppg and 8.4 rpg in 48 games for the Bulls.

He sat out five games this season, three due to injury or illness, one due to an NBA-imposed suspension and one due to a coaching decision...he missed one game after joining the Pacers, sitting out the game vs. Charlotte, 3/24, due to a sore left groin.

Born in Ft. Wayne, IN, he is the first Indiana native to play for the Pacers since Randy Wittman retired in 1992.

PLAYOFFS

While with Charlotte, he gained his first playoff experience, seeing action in four playoff games during the 1999-00 postseason...in that four-game series against Philadelphia, he averaged 7.5 ppg, 3.3 rpg, 0.8 apg and 15.5 mpg.

In that series, he shot 9-17 FGS (.529) and 12-15 FTS (.800).

Shooting 3-8 FGS and 7-8 FTS, he scored a playoff career-high 13 points with a high of six rebounds in the opening game of that series with the Sixers.

2001-02 FINAL STATISTICS

	G	GS	MIN	FGM-FGA	PCT	3-POINT		FTM-FTA	PCT	OR	DR	TR	AST	PF-DQ	ST	TO	BKS	PTS	AVG
						FGM-FGA	PCT												
B. MILLER TOT	76	75	2263	366-733	.499	3-7	.429	297-383	.775	252	369	621	152	244-3	76	115	41	1032	13.6
B. MILLER IND	28	28	872	158-281	.562	1-3	.333	107-130	.823	76	144	220	51	88-1	24	41	12	424	15.1


CAREER PLAYOFF STATISTICS

YR/TEAM	G	MIN	FGM-FGA	PCT	3-POINT		FTM-FTA	PCT	OR	DR	TR	AVG	AST	PF-DQ	ST	TO	BKS	PTS	AVG
					FGM-FGA	PCT													
1999-00 CHA	4	62	9-17	.529	0-0	---	12-15	.800	8	5	13	3.3	3	11-0	0	9	3	30	7.5



DATE	GAME	G	GS	MIN	FGM	FGA	PCT	3-PT			FTM	FTA	PCT	OR	DR	TR	AST	PF	STL	TO	BKS	PTS
								FGM	FGA	PCT												
10/31	Indiana	1	1	36	7	10	.700	0	0	.000	10	14	.714	5	4	9	1	2	1	1	1	24
11/2	@ Boston	2	2	27	3	6	.500	0	0	.000	1	2	.500	2	7	9	1	5	0	1	3	7
11/3	New York	3	3	20	2	6	.333	0	0	.000	4	6	.667	1	7	8	1	5	1	2	0	8
11/7	Detroit	4	4	20	4	9	.444	0	0	.000	1	2	.500	1	1	2	0	5	0	2	2	9
11/8	@ Minnesota	5	4	22	2	7	.286	0	0	.000	4	5	.800	2	0	2	0	4	4	2	0	8
11/10	Charlotte	6	5	40	6	12	.500	0	0	.000	10	13	.769	3	4	7	2	2	1	0	2	22
11/13	@ Denver	7	6	36	9	14	.643	0	0	.000	7	11	.636	6	7	13	0	5	2	1	1	25
11/14	@ LA Clippers	8	7	36	8	16	.500	0	0	.000	3	4	.750	7	9	16	2	4	1	1	2	19
11/16	@ Sacramento	9	8	26	4	12	.333	0	0	.000	1	3	.333	3	5	8	2	4	0	1	0	9
11/17	@ Golden State	10	9	33	10	16	.625	0	0	.000	8	14	.571	6	6	12	5	5	0	3	0	28
11/21	@ Milwaukee	11	10	39	5	14	.357	0	0	.000	3	5	.600	8	7	15	2	5	0	4	1	13
11/24	@ New York	12	11	39	9	14	.643	0	0	.000	5	7	.714	4	5	9	1	1	2	1	0	23
11/27	@ New Jersey	13	12	31	5	11	.455	0	0	.000	3	4	.750	5	2	7	2	1	3	2	0	13
11/29	Miami	14	13	32	2	14	.143	0	0	.000	8	11	.727	3	5	8	2	4	1	2	1	12
12/1	Philadelphia	15	14	23	4	15	.267	0	0	.000	3	3	1.000	2	4	6	2	2	0	1	1	11
12/4	Houston	16	15	25	2	5	.400	0	0	.000	1	3	.333	4	5	9	3	2	1	2	0	5
12/5	@ Orlando	17	16	23	3	6	.500	0	0	.000	2	2	1.000	4	6	10	3	2	0	1	0	8
12/7	@ Indiana	18	17	28	4	8	.500	0	0	.000	5	5	1.000	1	3	4	4	4	3	1	0	13
12/8	Boston	19	18	34	5	6	.833	0	0	.000	10	10	1.000	6	10	16	0	1	1	5	3	20
12/11	New Jersey	20	19	27	6	10	.600	0	0	.000	3	5	.600	4	1	5	4	0	2	1	0	15
12/14	@ Boston	21	20	31	5	7	.714	0	0	.000	3	3	1.000	2	3	5	1	5	2	2	0	13
12/15	Atlanta	22	21	29	4	10	.400	0	0	.000	6	8	.750	5	8	13	1	6	1	0	1	14
12/18	@ Cleveland	23	22	26	5	10	.500	0	0	.000	2	4	.500	3	4	7	0	4	1	1	0	12
12/20	@ Toronto	24	23	39	9	17	.529	0	0	.000	6	7	.857	3	7	10	2	2	2	0	0	24
12/22	Minnesota	25	24	30	0	3	.000	0	0	.000	4	4	1.000	3	10	13	3	3	0	2	1	4
12/26	@ Memphis	26	25	27	2	6	.333	0	0	.000	2	5	.400	6	3	9	3	5	2	3	0	6
12/27	@ Dallas	27	26	35	1	6	.167	0	0	.000	5	5	1.000	3	9	12	4	3	1	1	0	7
12/29	Cleveland	28	27	25	3	9	.333	0	0	.000	5	7	.714	3	3	6	4	2	1	3	0	11
12/31	Milwaukee	29	28	15	0	4	.000	0	0	.000	0	0	.000	1	1	2	1	6	0	0	0	0
1/2	Dallas	30	29	26	4	9	.444	0	0	.000	6	7	.857	1	5	6	4	5	2	2	0	14
1/4	@ Washington	31	30	21	2	5	.400	0	0	.000	3	4	.750	3	3	6	3	1	0	1	1	7
1/5	Utah	32	31	6	0	0	.000	0	0	.000	1	2	.500	1	1	2	0	1	0	2	0	1
1/7	Seattle	Did Not Dress - Sore Left Hand																				
1/9	Toronto	33	32	23	0	7	.000	0	0	.000	0	0	.000	4	6	10	1	2	0	1	0	0
1/11	@ Indiana	34	33	20	4	6	.667	0	0	.000	0	0	.000	3	4	7	1	1	2	0	0	8
1/12	LA Lakers	35	34	32	7	14	.500	0	0	.000	3	3	1.000	8	4	12	3	4	2	2	0	17
1/15	Charlotte	Not With Team - NBA Suspension																				
1/17	@ Atlanta	36	35	39	4	4	1.000	0	0	.000	4	6	.667	2	10	12	6	4	3	3	2	12
1/19	Washington	37	36	35	1	12	.083	0	0	.000	5	8	.625	8	1	9	1	3	3	3	2	7
1/21	Indiana	38	37	26	2	7	.286	0	0	.000	2	2	1.000	3	3	6	2	2	1	2	2	6
1/22	@ Miami	39	38	40	8	14	.571	1	1	1.000	2	2	1.000	2	5	7	3	4	2	0	0	19
1/26	Memphis	40	39	35	10	16	.625	0	0	.000	12	13	.923	8	4	12	1	4	0	2	0	32
1/29	@ Phoenix	41	40	33	5	12	.417	0	0	.000	0	0	.000	4	3	7	2	3	0	2	0	10
1/30	@ Utah	42	41	22	0	4	.000	0	0	.000	0	0	.000	1	1	2	2	4	0	2	0	0
2/2	@ Seattle	43	42	37	5	10	.500	0	0	.000	7	8	.875	6	7	13	3	3	0	1	0	17
2/3	@ Portland	44	43	34	9	12	.750	1	2	.500	2	2	1.000	2	1	3	2	2	3	1	1	21
2/6	@ LA Lakers	45	44	28	4	7	.571	0	0	.000	4	4	1.000	5	4	9	2	4	1	0	0	12
2/12	Milwaukee	46	45	34	5	12	.417	0	0	.000	5	8	.625	4	7	11	2	4	0	3	0	15
2/13	@ Charlotte	47	46	13	1	6	.167	0	1	.000	3	4	.750	0	1	1	0	2	0	0	0	5
2/15	New Jersey	Did Not Dress - Left Calf Strain																				
2/16	Cleveland	48	47	33	8	12	.667	0	0	.000	6	8	.750	5	9	14	7	4	0	1	2	22
2/18	@ Miami	Did Not Dress - Coach's Decision																				
2/22	Cleveland	49	48	33	9	13	.692	0	0	.000	3	4	.750	2	7	9	2	6	2	3	2	21
2/23	LA Clippers	50	49	33	5	7	.714	0	0	.000	4	5	.800	2	5	7	2	3	0	1	0	14
2/25	@ Golden State	51	50	43	4	9	.444	0	0	.000	8	9	.889	7	8	15	1	4	0	2	2	16
2/28	@ Phoenix	52	51	43	9	15	.600	0	0	.000	7	8	.875	3	7	10	1	1	2	2	1	25
3/1	@ LA Lakers	53	52	37	3	10	.300	0	0	.000	3	3	1.000	4	6	10	2	3	2	2	0	9
3/3	@ Sacramento	54	53	30	5	10	.500	0	0	.000	2	3	.667	3	8	11	2	3	0	3	0	12
3/5	Orlando	55	54	25	3	8	.375	0	0	.000	8	8	1.000	1	2	3	0	4	2	3	2	14
3/7	@ Memphis	56	55	31	4	12	.333	0	0	.000	3	4	.750	5	3	8	1	4	1	0	1	11
3/8	@ Philadelphia	57	56	26	4	7	.571	0	0	.000	2	3	.667	1	2	3	0	2	1	1	0	10
3/10	@ Detroit	58	57	21	4	7	.571	0	0	.000	2	2	1.000	1	4	5	2	2	1	0	0	10
3/12	Golden State	59	58	17	5	7	.714	0	0	.000	0	1	.000	2	1	3	0	4	0	0	0	10
3/15	@ Minnesota	60	59	32	9	12	.750	0	1	.000	5	6	.833	4	4	8	2	3	0	1	0	23
3/17	Atlanta	61	60	21	3	7	.429	0	0	.000	3	4	.750	0	5	5	1	4	1	1	0	9
3/20	@ Charlotte	62	61	19	2	3	.667	0	0	.000	2	2	1.000	1	1	2	2	3	2	1	0	6
3/22	@ Miami	63	62	28	6	7	.857	0	0	.000	3	3	1.000	4	4	8	0	2	1	2	0	15
3/24	Charlotte	Did Not Play - Sore Left Groin																				
3/26	Detroit	64	63	35	8	14	.571	0	0	.000	2	3	.667	8	7	15	1	5	0	4	0	18
3/29	@ Orlando	65	64	27	7	11	.636	0	0	.000	6	6	1.000	1	6	7	0	1	1	4	0	20
3/31	Miami	66	65	29	2	6	.333	0	0	.000	3	4	.750	4	7	11	1	2	0	1	0	7
4/2	Boston	67	66	21	2	5	.400	0	0	.000	1	2	.500	0	7	7	3	2	0	1	0	5
4/4	@ Atlanta	68	67	26	7	10	.700	0	0	.000	5	5	1.000	2	3	5	3	3	2	1	0	19
4/5	Phoenix	69	68	41	10	19	.526	0	0	.000	5	7	.714	3	6	9	4	2	0	0	0	25
4/7	@ Toronto	70	69	38	5	10	.500	0	0	.000	5											

R. MILLER



Playoff Experience: 11 years
(104 games)

PLAYOFF HIGHS

MIN:.....51, vs. New York, 5/6/93*
FGM:.....15, vs. Milwaukee, 5/4/00
FGA:.....27, at Milwaukee, 4/29/00
3-pt FGM:.....7, at Atlanta, 4/29/95
.....vs. Philadelphia, 5/6/00
3-pt FGA:.....16, vs. Milwaukee, 5/11/99*
FTM:.....17, at New York, 4/30/93
.....vs. New York, 5/30/94
FTA:.....19, vs. New York, 5/30/94
OR:.....3, several times
..(most recent: at Philadelphia, 4/24/01)
DR:.....8, vs. New York, 5/11/95*
TR:.....11, vs. New York, 5/11/95*
AST:.....7, vs. New York, 5/23/00
ST:.....4, at New York, 5/7/95
.....at New York, 6/2/00
TO:.....8, at Cleveland, 4/30/98
BKS:.....2, vs. New York, 5/13/98
.....vs. Milwaukee, 4/23/00
.....vs. New York, 5/23/00
PTS:.....41, vs. Milwaukee, 5/4/00
.....at Philadelphia, 4/24/01

**CAREER HIGHS SET/TIED
THIS SEASON**

None this season

G 6-7 195 LBS BORN: 8/24/65 14 YEARS PRO

Averaging 16.5 ppg this season, he scored 10+ points in 72 of 79 games...he had 20+ points 24 times, including a season-best 30 points in the Pacers' overtime win vs. the Bucks, 4/12...in that game, he scored 10 points in the final 6:14, including three 3-pt FGM.

In a six-game span from 1/15 to 1/23, he scored 20+ points five times and averaged 21.8 ppg.

After scoring eight points in a win vs. the Hawks, 3/17, he ended the season with 16 straight games of double-figure scoring.

He averaged 3.2 apg this season and dealt a team and season-high seven vs. the Sonics, 1/26 and at Houston, 1/5...he led the Pacers in assists five times, all in the second half of the season.

The most prolific 3-pt shooter in the history of the NBA, he connected on his 2,100th 3-pt FGM vs. Atlanta, 12/18.

His six 3-pt FGM at Toronto, 4/7, gave him 2,200 in his career and he finished the season with 2,217 3-pt FGM in his 15 seasons.

The first player in the franchise's history to score 22,000 points in his career, he reached that mark with his 20 points vs. Detroit, 1/18.

At Washington, 2/3, he became the 14th player in NBA history to log 40,000 minutes in his career.

With his 17 points at Seattle, 11/25, he moved ahead of Hal Greer into 20th place on the NBA's all-time career scoring list with 21,586 points.

He overcame former Boston Celtics' legend and Indiana Pacers head coach, Larry Bird, for 19th place on the NBA all-time career scoring list with his 16 points vs. New Jersey, 12/21.

With his fourth point against Philadelphia, 2/17, he moved ahead of Clyde Drexler for 18th place on the NBA's all-time career scoring list...he ended the season with 22,623 points in his 15 NBA seasons.

His first field goal against the Knicks, 11/9, was the 7,000th FGM in his career...he was the 42nd player in the history of the league to reach that mark.

Having played all 1,173 games of his NBA career with Indiana, he is fifth in league history in number of games played with the same team...he moved ahead of Robert Parish for sixth on that list with his appearance vs. Atlanta, 11/20, and moved ahead of Hal Greer for fifth on the list with his outing at Cleveland, 12/22...he ends the seasons four short of the 1,176 games that Hakeem Olajuwon logged for the Houston Rockets.

With his one steal vs. Charlotte, 1/25, he had accumulated 1,285 steals in his career and moved ahead of Don Buse as the franchise's all-time steals leader...he grabbed the 1,300th steal in his career at Phoenix, 2/28...he ended the season with 1,328 steals in his career.

His 88 steals this season were the second most for Indiana.

He had 25 games with multiple steals, including a season-best five thefts against the Lakers at Staples Center, 3/1.

Shooting 91.1 percent from the foul line, he led the NBA in free throw accuracy for the fourth time in his career, the second straight season and the third time in the last four seasons...he has hit 90+ percent from the line in a season for the sixth time in his career and for the fourth straight season...he ended the campaign having hit 26 straight FTS.

With his nine FTM vs. Boston, 4/2, he became the 15th player in NBA history to connect on 5,600 free throws in his career...he ended the season with 5,634 FTM in his career, 15th highest in NBA history.

His 88.5 percent FTS is the sixth highest career percentage in NBA history.

With his two blocked shots at Orlando, 1/29, he became the 10th player in the Pacers' NBA history to reject at least 275 shots in his career.

He sat out three games this season due to NBA-imposed suspensions...he missed the game vs. Cleveland, 2/22, for his involvement in an altercation with Derrick Coleman...he was suspended two games for his involvement in an altercation with the Lakers' Kobe Bryant at the conclusion of the game against the L.A. Lakers, 3/1...those suspensions forced him to sit out the games at Sacramento, 3/3, and Orlando, 3/5...the Pacers won those two games and they went 2-1 without him in the lineup.

With 180 3-pt FGM this season he hit 100+ 3-pt FGS for the 13th consecutive season, an NBA record...he ranked fourth in the NBA in 3-pt FGM.

His first assist at Phoenix, 2/28, gave him 3,500 assists in his career and he is just the second player in the franchise's history to reach that plateau.

He finished the season eighth on the Pacers' all-time career rebounding list with 3,666 boards in his career...he is fourth on the team's NBA career rebounding list.

PLAYOFFS

His postseason career scoring average of 23.5 ppg entering the 2002 playoffs is among the best in the history of the NBA.

His 258 career 3-pt FGS are the most in NBA history and his 634 3-pt FGA rank second to Scottie Pippen's 640 3-pt FGA.

He enters the 2002 post season having hit 88.8 percent from the line in his playoff career...that is the eighth highest mark in league history and leads all active players...his 605 free throws made in the playoffs is fourth highest among all active players, while his 683 attempts from the line ranks eighth best among active players.

He is the Pacers' all-time NBA playoff career leader in minutes (4,049), FGM (777), FGA (1,704), 3-pt FGM (258), 3-pt FGA (634), FTM (633), FTA (713), points (2,445) and steals (109).

In four games against Philadelphia in the 2001 postseason, he averaged 31.3 ppg and tied a career-high with 41 points in Game Two of the series at Philadelphia, 4/24/01...after scoring 17 points in the opening game of that series, he scored 30+ points in each of the next three contests.

His 15 3-pt FGM in the 2001 First Round series vs. Philadelphia is an NBA record for a four-game playoff series.

In the deciding games of the Pacers' four playoff series in 2000, he averaged 31.3 ppg, 4.3 rpg and 2.0 apg.

He scored a playoff career-high 41 points in Game Five of the First Round series with Milwaukee, 5/4/00.

Scoring 40 points in Game One of the Eastern Conference Semifinals vs. Philadelphia, 5/6/00, he became the first player in franchise history to score 40+ points in consecutive playoff games...in that game vs. Philadelphia, he and Jalen Rose became the first teammates to score 40+ points in the same playoff game since Hakeem Olajuwon and Clyde Drexler did so for the Houston Rockets, 5/5/95...that was just the 13th time in NBA history that teammates scored 40 or more points in a playoff game.

In Game One of the 1995 Eastern Finals vs. New York, 5/7, he provided one of the most exciting moments in NBA history when he scored eight points in 8.9 seconds to give the Pacers a 107-105 win.

His 25 points in the fourth quarter of Game Five of the 1994 Eastern Conference Finals at New York, 6/1, ranks as one of the best performances in a single quarter in NBA postseason history...in that game, he tied an NBA playoff record with six 3-pt FGS in the second half...he has hit six 3-pt FGS in a playoff half twice in his career (also vs. Atlanta, 4/29/95).

2001-02 FINAL STATISTICS

R. MILLER	G	GS	MIN	FGM-FGA	PCT	3-POINT		FTM-FTA	PCT	OR	DR	TR	AST	PF-DQ	ST	TO	BKS	PTS	AVG
						FGM-FGA	PCT												
	79	79	2889	414-913	.453	180-443	.406	296-325	.911	23	196	219	253	143-0	88	120	10	1304	16.5


CAREER PLAYOFF STATISTICS

YR/TEAM	G	MIN	FGM-FGA	PCT	3-POINT		FTM-FTA	PCT	OR	DR	TR	AVG	AST	PF-DQ	ST	TO	BKS	PTS	AVG
					FGM-FGA	PCT													
1989-90	3	125	20-35	.571	3-7	.429	19-21	.905	1	11	12	4.0	6	6-0	3	3	0	62	20.7
1990-91	5	193	34-70	.486	8-19	.421	32-37	.865	5	11	16	3.2	14	14-0	8	12	2	108	21.6
1991-92	3	130	25-43	.581	7-11	.636	24-30	.800	4	3	7	2.3	14	12-1	4	4	0	81	27.0
1992-93	4	175	40-75	.533	10-19	.526	36-38	.947	4	8	12	3.0	11	11-0	3	10	0	126	31.5
1993-94	16	576	121-270	.448	35-83	.422	94-112	.839	11	37	48	3.0	46	34-0	21	32	4	371	23.2
1994-95	17	641	138-290	.476	54-128	.422	104-121	.860	9	52	61	3.6	36	35-0	15	39	4	434	25.5
1995-96	1	31	7-17	.412	2-6	.333	13-15	.867	1	0	1	1.0	1	1-0	1	0	0	29	29.0
1997-98	16	628	98-230	.426	38-95	.400	85-94	.904	5	23	28	1.8	32	26-0	19	27	3	319	19.9
1998-99	13	481	79-199	.397	28-84	.333	77-86	.895	13	38	51	3.9	34	26-0	9	21	3	263	20.2
1999-00	22	892	174-385	.452	58-147	.395	121-129	.938	9	44	53	2.4	60	37-0	23	28	10	527	24.0
2000-01	4	177	41-90	.456	15-35	.429	28-30	.933	7	13	20	5.0	10	3-0	3	11	2	125	31.3
NBA (11)	104	4049	777-1704	.456	258-634	.407	633-713	.888	69	240	309	3.0	264	205-1	109	187	28	2445	23.5



DATE	GAME	G	GS	MIN	FGM	FGA	PCT	3-PT			FTM	FTA	PCT	OR	DR	TR	AST	PF	STL	TO	BKS	PTS
								FGM	FGA	PCT												
10/30	@ New Jersey	1	1	36	6	15	.400	3	10	.300	5	5	1.000	1	5	6	0	1	0	4	2	20
10/31	@ Chicago	2	2	33	3	9	.333	2	6	.333	3	4	.750	3	4	7	3	3	0	1	0	11
11/2	Orlando	3	3	36	4	7	.571	2	4	.500	7	7	1.000	0	4	4	5	1	1	0	0	17
11/4	@ Toronto	4	4	38	4	12	.333	3	9	.333	4	4	1.000	1	5	6	4	3	0	1	0	15
11/6	@ Philadelphia	5	5	36	5	11	.455	1	4	.250	4	5	.800	1	1	2	1	0	2	0	0	15
11/7	Sacramento	6	6	35	5	11	.455	3	6	.500	7	7	1.000	1	1	2	6	3	1	2	0	20
11/9	New York	7	7	42	8	13	.615	3	4	.750	2	2	1.000	0	1	1	5	2	2	1	0	21
11/10	Portland	8	8	34	6	15	.400	4	8	.500	0	0	.000	0	2	2	2	1	0	2	0	16
11/13	New Jersey	9	9	40	4	13	.308	2	6	.333	0	0	.000	0	1	1	1	2	3	1	1	10
11/14	@ Boston	10	10	29	6	10	.600	2	4	.500	1	1	1.000	1	1	2	2	1	2	1	0	15
11/16	Minnesota	11	11	42	5	15	.333	3	7	.429	10	11	.909	0	1	1	5	1	1	4	0	23
11/17	@ Detroit	12	12	38	6	11	.545	1	2	.500	2	2	1.000	0	4	4	3	4	0	1	0	15
11/20	Atlanta	13	13	45	7	13	.538	4	7	.571	4	5	.800	0	7	7	5	2	0	1	0	22
11/22	Washington	14	14	38	6	9	.667	1	2	.500	2	2	1.000	0	4	4	5	1	1	0	0	15
11/23	San Antonio	15	15	36	6	8	.750	1	2	.500	4	4	1.000	0	3	3	3	4	2	3	0	17
11/25	@ Seattle	16	16	45	5	9	.556	3	5	.600	4	4	1.000	0	5	5	2	3	0	2	1	17
11/27	@ Portland	17	17	42	8	13	.615	6	9	.667	2	3	.667	1	4	5	5	1	2	1	0	24
11/28	@ Denver	18	18	40	5	11	.455	3	6	.500	4	4	1.000	1	4	5	6	1	2	0	0	17
12/1	@ Utah	19	19	36	6	12	.500	2	4	.500	4	4	1.000	1	1	2	3	0	0	2	0	18
12/2	@ LA Clippers	20	20	23	4	10	.400	1	4	.250	3	3	1.000	0	0	0	1	0	0	0	0	12
12/4	Denver	21	21	39	4	12	.333	1	5	.200	2	4	.500	0	6	6	2	1	1	1	0	11
12/7	Chicago	22	22	33	4	6	.667	3	5	.600	4	4	1.000	0	2	2	6	2	0	1	0	15
12/8	@ New York	23	23	38	6	17	.353	3	6	.500	0	0	.000	1	0	1	6	3	2	1	0	15
12/13	Houston	24	24	42	8	15	.533	4	9	.444	5	6	.833	0	3	3	3	1	0	2	0	25
12/15	@ Milwaukee	25	25	36	5	15	.333	0	6	.000	5	5	1.000	0	4	4	2	1	3	1	0	15
12/18	@ Atlanta	26	26	37	8	15	.533	4	8	.500	6	6	1.000	0	2	2	3	1	2	2	0	26
12/19	Toronto	27	27	36	5	11	.455	4	9	.444	5	5	1.000	1	2	3	2	1	0	0	0	19
12/21	New Jersey	28	28	37	5	10	.500	1	2	.500	5	7	.714	0	4	4	2	2	2	0	0	16
12/22	@ Cleveland	29	29	31	5	7	.714	4	5	.800	4	5	.800	0	0	0	5	0	1	2	0	18
12/26	@ Orlando	30	30	38	6	14	.429	0	6	.000	4	4	1.000	1	2	3	2	0	1	2	1	16
12/27	Washington	31	31	19	2	2	1.000	1	1	1.000	0	0	.000	0	4	4	3	2	2	0	0	5
12/29	@ New Jersey	32	32	44	7	13	.538	3	3	1.000	4	4	1.000	0	3	3	0	1	2	3	0	21
12/31	Miami	33	33	35	4	6	.667	2	2	1.000	3	4	.750	0	3	3	3	5	2	2	0	13
1/4	@ San Antonio	34	34	34	3	6	.500	1	3	.333	6	7	.857	0	4	4	3	1	1	1	0	13
1/5	@ Houston	35	35	34	4	10	.400	1	4	.250	2	2	1.000	0	0	0	7	3	1	2	0	11
1/9	LA Lakers	36	36	36	5	9	.556	3	4	.750	2	2	1.000	0	2	2	6	4	0	1	0	15
1/11	Chicago	37	37	35	2	3	.667	0	1	.000	6	6	1.000	0	1	1	3	4	0	1	0	10
1/12	@ Dallas	38	38	38	6	12	.500	5	10	.500	1	2	.500	0	2	2	3	1	0	1	0	18
1/15	Milwaukee	39	39	32	7	13	.538	0	2	.000	10	10	1.000	0	1	1	1	1	1	2	0	24
1/16	@ Milwaukee	40	40	38	8	15	.533	5	9	.556	6	7	.857	0	2	2	3	1	0	2	0	27
1/18	Detroit	41	41	44	7	15	.467	3	7	.429	3	3	1.000	0	8	8	5	1	1	3	0	20
1/19	@ Miami	42	42	38	5	13	.385	2	7	.286	2	2	1.000	0	2	2	1	0	1	2	0	14
1/21	@ Chicago	43	43	27	7	15	.467	1	7	.143	5	5	1.000	0	1	1	3	0	2	0	0	20
1/23	@ Boston	44	44	37	7	17	.412	5	12	.417	7	7	1.000	1	4	5	5	1	1	2	0	26
1/25	Charlotte	45	45	31	2	10	.200	1	7	.143	2	2	1.000	0	2	2	0	2	1	1	0	7
1/26	Seattle	46	46	36	5	13	.385	4	12	.333	2	2	1.000	0	1	1	7	2	0	1	0	16
1/30	Memphis	47	47	36	2	9	.222	2	5	.400	2	2	1.000	1	3	4	4	3	2	3	0	8
2/1	New York	48	48	39	5	11	.455	2	6	.333	8	9	.889	0	3	3	3	5	2	2	0	20
2/3	@ Washington	49	49	44	5	11	.455	0	4	.000	2	2	1.000	0	1	1	1	4	1	0	0	12
2/5	Dallas	50	50	44	6	16	.375	5	11	.455	6	7	.857	0	4	4	1	1	1	3	0	23
2/12	Utah	51	51	37	4	8	.500	2	2	1.000	2	3	.667	0	2	2	3	3	1	1	0	12
2/15	@ Charlotte	52	52	39	7	15	.467	3	7	.429	4	4	1.000	0	1	1	2	4	1	3	0	21
2/17	Philadelphia	53	53	17	3	8	.375	1	3	.333	2	2	1.000	0	0	0	0	2	0	0	0	9
2/22	Cleveland	Not With Team - NBA Suspension																				
2/23	LA Clippers	54	54	33	8	13	.615	2	2	1.000	10	12	.833	0	2	2	2	1	2	1	0	28
2/25	@ Golden State	55	55	43	6	19	.316	3	9	.333	8	8	1.000	0	5	5	3	1	3	3	0	23
2/28	@ Phoenix	56	56	42	5	15	.333	1	8	.125	8	9	.889	0	3	3	5	4	1	3	0	19
3/1	@ LA Lakers	57	57	40	2	10	.200	1	8	.125	0	1	.000	0	2	2	3	3	5	1	0	5
3/3	@ Sacramento	Not With Team - NBA Suspension																				
3/5	Orlando	Not With Team - NBA Suspension																				
3/7	@ Memphis	58	58	35	4	12	.333	1	6	.167	1	2	.500	0	1	1	3	4	2	0	0	10
3/8	@ Philadelphia	59	59	40	5	11	.455	1	2	.500	4	6	.667	0	3	3	1	3	1	2	0	15
3/10	@ Detroit	60	60	38	2	8	.250	0	5	.000	1	1	1.000	0	4	4	4	0	1	3	0	5
3/12	Golden State	61	61	34	4	10	.400	1	1	1.000	5	5	1.000	1	3	4	6	2	4	1	0	14
3/15	@ Minnesota	62	62	34	5	15	.333	4	10	.400	0	0	.000	1	5	6	5	1	1	3	0	14
3/17	Atlanta	63	63	24	3	6	.500	1	2	.500	1	2	.500	0	2	2	3	1	0	1	0	8
3/20	@ Charlotte	64	64	35	6	13	.462	0	6	.000	0	0	.000	0	2	2	3	2	1	0	0	12
3/22	@ Miami	65	65	34	5	11	.455	2	5	.400	8	8	1.000	0	4	4	2	0	0	1	0	20
3/24	Charlotte	66	66	41	8	16	.500	1	5	.200	7	8	.875	2	1	3	3	4	0	2	0	24
3/26	Detroit	67	67	44	5	10	.500	1	2	.500	5	5	1.000	0	4	4	6	2	0	3	0	16
3/29	@ Orlando	68	68	43	5	12	.417	3	7	.429	3	4	.750	0	2	2	6	0	0	2	16	
3/31	Miami	69	69	26	6	12	.500	1	2	.500	1	1	1.000	0	1	1	3	1	0	2	1	14
4/2	Boston	70	70	38	7	14	.500	3	8	.375	9	10	.900	0	1	1	2	3	2	2	0	26
4/4	@ Atlanta	71	71	42	7	15	.467	3	9	.333	2	2	1.000	1	2	3	3	3	0	1	0	19
4/5	Phoenix	72	72	36	4	10	.400	2	3	.667	1	1	1.000	1	1	2	3	1	1	3		

OLLIE



Playoff Experience: 2 years
(33 games)

PLAYOFF HIGHS

MIN:.....16, vs. Charlotte, 5/1/00
 FGM:3, vs. Charlotte, 5/1/00
 FGA:5, at Toronto, 5/11/01
 3-pt FGM:--
 3-pt FGA:--
 FTM:6, vs. Charlotte, 4/28/00
 FTA:6, vs. Charlotte, 4/28/00
 OR:1, vs. Indiana, 4/24/01
vs. L.A. Lakers, 6/10/01
 DR:4, vs. Charlotte, 4/28/00
 TR:4, vs. Charlotte, 4/28/00
 AST:4, several times
(most recent: vs. Toronto, 5/16/01)
 ST:2, vs. Charlotte, 4/28/00
 TO:2, vs. Charlotte, 4/28/00
vs. Indiana, 4/24/01
 BKS:--
 PTS:8, vs. Charlotte, 4/28/00

CAREER HIGHS SET/TIED THIS SEASON

FGM:*6, at Portland, 2/3/02
 3-pt FGM:*1, at Portland, 2/3/02
 3-pt FGA:1, several times
(most recent: at Portland, 2/3/02)
 FTM:11, at LA Lakers, 2/6/02
 FTA:12, at LA Lakers, 2/6/02
 OR:2, several times
(most recent: at Seattle, 2/2/02)
 DR:*8, at Sacramento, 3/3/02
 AST:11, at Portland, 2/3/02
 ST:4, vs. LA Lakers, 1/12/02
 TO:6, at Dallas, 12/27/01
 BKS:*1, at Cleveland, 12/18/01
 PTS:16, vs. Cleveland, 2/22/02
 * - tied

CAREER HIGHS

MIN:.....42, vs. New Jersey, 1/19/01
 FGM:6, vs. Chicago, 3/25/98
at Portland, 2/3/02
 FGA:11, at Chicago, 4/11/98
 3-pt FGM:1, at Phoenix, 3/23/01
at Portland, 2/3/02
 3-pt FGA:1, several times
(most recent: at Portland, 2/3/02)
 FTM:11, at LA Lakers, 2/6/02
 FTA:12, at LA Lakers, 2/6/02
 OR:2, several times
(most recent: at Orlando, 3/29/02)
 DR:8, vs. Cleveland, 4/6/01
at Sacramento, 3/3/02
 TR:10, vs. Cleveland, 4/6/01
 AST:11, at Portland, 2/3/02
 ST:4, vs. LA Lakers, 1/12/02
at Atlanta, 4/4/02
 TO:6, at Dallas, 12/27/01
 BKS:1, at Phoenix, 2/9/99
at Cleveland, 1/6/01
at Cleveland, 12/18/01
at Washington, 4/14/02
 PTS:16, vs. Cleveland, 2/22/02
at Orlando, 3/29/02

G 6-2 195 LBS BORN: 12/27/72 4 YEARS PRO

Acquired from the Bulls, 2/19, along with Ron Artest, Ron Mercer and Brad Miller in exchange for Travis Best, Norm Richardson, Jalen Rose and a future draft pick, he was the only one of the newly-acquired four players to see action in all 29 games for the Pacers...however, he was also the only one of those four to not start a game for Indiana.

He made an immediate impact for the Pacers, scoring a career-high 16 points in his debut with Indiana vs. Cleveland, 2/22...in that game, he shot 5-7 FGS and 6-8 FTS...he added a bench-high two assists, two steals and two rebounds in 33 minutes without a turnover.

He also had 16 points off the bench at Orlando, 3/29.

In his only other game with Indiana of 30+ minutes, he had 13 points, two rebounds, two steals and two assists in 32 minutes vs. Miami, 3/31...on his way to those 13 points, he shot 9-9 FTS.

He had 15 appearances with 20+ minutes, including nine of the last 12 games.

In the last nine games, he averaged 4.4 apg and 1.1 topg.

He had at least one steal in each of five straight games from 4/4 to 4/10...in those five games, he had a total of 11 steals and just six turnovers.

In the Pacers's win at Golden State, 2/25, he had 10 points, including 8-10 FTS...his 10 FTA in that game were his most with Indiana.

After going 0-2 from the line vs. Phoenix, 4/5, he made his last 18 free throws in a row.

His 9-9 FTS against the Heat, 3/31, was one short of the most made without a miss by any Pacers' player this season.

He attempted at least eight free throws in seven different games this season, including four with the Pacers.

After shooting a combined 0-6 from the floor in games vs. Phoenix, 4/5, and at Toronto, 4/7, he ended the season by hitting 8-17 FGS (.471) in the last six games...he shot 40-100 FGS (.400) in his 29 games with the Pacers.

In 29 games off the bench for the Pacers, he posted a team-best assists to turnover ratio of 3.77-to-1...he had 12 games in which he had no turnovers and logged 14+ minutes in nine of those games.

He came off the Indiana bench to hand out a team-high nine assists in the Pacers win at Sacramento, 3/3...he added a season-high eight boards in that game...that was the first of five times in which he topped Indiana in assists.

He led the Pacers in assists in each of three straight games from 4/4 to 4/7...in those three games, he had 19 assists, seven steals and just three turnovers...in one of those three games, he had a season-high tying four steals vs. the Hawks, 4/4.

In 52 games for the Bulls, he made 17 starts and averaged 3.6 apg in 21.3 mpg.

Registering the first points-assists double-double of his career, he had a career-high 11 assists to go with a then-career-high 15 points at Portland, 2/3...in that game, he was 1-1 from 3-pt range...that was his only 3-pt FGM of the season and the second of his career.

He handed out 10+ assists twice with the Bulls, including a team-high 10 assists vs. Seattle, 1/7.

As a starter, he averaged 6.9 apg, 4.8 apg, 3.6 rpg and 27.9 mpg...as a starter, he shot 34-96 FGS (.354) and 48-54 FTS (.889).

In 35 games off the bench for Chicago, he averaged 5.3 ppg, 3.2 apg, 1.9 rpg and 19.2 mpg...as a reserve, he shot 63-157 FGS (.401) and 61-76 FTS (.803).

PLAYOFFS

In the Sixers' run to the NBA Finals in 2001, he averaged 1.4 ppg and 1.0 apg in 23 postseason games.

He saw action in 10 games for Philadelphia during the 2000 postseason, averaging 2.0 ppg and 1.2 apg.

He scored a playoff career-high eight points vs. the Hornets, 4/28/00.

In that same game against Charlotte, he had a playoff career-high two steals.

He has handed out a playoff career-high four assists four times in 33 appearances.

In the Sixers' Game Five win over Toronto, 5/16/01, he had six points (1-2 FGS, 4-4 FTS) and four assists.

He has hit 21-23 FTS in his playoff career...he was 6-6 vs. Charlotte, 4/28/00...his six FTM and FTA are both play-off career-highs.

2001-02 FINAL STATISTICS

	G	GS	MIN	FGM-FGA	PCT	3-POINT		FTM-FTA	PCT	OR	DR	TR	AST	PF-DQ	ST	TO	BKS	PTS	AVG
						FGM-FGA	PCT												
OLLIE TOT	81	17	1723	137-353	.388	1-2	.500	187-227	.824	25	159	184	291	97-1	62	106	2	462	5.7
OLLIE IND	29	0	577	40-100	.400	0-0	---	78-97	.804	7	49	56	98	33-0	26	26	1	158	5.4


CAREER PLAYOFF STATISTICS

YR/TEAM	G	MIN	FGM-FGA	PCT	3-POINT		FTM-FTA	PCT	OR	DR	TR	AVG	AST	PF-DQ	ST	TO	BKS	PTS	AVG
					FGM-FGA	PCT													
1999-00 PHI	10	65	6-12	.500	0-0	---	8-9	.889	0	5	5	0.5	12	5-0	2	3	0	20	2.0
2000-01 PHI	23	123	10-27	.370	0-0	---	13-14	.929	2	7	9	0.4	23	12-0	0	8	0	33	1.4
NBA (2)	33	186	16-39	.410	0-0	---	21-23	.913	2	12	14	0.4	35	17-0	2	11	0	53	1.6



DATE	GAME	G	GS	MIN	FGM	FGA	PCT	3-PT			FTM	FTA	PCT	OR	DR	TR	AST	PF	STL	TO	BKS	PTS
								FGM	FGA	PCT												
10/31	Indiana	1		19	2	3	.667	0	0	.000	0	0	.000	1	0	1	1	1	0	1	0	4
11/2	@ Boston	2		20	2	5	.400	0	0	.000	0	0	.000	0	2	2	0	0	0	1	0	4
11/3	New York	3		23	2	5	.400	0	0	.000	0	0	.000	0	5	5	3	1	1	1	0	4
11/7	Detroit	4		13	0	4	.000	0	0	.000	1	1	1.000	0	0	0	3	1	2	0	0	1
11/8	@ Minnesota	5		21	2	6	.333	0	0	.000	2	2	1.000	2	2	4	3	1	1	2	0	6
11/10	Charlotte	6		20	2	7	.286	0	0	.000	1	2	.500	0	0	0	4	1	1	1	0	5
11/13	@ Denver	7		14	1	4	.250	0	0	.000	0	0	.000	0	1	1	2	0	0	1	0	2
11/14	@ LA Clippers	8		19	4	6	.667	0	0	.000	0	0	.000	1	3	4	4	3	1	1	0	8
11/16	@ Sacramento	9		22	2	6	.333	0	0	.000	5	8	.625	1	3	4	3	0	0	5	0	9
11/17	@ Golden State	10		18	2	3	.667	0	0	.000	0	0	.000	0	0	0	3	0	0	2	0	4
11/21	@ Milwaukee	11		25	2	4	.500	0	0	.000	2	2	1.000	0	2	2	8	0	1	2	0	6
11/24	@ New York	12		18	1	4	.250	0	0	.000	0	0	.000	0	1	1	1	1	1	1	0	2
11/27	@ New Jersey	13		20	3	5	.600	0	0	.000	2	2	1.000	0	0	0	4	2	1	3	0	8
11/29	Miami	14		19	0	2	.000	0	0	.000	1	1	1.000	0	3	3	3	0	0	0	0	1
12/1	Philadelphia	15		12	1	3	.333	0	0	.000	2	3	.667	0	0	0	4	1	0	1	0	4
12/4	Houston	16		20	1	3	.333	0	0	.000	2	2	1.000	0	4	4	5	2	1	1	0	4
12/5	@ Orlando	17		14	3	5	.600	0	0	.000	0	0	.000	1	0	1	1	1	0	4	0	6
12/7	@ Indiana	18		21	5	6	.833	0	0	.000	2	2	1.000	0	2	2	2	0	0	0	0	12
12/8	Boston	19		18	3	5	.600	0	0	.000	5	6	.833	0	2	2	2	0	1	0	0	11
12/11	New Jersey	20		17	2	4	.500	0	0	.000	7	8	.875	0	1	1	3	0	0	1	0	11
12/14	@ Boston	21		12	1	3	.333	0	0	.000	0	0	.000	0	1	1	1	0	0	2	0	2
12/15	Atlanta	22		13	1	6	.167	0	0	.000	0	0	.000	0	1	1	3	0	0	1	0	2
12/18	@ Cleveland	23		18	2	6	.333	0	0	.000	1	2	.500	0	0	0	2	0	0	2	1	5
12/20	@ Toronto	24		18	1	5	.200	0	0	.000	2	2	1.000	0	0	0	2	1	2	1	0	4
12/22	Minnesota	25		25	1	3	.333	0	0	.000	2	3	.667	0	2	2	5	3	1	2	0	4
12/26	@ Memphis	26		19	2	6	.333	0	0	.000	4	6	.667	0	3	3	4	0	0	2	0	8
12/27	@ Dallas	27	1	32	2	5	.400	0	0	.000	2	2	1.000	2	7	9	1	3	1	6	0	6
12/29	Cleveland	28		24	0	4	.000	0	0	.000	1	2	.500	0	2	2	6	0	1	1	0	1
12/31	Milwaukee	29		22	2	4	.500	0	0	.000	2	2	1.000	0	2	2	1	0	1	0	0	6
1/2	Dallas	30		23	1	4	.250	0	0	.000	1	1	1.000	1	3	4	3	3	1	4	0	3
1/4	@ Washington	31		18	1	7	.143	0	0	.000	4	6	.667	0	3	3	3	2	0	0	0	6
1/5	Utah	32		33	3	5	.600	0	0	.000	4	4	1.000	0	3	3	7	1	0	1	0	10
1/7	Seattle	33	2	27	1	4	.250	0	1	.000	0	0	.000	1	1	2	10	2	1	2	0	2
1/9	Toronto	34	3	22	1	3	.333	0	0	.000	0	0	.000	0	4	4	8	2	2	1	0	2
1/11	@ Indiana	35		17	3	4	.750	0	0	.000	1	1	1.000	0	3	3	4	1	1	3	0	7
1/12	LA Lakers	36		19	2	4	.500	0	0	.000	3	3	1.000	0	3	3	2	2	4	1	0	7
1/15	Charlotte	37		17	2	3	.667	0	0	.000	3	3	1.000	0	2	2	3	1	0	2	0	7
1/17	@ Atlanta	38		21	1	3	.333	0	0	.000	1	2	.500	1	0	1	7	1	0	0	0	3
1/19	Washington	39	4	32	2	7	.286	0	0	.000	5	5	1.000	1	4	5	8	6	0	2	0	9
1/21	Indiana	40	5	33	5	8	.625	0	0	.000	1	1	1.000	0	6	6	6	0	1	3	0	11
1/22	@ Miami	41	6	31	3	6	.500	0	0	.000	1	1	1.000	0	2	2	2	3	0	2	0	7
1/26	Memphis	42	7	28	0	4	.000	0	0	.000	1	2	.500	0	1	1	4	1	2	1	0	1
1/29	@ Phoenix	43	8	19	0	1	.000	0	0	.000	3	3	1.000	0	1	1	1	4	1	0	0	3
1/30	@ Utah	44	9	22	2	9	.222	0	0	.000	6	6	1.000	2	1	3	1	3	1	2	0	10
2/2	@ Seattle	45	10	23	1	5	.200	0	0	.000	2	3	.667	2	4	6	3	1	0	0	0	4
2/3	@ Portland	46	11	29	6	7	.857	1	1	1.000	2	2	1.000	0	2	2	11	0	0	2	0	15
2/6	@ LA Lakers	47	12	25	2	6	.333	0	0	.000	11	12	.917	0	3	2	3	1	2	1	0	15
2/12	Milwaukee	48	13	27	3	7	.429	0	0	.000	4	4	1.000	1	2	3	5	2	0	0	0	10
2/13	@ Charlotte	49	14	22	2	5	.400	0	0	.000	2	4	.500	0	2	2	6	2	0	2	0	6
2/15	New Jersey	50	15	26	0	6	.000	0	0	.000	2	2	1.000	1	4	5	3	0	0	2	0	2
2/16	Cleveland	51	16	36	2	8	.250	0	0	.000	2	3	.667	0	4	4	5	2	2	1	0	6
2/18	@ Miami	52	17	40	2	5	.400	0	0	.000	4	4	1.000	0	4	4	4	2	1	3	0	8
2/22	Cleveland	53		33	5	7	.714	0	0	.000	6	8	.750	0	2	2	2	0	2	0	0	16
2/23	LA Clippers	54		26	1	4	.250	0	0	.000	2	4	.500	1	2	3	1	1	1	2	0	4
2/25	@ Golden State	55		18	1	1	1.000	0	0	.000	8	10	.800	1	1	2	0	1	0	0	0	10
2/28	@ Phoenix	56		18	1	2	.500	0	0	.000	0	2	.000	0	1	1	5	1	1	0	0	2
3/1	@ LA Lakers	57		22	1	4	.250	0	0	.000	0	0	.000	0	5	5	1	1	1	0	0	2
3/3	@ Sacramento	58		27	0	5	.000	0	0	.000	5	6	.833	0	8	8	9	1	2	2	0	5
3/5	Orlando	59		15	1	2	.500	0	0	.000	3	4	.750	0	2	2	3	0	1	1	0	5
3/7	@ Memphis	60		6	0	2	.000	0	0	.000	0	0	.000	0	0	0	0	0	0	1	0	0
3/8	@ Philadelphia	61		23	2	5	.400	0	0	.000	4	5	.800	0	2	2	5	4	0	2	0	8
3/10	@ Detroit	62		11	2	2	1.000	0	0	.000	2	2	1.000	0	0	0	2	1	1	0	0	6
3/12	Golden State	63		14	2	4	.500	0	0	.000	2	2	1.000	0	1	1	4	0	0	1	0	6
3/15	@ Minnesota	64		11	2	3	.667	0	0	.000	0	0	.000	0	0	0	0	0	0	1	0	4
3/17	Atlanta	65		14	3	4	.750	0	0	.000	2	2	1.000	0	1	1	2	0	0	1	0	8
3/20	@ Charlotte	66		17	1	1	1.000	0	0	.000	2	4	.500	0	1	1	3	0	0	1	0	4
3/22	@ Miami	67		16	1	4	.250	0	0	.000	1	2	.500	0	1	1	5	0	0	0	0	3
3/24	Charlotte	68		22	2	9	.222	0	0	.000	2	2	1.000	0	2	2	2	3	2	0	0	6
3/26	Detroit	69		20	0	1	.000	0	0	.000	0	0	.000	0	3	3	6	2	0	0	0	0
3/29	@ Orlando	70		29	4	7	.571	0	0	.000	8	9	.889	2	2	4	4	1	1	2	0	16
3/31	Miami	71		32	2	7	.286	0	0	.000	9	9	1.000	1	1	2	2	3	2	2	0	13
4/2	Boston	72		9	0	1	.000	0	0	.000	0	0	.000	0	0	0	2	1	0	0	0	0
4/4	@ Atlanta	73		27	1	2	.500	0	0	.000	4	6	.667	0	5	5	5	1	4	0	0	6
4/5	Phoenix	74		25	0	3	.000	0	0	.000	0	2	.000	0	2	2	6	5	2	1	0	0
4/7	@ Toronto	75		24	0	3	.000	0	0	.000	1	1	1.000	0	0	0	8	0	1	2	0	1
4/8	Cleveland	76		25	3	4	.750	0	0	.000	3	3	1.000	0	1	1	4	4	3	3	0	9
4/10	Toronto	77		14	0	2	.000	0	0	.000	4	4	1.000	0	0	0	2	0	1	0	0	4
4/12	Milwaukee	78		29	2	2	1.000	0	0	.000	3	3	1.000	0	1							

O'NEAL



Playoff Experience: 5 years
(24 games)

PLAYOFF HIGHS

MIN:46, at Philadelphia, 4/21/01
vs. Philadelphia, 5/2/01
 FGM:8, vs. Philadelphia, 5/2/01
 FGA:16, vs. Philadelphia, 5/2/01
 3-pt FGM:
 3-pt FGA:1, at L.A. Lakers, 4/27/97
vs. L.A. Lakers, 4/30/98
vs. Philadelphia, 5/2/01
 FTM:3, at San Antonio, 5/31/99
at Philadelphia, 4/24/01
 FTA:6, at San Antonio, 5/31/99
at Philadelphia, 4/24/01
 OR:5, at Philadelphia, 4/21/01
 DR:16, at Philadelphia, 4/21/01
 TR:20, at Philadelphia, 4/21/01
 AST:4, at Philadelphia, 4/21/01
 ST:
 TO:4, at Philadelphia, 4/24/01
 BKS:6, at Philadelphia, 4/21/01
 PTS:16, vs. Philadelphia, 5/2/01

CAREER HIGHS SET/TIED THIS SEASON

FGM:15, at Cleveland, 12/22/01
 FGA:26, vs. Phoenix, 4/5/02
 3-pt FGM:1, vs. New York, 11/9/01
 3-pt FGA:2, at Boston, 1/23/02
at Toronto, 4/7/02
 FTM:12, vs. L.A. Lakers, 1/9/02
at Atlanta, 4/4/02
at Cleveland, 4/16/02
 FTA:18, vs. L.A. Lakers, 1/9/02
 DR:17, vs. Charlotte, 1/25/02
 AST:*5, vs. Orlando, 3/5/02
 ST:5, vs. New Jersey, 12/21/01
 TO:*7, at Seattle, 11/25/01
 PTS:38, at Cleveland, 12/22/01
 * - tied

F 6-11 242 LBS BORN: 10/13/78 5 YEARS PRO

One of the most improved players in the NBA this season, he has raised his scoring average from a career-high 12.9 ppg in 2000-01 to a team-leading 19.0 ppg this season...he also lifted his rebounding average to a team-best 10.5 rpg, which was seventh best in the NBA.

His 10.5 rpg is the third highest single-season average in the Pacers' NBA history.

His 569 defensive rebounds this season were one short of the team's single-season record set by Detlef Schrempf in 1992-93.

He blocked 166 shots this season and ranked sixth in the NBA with 2.31 bpg...his 394 blocked shots in his career at Indiana ranks fifth on the team's NBA career list...he surpassed James Edwards for fifth on that list with his two blocks at Cleveland, 4/16.

He registered 39 double-doubles this season, third best in the Eastern Conference and eighth in the NBA

His 79 career double-doubles with Indiana is the seventh highest career total in the Pacers' NBA history. Only Dale Davis (158), Herb Williams (149), Detlef Schrempf (132), Clark Kellogg (131), Rik Smits (122) and Steve Stipanovich (82) have accumulated more double-doubles in their careers with Indiana

He had a career-high eight straight double-doubles from 2/25 to 3/10...in those eight games, he averaged 11.5 rpg and 21.3 ppg.

He scored in double figures in all but six of his appearances and scored 10 or more points in each of his last 36 games

He scored 20 or more points 32 times and hit for 30 or more points four times.

He scored a career-high 38 points in the Pacers win at Cleveland, 12/22...in that game, he shot 15-20 FGS and 8-9 FTS...his 15 FGM against the Cavaliers are a career-high.

He scored 20 or more points in five straight games from 12/18 to 12/26...in those five games, he averaged 26.8 ppg on 53-86 FGS (.616) and 28-42 FTS (.667).

Shooting a career-high 68.8 percent from the foul line this season, he shot 69-88 FTS (.784) in his last 10 games.

His 413 FTA led the Pacers and his 284 FTM were second to Reggie Miller's 296 FTM.

He ranked 28th in the NBA in field goal shooting with a mark of 47.9 percent

He hit the first 3-pt FGM of his career against the Knicks, 11/9...that 3-pt FGM ended a streak of 12 straight misses in his career...he missed his next 11 from long range.

Scoring 20+ points in seven of his last 10 games, he averaged 24.1 ppg in those 10 games...that was his highest scoring 10-game stretch of the season.

His 18 points vs. Boston, 4/2, put him over 3,000 points in his career.

Including ties, he led the Pacers in scoring 26 times this season and topped Indiana's rebounders 47 times...he had a string of nine straight games leading the team in boards from 11/23 to 12/8...he had 10 or more rebounds in each of those nine games and averaged 12.1 rpg in that run...nine straight games of 10 or more rebounds is his longest streak of the season.

After grabbing just six rebounds in the Pacers' loss to Miami, 12/31, he had at least seven boards in 41 of his last 42 games.

His 11 rebounds vs. the Magic, 3/5, put him over 2,000 boards in his NBA career.

He blocked a season-high seven shots three times and had four or more rejections 16 times...he had four or more blocked shots just once in his last 24 outings.

The second of his seven blocked shots at Golden State, 2/25, gave him 500 rejections in his career.

He had a career-high 118 assists this season, including a career-best five assists in the Pacers' win vs. Orlando, 3/5.

He missed a total of eight games due to injury, including a four-game stretch from 1/16 to 1/21 with a hyperextended left knee suffered against the Bucks, 1/15.

In a stretch of four games from 11/13 to 11/17, he sat out three games with a bruised lower back...he also missed the game vs. Dallas, 2/5, with a sprained ankle.

He was suspended for two games for his part in an altercation with the Detroit Pistons, 3/26...that NBA-imposed suspension forced him to miss the games at Orlando, 3/29, and at home against the Heat, 3/31...the game vs. Miami was one of two victories this season (2-8) for the Pacers without him in the lineup.

PLAYOFFS

In just four playoff games with the Pacers, he scored more points and collected more rebounds in more minutes than he had in 20 postseason appearances with Portland.

In his first postseason appearance for the Pacers, he set club NBA records with 20 rebounds and 16 defensive rebounds vs. Philadelphia, 4/21/01.

In Game Two of that series with the Sixers, he set the team NBA playoff record with six blocked shots.

His 10 blocked shots in the postseason ranks him 10th on the Pacers' all-time NBA postseason career list.

In four seasons in Portland, he averaged 1.3 ppg, 1.3 rpg and 5.0 mpg in 20 postseason appearances.

He shot 7-26 from the floor (.269) and 12-23 FTS (.522) in his playoff career with the Blazers.

2001-02 FINAL STATISTICS

	G	GS	MIN	3-POINT			FTM-FTA	PCT	OR	DR	TR	AST	PF-DQ	ST	TO	BKS	PTS	AVG	
				FGM-FGA	PCT	FGM-FGA													
O'NEAL	72	72	2707	543-1133	.479	1-14	.071	284-413	.688	188	569	757	118	269-4	45	174	166	1371	19.0


CAREER PLAYOFF STATISTICS

YR/TEAM	G	MIN	3-POINT			FTM-FTA	PCT	OR	DR	TR	AVG	AST	PF-DQ	ST	TO	BKS	PTS	AVG	
			FGM-FGA	PCT	FGM-FGA														
1996-97 POR	2	4	0-2	.000	0-1	.000	0	1	1	0.5	0	0-0	0	0	1	0	0.0		
1997-98 POR	1	3	0-3	.000	0-1	.000	0	1	1	1.0	0	1-0	0	2	2	0	0.0		
1998-99 POR	9	55	4-10	.400	0-0	.000	6-12	.500	8	9	17	1.9	1	11-0	0	2	3	14	1.6
1999-00 POR	8	38	3-11	.273	0-0	.000	6-9	.667	2	5	7	0.9	1	9-0	0	0	3	12	1.5
2000-01 IND	4	157	17-39	.436	0-1	.000	5-10	.500	12	38	50	12.5	7	13-0	0	7	10	39	9.8
NBA (5)	24	257	24-65	.369	0-3	.000	17-33	.515	23	53	76	3.2	9	34-0	0	9	19	65	2.7



DATE	GAME	G	GS	MIN	FGM	FGA	PCT	3-PT			FTM	FTA	PCT	OR	DR	TR	AST	PF	STL	TO	BKS	PTS
								FGM	FGA	PCT												
10/30	@ New Jersey	1	1	27	4	14	.286	0	0	.000	1	2	.500	3	3	6	1	5	0	5	1	9
10/31	@ Chicago	2	2	35	9	15	.600	0	0	.000	7	10	.700	5	5	10	1	3	1	2	3	25
11/2	Orlando	3	3	40	8	15	.533	0	0	.000	1	2	.500	2	6	8	3	3	0	2	4	17
11/4	@ Toronto	4	4	27	8	13	.615	0	1	.000	5	6	.833	2	5	7	1	5	1	3	1	21
11/6	@ Philadelphia	5	5	41	11	19	.579	0	1	.000	0	1	.000	2	6	8	1	5	1	1	2	22
11/7	Sacramento	6	6	32	5	17	.294	0	0	.000	6	6	1.000	1	8	9	2	5	2	1	6	16
11/9	New York	7	7	47	10	16	.625	1	1	1.000	1	2	.500	1	15	16	4	1	0	1	3	22
11/10	Portland	8	8	40	5	10	.500	0	0	.000	1	2	.500	2	6	8	0	2	0	2	2	11
11/13	New Jersey	Did Not Dress - Bruised Lower Back																				
11/14	@ Boston	9	9	39	6	15	.400	0	0	.000	2	4	.500	1	12	13	1	3	1	3	0	14
11/16	Minnesota	Did Not Dress - Bruised Lower Back																				
11/17	@ Detroit	Not With Team - Bruised Lower Back																				
11/20	Atlanta	10	10	38	6	10	.600	0	0	.000	4	4	1.000	3	6	9	1	5	1	1	4	16
11/22	Washington	11	11	43	12	19	.632	0	0	.000	3	5	.600	2	6	8	0	3	0	0	1	27
11/23	San Antonio	12	12	36	4	17	.235	0	0	.000	1	1	1.000	3	8	11	1	6	1	2	2	9
11/25	@ Seattle	13	13	44	8	15	.533	0	1	.000	7	8	.875	3	14	17	3	3	0	7	3	23
11/27	@ Portland	14	14	37	8	17	.471	0	0	.000	1	3	.333	1	9	10	3	4	1	2	2	17
11/28	@ Denver	15	15	37	4	13	.308	0	0	.000	6	7	.857	3	10	13	2	3	0	1	5	14
12/1	@ Utah	16	16	24	6	12	.500	0	0	.000	3	12	.250	4	8	12	1	5	0	2	0	15
12/2	@ LA Clippers	17	17	31	4	13	.308	0	0	.000	0	0	.000	4	8	12	1	3	1	3	4	8
12/4	Denver	18	18	38	9	17	.529	0	0	.000	5	6	.833	4	7	11	1	5	0	2	4	23
12/7	Chicago	19	19	34	9	15	.600	0	0	.000	4	6	.667	3	8	11	1	4	1	1	0	22
12/8	@ New York	20	20	41	8	15	.533	0	0	.000	6	10	.600	2	10	12	0	2	1	5	2	22
12/13	Houston	21	21	42	8	17	.471	0	0	.000	7	8	.875	2	7	9	1	4	0	2	4	23
12/15	@ Milwaukee	22	22	35	4	13	.308	0	0	.000	2	5	.400	3	4	7	1	3	0	2	2	10
12/18	@ Atlanta	23	23	35	7	12	.583	0	0	.000	6	8	.750	3	8	11	0	5	0	4	2	20
12/19	Toronto	24	24	43	12	22	.545	0	0	.000	3	6	.500	4	12	16	1	3	0	3	2	27
12/21	New Jersey	25	25	34	10	16	.625	0	0	.000	9	15	.600	5	4	9	3	6	5	3	3	29
12/22	@ Cleveland	26	26	42	15	20	.750	0	0	.000	8	9	.889	0	4	4	3	4	2	3	1	38
12/26	@ Orlando	27	27	37	9	16	.563	0	0	.000	2	4	.500	4	9	13	3	4	0	3	5	20
12/27	Washington	28	28	25	4	9	.444	0	0	.000	2	5	.400	2	7	9	2	3	0	2	1	10
12/29	@ New Jersey	29	29	46	11	20	.550	0	0	.000	3	4	.750	1	10	11	4	3	2	4	7	25
12/31	Miami	30	30	24	3	13	.231	0	0	.000	2	2	1.000	2	4	6	0	5	0	3	1	8
1/4	@ San Antonio	31	31	32	7	15	.467	0	0	.000	2	2	1.000	4	8	12	3	5	2	3	1	16
1/5	@ Houston	32	32	44	12	22	.545	0	1	.000	4	5	.800	3	12	15	1	2	1	3	3	28
1/9	LA Lakers	33	33	42	3	14	.214	0	0	.000	12	18	.667	3	15	18	1	4	2	1	4	18
1/11	Chicago	34	34	34	4	10	.400	0	0	.000	0	0	.000	4	9	13	2	5	0	4	1	8
1/12	@ Dallas	35	35	37	7	13	.538	0	0	.000	3	6	.500	4	8	12	0	4	0	4	1	17
1/15	Milwaukee	36	36	16	3	7	.429	0	0	.000	1	3	.333	3	5	8	2	0	1	1	1	7
1/16	@ Milwaukee	Not With Team - Hyperextended Left Knee																				
1/18	Detroit	Did Not Dress - Hyperextended Left Knee																				
1/19	@ Miami	Did Not Dress - Hyperextended Left Knee																				
1/21	@ Chicago	Did Not Dress - Hyperextended Left Knee																				
1/23	@ Boston	37	37	34	7	15	.467	0	2	.000	5	10	.500	3	9	12	0	2	0	1	0	19
1/25	Charlotte	38	38	39	6	10	.600	0	0	.000	6	6	1.000	0	17	17	0	4	0	4	4	18
1/26	Seattle	39	39	37	9	13	.692	0	0	.000	1	4	.250	1	8	9	3	3	0	2	1	19
1/30	Memphis	40	40	38	7	19	.368	0	0	.000	3	7	.429	3	8	11	1	4	3	3	7	17
2/1	New York	41	41	45	9	16	.563	0	0	.000	0	0	.000	2	11	13	3	1	0	0	1	18
2/3	@ Washington	42	42	35	7	15	.467	0	0	.000	0	0	.000	0	7	7	1	3	0	3	4	14
2/5	Dallas	Did Not Dress - Sprained Left Ankle																				
2/12	Utah	43	43	39	6	15	.400	0	0	.000	2	2	1.000	2	10	12	1	6	1	5	1	14
2/15	@ Charlotte	44	44	38	5	9	.556	0	0	.000	5	6	.833	5	4	9	2	2	1	0	2	15
2/17	Philadelphia	45	45	37	7	14	.500	0	0	.000	1	3	.333	3	10	13	2	3	0	5	3	15
2/22	Cleveland	46	46	46	7	21	.333	0	0	.000	3	6	.500	0	7	7	3	4	0	3	2	17
2/23	LA Clippers	47	47	31	10	18	.556	0	1	.000	2	2	1.000	3	5	8	0	5	0	1	4	22
2/25	@ Golden State	48	48	40	5	16	.313	0	1	.000	3	6	.500	3	8	11	2	4	0	4	7	13
2/28	@ Phoenix	49	49	41	6	16	.375	0	1	.000	1	2	.500	3	7	10	3	2	1	1	1	13
3/1	@ LA Lakers	50	50	32	7	22	.318	0	0	.000	4	8	.500	5	6	11	0	5	1	4	0	18
3/3	@ Sacramento	51	51	43	13	24	.542	0	0	.000	3	6	.500	2	9	11	2	4	1	6	2	29
3/5	Orlando	52	52	40	8	17	.471	0	1	.000	2	2	1.000	2	9	11	5	4	0	2	3	18
3/7	@ Memphis	53	53	43	13	20	.650	0	0	.000	5	10	.500	6	6	12	0	5	0	4	0	31
3/8	@ Philadelphia	54	54	39	10	14	.714	0	0	.000	5	6	.833	4	8	12	3	4	0	3	1	25
3/10	@ Detroit	55	55	39	8	21	.381	0	0	.000	7	8	.875	4	10	14	1	5	1	3	3	23
3/12	Golden State	56	56	33	6	17	.353	0	0	.000	2	3	.667	4	3	7	2	4	0	2	2	14
3/15	@ Minnesota	57	57	41	7	14	.500	0	0	.000	1	3	.333	2	5	7	4	4	1	2	1	1
3/17	Atlanta	58	58	23	5	12	.417	0	0	.000	1	1	1.000	0	8	8	0	3	0	1	3	11
3/20	@ Charlotte	59	59	40	6	15	.400	0	1	.000	8	8	1.000	3	13	16	1	2	0	2	2	20
3/22	@ Miami	60	60	38	7	15	.467	0	0	.000	7	9	.778	2	6	8	1	4	2	0	3	21
3/24	Charlotte	61	61	44	8	24	.333	0	0	.000	7	7	1.000	6	5	11	2	2	0	0	2	23
3/26	Detroit	62	62	37	5	14	.357	0	0	.000	1	3	.333	2	5	7	1	6	0	1	3	11
3/29	@ Orlando	Not With Team - NBA Suspension																				
3/31	Miami	Not With Team - NBA Suspension																				
4/2	Boston	63	63	44	8	14	.571	0	0	.000	2	3	.667	4	8	12	3	4	0	1	0	18
4/4	@ Atlanta	64	64	44	5	15	.333	0	0	.000	12	13	.923	3	11	14	0	3	1	2	1	22
4/5	Phoenix	65	65	40	14	26	.538	0	0	.000	4	6	.667	4	6	10	0	2	1	1	2	32
4/7	@ Toronto	66	66	43	10	20	.500	0	2	.000	4	9	.444	1	6	7	1	5	0	3	2	24
4/8	Cleveland	67	67	43	5	13	.385	0	0	.000	8	8	1.000	0	6	6	2	5	0	2	4	18
4/10	Toronto	68	68	40	9	18	.500	0	0	.000	11	12	.917	3	12	15	4	4	1	1	2	29
4/12	Milwaukee	69	69	45	8	14	.571	0	0	.000	4	6	.667	1	12	13	3	4	0	3	0	20
4/14	@ Washington	70	70	44	10	18	.556	0	0	.000	6	9	.667	0	8	8	3	5	1	3	1	26
4/16	@ Cleveland	71	71	39	11	19	.579	0	0	.000	12	16	.750	1	6	7	3	5	0	2	2	34
4/17	Philadelphia	72	72	34	6	14	.429	0	0	.000	6	6	1.000	3	4	7	1	2	2	3	2	18
totals		72	72	2707	543	1133	.479	1	14	.071	284	413	.688	188	569	757	118	269	45	174	166	

SUNDOV



Playoff Experience: None

PLAYOFF HIGHS

Has not played

CAREER HIGHS SET/TIED THIS SEASON

FTA*4, vs. Philadelphia, 4/17/02
 DR:*6, vs. Dallas, 2/5/02, 2OT
 AST:1, several times
 (most recent: vs. Washington, 12/27/01)
 ST:1, several times
(most recent: vs. Atlanta, 3/17/02)
 TO:*2, at L.A. Clippers, 12/2/01
 BKS:.....2, vs. Dallas, 2/5/02, 2OT
 * - tied

C 7-2 246 LBS BORN: 2/10/80 3 YEARS PRO

He saw action in just 22 games this season, logging 10+ minutes twice.

He made consecutive appearances just three times throughout the season and two of those instances came in a five-game span from 2/3 to 2/17.

After a one-minute stint at Washington, 2/3, he logged a season-high 22 minutes vs. Dallas, 2/5...in that double overtime loss to the Mavericks, he had a season-high seven rebounds, two blocked shots and two points...prior to that game he had not gotten more than one rebound in any of his 11 outings.

He had six defensive rebounds in that game with the Mavericks and he did not have more than one defensive board in any other game during the season.

His two blocked shots vs. Dallas represent a career-high...he totaled three blocked shots for the season.

Shooting 8-14 FGS, he scored in each of his first five appearances, including a season-high six points on 3-4 FGS in just four minutes vs. San Antonio, 11/23.

He scored in just six of his next 16 games and he shot 7-24 FGS the rest of the season.

He had four games in which he scored more than two points, including four points (2-3 FGS) in seven minutes vs. Miami, 3/31.

He attempted his first free throws of the season in the finale vs. Philadelphia, 4/17, missing both of his shots.

In his five games with five or more minutes, he shot 8-19 FGS

PLAYOFFS

In his fourth NBA season, he is on a postseason roster for the first time.

2001-02 FINAL STATISTICS

	G	GS	MIN	FGM-FGA	PCT	3-POINT		FTM-FTA	PCT	OR	DR	TR	AST	PF-DQ	ST	TO	BKS	PTS	AVG
						FGM-FGA	PCT												
SUNDOV	22	0	88	16-40	.400	0-1	.000	0-2	.000	7	14	21	3	16-0	3	4	3	32	1.5


CAREER PLAYOFF STATISTICS

YR/TEAM	G	MIN	FGM-FGA	PCT	3-POINT		FTM-FTA	PCT	OR	DR	TR	AVG	AST	PF-DQ	ST	TO	BKS	PTS	AVG
					FGM-FGA	PCT													
HAS NOT PLAYED																			

DATE	GAME	G	GS	MIN	FGM	FGA	PCT	3-PT			FTM	FTA	PCT	OR	DR	TR	AST	PF	STL	TO	BKS	PTS	
								FGM	FGA	PCT													
10/30	@ New Jersey																						
10/31	@ Chicago	1		3	1	2	.500	0	0	.000	0	0	.000	0	0	0	1	0	1	0	0	2	
11/2	Orlando																						
11/4	@ Toronto	2		1	1	1	1.000	0	0	.000	0	0	.000	0	0	0	0	1	0	0	0	2	
11/6	@ Philadelphia																						
11/7	Sacramento																						
11/9	New York																						
11/10	Portland																						
11/13	New Jersey																						
11/14	@ Boston																						
11/16	Minnesota																						
11/17	@ Detroit																						
11/20	Atlanta																						
11/22	Washington																						
11/23	San Antonio	3		4	3	4	.750	0	0	.000	0	0	.000	0	1	1	0	0	0	0	0	6	
11/25	@ Seattle																						
11/27	@ Portland																						
11/28	@ Denver																						
12/1	@ Utah																						
12/2	@ LA Clippers	4		13	2	6	.333	0	0	.000	0	0	.000	1	0	1	1	2	0	2	1	4	
12/4	Denver																						
12/7	Chicago	5		2	1	1	1.000	0	0	.000	0	0	.000	1	0	1	0	0	0	0	0	2	
12/8	@ New York	6		1	0	0	.000	0	0	.000	0	0	.000	0	0	0	0	0	0	0	0	0	
12/13	Houston																						
12/15	@ Milwaukee	7		4	0	1	.000	0	0	.000	0	0	.000	0	1	1	0	0	0	0	0	0	
12/18	@ Atlanta																						
12/19	Toronto																						
12/21	New Jersey																						
12/22	@ Cleveland																						
12/26	@ Orlando																						
12/27	Washington	8		8	2	5	.400	0	1	.000	0	0	.000	0	1	1	1	3	0	0	0	4	
12/29	@ New Jersey																						
12/31	Miami																						
1/4	@ San Antonio																						
1/5	@ Houston																						
1/9	LA Lakers	9		3	0	2	.000	0	0	.000	0	0	.000	0	1	1	0	0	1	0	0	0	
1/11	Chicago																						
1/12	@ Dallas																						
1/15	Milwaukee																						
1/16	@ Milwaukee	10		1	0	0	.000	0	0	.000	0	0	.000	0	0	0	0	0	0	0	0	0	
1/18	Detroit																						
1/19	@ Miami																						
1/21	@ Chicago																						
1/23	@ Boston																						
1/25	Charlotte																						
1/26	Seattle																						
1/30	Memphis																						
2/1	New York																						
2/3	@ Washington	11		1	0	0	.000	0	0	.000	0	0	.000	0	0	0	0	0	0	0	0	0	
2/5	Dallas	12		22	1	3	.333	0	0	.000	0	0	.000	1	6	7	0	2	0	0	2	2	
2/12	Utah																						
2/15	@ Charlotte	13		1	0	0	.000	0	0	.000	0	0	.000	0	0	0	0	1	0	0	0	0	
2/17	Philadelphia	14		3	1	2	.500	0	0	.000	0	0	.000	1	1	2	0	0	0	0	0	2	
2/22	Cleveland																						
2/23	LA Clippers	15		2	1	2	.500	0	0	.000	0	0	.000	1	0	1	0	1	0	0	0	2	
2/25	@ Golden State																						
2/28	@ Phoenix																						
3/1	@ LA Lakers																						
3/3	@ Sacramento	16		2	0	1	.000	0	0	.000	0	0	.000	0	0	0	0	0	0	0	0	0	
3/5	Orlando																						
3/7	@ Memphis	17		1	0	2	.000	0	0	.000	0	0	.000	1	1	2	0	0	0	0	0	0	
3/8	@ Philadelphia																						
3/10	@ Detroit																						
3/12	Golden State	18		1	0	1	.000	0	0	.000	0	0	.000	0	0	0	0	0	0	0	0	0	
3/15	@ Minnesota																						
3/17	Atlanta	19		2	0	1	.000	0	0	.000	0	0	.000	0	0	0	0	0	1	0	0	0	
3/20	@ Charlotte																						
3/22	@ Miami																						
3/24	Charlotte																						
3/26	Detroit																						
3/29	@ Orlando																						
3/31	Miami	20		7	2	3	.667	0	0	.000	0	0	.000	1	1	2	0	4	0	1	0	4	
4/2	Boston																						
4/4	@ Atlanta																						
4/5	Phoenix																						
4/7	@ Toronto																						
4/8	Cleveland																						
4/10	Toronto	21		1	0	1	.000	0	0	.000	0	0	.000	0	0	0	0	0	0	0	0	0	
4/12	Milwaukee																						
4/14	@ Washington																						
4/16	@ Cleveland																						
4/17	Philadelphia	22		5	1	2	.500	0	0	.000	0	2	.000	0	1	1	0	2	0	1	0	2	
totals		22		88	16	40	.400	0	1	.000	0	2	.000	7	14	21	3	16	3	4	3	32	
averages				4.0	0.7	1.8		0.0	0.0		0.0	0.1		0.3	0.6	1.0	0.1	0.7	0.14	0.2	0.14	1.5	
season high				22	3	6	1.000	0	1	.000	0	2	.000	1	6	7	1	4	1	2	2	6	
season low				1	0	0	.000	0	0	.000	0	0	.000	0	0	0	0	0	0	0	0	0	0
Games 1-10	2		4	2	3	.667	0	0	.000	0	0	.000	0	0	0	1	1	1	0	0	2	2.0	
Games 11-20	2		17	5	10	.500	0	0	.000	0	0	.000	1	1	2	1	2	0	2	1	5.0		
Games 21-30	3		7	1	2	.500	0	0	.000	0	0	.000	1	1	2	0	0	0	0	0	0.7		
Games 31-40	3		12	2	7	.286	0	1	.000	0	0	.000	0	2	2	1	3	1	0	0	1.3		
Games 41-50	2		23	1	3	.333	0	0	.000	0	0	.000	1	6	7	0	2	0	0	2	1.0		
Games 51-60	4		8	2	5	.400	0	0	.000	0	0	.000	2	1	3	0	2	0	0	0	1.0		
Games 61-70	3		4	0	4	.000	0	0	.000	0	0	.000	1	1	2	0	0	1	0	0	0.0		
Games 71-82	3		13	3	6	.500	0	0	.000	0	2	.000	1	2	3	0	6	0	2	0	2.0		
Home Games	13		60	12	27	.444	0	1	.000	0	2	.000	5	12	17	1	12	2	2	2	2.0		
Away Games	9		28	4	13	.308	0	0	.000	0	0	.000	2	2	4	2	4	1	2	1	0.8		



TINSLEY



Playoff Experience: None

PLAYOFF HIGHS

Has not played

CAREER HIGHS SET/TIED THIS SEASON

MIN:56, vs. Dallas, 2/5/02, 2OT
 FGM:12, vs. Orlando, 3/5/02
at Memphis, 3/7/02
 FGA:21, at Memphis, 3/7/02
 3-pt FGM:5, vs. Orlando, 3/5/02
 3-pt FGA:9, vs. Dallas, 2/5/02, 2OT
vs. Orlando, 3/5/02
 FTM:9, at Detroit, 11/17/01
vs. Atlanta, 11/20/01
 FTA:12, at Detroit, 11/17/01
 OR:4, vs. Denver, 12/4/01
at Atlanta, 12/18/01
 DR:11, at Detroit, 11/17/01
 TR:13, at Detroit, 11/17/01
 AST:**23, vs. Washington, 11/22/01
 STL:6, vs. Minnesota, 11/16/01, 2OT
at Memphis, 3/7/02
 TO:9, at Portland, 11/27/01
 BKS:5, vs. Minnesota, 11/16/01, 2OT
 PTS:30, vs. Orlando, 3/5/02
 ** - franchise record

G 6-3 195 LBS BORN: 2/28/78 ROOKIE

The first rookie to start on opening night for the Pacers since Vern Fleming in 1983, he was named the Eastern Conference Rookie of the Month for November, 2001, and March, 2002.

In November, he averaged 10.9 ppg, 9.2 apg, 2.1 spg and 32.2 mpg...in a four-game stretch from 11/16 to 11/22 he averaged 22.0 ppg, 13.3 apg and 9.0 rpg...he had eight games of 10+ assists in November, including three in a row from 11/25 to 11/28.

In 15 games during March, he averaged 11.9 ppg, 4.0 rpg, 6.2 apg and 2.0 spg.

He handed out 10+ assists 21 times during the season...but, he had 10 or more assists just six times in the second half of the season.

He led all rookies in assists and steals this season and ranked fifth in the NBA in assists with an average of 8.1 apg...he was tied for 14th in the NBA with an average of 1.73 spg.

His 647 assists this season tied for the fourth highest single-season total in the Pacers' NBA history.

Against the Washington Wizards, 11/22, he became the second Pacers' rookie to register a triple-double with 19 points, 11 rebounds and a club record 23 assists...his 23 assists in that game were the most by any NBA player this season and were the second highest total ever by a rookie in the NBA...he was just the third player in the franchise's history to hand out 20+ assists

He became one of six players in the NBA this season with more than one triple-double with his 11 points, 10 rebounds and 10 assists at Minnesota, 3/15.

He also had 16 assists, 10 rebounds and seven points vs. Denver, 12/4.

He registered 17 double-doubles on the season, second most by any rookie in the league during the season.

His eight assists against the Heat, 12/31, gave him 302 assists for the season, shattering the previous rookie record of 295 assists in a season by Chuck Person in 1986-87.

He had two or more steals 38 times, but just 16 times in the second half of the season.

He became one of five rookies in the NBA this season to score 30+ points with a career-best 30 points vs. Orlando, 3/5.

He followed up that 30-point effort with a team-leading 28 points at Memphis, 3/7...those two games set off a streak of seven straight games in double figures that was his longest of the season...in those seven games, he averaged 17.0 ppg.

He scored 20+ points four times and he had 20 or more points in consecutive games twice...he led the Pacers with 28 points at Detroit, 11/17, and then followed that up with 29 points vs. Atlanta, 11/20...in those two games, he shot 18-23 FTS...his nine FTM in each of those games is a career-high...those are also the only two times in which he attempted double-digit free throws.

He missed two games due to injury--the game at Miami, 1/19, with a bruised left knee and elbow and the game vs. Memphis, 1/30, due to a sore left hip.

He came off the bench twice, vs. New York, 2/1, and at Washington, 2/3...he scored seven points in each of those games and handed out five assists against the Knicks and dealt six assists at Washington.

Named to Rookie squad for the *got milk?* Rookie Challenge during All-Star Weekend, he led the rookies with 10 assists.

His 138 steals this season are the most by any Pacers' player in the last 10 seasons--since Micheal Williams had 233 steals in 1991-92.

He had three or more steals 22 times this season, including a career-high six thefts twice (vs. Minnesota, 11/16, and at Memphis, 3/7)...of those 22 games, 10 occurred in the second half of the season.

He was fourth on the team with 42 3-pt FGM, but was second in 3-pt FGA with 175 attempts from long range.

On his way to a career-high 30 points vs. Orlando, 3/5, he shot 5-9 3-pt FGS...his five 3-pt FGM was one short of the most by any Pacers' player this season.

Through the first half of the season, he shot 13-65 3-pt FGS (.200)...he hit 29-110 3-pt FGS (.264) in the second half of the season...in his last 19 games, he shot 9-48 3-pt FGS (.188).

The team leader in turnovers with 270, he had one game without a miscue...in that game, he had 12 assists and two steals vs. Washington, 12/27.

His 186 FTA ranked third on the team, while his 131 FTM ranked fourth.

2001-02 FINAL STATISTICS

TINSLEY	G	GS	MIN	FGM-FGA	PCT	3-POINT			FTM-FTA	PCT	OR	DR	TR	AST	PF-DQ	ST	TO	BKS	PTS	AVG
						FGM-FGA	PCT	FTM-FTA												
TINSLEY	80	78	2442	289-760	.380	42-175	.240	131-186	.704	78	220	298	647	248-9	138	270	40	751	9.4	

CAREER PLAYOFF STATISTICS

YR/TEAM	G	MIN	FGM-FGA	PCT	3-POINT			FTM-FTA	PCT	OR	DR	TR	AVG	AST	PF-DQ	ST	TO	BKS	PTS	AVG
					FGM-FGA	PCT	FTM-FTA													
HAS NOT PLAYED																				



DATE	GAME	G	GS	MIN	FGM	FGA	PCT	3-PT			FTM	FTA	PCT	OR	DR	TR	AST	PF	STL	TO	BKS	PTS
								FGM	FGA	PCT												
10/30	@ New Jersey	1	1	24	2	5	.400	0	0	.000	0	0	.000	0	1	1	8	3	2	2	0	4
10/31	@ Chicago	2	2	36	5	13	.385	0	1	.000	2	2	1.000	2	4	6	13	3	5	2	0	12
11/2	Orlando	3	3	26	4	4	1.000	1	1	1.000	1	2	.500	1	0	1	10	3	2	3	2	10
11/4	@ Toronto	4	4	27	3	8	.375	1	2	.500	1	2	.500	1	2	3	3	5	1	2	1	8
11/6	@ Philadelphia	5	5	26	0	8	.000	0	2	.000	4	4	1.000	0	2	2	7	1	3	2	0	4
11/7	Sacramento	6	6	29	5	9	.556	0	1	.000	0	0	.000	1	4	5	8	4	1	2	0	10
11/9	New York	7	7	25	4	10	.400	0	0	.000	0	0	.000	1	0	1	8	4	0	3	1	8
11/10	Portland	8	8	16	2	8	.250	0	1	.000	0	0	.000	0	0	0	4	1	0	2	1	4
11/13	New Jersey	9	9	23	4	14	.286	0	1	.000	3	4	.750	1	0	1	6	3	0	4	1	11
11/14	@ Boston	10	10	15	1	4	.250	0	0	.000	0	0	.000	0	2	2	3	1	1	2	0	2
11/16	Minnesota	11	11	51	3	16	.188	0	3	.000	6	6	1.000	3	6	9	15	6	6	1	5	12
11/17	@ Detroit	12	12	42	9	17	.529	1	3	.333	9	12	.750	2	11	13	4	3	1	5	0	28
11/20	Atlanta	13	13	46	9	19	.474	2	4	.500	9	11	.818	0	3	3	11	3	2	4	0	29
11/22	Washington	14	14	45	6	15	.400	0	1	.000	7	8	.875	2	9	11	23	2	1	5	1	19
11/23	San Antonio	15	15	33	1	5	.200	0	1	.000	2	2	1.000	0	3	3	6	5	4	5	0	4
11/25	@ Seattle	16	16	43	5	11	.455	0	1	.000	4	6	.667	0	2	2	12	6	0	4	1	14
11/27	@ Portland	17	17	39	5	13	.385	0	2	.000	0	0	.000	1	7	8	14	6	3	9	0	10
11/28	@ Denver	18	18	34	2	7	.286	0	2	.000	4	4	1.000	0	2	2	10	4	5	3	0	8
12/1	@ Utah	19	19	19	1	4	.250	0	0	.000	0	0	.000	0	1	1	3	5	1	3	1	2
12/2	@ LA Clippers	20	20	29	2	13	.154	0	0	.000	2	2	1.000	2	4	6	6	4	2	6	0	6
12/4	Denver	21	21	38	3	7	.429	1	1	1.000	0	0	.000	4	6	10	16	6	0	5	1	7
12/7	Chicago	22	22	40	8	15	.533	1	3	.333	1	2	.500	2	3	5	10	1	3	5	0	18
12/8	@ New York	23	23	39	6	14	.429	0	2	.000	2	4	.500	1	1	2	9	2	3	1	0	14
12/13	Houston	24	24	35	1	5	.200	0	1	.000	2	2	1.000	0	6	6	18	5	1	4	0	4
12/15	@ Milwaukee	25	25	25	5	7	.714	0	0	.000	1	4	.250	2	3	5	8	6	1	4	1	11
12/18	@ Atlanta	26	26	36	3	8	.375	0	0	.000	1	2	.500	4	1	5	9	2	1	4	0	7
12/19	Toronto	27	27	31	4	9	.444	0	1	.000	1	1	1.000	0	3	3	5	5	3	3	0	9
12/21	New Jersey	28	28	18	4	8	.500	0	0	.000	0	0	.000	1	2	3	3	5	0	3	0	8
12/22	@ Cleveland	29	29	37	4	5	.800	0	0	.000	1	2	.500	1	4	5	14	4	2	4	0	9
12/26	@ Orlando	30	30	35	5	16	.313	0	1	.000	1	1	1.000	2	3	5	9	3	2	4	0	11
12/27	Washington	31	31	28	6	12	.500	1	1	1.000	3	4	.750	1	1	2	12	1	2	0	1	16
12/29	@ New Jersey	32	32	24	2	5	.400	0	0	.000	0	0	.000	0	1	1	7	1	4	5	0	4
12/31	Miami	33	33	30	2	11	.182	0	3	.000	0	2	.000	0	0	0	8	1	1	1	0	4
1/4	@ San Antonio	34	34	25	3	8	.375	1	2	.500	2	4	.500	1	3	4	6	5	2	4	1	9
1/5	@ Houston	35	35	37	5	17	.294	1	5	.200	0	0	.000	1	5	6	9	3	3	4	2	11
1/9	LA Lakers	36	36	34	6	18	.333	1	3	.333	1	1	1.000	3	3	6	7	3	0	5	0	14
1/11	Chicago	37	37	29	4	12	.333	1	5	.200	1	2	.500	0	2	2	9	2	3	7	2	10
1/12	@ Dallas	38	38	38	5	13	.385	1	5	.200	1	2	.500	0	4	4	16	5	2	4	1	12
1/15	Milwaukee	39	39	39	5	14	.357	0	2	.000	1	2	.500	2	4	6	12	4	2	4	0	11
1/16	@ Milwaukee	40	40	25	1	7	.143	0	3	.000	0	0	.000	0	0	0	8	2	0	1	0	2
1/18	Detroit	41	41	20	2	7	.286	0	1	.000	0	0	.000	0	1	1	7	0	1	2	0	4
1/19	@ Miami	Did Not Dress - Bruised Left Knee Flexor																				
1/21	@ Chicago	42	42	25	2	8	.250	0	4	.000	0	0	.000	1	3	4	6	1	1	2	0	4
1/23	@ Boston	43	43	20	0	2	.000	0	0	.000	0	0	.000	0	4	4	4	2	1	5	0	0
1/25	Charlotte	44	44	26	4	9	.444	0	3	.000	3	4	.750	2	3	5	6	2	1	3	1	11
1/26	Seattle	45	45	22	1	4	.250	0	2	.000	0	0	.000	0	3	3	4	3	1	3	0	2
1/30	Memphis	Did Not Dress - Sore Left Hip																				
2/1	New York	46	46	19	3	7	.429	1	2	.500	0	0	.000	2	3	5	5	1	0	3	1	7
2/3	@ Washington	47	47	25	1	5	.200	0	0	.000	5	6	.833	1	0	1	6	4	0	2	0	7
2/5	Dallas	48	48	56	5	16	.313	4	9	.444	4	6	.667	1	3	4	19	4	2	4	1	18
2/12	Utah	49	49	21	3	7	.429	1	2	.500	0	0	.000	0	1	1	3	2	3	6	0	7
2/15	@ Charlotte	50	50	23	1	4	.250	0	2	.000	1	2	.500	0	0	0	6	5	1	1	0	3
2/17	Philadelphia	51	51	28	4	10	.400	1	4	.250	0	0	.000	3	2	5	9	3	1	3	1	9
2/22	Cleveland	52	52	41	3	13	.231	0	1	.000	2	4	.500	1	2	3	12	3	3	4	2	8
2/23	LA Clippers	53	53	21	1	3	.333	1	1	1.000	0	0	.000	1	1	2	9	5	1	4	0	3
2/25	@ Golden State	54	54	35	2	9	.222	0	3	.000	5	6	.833	0	7	7	8	3	1	5	1	9
2/28	@ Phoenix	55	55	35	6	10	.600	1	5	.200	1	4	.250	1	1	2	6	4	0	3	1	14
3/1	@ LA Lakers	56	56	28	5	13	.385	1	5	.200	5	6	.833	0	2	2	1	3	4	5	0	16
3/3	@ Sacramento	57	57	23	2	5	.400	1	1	1.000	0	0	.000	1	3	4	5	5	1	2	0	5
3/5	Orlando	58	58	43	12	20	.600	5	9	.556	1	4	.250	0	6	6	12	4	2	4	1	30
3/7	@ Memphis	59	59	42	12	21	.571	2	4	.500	2	3	.667	1	5	6	9	3	6	6	1	28
3/8	@ Philadelphia	60	60	25	4	11	.364	1	3	.333	1	2	.500	1	2	3	7	6	2	1	0	10
3/10	@ Detroit	61	61	40	5	12	.417	1	2	.500	4	4	1.000	2	2	4	4	3	0	2	0	15
3/12	Golden State	62	62	34	6	16	.375	0	4	.000	3	4	.750	0	3	3	8	2	2	2	1	15
3/15	@ Minnesota	63	63	37	4	11	.364	0	4	.000	3	4	.750	1	9	10	10	0	1	3	0	11
3/17	Atlanta	64	64	34	3	9	.333	1	4	.250	3	4	.750	2	3	5	4	0	2	2	0	10
3/20	@ Charlotte	65	65	31	1	9	.111	0	1	.000	2	2	1.000	2	0	2	8	2	1	4	0	4
3/22	@ Miami	66	66	33	2	4	.500	0	2	.000	1	1	1.000	0	2	2	7	2	0	4	1	5
3/24	Charlotte	67	67	26	4	11	.364	1	3	.333	0	0	.000	3	2	5	6	6	4	3	0	9
3/26	Detroit	68	68	25	2	7	.286	1	4	.250	0	0	.000	2	1	3	6	2	0	6	0	5
3/29	@ Orlando	69	69	34	4	10	.400	2	5	.400	2	2	1.000	0	4	4	4	6	4	8	0	12
3/31	Miami	70	70	16	1	3	.333	1	3	.333	0	0	.000	1	0	1	2	0	1	1	0	3
4/2	Boston	71	71	39	5	12	.417	1	3	.333	0	2	.000	0	4	4	6	4	0	3	0	11
4/4	@ Atlanta	72	72	21	1	7	.143	0	4	.000	0	0	.000	0	3	3	4	1	3	2	0	2
4/5	Phoenix	73	73	23	2	4	.500	1	1	1.000	0	0	.000	0	3	3	6	1	1	1	0	5
4/7	@ Toronto	74	74	24	0	2	.000	0	0	.000	0	0</										