

OPPONENTS/NBA/NBDL



ATLANTA HAWKS

Centennial Tower • 101 Marietta Street, Suite 1900 • Atlanta, GA 30303

Phone: (404) 878-3800 — FAX: (404) 827-4229

Home Court (Capacity): Philips Arena (18,729) - opened 1999

www.hawks.com



2008-09 SERIES SCHEDULE

| Date | Site | Time (PST) |
|------|---------------|------------|
| 2/18 | ARCO Arena | 7:00 p.m. |
| 3/17 | Philips Arena | 4:00 p.m. |

2007-08 VS. HAWKS (1-1)

| Date | Site | W/L | Score |
|------|---------------|-----|---------|
| 2/20 | ARCO Arena | W | 119-107 |
| 2/27 | Philips Arena | L | 117-123 |

ALL-TIME SERIES (59 years)

| | Overall | Home | Road |
|----------|---------|-------|------|
| Sac-Era | 17-27 | 12-10 | 5-17 |
| All-Time | 152-143 | | |

CURRENT STREAKS

| | Overall | Home | Road |
|-------|---------|------|------|
| Kings | L1 | W8 | L2 |

DIRECTORY

Owners.....Bruce Levenson, Michael Gearon, Steven Belkin,
 Ed Peskowitz, Rutherford Seydel, Todd Foreman, Felix Riccio,
 General Manager.....Rick Sund
 Assistant General Managers.....David Pendergraft, Scott Wilkinson
 Head Coach.....Mike Woodson
 Assistant Coaches.....Larry Drew, Bob Bender, Jim Todd, Tyrone Hill
 Head Athletic Trainer.....Wally Blase
 Vice President of Public Relations.....Arthur Triche
 Director of Media Relations.....Jon Steinberg
 Manager of Media Relations.....Jason Rose
 Radio.....WQXI (Sports Radio 790 The Zone), Steve Holman
 TV.....FSN South/Turner South (cable), Bob Rathburn
 Colors.....Red, White, Blue

BACKGROUND

Founded:.....1949-50, Tri-Cities Blackhawks; 1951-52, Milwaukee Hawks;
 1955-56, St. Louis Hawks; 1968-69, Atlanta Hawks
 NBA Titles Won:.....1, 1957-58
 All-Time NBA Record:.....2276-2390 (.488)
 2007-08 Record:.....37-45 (3rd in Southeast)
 2007-08 Playoff Results:.....Lost 3-4 to Boston in First Round

SERIES FACTS

Last Home Win:.....2/20/08 (119-107)
 Last Road Win:.....3/3/06 (102-93)
 Last Home Loss:.....2/23/00 (94-100)
 Last Road Loss:.....2/27/08 (117-123)
 Biggest Win:.....32 (99-67) vs. Milw. 2/26/52
 Biggest Loss:.....39 (88-127) @ St. L. 2/1/58

2007-2008 SEASON SERIES (1-1) SACRAMENTO KINGS VS. ATLANTA

| PLAYER | G-GS | MIN | FG-FGA | PCT | 3FG-A | PCT | FT-FTA | PCT | OFF | DEF | TOT | AST | PF-DQ | STL | TO | BLK | PTS | AVG |
|-------------------|------|-----|--------|------|-------|-------|--------|-------|-----|-----|-----|-----|-------|-----|----|-----|-----|-------|
| Artest | 2-2 | 77 | 17-26 | .654 | 2-3 | .667 | 16-25 | .640 | 6 | 8 | 14 | 7 | 3-0 | 4 | 5 | 1 | 52 | 26.0 |
| Udrih | 2-2 | 74 | 18-34 | .529 | 1-5 | .200 | 6-7 | .857 | 2 | 5 | 7 | 18 | 6-0 | 2 | 1 | 0 | 43 | 21.5 |
| Miller | 2-2 | 73 | 13-28 | .464 | 3-5 | .600 | 8-10 | .800 | 10 | 16 | 26 | 10 | 7-0 | 2 | 6 | 2 | 37 | 18.5 |
| Martin | 2-2 | 56 | 10-27 | .370 | 3-10 | .300 | 9-11 | .818 | 1 | 3 | 4 | 4 | 3-4 | 4 | 3 | 1 | 32 | 16.0 |
| Garcia | 2-0 | 51 | 10-21 | .476 | 6-13 | .462 | 2-4 | .500 | 3 | 2 | 5 | 1 | 1-0 | 4 | 2 | 2 | 28 | 14.0 |
| Moore | 2-2 | 54 | 5-7 | .714 | 0-0 | --- | 7-9 | .778 | 4 | 4 | 8 | 0 | 8-0 | 1 | 2 | 0 | 17 | 8.5 |
| Salmons | 2-0 | 36 | 4-9 | .444 | 1-1 | 1.000 | 2-2 | 1.000 | 0 | 1 | 1 | 2 | 5-0 | 0 | 0 | 0 | 11 | 5.5 |
| S. Williams (TOT) | 2-0 | 12 | 3-5 | .600 | 0-0 | --- | 2-3 | .667 | 1 | 1 | 2 | 0 | 2-0 | 0 | 0 | 1 | 8 | 4.0 |
| S. Williams (SAC) | 2-0 | 12 | 3-5 | .600 | 0-0 | --- | 2-3 | .667 | 1 | 1 | 2 | 0 | 2-0 | 0 | 0 | 1 | 8 | 4.0 |
| Hawes | 2-0 | 22 | 3-9 | .333 | 0-0 | --- | 0-0 | --- | 4 | 7 | 11 | 1 | 2-0 | 0 | 4 | 1 | 6 | 3.0 |
| Johnson (TOT) | 2-0 | 23 | 1-8 | .125 | 0-2 | .000 | 0-0 | --- | 0 | 2 | 2 | 5 | 1-0 | 0 | 1 | 0 | 2 | 1.0 |
| Johnson (SAC) | 2-0 | 23 | 1-8 | .125 | 0-2 | .000 | 0-0 | --- | 0 | 2 | 2 | 5 | 1-0 | 0 | 1 | 0 | 2 | 1.0 |
| Douby | 2-0 | 1 | 0-1 | .000 | 0-0 | --- | 0-0 | --- | 0 | 0 | 0 | 0 | 2-0 | 0 | 0 | 0 | 0 | 0.0 |
| KINGS | 2 | 480 | 84-175 | .480 | 16-39 | .410 | 52-71 | .732 | 31 | 49 | 80 | 48 | 48-1 | 17 | 26 | 8 | 236 | 118.0 |
| HAWKS | 2 | 480 | 77-158 | .487 | 17-35 | .486 | 59-73 | .808 | 25 | 57 | 82 | 45 | 51-1 | 13 | 33 | 14 | 230 | 115.0 |

2007-2008 SEASON SERIES (1-1) ATLANTA HAWKS VS. SACRAMENTO

| PLAYER | G-GS | MIN | FG-FGA | PCT | 3FG-A | PCT | FT-FTA | PCT | OFF | DEF | TOT | AST | PF-DQ | STL | TO | BLK | PTS | AVG |
|------------------|------|-----|--------|-------|-------|-------|--------|-------|-----|-----|-----|-----|-------|-----|----|-----|-----|-------|
| Childress | 2-0 | 67 | 11-18 | .611 | 2-4 | .500 | 19-21 | .905 | 4 | 4 | 8 | 3 | 2-0 | 1 | 3 | 2 | 43 | 21.5 |
| J. Johnson | 2-2 | 73 | 15-29 | .517 | 6-12 | .500 | 6-7 | .857 | 0 | 6 | 6 | 10 | 8-0 | 1 | 7 | 0 | 42 | 21.0 |
| Bibby (TOT) | 2-2 | 68 | 13-23 | .565 | 6-10 | .600 | 9-12 | .750 | 0 | 6 | 6 | 15 | 6-0 | 1 | 3 | 1 | 41 | 20.5 |
| Bibby (ATL) | 2-2 | 68 | 13-23 | .565 | 6-10 | .600 | 9-12 | .750 | 0 | 6 | 6 | 15 | 6-0 | 1 | 3 | 1 | 41 | 20.5 |
| Horford | 2-2 | 84 | 11-19 | .579 | 0-1 | .000 | 6-6 | 1.000 | 8 | 18 | 26 | 7 | 11-1 | 2 | 3 | 3 | 28 | 14.0 |
| M. Williams | 1-1 | 29 | 5-8 | .625 | 0-0 | --- | 3-4 | .750 | 2 | 4 | 6 | 2 | 2-0 | 1 | 2 | 1 | 13 | 13.0 |
| Smith | 2-2 | 59 | 9-26 | .346 | 1-2 | .500 | 6-10 | .600 | 4 | 12 | 16 | 5 | 9-0 | 3 | 7 | 5 | 25 | 12.5 |
| Law | 1-0 | 17 | 2-6 | .333 | 1-1 | 1.000 | 2-2 | 1.000 | 0 | 2 | 2 | 0 | 0-0 | 0 | 1 | 0 | 7 | 7.0 |
| Richardson (TOT) | 2-0 | 14 | 5-8 | .625 | 1-3 | .333 | 0-0 | --- | 0 | 0 | 0 | 0 | 2-0 | 1 | 1 | 0 | 11 | 5.5 |
| Richardson (ATL) | 2-0 | 14 | 5-8 | .625 | 1-3 | .333 | 0-0 | --- | 0 | 0 | 0 | 0 | 2-0 | 1 | 1 | 0 | 11 | 5.5 |
| Pachulia | 2-0 | 32 | 1-7 | .143 | 0-0 | --- | 7-10 | .700 | 3 | 4 | 7 | 1 | 4-0 | 2 | 3 | 1 | 9 | 4.5 |
| West | 2-1 | 19 | 4-8 | .500 | 0-0 | --- | 1-1 | 1.000 | 4 | 1 | 5 | 0 | 4-0 | 1 | 2 | 0 | 9 | 4.5 |
| Jones | 1-0 | 6 | 1-1 | 1.000 | 0-0 | --- | 0-0 | --- | 0 | 0 | 0 | 0 | 1-0 | 0 | 1 | 2 | 2.0 | |
| Stoudamire | 2-0 | 12 | 0-5 | .000 | 0-2 | .000 | 0-0 | --- | 0 | 0 | 0 | 2 | 2-0 | 0 | 1 | 0 | 0 | 0.0 |
| HAWKS | 2 | 480 | 77-158 | .487 | 17-35 | .486 | 59-73 | .808 | 25 | 57 | 82 | 45 | 51-1 | 13 | 33 | 14 | 230 | 115.0 |
| KINGS | 2 | 480 | 84-175 | .480 | 16-39 | .410 | 52-71 | .732 | 31 | 49 | 80 | 48 | 48-1 | 17 | 26 | 8 | 236 | 118.0 |

ATLANTA HAWKS

| DATE | W/L | H/A | SCORE | +/- |
|----------|-----|-----|---------|-----|
| 1/14/86 | L | A | 104-115 | -11 |
| 2/13/86 | L | H | 114-123 | -9 |
| 11/30/86 | L | H | 109-113 | -4 |
| 12/12/86 | L | A | 120-130 | -10 |
| 12/13/87 | L | H | 100-106 | -6 |
| 2/16/87 | W | A | 118-115 | +3 |
| 12/6/88 | L | A | 113-123 | -10 |
| 3/16/89 | L | H | 103-119 | -16 |
| 12/19/89 | L | A | 112-115 | -3 |
| 1/16/90 | W | H | 108-91 | +17 |
| 11/6/90 | L | H | 85-102 | -17 |
| 2/25/91 | L | A | 88-96 | -8 |
| 11/14/91 | W | H | 98-96 | +2 |
| 11/20/91 | L | A | 104-116 | -12 |
| 1/25/93 | L | A | 106-117 | -11 |
| 2/11/93 | W | H | 116-105 | +11 |
| 11/16/93 | L | A | 95-118 | -23 |
| 3/31/94 | L | H | 102-106 | -4 |
| 11/12/94 | W | H | 105-97 | +8 |
| 2/27/95 | L | A | 99-118 | -19 |
| 11/19/95 | L | H | 94-108 | -14 |
| 1/9/96 | L | A | 88-104 | -16 |
| 11/7/96 | L | H | 87-91 | -4 |
| 3/29/97 | L | A | 74-88 | -14 |
| 11/14/97 | L | A | 103-104 | -1 |
| 12/14/97 | L | H | 89-93 | -4 |
| 12/2/99 | L | A | 100-110 | -10 |
| 2/23/00 | L | H | 94-100 | -6 |
| 12/12/00 | L | A | 99-107 | -8 |
| 2/20/01 | W | H | 94-80 | +14 |
| 2/19/02 | W | H | 99-79 | +20 |
| 3/31/02 | W | A | 92-91 | +1 |
| 11/10/02 | W | H | 105-97 | +8 |
| 1/24/03 | L | A | 104-115 | -11 |
| 12/19/03 | W | A | 98-86 | +12 |
| 1/6/04 | W | H | 105-89 | +16 |
| 1/7/05 | W | A | 100-97 | +3 |
| 2/22/05 | W | H | 114-104 | +10 |
| 2/12/06 | W | H | 109-84 | +25 |
| 3/3/06 | W | A | 102-93 | +9 |
| 12/10/06 | W | H | 117-92 | +25 |
| 3/19/07 | L | A | 76-99 | -23 |
| 2/20/08 | W | H | 119-107 | +12 |
| 2/27/08 | L | A | 117-123 | -6 |

| ATLANTA | | | | | | | | | | | | | |
|----------------|----------------|--------------|-------------|----------------|-------|-----|-----|-----|--|-------|-----|-----|-----|
| OVR | HM | RD | NTL | | OVR | HM | RD | NTL | | OVR | HM | RD | NTL |
| 49-68 | 99-90 | (W-L) | (H-A) | (W-L) | 92-93 | 1-1 | 1-0 | 0-1 | | 93-94 | 0-2 | 0-1 | 0-1 |
| 68-69 | 2-4 | 1-1 | 1-2 | 0-1 | 94-95 | 1-1 | 1-0 | 0-1 | | 95-96 | 0-2 | 0-1 | 0-1 |
| 69-70 | 3-3 | 1-0 | 1-1 | 1-2 | 96-97 | 0-2 | 0-1 | 0-1 | | 97-98 | 0-2 | 0-1 | 0-1 |
| 70-71 | 4-2 | 3-0 | 1-2 | | 98-99 | 0-0 | 0-0 | 0-0 | | 99-00 | 0-2 | 0-1 | 0-1 |
| 71-72 | 3-3 | 2-1 | 1-2 | | 00-01 | 1-1 | 1-0 | 0-1 | | 01-02 | 2-0 | 1-0 | 1-0 |
| 72-73 | 2-2 | 2-0 | 0-2 | | 02-03 | 1-1 | 1-0 | 0-1 | | 03-04 | 2-0 | 1-0 | 1-0 |
| 73-74 | 3-1 | 1-1 | 2-0 | | 04-05 | 2-0 | 1-0 | 1-0 | | 05-06 | 2-0 | 1-0 | 1-0 |
| 74-75 | 2-2 | 1-1 | 1-1 | | 06-07 | 1-1 | 1-0 | 0-1 | | 07-08 | 1-1 | 1-0 | 0-1 |
| 75-76 | 2-2 | 2-0 | 0-2 | | | | | | | | | | |
| 76-77 | 2-1 | 0-1 | 2-0 | | | | | | | | | | |
| 77-78 | 1-2 | 1-1 | 0-1 | | | | | | | | | | |
| 78-79 | 2-2 | 2-0 | 0-2 | | | | | | | | | | |
| 79-80 | 2-0 | 1-0 | 1-0 | | | | | | | | | | |
| 80-81 | 1-1 | 1-0 | 0-1 | | | | | | | | | | |
| 81-82 | 1-1 | 1-0 | 0-1 | | | | | | | | | | |
| 82-83 | 2-0 | 1-0 | 1-0 | | | | | | | | | | |
| 83-84 | 2-0 | 1-0 | 1-0 | | | | | | | | | | |
| 84-85 | 2-0 | 1-0 | 1-0 | | | | | | | | | | |
| 85-86 | 0-2 | 0-1 | 0-1 | | | | | | | | | | |
| 86-87 | 0-2 | 0-1 | 0-1 | | | | | | | | | | |
| 87-88 | 1-1 | 0-1 | 1-0 | | | | | | | | | | |
| 88-89 | 0-2 | 0-1 | 0-1 | | | | | | | | | | |
| 89-90 | 1-1 | 1-0 | 0-1 | | | | | | | | | | |
| 90-91 | 0-2 | 0-1 | 0-1 | | | | | | | | | | |
| 91-92 | 1-1 | 1-0 | 0-1 | | | | | | | | | | |
| TOTALS | OVERALL | HOME | ROAD | NEUTRAL | | | | | | | | | |
| SAC-ERA | 17-27 | 12-10 | 6-16 | | | | | | | | | | |
| 59 YRS | 152-143 | | | | | | | | | | | | |



DOMINIQUE WILKINS

BOSTON CELTICS

226 Causeway Street, 4th Floor • Boston, MA 02114

Phone: (617) 854-8000 — FAX: (617) 523-5949

Home Court (Capacity): TD Banknorth Garden (18,624) - opened 1995

www.celtics.com



2008-09 SERIES SCHEDULE

| Date | Site | Time (PST) |
|-------|---------------------|------------|
| 12/28 | ARCO Arena | 6:00 p.m. |
| 1/28 | TD BankNorth Garden | 4:30 p.m. |

2007-08 VS. CELTICS (0-2)

| Date | Site | W/L | Score |
|-------|---------------------|-----|-------|
| 12/12 | TD BankNorth Garden | L | 78-90 |
| 12/26 | ARCO Arena | L | 69-89 |

ALL-TIME SERIES (60 years)

| | Overall | Home | Road |
|----------|---------|------|------|
| Sac-Era | 21-24 | 15-8 | 6-16 |
| All-Time | 111-169 | | |

CURRENT STREAKS

| | Overall | Home | Road |
|-------|---------|------|------|
| Kings | L2 | L1 | L1 |

DIRECTORY

Managing Partner, Governor & Chief Executive Officer ... Wyc Grousbeck
 President Rich Gotham
 Executive Director, Basketball Ops./General Manager Danny Ainge
 Chief Operating Officer Rich Gotham
 Head Coach Glenn "Doc" Rivers
 Assistant Coaches Tom Thibodeau, Armond Hill, Kevin Eastman, Clifford Ray, Mike Longabardi
 Athletic Trainer Ed Lacerte
 Strength and Conditioning Coach Brian D. Doo
 Vice President Media Relations/Alumni Affairs Jeff Twiss
 Director of Public Relations Heather Walker
 Media Relations Coordinator Brian Olive
 Radio WEEI-AM (850 AM), Sean Grande, Cedric Maxwell
 TV Comcast SportsNet (cable), Mike Gorman, Tom Heinsohn
 Donny Marshall, Bob Cousy, Greg Dickerson
 Colors Green, Gold, Black, Brown, Beige, White

BACKGROUND

Founded: 1946-47, Boston Celtics
 NBA Titles Won: 16, last in 1985-86
 All-Time NBA Record: 2860-1979 (.591)
 2007-08 Record: 66-16 (1st in Atlantic)
 2007-08 Playoff Results: Won 4-3 over Atlanta in First Round,
 Won 4-3 over Cleveland in Eastern Conference Semifinals,
 Won 4-2 over Detroit in Eastern Conference Finals,
 Won 4-2 over LA Lakers in NBA Finals

SERIES FACTS

Last Home Win: 2/20/07 (104-101)
 Last Road Win: 1/19/07 (96-91)
 Last Home Loss: 12/26/07 (69-89)
 Last Road Loss: 12/12/07 (78-90)
 Biggest Win: 32 (95-63) vs. Boston, 1/13/48
 Biggest Loss: 36 (86-122) @ Boston, 1/15/88

2007-2008 SEASON SERIES (0-2) SACRAMENTO KINGS VS. BOSTON

| PLAYER | G-GS | MIN | FG-FGA | PCT | 3FG-A | PCT | FT-FTA | PCT | OFF | DEF | TOT | AST | PF-DQ | STL | TO | BLK | PTS | AVG |
|-------------------|------|-----|--------|-------|-------|------|--------|-------|-----|-----|-----|-----|-------|-----|----|-----|-----|------|
| Artest | 2-2 | 82 | 11-34 | .324 | 0-10 | .000 | 9-11 | .818 | 2 | 7 | 9 | 5 | 7-0 | 3 | 6 | 2 | 31 | 15.5 |
| Salmons | 2-2 | 79 | 9-19 | .474 | 2-3 | .667 | 3-5 | .600 | 1 | 6 | 7 | 4 | 5-0 | 4 | 6 | 4 | 23 | 11.5 |
| Garcia | 2-0 | 47 | 7-16 | .438 | 3-6 | .500 | 5-7 | .714 | 4 | 2 | 6 | 3 | 5-0 | 1 | 4 | 1 | 22 | 11.0 |
| Udrih | 2-2 | 75 | 9-22 | .409 | 2-5 | .400 | 2-2 | 1.000 | 1 | 8 | 9 | 8 | 4-0 | 1 | 6 | 0 | 22 | 11.0 |
| Miller | 2-2 | 69 | 9-23 | .391 | 0-4 | .000 | 3-3 | 1.000 | 5 | 13 | 18 | 3 | 7-0 | 2 | 8 | 0 | 21 | 10.5 |
| Moore | 2-2 | 43 | 7-9 | .778 | 0-0 | --- | 0-0 | --- | 4 | 9 | 13 | 0 | 8-0 | 0 | 3 | 0 | 14 | 7.0 |
| Douby | 2-0 | 24 | 2-8 | .250 | 0-0 | .000 | 1-1 | 1.000 | 0 | 1 | 1 | 2 | 2-0 | 2 | 1 | 0 | 5 | 2.5 |
| Hawes | 2-0 | 17 | 1-1 | 1.000 | 0-0 | --- | 2-2 | 1.000 | 0 | 2 | 2 | 0 | 1-0 | 0 | 1 | 0 | 4 | 2.0 |
| Thomas | 2-0 | 34 | 2-4 | .500 | 0-0 | --- | 0-0 | --- | 1 | 4 | 5 | 1 | 4-0 | 2 | 4 | 0 | 4 | 2.0 |
| Jones | 1-0 | 9 | 0-2 | .000 | 0-0 | --- | 1-2 | .500 | 0 | 1 | 1 | 0 | 2-0 | 1 | 1 | 1 | 1 | 1.0 |
| S. Williams (TOT) | 1-0 | 9 | 0-0 | --- | 0-0 | --- | 1-2 | .500 | 0 | 2 | 2 | 0 | 2-0 | 1 | 0 | 1 | 0 | 1.0 |
| KINGS | 2 | 480 | 57-138 | .413 | 7-33 | .212 | 26-33 | .788 | 18 | 53 | 71 | 26 | 45-0 | 16 | 43 | 7 | 147 | 73.5 |
| CELTICS | 2 | 480 | 58-145 | .400 | 17-44 | .386 | 46-54 | .852 | 27 | 51 | 78 | 35 | 38-0 | 21 | 26 | 7 | 179 | 89.5 |

2007-2008 SEASON SERIES (2-0) BOSTON CELTICS VS. SACRAMENTO

| PLAYER | G-GS | MIN | FG-FGA | PCT | 3FG-A | PCT | FT-FTA | PCT | OFF | DEF | TOT | AST | PF-DQ | STL | TO | BLK | PTS | AVG |
|---------------|------|-----|--------|-------|-------|------|--------|-------|-----|-----|-----|-----|-------|-----|----|-----|-----|------|
| Pierce | 2-2 | 86 | 11-27 | .407 | 4-10 | .400 | 16-17 | .941 | 0 | 10 | 10 | 10 | 2-0 | 2 | 6 | 2 | 42 | 21.0 |
| R. Allen | 2-2 | 72 | 11-29 | .379 | 5-12 | .417 | 5-5 | 1.000 | 1 | 4 | 5 | 5 | 3-0 | 4 | 3 | 0 | 32 | 16.0 |
| Davies | 1-1 | 27 | 3-6 | .500 | 0-0 | --- | 10-10 | 1.000 | 5 | 4 | 9 | 0 | 2-0 | 0 | 1 | 1 | 16 | 16.0 |
| Garnett | 2-2 | 72 | 12-23 | .522 | 0-0 | --- | 4-4 | 1.000 | 7 | 9 | 16 | 3 | 6-0 | 4 | 4 | 1 | 25 | 12.5 |
| Cassell (TOT) | 1-1 | 28 | 4-10 | .400 | 0-0 | --- | 4-4 | 1.000 | 0 | 2 | 2 | 7 | 2-0 | 0 | 1 | 0 | 12 | 12.0 |
| Possy | 2-0 | 49 | 6-13 | .462 | 3-7 | .429 | 4-4 | 1.000 | 2 | 6 | 8 | 2 | 7-0 | 1 | 2 | 0 | 19 | 9.5 |
| Possy | 2-0 | 43 | 6-17 | .353 | 5-12 | .417 | 0-0 | --- | 0 | 3 | 3 | 1 | 2-0 | 1 | 2 | 0 | 17 | 8.5 |
| House | 2-0 | 43 | 6-17 | .353 | 5-12 | .417 | 0-0 | --- | 0 | 3 | 3 | 1 | 2-0 | 1 | 2 | 0 | 17 | 8.5 |
| Rondo | 2-0 | 55 | 3-14 | .214 | 0-1 | .000 | 7-10 | .700 | 4 | 3 | 7 | 8 | 6-0 | 6 | 0 | 0 | 13 | 6.5 |
| T. Allen | 2-0 | 24 | 3-8 | .375 | 0-0 | --- | 0-0 | --- | 0 | 1 | 1 | 2 | 4-0 | 4 | 2 | 6 | 3 | 3.0 |
| Perkins | 1-1 | 19 | 1-2 | .500 | 0-0 | --- | 1-2 | .500 | 3 | 5 | 8 | 2 | 3-0 | 1 | 2 | 2 | 3 | 3.0 |
| Pollard | 1-0 | 11 | 1-2 | .500 | 0-0 | --- | 0-0 | --- | 3 | 2 | 5 | 1 | 2-0 | 0 | 0 | 0 | 2 | 2.0 |
| Powe | 1-0 | 6 | 1-1 | 1.000 | 0-0 | --- | 0-0 | --- | 1 | 2 | 3 | 0 | 0-0 | 1 | 1 | 0 | 2 | 2.0 |
| Scalabrino | 2-0 | 17 | 0-3 | .000 | 0-2 | .000 | 2-2 | 1.000 | 1 | 2 | 3 | 1 | 1-0 | 1 | 0 | 0 | 2 | 1.0 |
| CELTICS | 2 | 480 | 58-145 | .400 | 17-44 | .386 | 46-54 | .852 | 27 | 51 | 78 | 35 | 38-0 | 21 | 26 | 7 | 179 | 89.5 |
| KINGS | 2 | 480 | 57-138 | .413 | 7-33 | .212 | 26-33 | .788 | 18 | 53 | 71 | 26 | 45-0 | 16 | 43 | 8 | 147 | 73.5 |

BOSTON CELTICS

| DATE | W/L | H/A | SCORE | +/- |
|----------|-----|-----|----------|-----|
| 12/11/85 | L | A | 101-118 | -17 |
| 2/11/86 | W | H | 105-100 | +5 |
| 12/29/86 | L | H | 102-119 | -17 |
| 1/9/87 | L | A | 99-109 | -10 |
| 12/27/87 | L | H | 102-114 | -12 |
| 1/15/88 | L | A | 86-122 | -36 |
| 1/27/89 | L | A | 116-128 | -12 |
| 2/22/89 | L | H | 91-99 | -8 |
| 12/27/89 | L | H | 112-115* | -3 |
| 2/4/90 | L | A | 89-121 | -32 |
| 11/23/90 | L | A | 105-115 | -10 |
| 3/12/91 | L | H | 95-110 | -15 |
| 11/12/91 | L | H | 103-126 | -23 |
| 1/6/92 | L | A | 108-110 | -2 |
| 12/27/92 | W | H | 118-102 | +16 |
| 3/29/93 | L | A | 89-110 | -21 |
| 12/8/93 | L | A | 115-129 | -14 |
| 2/22/94 | W | H | 95-93 | +2 |
| 1/15/95 | L | A | 97-87 | -1 |
| 2/14/95 | W | H | 108-101 | +7 |
| 1/10/96 | L | A | 104-113 | -9 |
| 2/16/96 | L | H | 102-130 | -28 |
| 12/28/96 | W | H | 126-96 | +30 |
| 2/26/97 | W | A | 111-105 | +6 |
| 2/17/98 | W | H | 102-99 | +3 |
| 2/25/98 | L | A | 94-111 | -17 |
| 2/16/99 | W | H | 101-98 | +3 |
| 12/28/99 | W | H | 114-101 | +13 |
| 1/7/00 | L | A | 93-101 | -8 |
| 12/15/00 | W | A | 104-81 | +23 |
| 1/17/01 | W | H | 111-106 | +5 |
| 12/30/01 | W | H | 109-94 | +15 |
| 2/6/02 | W | A | 102-85 | +17 |
| 2/20/03 | W | H | 105-83 | +22 |
| 4/4/03 | W | A | 93-92 | +1 |
| 11/9/03 | L | A | 82-91 | -9 |
| 2/17/04 | W | H | 127-111 | +16 |
| 12/5/04 | W | H | 119-105 | +14 |
| 2/13/05 | W | A | 104-100 | +4 |
| 12/30/05 | W | H | 116-112 | +4 |
| 1/27/06 | L | A | 74-84 | -10 |
| 1/19/06 | W | A | 96-91 | +5 |
| 2/20/07 | W | H | 104-101 | +3 |
| 12/12/07 | L | A | 78-90 | -12 |
| 12/26/07 | L | H | 69-89 | -20 |

BOSTON

| OVR | HM | RD | NTL | 96-97 | OVR | HM | RD | NTL |
|-------------|-----|-----|----------------|-------|-----|-----|-----|-----|
| 48-7275-120 | | | (Roch/Cin Era) | 96-97 | 2-0 | 1-0 | 1-0 | |
| 72-73 | 1-3 | 0-2 | 1-1 | 97-98 | 1-1 | 1-0 | 0-1 | |
| 73-74 | 1-3 | 1-1 | 0-2 | 98-99 | 1-0 | 1-0 | 0-0 | |
| 74-75 | 2-2 | 1-1 | 1-1 | 99-00 | 1-1 | 1-0 | 0-1 | |
| 75-76 | 2-2 | 2-0 | 0-2 | 00-01 | 2-0 | 1-0 | 1-0 | |
| 76-77 | 1-3 | 1-1 | 0-2 | 01-02 | 2-0 | 1-0 | 1-0 | |
| 77-78 | 2-2 | 2-0 | 0-2 | 02-03 | 2-0 | 1-0 | 1-0 | |
| 78-79 | 3-1 | 1-1 | 2-0 | 03-04 | 1-1 | 1-0 | 0-1 | |
| 79-80 | 1-1 | 1-0 | 0-1 | 04-05 | 2-0 | 1-0 | 1-0 | |
| 80-81 | 1-1 | 1-0 | 0-1 | 05-06 | 1-1 | 1-0 | 0-1 | |
| 81-82 | 0-2 | 0-1 | 0-1 | 06-07 | 2-0 | 1-0 | 1-0 | |
| 82-83 | 1-1 | 1-0 | 0-1 | 07-08 | 0-2 | 0-1 | 0-1 | |
| 83-84 | 0-2 | 0-1 | 0-1 | | | | | |
| 84-85 | 0-2 | 0-1 | 0-1 | | | | | |
| 85-86 | 1-1 | 1-0 | 0-1 | | | | | |
| 86-87 | 0-2 | 0-1 | 0-1 | | | | | |
| 87-88 | 0-2 | 0-1 | 0-1 | | | | | |
| 88-89 | 0-2 | 0-1 | 0-1 | | | | | |
| 89-90 | 0-2 | 0-1 | 0-1 | | | | | |
| 90-91 | 0-2 | 0-1 | 0-1 | | | | | |
| 91-92 | 0-2 | 0-1 | 0-1 | | | | | |
| 92-93 | 1-1 | 1-0 | 0-1 | | | | | |
| 93-94 | 1-1 | 1-0 | 0-1 | | | | | |
| 94-95 | 1-1 | 1-0 | 0-1 | | | | | |
| 95-96 | 0-2 | 0-1 | 0-1 | | | | | |

| TOTALS | OVERALL | HOME | ROAD | NEUTRAL |
|---------|---------|------|------|---------|
| SAC-ERA | 21-24 | 15-8 | 6-16 | |
| 60 YRS | 111-169 | | | |



LARRY BIRD

CHARLOTTE BOBCATS

333 E. Trade Street • Charlotte, NC 28202
Phone: (704) 688-8600 — FAX: (704) 688-7600

Home Court (Capacity): Time Warner Cable Arena (19,077) - opened 2005

www.BobcatsBasketball.com



2008-09 SERIES SCHEDULE

| Date | Site | Time (PST) |
|------|---------------|------------|
| 2/25 | ARCO Arena | 7:00 p.m. |
| 3/18 | Bobcats Arena | 4:00 p.m. |

2007-08 VS. BOBCATS (2-0)

| Date | Site | W/L | Score |
|------|--------------------|-----|----------|
| 1/30 | ARCO Arena | W | 105-91 |
| 2/22 | Charlotte Coliseum | W | 116-115* |

* overtime

ALL-TIME SERIES (4 years)

| | Overall | Home | Road |
|----------|---------|------|------|
| Sac-Era | 5-3 | 4-0 | 1-3 |
| All-Time | 5-3 | 4-0 | 1-3 |

CURRENT STREAKS

| | Overall | Home | Road |
|-------|---------|------|------|
| Kings | W2 | W4 | W1 |

DIRECTORY

| | |
|--|---|
| Majority Owner | Bob Johnson |
| Managing Member of Basketball Operations | Michael Jordan |
| President & Chief Operating Officer | Fred Whitfield |
| General Manager | Rod Higgins |
| Director, Player Personnel | Buzz Peterson |
| Head Coach | Larry Brown |
| Assistant Coaches | Herb Brown, Jeff Capel, Phil Ford, Dave Hanners |
| Head Athletic Trainer | Steve Stricker |
| Strength & Conditioning Coach | LaSalle Thompson |
| Director, Scouting | Scott Howard |
| Director, Basketball Communications | B.J. Evans |
| Manager, Basketball Communications | Josh Rosen |
| Coordinator, Basketball Communications | Gerald Littlejohn |
| Radio | WOLS (106.1 FM), Scott Lauer, Muggsy Bogues |
| TV | WMYT MyTV 12 (Ch. 12), FSN South/SportSouth, |
| Colors | Steve Martin, Henry Williams, Stephanie Ready |
| | Bobcats Orange, Bobcats Blue, Black, Silver |

BACKGROUND

| | |
|--------------------------|---|
| Founded: | 2004-05 expansion team, Charlotte Bobcats |
| NBA Titles Won: | None |
| All-Time NBA Record: | 109-219 (.332) |
| 2007-08 Record: | 32-50 (4th in Southeast) |
| 2007-08 Playoff Results: | Did not qualify |

SERIES FACTS

| | |
|-----------------|--------------------------------|
| Last Home Win: | 1/30/08 (105-91) |
| Last Road Win: | 2/22/08 (116-115 OT) |
| Last Home Loss: | None |
| Last Road Loss: | 3/14/07 (108-111) |
| Biggest Win: | 18 (110-92) vs. Cha., 11/29/05 |
| Biggest Loss: | 7 (87-94) @ Cha., 3/1/05 |

2007-2008 SEASON SERIES (2-0) SACRAMENTO KINGS VS. CHARLOTTE

| PLAYER | G-GS | MIN | FG-FGA | PCT | 3FG-A | PCT | FT-FTA | PCT | OFF | DEF | TOT | AST | PF-DQ | STL | TO BLK | PTS | AVG | |
|-------------------|------|-----|--------|------|-------|------|--------|-------|-----|-----|-----|-----|-------|-----|--------|-----|-----|-------|
| Miller | 2-2 | 79 | 15-29 | .517 | 1-2 | .500 | 13-17 | .765 | 8 | 27 | 35 | 10 | 6-0 | 1 | 9 | 6 | 44 | 22.0 |
| Artest | 2-2 | 85 | 16-37 | .432 | 1-3 | .333 | 8-12 | .667 | 6 | 8 | 14 | 7 | 5-0 | 6 | 3 | 2 | 41 | 20.5 |
| Martin | 2-2 | 82 | 9-27 | .333 | 3-8 | .375 | 16-21 | .762 | 3 | 4 | 7 | 6 | 6-0 | 4 | 2 | 1 | 37 | 18.5 |
| Garcia | 2-0 | 41 | 8-16 | .500 | 6-10 | .600 | 2-4 | .500 | 0 | 8 | 8 | 2 | 7-1 | 1 | 2 | 5 | 24 | 12.0 |
| Udrih | 2-1 | 55 | 8-15 | .533 | 2-3 | .667 | 3-4 | .750 | 3 | 7 | 10 | 7 | 7-1 | 1 | 6 | 1 | 21 | 10.5 |
| Bibby | 1-1 | 34 | 5-13 | .385 | 0-2 | .000 | 0-0 | --- | 0 | 3 | 3 | 7 | 0-0 | 1 | 3 | 0 | 10 | 10.0 |
| Moore | 2-2 | 49 | 6-14 | .429 | 0-0 | --- | 4-5 | .800 | 5 | 12 | 17 | 1 | 8-0 | 1 | 2 | 4 | 16 | 8.0 |
| Johnson (TOT) | 3-2 | 75 | 8-20 | .400 | 0-2 | .000 | 5-6 | .833 | 1 | 3 | 4 | 10 | 4-0 | 2 | 2 | 0 | 21 | 7.0 |
| Johnson (SAC) | 1-0 | 14 | 2-3 | .667 | 0-0 | --- | 0-0 | --- | 0 | 0 | 0 | 2 | 0-0 | 0 | 1 | 0 | 4 | 4.0 |
| Salmons | 2-0 | 34 | 5-9 | .556 | 0-1 | .000 | 0-0 | --- | 1 | 5 | 6 | 1 | 4-0 | 0 | 0 | 0 | 10 | 5.0 |
| Hawes | 2-0 | 21 | 4-8 | .500 | 0-0 | --- | 0-0 | --- | 2 | 4 | 6 | 0 | 4-0 | 0 | 4 | 2 | 8 | 4.0 |
| S. Williams (TOT) | 3-0 | 15 | 3-5 | .600 | 0-0 | --- | 2-2 | 1.000 | 1 | 3 | 4 | 0 | 3-0 | 0 | 0 | 0 | 8 | 2.7 |
| S. Williams (SAC) | 1-0 | 5 | 2-3 | .667 | 0-0 | --- | 0-0 | --- | 0 | 1 | 1 | 0 | 2-0 | 0 | 0 | 0 | 4 | 4.0 |
| Douby | 1-0 | 3 | 1-3 | .333 | 0-0 | --- | 0-0 | --- | 0 | 0 | 0 | 0 | 0-0 | 0 | 0 | 0 | 2 | 2.0 |
| Wright (TOT) | 2-0 | 25 | 1-3 | .333 | 0-0 | --- | 0-0 | --- | 0 | 5 | 5 | 0 | 3-0 | 0 | 1 | 0 | 2 | 1.0 |
| J. Williams | 1-0 | 1 | 0-0 | --- | 0-0 | --- | 0-0 | --- | 0 | 1 | 1 | 0 | 0-0 | 0 | 0 | 0 | 0 | 0.0 |
| KINGS | 2 | 505 | 81-177 | .458 | 13-29 | .448 | 46-63 | .730 | 28 | 80 | 108 | 43 | 49-1 | 15 | 33 | 21 | 221 | 110.5 |
| BOBCATS | 2 | 505 | 70-165 | .424 | 18-46 | .391 | 48-73 | .658 | 16 | 64 | 80 | 44 | 51-0 | 19 | 25 | 15 | 206 | 103.0 |

2007-2008 SEASON SERIES (0-2) CHARLOTTE BOBCATS VS. SACRAMENTO

| PLAYER | G-GS | MIN | FG-FGA | PCT | 3FG-A | PCT | FT-FTA | PCT | OFF | DEF | TOT | AST | PF-DQ | STL | TO BLK | PTS | AVG | |
|----------------|------|-----|--------|------|-------|------|--------|-------|-----|-----|-----|-----|-------|-----|--------|-----|-----|-------|
| Richardson | 2-2 | 73 | 15-36 | .417 | 6-16 | .375 | 4-8 | .500 | 1 | 8 | 9 | 2 | 7-0 | 4 | 2 | 5 | 40 | 20.0 |
| Felton | 2-2 | 79 | 11-27 | .407 | 3-7 | .429 | 8-10 | .800 | 1 | 5 | 6 | 17 | 5-0 | 7 | 2 | 1 | 33 | 16.5 |
| Wallace | 2-2 | 62 | 10-25 | .400 | 3-8 | .375 | 8-14 | .571 | 1 | 11 | 12 | 9 | 7-0 | 4 | 6 | 4 | 31 | 15.5 |
| Okafor | 2-2 | 67 | 9-20 | .450 | 0-0 | --- | 7-14 | .500 | 5 | 17 | 22 | 3 | 8-0 | 0 | 5 | 2 | 25 | 12.5 |
| Anderson | 2-0 | 42 | 6-12 | .500 | 3-5 | .600 | 5-7 | .714 | 2 | 6 | 8 | 0 | 7-0 | 2 | 1 | 0 | 20 | 10.0 |
| Boykins | 1-0 | 13 | 2-5 | .400 | 1-2 | .500 | 4-4 | 1.000 | 1 | 3 | 4 | 2 | 1-0 | 0 | 1 | 0 | 9 | 9.0 |
| McInnis | 2-2 | 65 | 6-10 | .600 | 0-0 | --- | 1-2 | .500 | 0 | 3 | 3 | 8 | 5-0 | 0 | 2 | 0 | 13 | 6.5 |
| Mohammed (TOT) | 3-0 | 45 | 5-10 | .500 | 0-0 | --- | 7-14 | .500 | 6 | 4 | 10 | 2 | 8-0 | 1 | 2 | 2 | 17 | 5.7 |
| Mohammed (CHA) | 2-0 | 33 | 3-8 | .375 | 0-0 | --- | 7-10 | .700 | 3 | 3 | 6 | 1 | 5-0 | 1 | 1 | 1 | 13 | 6.5 |
| Carroll | 2-0 | 39 | 3-13 | .231 | 2-7 | .286 | 0-0 | --- | 1 | 6 | 7 | 2 | 1-0 | 0 | 1 | 1 | 8 | 4.0 |
| Dudley | 2-0 | 12 | 3-5 | .600 | 0-1 | .000 | 0-0 | --- | 0 | 2 | 2 | 0 | 1-0 | 1 | 1 | 0 | 6 | 3.0 |
| Harrington | 2-0 | 17 | 2-3 | .667 | 0-0 | --- | 2-2 | 1.000 | 1 | 0 | 1 | 0 | 4-0 | 0 | 2 | 1 | 6 | 3.0 |
| Hollins | 1-0 | 1 | 0-1 | .000 | 0-0 | --- | 2-2 | 1.000 | 0 | 0 | 0 | 0 | 0-0 | 0 | 0 | 0 | 2 | 2.0 |
| BOBCATS | 2 | 505 | 70-165 | .424 | 18-46 | .391 | 48-73 | .658 | 16 | 64 | 80 | 44 | 51-0 | 19 | 25 | 15 | 206 | 103.0 |
| KINGS | 2 | 505 | 81-177 | .458 | 13-29 | .448 | 46-63 | .730 | 28 | 80 | 108 | 43 | 49-1 | 15 | 33 | 21 | 221 | 110.5 |

CHARLOTTE BOBCATS

| DATE | W/L | H/A | SCORE | +/- |
|----------|-----|-----|----------|-----|
| 12/7/04 | W | H | 109-92 | +17 |
| 3/1/05 | L | A | 87-94 | -7 |
| 11/29/05 | W | H | 110-92 | +18 |
| 12/19/05 | L | A | 103-106* | -3 |
| 2/28/07 | W | H | 135-120 | +15 |
| 3/14/07 | L | A | 108-111 | -3 |
| 1/30/08 | W | H | 105-91 | +14 |
| 2/22/08 | W | A | 116-115* | +1 |

CHARLOTTE

| | OVR | HM | RD | NTL |
|---------------|----------------|-------------|-------------|----------------|
| 04-05 | 1-1 | 1-0 | 0-1 | |
| 05-06 | 1-1 | 1-0 | 0-1 | |
| 06-07 | 1-1 | 1-0 | 0-1 | |
| 07-08 | 2-0 | 1-0 | 1-0 | |
| TOTALS | OVERALL | HOME | ROAD | NEUTRAL |
| SAC-ERA | 5-3 | 4-0 | 1-3 | |
| 4 YRS | 5-3 | 4-0 | 1-3 | |



GERALD WALLACE

CHICAGO BULLS

1901 West Madison Street • Chicago, IL 60612
 Phone: (312) 455-4000 — FAX: (312) 455-4189
 Home Court: United Center (21,711) - opened 1994
 www.bulls.com

CHICAGO BULLS



2008-09 SERIES SCHEDULE

| Date | Site | Time (PST) |
|------|---------------|------------|
| 1/6 | United Center | 5:30 p.m. |
| 1/30 | ARCO Arena | 7:00 p.m. |

2007-08 VS. BULLS (1-1)

| Date | Site | W/L | Score |
|------|---------------|-----|---------|
| 1/5 | United Center | L | 93-94 |
| 2/2 | ARCO Arena | W | 105-101 |

ALL-TIME SERIES (42 years)

| | Overall | Home | Road |
|----------|---------|-------|-------|
| Sac-Era | 24-20 | 13-9 | 11-11 |
| All-Time | 71-67 | 40-23 | 28-39 |

CURRENT STREAKS

| | Overall | Home | Road |
|-------|---------|------|------|
| Kings | W1 | W9 | L1 |

DIRECTORY

| | |
|---|---|
| Chairman | Jerry Reinsdorf |
| Executive Vice President, Basketball Operations | John Paxson |
| Executive Vice President, Business Operations | Steve Schanwald |
| Senior Vice President, Financial & Legal | Irwin Mandel |
| Head Coach | Vinny Del Negro |
| Assistant Coaches | Del Harris, Bernie Bickerstaff, Bob Ocjepka, Pete Myers, Mike Wilhelm |
| Assistant Coach/Player Development | David Severns |
| Head Athletic Trainer | Fred Tedeschi |
| Director of Player Personnel | Gar Forman |
| Scout | Dave Bollwinkel |
| Senior Director, Public and Media Relations | Tim Hallam |
| Senior Manager, Public and Media Relations | Sebrina Brewster |
| Manager, Public and Media Relations | Matt Yob |
| Assistant, Public and Media Relations | Shaun Hickombottom |
| Radio | WCKG (105.9 FM), Chuck Swirsky, Bill Wennington |
| TV | WGN-TV (Ch. 9), WCUI-TV (Ch. 26), Neil Funk, Stacey King, Johnny "Red" Kerr |
| Cable | Comcast SportsNet Chicago, Neil Funk, Stacey King, Johnny "Red" Kerr |
| Colors | Red, White, and Black |

BACKGROUND

| | |
|--------------------------|------------------------|
| Founded: | 1966-67, Chicago Bulls |
| NBA Titles Won: | 6, last 1997-98 |
| All-Time NBA Record: | 1736-1675 (5.09) |
| 2007-08 Record: | 33-49 (4th in Central) |
| 2007-08 Playoff Results: | Did not qualify |

SERIES FACTS

| | |
|-----------------|------------------------------|
| Last Home Win: | 2/2/08 (105-101) |
| Last Road Win: | 11/3/06 (89-88) |
| Last Home Loss: | 11/23/97 (88-103) |
| Last Road Loss: | 1/5/08 (93-94) |
| Biggest Win: | 39 (119-80) vs. Chi., 2/8/00 |
| Biggest Loss: | 47 (82-129) @ Chi., 2/22/91 |

2007-2008 SEASON SERIES (1-1) SACRAMENTO KINGS VS. CHICAGO

| PLAYER | G-MS | MIN | FG-FGA | PCT | 3FG-A | PCT | FT-FTA | PCT | OFF | DEF | TOT | AST | PF-DQ | STL | TO BLK | PTS | AVG | |
|-------------------|------|-----|--------|------|-------|------|--------|-------|-----|-----|-----|-----|-------|-----|--------|-----|------|------|
| Artest | 1-1 | 38 | 10-20 | .500 | 3-5 | .600 | 5-6 | .833 | 3 | 6 | 2 | 2-0 | 0 | 2 | 1 | 28 | 28.0 | |
| Martin | 1-1 | 35 | 8-12 | .667 | 2-3 | .667 | 8-8 | 1.000 | 1 | 3 | 4 | 1 | 2-0 | 0 | 1 | 0 | 26 | 26.0 |
| Miller | 2-2 | 78 | 13-33 | .394 | 1-2 | .500 | 17-20 | .850 | 8 | 25 | 33 | 10 | 7-0 | 4 | 5 | 3 | 44 | 22.0 |
| Jones | 1-0 | 30 | 4-5 | .800 | 0-0 | --- | 8-11 | .727 | 1 | 7 | 8 | 1 | 5-0 | 1 | 0 | 0 | 16 | 16.0 |
| Douby | 1-0 | 21 | 6-10 | .600 | 2-3 | .667 | 0-0 | --- | 0 | 2 | 2 | 0 | 2-0 | 0 | 1 | 0 | 14 | 14.0 |
| Salmons | 2-1 | 60 | 8-20 | .400 | 0-4 | .000 | 6-6 | 1.000 | 1 | 8 | 9 | 3 | 6-0 | 1 | 12 | 1 | 22 | 11.0 |
| Udrih | 2-1 | 58 | 8-26 | .308 | 2-5 | .400 | 3-3 | 1.000 | 0 | 8 | 8 | 6 | 3-0 | 3 | 3 | 0 | 21 | 10.5 |
| Johnson (TOT) | 2-2 | 48 | 5-8 | .625 | 0-0 | --- | 4-5 | .800 | 0 | 5 | 5 | 5 | 7-0 | 4 | 3 | 3 | 14 | 7.0 |
| Moore | 2-2 | 59 | 3-6 | .500 | 0-0 | --- | 5-5 | 1.000 | 3 | 2 | 5 | 0 | 12-2 | 0 | 2 | 2 | 11 | 5.5 |
| Bibby | 1-1 | 30 | 1-9 | .111 | 0-1 | .000 | 2-3 | .667 | 1 | 0 | 1 | 7 | 4-0 | 4 | 4 | 0 | 4 | 4.0 |
| Garcia | 2-1 | 51 | 3-13 | .231 | 0-3 | .000 | 2-2 | 1.000 | 1 | 6 | 7 | 1 | 8-0 | 0 | 3 | 0 | 8 | 4.0 |
| J. Williams | 1-0 | 8 | 0-1 | .000 | 0-0 | --- | 2-4 | .500 | 0 | 3 | 3 | 0 | 1-0 | 0 | 0 | 1 | 2 | 2.0 |
| Hawes | 2-0 | 11 | 1-3 | .333 | 0-0 | --- | 0-0 | --- | 1 | 0 | 1 | 1 | 2-0 | 0 | 0 | 0 | 2 | 1.0 |
| S. Williams (TOT) | 1-0 | 6 | 0-1 | .000 | 0-0 | --- | 0-0 | --- | 1 | 0 | 1 | 0 | 0-0 | 0 | 0 | 0 | 0 | 0.0 |
| KINGS | 2 | 480 | 65-158 | .411 | 10-26 | .385 | 58-68 | .853 | 20 | 67 | 87 | 32 | 54-2 | 13 | 35 | 8 | 198 | 99.0 |
| BULLS | 2 | 480 | 64-157 | .408 | 14-38 | .368 | 53-70 | .757 | 27 | 59 | 86 | 41 | 49-0 | 16 | 35 | 15 | 195 | 97.5 |


2007-2008 SEASON SERIES (1-1) CHICAGO BULLS VS. SACRAMENTO

| PLAYER | G-MS | MIN | FG-FGA | PCT | 3FG-A | PCT | FT-FTA | PCT | OFF | DEF | TOT | AST | PF-DQ | STL | TO BLK | PTS | AVG | |
|----------------|------|-----|--------|------|-------|------|--------|-------|-----|-----|-----|-----|-------|-----|--------|-----|-----|------|
| Gordon | 2-0 | 69 | 15-33 | .455 | 5-11 | .455 | 18-18 | 1.000 | 2 | 0 | 2 | 6 | 5-0 | 2 | 5 | 0 | 53 | 26.5 |
| Nocioni | 2-2 | 57 | 10-19 | .526 | 6-11 | .545 | 9-9 | 1.000 | 0 | 10 | 10 | 2 | 7-0 | 2 | 5 | 2 | 35 | 17.5 |
| Hinrich | 2-2 | 66 | 13-27 | .481 | 3-8 | .375 | 2-3 | .667 | 2 | 5 | 7 | 8 | 5-0 | 1 | 4 | 1 | 31 | 15.5 |
| Gooden (TOT) | 2-2 | 60 | 10-24 | .417 | 0-0 | --- | 3-4 | .750 | 7 | 8 | 15 | 1 | 5-0 | 0 | 1 | 0 | 23 | 11.5 |
| Thomas | 2-0 | 39 | 6-16 | .375 | 0-0 | --- | 7-10 | .700 | 5 | 7 | 12 | 2 | 5-0 | 1 | 3 | 4 | 19 | 9.5 |
| Smith | 2-1 | 47 | 7-20 | .350 | 0-0 | --- | 4-6 | .667 | 2 | 10 | 12 | 1 | 4-0 | 3 | 3 | 3 | 18 | 9.0 |
| Sefolosha | 2-1 | 29 | 4-9 | .444 | 0-2 | .000 | 3-5 | .600 | 4 | 2 | 6 | 2 | 4-0 | 2 | 1 | 0 | 11 | 5.5 |
| Noah | 2-1 | 30 | 3-6 | .500 | 0-0 | --- | 4-4 | 1.000 | 1 | 6 | 7 | 3 | 6-0 | 0 | 3 | 0 | 10 | 5.0 |
| Wallace | 2-2 | 68 | 4-9 | .444 | 0-0 | --- | 2-10 | .200 | 9 | 11 | 20 | 5 | 6-0 | 2 | 3 | 5 | 10 | 5.0 |
| Gray | 1-0 | 10 | 2-7 | .286 | 0-0 | --- | 0-1 | .000 | 2 | 2 | 4 | 0 | 1-0 | 0 | 0 | 0 | 4 | 4.0 |
| Hughes (TOT) | 1-1 | 27 | 2-11 | .182 | 0-1 | .000 | 0-0 | --- | 0 | 2 | 2 | 2 | 2-0 | 1 | 1 | 0 | 4 | 4.0 |
| Kuhrn | 2-1 | 43 | 0-8 | .000 | 0-6 | .000 | 4-4 | 1.000 | 0 | 3 | 3 | 10 | 2-0 | 2 | 4 | 0 | 4 | 2.0 |
| Dhyan | 1-0 | 21 | 0-3 | .000 | 0-0 | --- | 0-0 | --- | 0 | 3 | 3 | 2 | 4-0 | 1 | 3 | 0 | 0 | 0.0 |
| Simmmons (TOT) | 1-0 | 9 | 0-1 | .000 | 0-0 | --- | 0-2 | .000 | 1 | 0 | 1 | 0 | 0-0 | 1 | 1 | 0 | 0 | 0.0 |
| BULLS | 2 | 480 | 64-157 | .408 | 14-38 | .368 | 53-70 | .757 | 27 | 59 | 86 | 41 | 49-0 | 16 | 35 | 15 | 195 | 97.5 |
| KINGS | 2 | 480 | 65-158 | .411 | 10-26 | .385 | 58-68 | .853 | 20 | 67 | 87 | 32 | 54-2 | 13 | 35 | 8 | 198 | 99.0 |

CHICAGO BULLS

| DATE | W/L | H/A | SCORE | +/- |
|----------|-----|-----|----------|-----|
| 12/3/85 | W | H | 131-118 | +13 |
| 12/14/85 | W | A | 108-103 | +5 |
| 2/16/87 | W | A | 124-120* | +4 |
| 3/21/87 | L | H | 97-112 | -15 |
| 2/1/88 | W | H | 97-95 | +2 |
| 2/19/88 | L | A | 90-111 | -21 |
| 11/22/88 | L | H | 98-114 | -16 |
| 2/2/89 | L | A | 98-109 | -11 |
| 11/14/89 | L | H | 94-96 | -2 |
| 3/24/90 | W | A | 116-113 | +3 |
| 2/4/91 | L | H | 97-108 | -11 |
| 2/22/91 | L | A | 82-129 | -47 |
| 11/30/91 | L | H | 102-118 | -16 |
| 12/28/91 | L | A | 118-127 | -9 |
| 2/3/93 | L | H | 88-107 | -19 |
| 2/15/93 | L | A | 101-119 | -8 |
| 11/21/93 | W | H | 103-101 | +2 |
| 3/12/94 | L | A | 94-111 | -17 |
| 1/13/95 | W | A | 89-79 | +10 |
| 2/2/95 | W | H | 88-68 | +20 |
| 2/1/96 | L | H | 85-105 | -20 |
| 3/19/96 | L | A | 67-89 | -22 |
| 1/30/97 | L | H | 93-111 | -18 |
| 2/28/97 | L | A | 108-126 | -18 |
| 11/23/97 | L | H | 88-103 | -15 |
| 2/28/98 | L | A | 94-109 | -15 |
| 1/28/00/ | W | A | 102-90 | +12 |
| 2/8/00 | W | H | 119-80 | +39 |
| 10/31/00 | W | A | 100-81 | +19 |
| 11/22/00 | W | H | 100-71 | +29 |
| 11/16/01 | W | H | 105-71 | +34 |
| 3/11/01 | W | A | 107-103 | +4 |
| 11/19/02 | W | H | 111-98 | +13 |
| 3/29/03 | W | A | 107-92 | +15 |
| 11/23/03 | W | H | 110-99 | +11 |
| 2/20/04 | W | A | 91-83 | +8 |
| 11/16/04 | W | H | 113-106 | +7 |
| 2/15/05 | L | A | 102-107 | -5 |
| 2/9/06 | W | H | 98-80 | +18 |
| 2/14/06 | W | A | 105-101* | +4 |
| 11/3/06 | W | A | 89-88 | +1 |
| 2/8/07 | W | H | 86-77 | +9 |
| 1/5/08 | L | A | 93-94 | -1 |
| 2/2/08 | W | H | 105-101 | +4 |

| CHICAGO | | | | | | | | | | | | | | |
|----------------|----------------|--------------|--------------|----------------|--|-------|-----|-----|-----|--|-----|----|----|-----|
| | OVR | HM | RD | NTL | | OVR | HM | RD | NTL | | OVR | HM | RD | NTL |
| 66-67 | 4-5 | 2-1 | 2-3 | 0-1 | | 91-92 | 0-2 | 0-1 | 0-1 | | | | | |
| 67-68 | 2-5 | 1-2 | 1-1 | 0-2 | | 92-93 | 0-2 | 0-1 | 0-1 | | | | | |
| 68-69 | 5-1 | 2-0 | 2-1 | 1-0 | | 93-94 | 1-1 | 1-0 | 0-1 | | | | | |
| 69-70 | 3-3 | 2-0 | 0-2 | 1-1 | | 94-95 | 2-0 | 1-0 | 1-0 | | | | | |
| 70-71 | 0-4 | 0-1 | 0-2 | 0-1 | | 95-96 | 0-2 | 0-1 | 0-1 | | | | | |
| 71-72 | 1-3 | 1-1 | 0-2 | | | 96-97 | 0-2 | 0-1 | 0-1 | | | | | |
| 72-73 | 2-5 | 1-2 | 1-3 | | | 97-98 | 0-2 | 0-1 | 0-1 | | | | | |
| 73-74 | 2-5 | 1-3 | 1-2 | | | 98-99 | 0-0 | 0-0 | 0-0 | | | | | |
| 74-75 | 5-4 | 3-1 | 2-3 | | | 99-00 | 2-0 | 1-0 | 1-0 | | | | | |
| 75-76 | 6-1 | 4-0 | 2-1 | | | 00-01 | 2-0 | 1-0 | 1-0 | | | | | |
| 76-77 | 2-2 | 1-1 | 1-1 | | | 01-02 | 2-0 | 1-0 | 1-0 | | | | | |
| 77-78 | 4-0 | 2-0 | 2-0 | | | 02-03 | 2-0 | 1-0 | 1-0 | | | | | |
| 78-79 | 4-0 | 2-0 | 2-0 | | | 03-04 | 2-0 | 1-0 | 1-0 | | | | | |
| 79-80 | 3-3 | 2-0 | 0-3 | 1-0 | | 04-05 | 1-1 | 1-0 | 0-1 | | | | | |
| 80-81 | 0-2 | 0-1 | 0-1 | | | 05-06 | 2-0 | 1-0 | 1-0 | | | | | |
| 81-82 | 1-1 | 1-0 | 0-1 | | | 06-07 | 2-0 | 1-0 | 1-0 | | | | | |
| 82-83 | 2-0 | 1-0 | 1-0 | | | 07-08 | 1-1 | 1-0 | 0-1 | | | | | |
| 83-84 | 1-1 | 1-0 | 0-1 | | | | | | | | | | | |
| 84-85 | 0-2 | 0-1 | 0-1 | | | | | | | | | | | |
| 85-86 | 2-0 | 1-0 | 1-0 | | | | | | | | | | | |
| 86-87 | 1-1 | 0-1 | 1-0 | | | | | | | | | | | |
| 87-88 | 1-1 | 1-0 | 0-1 | | | | | | | | | | | |
| 88-89 | 0-2 | 0-1 | 0-1 | | | | | | | | | | | |
| 89-90 | 1-1 | 0-1 | 1-0 | | | | | | | | | | | |
| 90-91 | 0-2 | 0-1 | 0-1 | | | | | | | | | | | |
| TOTALS | OVERALL | HOME | ROAD | NEUTRAL | | | | | | | | | | |
| SAC-ERA | 24-20 | 13-9 | 11-11 | | | | | | | | | | | |
| 42 YRS | 71-67 | 40-23 | 28-39 | 3-5 | | | | | | | | | | |



MICHAEL JORDAN

CLEVELAND CAVALIERS

One Center Court • Cleveland, OH 44115-4001

Phone: (216) 420-2000 — FAX: (216) 420-2298

Home Court (Capacity): Quicken Loans Arena (20,562) - opened 1994

www.cavs.com



2008-09 SERIES SCHEDULE

| Date | Site | Time (PST) |
|------|---------------------|------------|
| 1/27 | Quicken Loans Arena | 4:00 p.m. |
| 3/13 | ARCO Arena | 7:00 p.m. |

2007-08 VS. CAVALIERS (0-2)

| Date | Site | W/L | Score |
|------|---------------------|-----|-------|
| 11/9 | ARCO Arena | L | 91-93 |
| 1/4 | Quicken Loans Arena | L | 93-97 |

ALL-TIME SERIES (38 years)

| | Overall | Home | Road |
|----------|---------|-------|-------|
| Sac-Era | 17-27 | 11-11 | 6-16 |
| All-Time | 51-47 | 32-16 | 18-31 |

CURRENT STREAKS

| | Overall | Home | Road |
|-------|---------|------|------|
| Kings | L4 | L3 | L2 |

DIRECTORY

| | |
|---|--|
| Majority Owner/Chairman | Dan Gilbert |
| President | Len Komoroski |
| General Manager | Danny Ferry |
| Assistant General Managers | Lance Blanks, Chris Grant |
| Head Coach | Mike Brown |
| Assistant Coaches | Hank Egan, Melvin Hunt, Chris Jent, John Kuester, Michael Malone |
| Asst. Coach/Strength and Conditioning Coordinator | Stan Kellers |
| Head Athletic Trainer | Max Benton |
| Advance Scout | Bryant Moore |
| Senior Vice President, Communications | Tad Carper |
| Director, Basketball Communications | Amanda Mercado |
| Basketball Communications Managers | Garin Narain, Bruce Wimbish |
| Basketball Communications Coordinator | Tora Vinci |
| Radio | WTAM (1100 AM), Joe Tait |
| TV | FSN Ohio (cable), Fred McLeod, Austin Carr |
| Colors | Wine and Gold |

BACKGROUND

| | |
|--------------------------|---|
| Founded: | 1970-71, Cleveland Cavaliers |
| NBA Titles Won: | None |
| All-Time NBA Record: | 1394-1690 (.452) |
| 2007-08 Record: | 45-37 (2nd in Central) |
| 2007-08 Playoff Results: | Won 4-2 over Washington in First Round, Lost 3-4 to Boston in Eastern Conference Semifinals |

SERIES FACTS

| | |
|-----------------|--------------------------------|
| Last Home Win: | 1/20/05 (123-96) |
| Last Road Win: | 3/1/06 (97-90) |
| Last Home Loss: | 11/9/07 (91-93) |
| Last Road Loss: | 1/4/08 (93-97) |
| Biggest Win: | 28 (137-109) vs. Cle., 1/28/79 |
| Biggest Loss: | 33 (91-124) @ Cle., 12/5/74 |

2007-2008 SEASON SERIES (0-2) SACRAMENTO KINGS VS. CLEVELAND

| PLAYER | G-GS | MIN | FG-FGA | PCT | 3FG-A | PCT | FT-FTA | PCT | OFF | DEF | TOT | AST | PF-DQ | STL | TO | BLK | PTS | AVG |
|-------------------|------|-----|--------|-------|-------|------|--------|-------|-----|-----|-----|-----|-------|-----|----|-----|-----|------|
| Martin | 1-1 | 46 | 7-17 | .412 | 1-5 | .200 | 17-18 | .944 | 1 | 5 | 6 | 1 | 3-0 | 1 | 3 | 0 | 32 | 32.0 |
| Salmons | 2-2 | 85 | 15-27 | .556 | 2-6 | .333 | 8-9 | .889 | 1 | 8 | 9 | 6 | 6-0 | 3 | 3 | 0 | 40 | 20.0 |
| Garcia | 2-2 | 67 | 14-27 | .519 | 1-7 | .143 | 4-5 | .800 | 2 | 8 | 10 | 4 | 9-0 | 2 | 9 | 0 | 33 | 16.5 |
| Miller | 2-2 | 83 | 9-24 | .375 | 0-4 | .000 | 5-5 | 1.000 | 2 | 13 | 15 | 10 | 5-0 | 0 | 7 | 4 | 23 | 11.5 |
| Udrih | 1-1 | 43 | 5-12 | .417 | 1-3 | .333 | 0-0 | --- | 1 | 2 | 3 | 9 | 3-0 | 0 | 4 | 0 | 11 | 11.0 |
| J. Williams | 1-0 | 12 | 4-5 | .800 | 0-0 | --- | 0-4 | .000 | 4 | 4 | 8 | 0 | 2-0 | 0 | 0 | 0 | 8 | 8.0 |
| Jones | 1-0 | 18 | 3-6 | .500 | 0-1 | .000 | 1-2 | .500 | 0 | 3 | 3 | 0 | 1-0 | 0 | 1 | 1 | 7 | 7.0 |
| Moore | 2-2 | 62 | 6-10 | .600 | 0-0 | --- | 2-2 | 1.000 | 3 | 12 | 15 | 2 | 7-0 | 0 | 5 | 1 | 14 | 7.0 |
| Douby | 2-0 | 35 | 4-12 | .333 | 0-1 | .000 | 2-2 | 1.000 | 0 | 6 | 6 | 1 | 2-0 | 2 | 3 | 0 | 10 | 5.0 |
| Johnson (TOT) | 3-3 | 69 | 6-16 | .375 | 1-4 | .250 | 1-2 | .500 | 2 | 8 | 10 | 12 | 6-0 | 3 | 5 | 0 | 14 | 4.7 |
| Greene | 1-0 | 7 | 1-2 | .500 | 0-0 | --- | 0-0 | --- | 0 | 0 | 0 | 0 | 0-0 | 0 | 1 | 0 | 2 | 2.0 |
| Hawes | 1-0 | 2 | 1-1 | 1.000 | 0-0 | --- | 0-0 | --- | 0 | 0 | 0 | 0 | 2-0 | 0 | 0 | 0 | 2 | 2.0 |
| Thomas | 1-0 | 17 | 1-3 | .333 | 0-0 | --- | 0-0 | --- | 2 | 5 | 7 | 1 | 2-0 | 1 | 1 | 0 | 2 | 2.0 |
| Watkins | 1-0 | 3 | 0-0 | --- | 0-0 | --- | 0-0 | --- | 0 | 0 | 0 | 0 | 0-0 | 0 | 0 | 0 | 0 | 0.0 |
| S. Williams (TOT) | 2-0 | 13 | 0-3 | .000 | 0-0 | --- | 0-2 | .000 | 0 | 1 | 1 | 0 | 2-0 | 0 | 0 | 1 | 0 | 0.0 |
| Wright (TOT) | 2-0 | 25 | 0-3 | .000 | 0-0 | --- | 0-0 | --- | 1 | 8 | 9 | 0 | 5-0 | 0 | 0 | 1 | 0 | 0.0 |
| KINGS | 2 | 480 | 70-146 | .479 | 5-27 | .185 | 39-47 | .830 | 16 | 66 | 82 | 34 | 42-0 | 9 | 39 | 6 | 184 | 92.0 |
| CAVALIERS | 2 | 480 | 70-183 | .383 | 12-41 | .293 | 38-53 | .717 | 37 | 55 | 92 | 38 | 40-1 | 22 | 20 | 5 | 190 | 95.0 |

2007-2008 SEASON SERIES (2-0) CLEVELAND CAVALIERS VS. SACRAMENTO

| PLAYER | G-GS | MIN | FG-FGA | PCT | 3FG-A | PCT | FT-FTA | PCT | OFF | DEF | TOT | AST | PF-DQ | STL | TO | BLK | PTS | AVG |
|------------------|------|-----|--------|------|-------|------|--------|-------|-----|-----|-----|-----|-------|-----|----|-----|-----|------|
| James | 2-2 | 89 | 17-37 | .459 | 1-8 | .125 | 15-20 | .750 | 1 | 11 | 12 | 14 | 2-0 | 6 | 4 | 2 | 50 | 25.0 |
| Szczербiak (TOT) | 3-0 | 83 | 20-35 | .571 | 8-14 | .571 | 7-7 | 1.000 | 1 | 10 | 11 | 5 | 3-0 | 0 | 5 | 0 | 55 | 18.3 |
| D. Brown | 2-0 | 59 | 13-25 | .520 | 2-7 | .286 | 5-7 | .714 | 5 | 7 | 12 | 6 | 4-0 | 2 | 1 | 0 | 33 | 16.5 |
| Ilgaukas | 2-2 | 65 | 7-26 | .269 | 0-0 | --- | 11-13 | .846 | 16 | 14 | 30 | 3 | 11-1 | 2 | 4 | 0 | 25 | 12.5 |
| Gibson | 2-1 | 56 | 7-18 | .389 | 6-14 | .429 | 3-4 | .750 | 0 | 4 | 4 | 7 | 5-0 | 5 | 2 | 1 | 23 | 11.5 |
| Gooden | 2-2 | 60 | 10-24 | .417 | 0-0 | --- | 3-4 | .750 | 7 | 8 | 15 | 1 | 5-0 | 0 | 1 | 0 | 23 | 11.5 |
| Varejao | 1-0 | 32 | 5-9 | .556 | 0-0 | --- | 1-1 | 1.000 | 2 | 2 | 4 | 2 | 3-0 | 2 | 1 | 1 | 11 | 11.0 |
| Da. Jones | 1-0 | 22 | 4-11 | .364 | 2-7 | .286 | 0-0 | --- | 0 | 3 | 3 | 0 | 2-0 | 1 | 2 | 0 | 10 | 10.0 |
| Smith (TOT) | 2-1 | 47 | 7-20 | .350 | 0-0 | --- | 4-6 | .667 | 2 | 10 | 12 | 1 | 4-0 | 3 | 3 | 3 | 18 | 9.0 |
| Pavlovic | 2-2 | 49 | 5-21 | .238 | 1-4 | .250 | 0-2 | .000 | 5 | 4 | 9 | 3 | 5-0 | 2 | 1 | 0 | 11 | 5.5 |
| Wallace (TOT) | 2-2 | 68 | 4-9 | .444 | 0-0 | --- | 2-10 | .200 | 9 | 11 | 20 | 5 | 6-0 | 2 | 3 | 5 | 10 | 5.0 |
| Hughes | 1-1 | 27 | 2-11 | .182 | 0-1 | .000 | 0-0 | --- | 0 | 2 | 2 | 2 | 2-0 | 1 | 1 | 0 | 4 | 4.0 |
| West (TOT) | 2-0 | 16 | 2-4 | .500 | 0-0 | --- | 0-0 | --- | 0 | 1 | 1 | 1 | 1-0 | 1 | 2 | 0 | 4 | 2.0 |
| Dw. Jones | 2-0 | 12 | 0-0 | --- | 0-0 | --- | 0-0 | --- | 0 | 0 | 0 | 0 | 1-0 | 1 | 0 | 0 | 0 | 0.0 |
| Simmons | 1-0 | 9 | 0-1 | .000 | 0-0 | --- | 0-2 | .000 | 1 | 0 | 1 | 0 | 0-0 | 0 | 1 | 0 | 0 | 0.0 |
| CAVALIERS | 2 | 480 | 70-183 | .383 | 12-41 | .293 | 38-53 | .717 | 37 | 55 | 92 | 38 | 40-1 | 22 | 20 | 5 | 190 | 95.0 |
| KINGS | 2 | 480 | 70-146 | .479 | 5-27 | .185 | 39-47 | .830 | 16 | 66 | 82 | 34 | 42-0 | 9 | 39 | 6 | 184 | 92.0 |

CLEVELAND CAVALIERS

| DATE | W/L | H/A | SCORE | +/- |
|----------|-----|-----|-----------|-----|
| 11/7/85 | L | H | 94-95 | -1 |
| 1/11/86 | L | A | 101-105 | -4 |
| 11/11/86 | W | H | 119-114 | +5 |
| 2/18/87 | L | A | 119-129 | -10 |
| 12/11/87 | L | H | 113-115 | -2 |
| 2/15/88 | L | A | 95-104 | -9 |
| 2/3/89 | L | A | 94-110 | -16 |
| 3/7/89 | L | H | 95-105 | -10 |
| 12/9/89 | L | H | 101-108 | -7 |
| 3/26/90 | L | A | 95-116 | -21 |
| 2/20/91 | L | A | 104-118 | -14 |
| 3/8/91 | W | H | 87-79 | +8 |
| 2/21/92 | L | A | 102-119 | -17 |
| 3/4/92 | L | H | 108-109 | -1 |
| 11/15/92 | W | H | 109-107 | +7 |
| 12/18/92 | L | A | 108-119 | -11 |
| 1/22/94 | L | H | 109-119* | -10 |
| 3/8/94 | L | A | 82-103 | -21 |
| 11/20/94 | W | H | 96-88 | +8 |
| 3/22/95 | L | A | 89-101 | -12 |
| 3/17/96 | L | A | 84-115 | -31 |
| 3/31/96 | W | H | 105-100* | +5 |
| 11/24/96 | L | A | 74-103 | -29 |
| 3/11/97 | L | H | 85-88 | -3 |
| 1/22/98 | L | A | 96-112 | -16 |
| 3/19/98 | L | H | 85-90 | -5 |
| 2/19/99 | W | H | 106-95 | +11 |
| 1/4/00 | W | A | 111-107 | +4 |
| 1/16/00 | W | H | 113-102 | +11 |
| 11/1/00 | L | A | 100-102** | -2 |
| 1/10/01 | W | H | 108-103 | +5 |
| 11/6/01 | W | A | 115-99 | +16 |
| 1/15/02 | W | H | 109-102 | +7 |
| 10/29/02 | W | H | 94-67 | +27 |
| 11/26/02 | W | A | 91-85 | +6 |
| 10/29/03 | W | H | 106-92 | +14 |
| 1/22/04 | W | A | 95-99 | +6 |
| 1/20/05 | W | H | 123-96 | +27 |
| 4/1/05 | W | A | 128-109 | +19 |
| 12/6/05 | L | H | 97-102 | -5 |
| 3/1/06 | W | A | 97-90 | +7 |
| 1/9/07 | L | H | 98-108 | -10 |
| 3/13/07 | L | A | 100-124 | -24 |
| 11/9/07 | L | H | 91-93 | -2 |
| 1/4/08 | L | A | 93-97 | -4 |

| CLEVELAND | | | | | | | | | | | |
|----------------|----------------|--------------|--------------|----------------|-------|-----|-----|-----|-----|--|-----|
| | OVR | HM | RD | NTL | | OVR | HM | RD | NTL | | NTL |
| 70-71 | 5-1 | 3-0 | 2-1 | | 95-96 | 1-1 | 1-0 | 0-1 | | | |
| 71-72 | 6-2 | 3-0 | 2-2 | 1-0 | 96-97 | 0-2 | 0-1 | 0-1 | | | |
| 72-73 | 2-2 | 2-0 | 0-2 | | 97-98 | 0-2 | 0-1 | 0-1 | | | |
| 73-74 | 4-0 | 2-0 | 2-0 | | 98-99 | 0-0 | 0-0 | 0-0 | | | |
| 74-75 | 2-2 | 2-0 | 0-2 | | 99-00 | 2-0 | 1-0 | 1-0 | | | |
| 75-76 | 3-1 | 2-0 | 1-1 | | 00-01 | 1-1 | 1-0 | 0-1 | | | |
| 76-77 | 1-3 | 0-2 | 1-1 | | 01-02 | 2-0 | 1-0 | 1-0 | | | |
| 77-78 | 2-2 | 1-1 | 1-1 | | 02-03 | 2-0 | 1-0 | 1-0 | | | |
| 78-79 | 3-1 | 2-0 | 1-1 | | 03-04 | 2-0 | 1-0 | 1-0 | | | |
| 79-80 | 0-2 | 0-1 | 0-1 | | 04-05 | 2-0 | 1-0 | 1-0 | | | |
| 80-81 | 2-0 | 1-0 | 1-0 | | 05-06 | 1-1 | 0-1 | 0-1 | | | |
| 81-82 | 1-1 | 1-0 | 0-1 | | 06-07 | 0-2 | 0-1 | 0-1 | | | |
| 82-83 | 1-1 | 1-0 | 0-1 | | 07-08 | 0-2 | 0-1 | 0-1 | | | |
| 83-84 | 2-0 | 1-0 | 1-0 | | | | | | | | |
| 84-85 | 0-2 | 0-1 | 0-1 | | | | | | | | |
| 85-86 | 0-2 | 0-1 | 0-1 | | | | | | | | |
| 86-87 | 1-1 | 1-0 | 0-1 | | | | | | | | |
| 87-88 | 0-2 | 0-1 | 0-1 | | | | | | | | |
| 88-89 | 0-2 | 0-1 | 0-1 | | | | | | | | |
| 89-90 | 0-2 | 0-1 | 0-1 | | | | | | | | |
| 90-91 | 1-1 | 1-0 | 0-1 | | | | | | | | |
| 91-92 | 0-2 | 0-1 | 0-1 | | | | | | | | |
| 92-93 | 1-1 | 1-0 | 0-1 | | | | | | | | |
| 93-94 | 0-2 | 0-1 | 0-1 | | | | | | | | |
| 94-95 | 1-1 | 1-0 | 0-1 | | | | | | | | |
| TOTALS | OVERALL | HOME | ROAD | NEUTRAL | | | | | | | |
| SAC-ERA | 17-27 | 11-11 | 6-16 | | | | | | | | |
| 38 YRS | 51-47 | 32-16 | 18-31 | 1-0 | | | | | | | |



MARK PRICE

DALLAS MAVERICKS

American Airlines Center • 2500 Victory Avenue • Dallas, TX 75219

Phone: (214) 665-4660 — FAX: (214) 748-0510

Home Court (Capacity): American Airlines Center (19,200) - opened 2001

www.mavs.com



2008-09 SERIES SCHEDULE

| Date | Site | Time (PST) |
|-------|-----------------|------------|
| 11/29 | ARCO Arena | 7:00 p.m. |
| 1/11 | ARCO Arena | 6:00 p.m. |
| 2/10 | Am. Airl. Cntr. | 5:30 p.m. |
| 2/21 | Am. Airl. Cntr. | 6:00 p.m. |

2007-08 VS. MAVERICKS (1-2)

| Date | Site | W/L | Score |
|------|-----------------|-----|---------|
| 11/3 | Am. Airl. Cntr. | L | 102-123 |
| 1/14 | ARCO Arena | W | 122-120 |
| 2/29 | Am. Airl. Cntr. | L | 106-115 |

ALL-TIME SERIES (28 years)

| | Overall | Home | Road |
|----------|---------|-------|-------|
| Sac-Era | 44-52 | 29-19 | 15-33 |
| All-Time | 59-67 | 39-24 | 20-43 |

CURRENT STREAKS

| | Overall | Home | Road |
|-------|---------|------|------|
| Kings | L1 | W1 | L8 |

DIRECTORY

| | |
|--|---|
| Owner | Mark Cuban |
| President and Chief Executive Officer | Terdemma Ussery |
| President of Basketball Operations/General Manager | Donn Nelson |
| Head Coach | Rick Carlisle |
| Assistant Coaches | Dwane Casey, Terry Stotts, Mario Elie, Tom Sterner |
| Assistant Coach/Strength Coach | Robert Hackett |
| Head Athletic Trainer | Casey Smith |
| Director of Basketball Communications | Sarah Melton |
| Basketball Communications Manager | Scott Tomlin |
| Basketball Communications Coordinator | Chuck Cooperstein, Brad Davis |
| Radio | ESPN Radio (103.3 FM), Victor Villalba |
| Spanish Radio | KFLC (1270 AM), Mark Followill |
| TV | TXA-21, FOX Sports Net Southwest (cable), Bob Ortegel |
| Colors | Blue, Black, Silver |

BACKGROUND

| | |
|--------------------------|--|
| Founded: | 1980-81 expansion team, Dallas Mavericks |
| NBA Titles Won: | None |
| All-Time NBA Record: | 1102-1162 (.487) |
| 2007-08 Record: | 51-31 (4th in Southwest) |
| 2007-08 Playoff Results: | Lost 1-4 to New Orleans in First Round |

SERIES FACTS

| | |
|-----------------|----------------------------------|
| Last Home Win: | 1/14/08 (122-120) |
| Last Road Win: | 2/27/03 (126-124 OT) |
| Last Home Loss: | 4/3/07 (93-97) |
| Last Road Loss: | 2/29/08 (106-115) |
| Biggest Win: | 58 (139-81) vs. Dallas, 12/29/92 |
| Biggest Loss: | 40 (71-111) @ Dallas, 11/12/88 |

2007-2008 SEASON SERIES (1-2) SACRAMENTO KINGS VS. DALLAS

| PLAYER | G-GS | MIN | FG-FGA | PCT | 3FG-A | PCT | FT-FTA | PCT | OFF | DEF | TOT | AST | PF | FD | STL | TO | BLK | PTS | AVG |
|-------------------|------|-----|---------|------|-------|-------|--------|-------|-----|-----|-----|-----|------|----|-----|----|-----|-------|-----|
| Martin | 3-2 | 107 | 25-41 | .610 | 5-8 | .625 | 37-39 | .949 | 2 | 12 | 14 | 6 | 8-0 | 4 | 4 | 0 | 92 | 30.7 | |
| Artest | 1-1 | 41 | 10-23 | .435 | 0-2 | .000 | 2-2 | 1.000 | 2 | 5 | 7 | 2 | 4-0 | 2 | 3 | 2 | 22 | 22.0 | |
| Udrih | 2-2 | 76 | 15-32 | .469 | 0-4 | .000 | 7-8 | .875 | 1 | 9 | 10 | 10 | 4-0 | 3 | 2 | 1 | 37 | 18.5 | |
| Salmons | 3-2 | 104 | 21-40 | .525 | 1-3 | .333 | 12-13 | .923 | 4 | 6 | 10 | 8 | 3-0 | 1 | 6 | 0 | 55 | 18.3 | |
| Garcia | 3-2 | 93 | 18-34 | .529 | 7-13 | .538 | 9-11 | .818 | 1 | 7 | 8 | 7 | 10-0 | 5 | 2 | 2 | 52 | 17.3 | |
| Miller | 3-3 | 105 | 10-23 | .435 | 1-1 | 1.000 | 6-8 | .750 | 9 | 13 | 22 | 11 | 13-0 | 1 | 7 | 3 | 27 | 9.0 | |
| Moore | 3-3 | 84 | 8-16 | .500 | 0-0 | --- | 3-5 | .600 | 10 | 8 | 18 | 3 | 11-0 | 1 | 3 | 3 | 27 | 9.0 | |
| Watkins | 1-0 | 25 | 2-6 | .333 | 0-0 | --- | 2-5 | .400 | 3 | 2 | 5 | 0 | 3-0 | 1 | 4 | 0 | 6 | 6.0 | |
| S. Williams (TOT) | 2-0 | 36 | 4-9 | .444 | 0-0 | --- | 2-4 | .500 | 3 | 11 | 14 | 0 | 8-0 | 1 | 0 | 0 | 10 | 5.0 | |
| Abdur-Rahim | 1-0 | 9 | 2-3 | .667 | 0-0 | --- | 0-0 | --- | 0 | 1 | 1 | 0 | 1-0 | 0 | 1 | 0 | 4 | 4.0 | |
| Douby | 2-0 | 30 | 3-11 | .273 | 2-4 | .500 | 0-0 | --- | 1 | 2 | 3 | 3 | 2-0 | 1 | 1 | 0 | 8 | 4.0 | |
| Greene | 1-0 | 9 | 1-3 | .333 | 0-0 | --- | 0-0 | --- | 0 | 0 | 0 | 0 | 1-0 | 1 | 1 | 0 | 2 | 2.0 | |
| Hawes | 2-0 | 11 | 2-4 | .500 | 0-0 | --- | 0-0 | --- | 0 | 3 | 3 | 1 | 3-0 | 0 | 1 | 0 | 4 | 2.0 | |
| Thomas | 1-0 | 6 | 1-2 | .500 | 0-0 | --- | 0-0 | --- | 0 | 0 | 0 | 1 | 1-0 | 0 | 0 | 0 | 2 | 2.0 | |
| Johnson (TOT) | 3-2 | 35 | 2-3 | .667 | 0-0 | --- | 0-0 | --- | 0 | 2 | 2 | 4 | 3-0 | 0 | 3 | 0 | 4 | 1.3 | |
| Johnson (SAC) | 1-0 | 8 | 0-0 | --- | 0-0 | --- | 0-0 | --- | 0 | 0 | 0 | 1 | 0-0 | 0 | 1 | 0 | 0 | 0.0 | |
| Jones | 1-0 | 9 | 0-2 | .000 | 0-0 | --- | 0-1 | .000 | 2 | 2 | 4 | 1 | 2-0 | 0 | 0 | 1 | 0 | 0.0 | |
| J. Williams | 1-0 | 2 | 0-0 | --- | 0-0 | --- | 0-0 | --- | 0 | 0 | 0 | 0 | 1-0 | 0 | 0 | 0 | 0 | 0.0 | |
| KINGS | 3 | 720 | 118-240 | .492 | 16-35 | .457 | 78-92 | .848 | 35 | 70 | 105 | 54 | 67-0 | 20 | 38 | 12 | 330 | 110.0 | |
| MAVERICKS | 3 | 720 | 135-240 | .563 | 23-43 | .535 | 65-75 | .867 | 32 | 84 | 116 | 81 | 71-0 | 14 | 43 | 18 | 358 | 119.3 | |

2007-2008 SEASON SERIES (2-1) DALLAS MAVERICKS VS. SACRAMENTO

| PLAYER | G-GS | MIN | FG-FGA | PCT | 3FG-A | PCT | FT-FTA | PCT | OFF | DEF | TOT | AST | PF | FD | STL | TO | BLK | PTS | AVG |
|----------------|------|-----|---------|-------|-------|------|--------|-------|-----|-----|-----|-----|------|----|-----|----|-----|-------|-----|
| Nowitzki | 3-3 | 108 | 30-47 | .638 | 3-5 | .600 | 16-16 | 1.000 | 5 | 13 | 18 | 14 | 8-0 | 1 | 5 | 4 | 79 | 26.3 | |
| Harris | 1-1 | 36 | 8-10 | .800 | 2-3 | .667 | 7-9 | .778 | 0 | 1 | 1 | 9 | 5-0 | 0 | 4 | 0 | 25 | 25.0 | |
| Jo. Howard | 3-3 | 101 | 24-46 | .522 | 4-10 | .400 | 6-7 | .857 | 3 | 19 | 22 | 8 | 10-0 | 3 | 6 | 4 | 58 | 19.3 | |
| Kidd (TOT) | 3-3 | 110 | 19-41 | .463 | 5-13 | .385 | 2-3 | .667 | 6 | 17 | 23 | 23 | 5-0 | 3 | 10 | 1 | 45 | 15.0 | |
| Kidd (DAL) | 1-1 | 41 | 9-18 | .500 | 1-2 | .500 | 2-3 | .667 | 4 | 7 | 11 | 9 | 3-0 | 1 | 3 | 1 | 21 | 21.0 | |
| Stackhouse | 2-0 | 47 | 8-18 | .444 | 2-4 | .500 | 11-11 | 1.000 | 1 | 1 | 2 | 8 | 0-0 | 2 | 1 | 0 | 29 | 14.5 | |
| Terry | 3-1 | 84 | 16-29 | .552 | 5-7 | .714 | 6-9 | .667 | 0 | 3 | 3 | 14 | 8-0 | 2 | 4 | 1 | 43 | 14.3 | |
| Wright (TOT) | 2-0 | 56 | 10-19 | .526 | 2-5 | .400 | 0-0 | --- | 3 | 3 | 6 | 4 | 7-0 | 1 | 3 | 1 | 22 | 11.0 | |
| Allen (TOT) | 3-0 | 47 | 16-20 | .800 | 0-0 | --- | 0-0 | --- | 2 | 4 | 6 | 4 | 9-0 | 2 | 1 | 2 | 32 | 10.7 | |
| Allen (DAL) | 1-0 | 14 | 4-5 | .800 | 0-0 | --- | 0-0 | --- | 0 | 0 | 0 | 1 | 3-0 | 1 | 1 | 1 | 8 | 8.0 | |
| Barea | 3-1 | 39 | 10-15 | .667 | 4-5 | .800 | 4-5 | .800 | 0 | 4 | 4 | 8 | 2-0 | 1 | 5 | 0 | 28 | 9.3 | |
| Bass | 3-0 | 64 | 10-21 | .476 | 0-0 | --- | 4-4 | 1.000 | 4 | 6 | 10 | 3 | 6-0 | 1 | 3 | 4 | 24 | 8.0 | |
| Dampier | 2-2 | 44 | 3-6 | .500 | 0-0 | --- | 5-6 | .833 | 11 | 12 | 23 | 3 | 8-0 | 0 | 4 | 2 | 11 | 5.5 | |
| Jones | 2-2 | 43 | 4-8 | .500 | 2-4 | .500 | 0-0 | --- | 0 | 2 | 2 | 4 | 1-0 | 1 | 4 | 0 | 10 | 5.0 | |
| Diop | 2-1 | 31 | 3-3 | 1.000 | 0-0 | --- | 2-3 | .667 | 1 | 7 | 8 | 0 | 9-0 | 0 | 2 | 0 | 8 | 4.0 | |
| Hassell | 1-0 | 21 | 2-3 | .667 | 0-1 | .000 | 0-0 | --- | 0 | 3 | 3 | 0 | 2-0 | 0 | 1 | 0 | 4 | 4.0 | |
| George | 2-0 | 15 | 3-7 | .429 | 0-2 | .000 | 0-0 | --- | 2 | 3 | 5 | 0 | 2-0 | 0 | 1 | 1 | 6 | 3.0 | |
| Ager | 1-0 | 4 | 0-0 | --- | 0-0 | --- | 2-2 | 1.000 | 0 | 0 | 0 | 0 | 0-0 | 0 | 0 | 0 | 2 | 2.0 | |
| Ju. Howard | 2-0 | 26 | 1-3 | .333 | 0-0 | --- | 0-0 | --- | 1 | 3 | 4 | 0 | 4-0 | 0 | 0 | 0 | 2 | 1.0 | |
| Fazekas | 1-0 | 3 | 0-1 | .000 | 0-0 | --- | 0-0 | --- | 0 | 0 | 0 | 0 | 0-0 | 0 | 0 | 0 | 0 | 0.0 | |
| Magloire (TOT) | 1-0 | 6 | 0-2 | .000 | 0-0 | --- | 0-0 | --- | 1 | 0 | 1 | 0 | 0-0 | 0 | 0 | 1 | 0 | 0.0 | |
| MAVERICKS | 3 | 720 | 135-240 | .563 | 23-43 | .535 | 65-75 | .867 | 32 | 84 | 116 | 81 | 71-0 | 14 | 43 | 18 | 358 | 119.3 | |
| KINGS | 3 | 720 | 118-240 | .492 | 16-35 | .457 | 78-92 | .848 | 35 | 70 | 105 | 54 | 67-0 | 20 | 38 | 12 | 330 | 110.0 | |

DALLAS MAVERICKS

| DATE | W/L | H/A | SCORE | +/- |
|----------|-----|-----|-----------|-----|
| 11/2/85 | L | A | 113-119 | -6 |
| 11/29/85 | L | A | 111-133 | -22 |
| 1/21/86 | W | H | 119-110 | +9 |
| 3/9/86 | L | H | 102-117 | -15 |
| 3/12/86 | W | A | 127-120* | +7 |
| 4/7/86 | W | H | 122-115 | +7 |
| 11/26/86 | L | A | 117-129 | -12 |
| 12/2/86 | L | H | 124-127 | -3 |
| 2/12/87 | W | H | 129-125 | +4 |
| 2/25/87 | L | A | 101-108 | -7 |
| 3/19/87 | L | H | 104-105 | -1 |
| 4/18/87 | L | A | 121-125 | -4 |
| 11/21/87 | L | H | 96-103 | -7 |
| 12/9/87 | L | A | 98-125 | -27 |
| 12/29/87 | L | A | 117-126 | -9 |
| 2/4/88 | W | H | 118-101 | +17 |
| 3/2/88 | L | A | 90-115 | -25 |
| 4/12/88 | L | H | 96-104 | -8 |
| 11/12/88 | L | A | 71-111 | -40 |
| 1/3/89 | W | H | 123-96 | +27 |
| 3/18/89 | W | H | 100-90 | +10 |
| 4/7/89 | L | A | 102-115 | -13 |
| 11/7/89 | H | W | 96-94 | +2 |
| 12/23/89 | L | A | 95-102 | -7 |
| 1/26/90 | L | A | 93-106 | -13 |
| 2/6/90 | L | H | 90-100 | -10 |
| 12/4/90 | W | H | 103-83 | +20 |
| 12/29/90 | L | A | 79-90 | -11 |
| 3/18/91 | L | A | 86-104 | -18 |
| 4/9/91 | W | H | 113-104 | +9 |
| 12/21/91 | L | A | 85-109 | -24 |
| 2/3/92 | W | H | 99-95 | +4 |
| 3/20/92 | W | A | 125-96 | +29 |
| 4/5/92 | W | A | 103-89 | +14 |
| 12/29/92 | W | A | 139-81 | +58 |
| 1/29/93 | W | A | 130-120 | +10 |
| 3/13/93 | W | H | 122-94 | +28 |
| 4/17/93 | W | A | 108-107* | +1 |
| 1/2/94 | W | H | 119-116 | +3 |
| 1/29/94 | L | A | 101-108 | -7 |
| 4/5/94 | L | H | 80-88 | -8 |
| 4/16/94 | W | A | 106-98 | +8 |
| 11/7/94 | L | A | 94-96 | -2 |
| 1/24/95 | W | H | 110-109** | +1 |
| 1/28/95 | W | A | 87-84 | +3 |
| 3/14/95 | L | H | 90-91 | -1 |
| 1/23/96 | L | H | 109-111 | -2 |
| 2/21/96 | L | A | 91-93 | -2 |
| 4/2/96 | W | A | 104-97 | +7 |
| 4/9/96 | W | H | 95-86 | +9 |
| 11/2/96 | L | A | 107-94 | +13 |
| 12/12/96 | W | H | 93-86 | +7 |
| 2/4/97 | L | A | 96-104 | -8 |
| 3/16/97 | L | H | 88-89 | -1 |
| 11/18/97 | W | H | 102-95 | +7 |
| 12/20/97 | W | A | 89-88 | +1 |
| 1/8/98 | W | A | 103-92 | +11 |
| 4/5/98 | W | H | 105-99 | +6 |
| 2/27/99 | L | A | 90-97 | -7 |
| 3/7/99 | W | H | 94-89 | +5 |
| 3/20/99 | L | A | 90-104 | -14 |
| 4/24/99 | W | H | 105-102 | +3 |

| DATE | W/L | H/A | SCORE | +/- |
|----------|-----|-----|----------|-----|
| 11/19/99 | W | A | 103-94 | +9 |
| 12/26/99 | W | H | 118-111 | +7 |
| 3/6/99 | W | H | 130-109 | +21 |
| 4/4/00 | L | A | 102-105 | -3 |
| 11/12/00 | W | A | 109-84 | +25 |
| 1/15/01 | W | H | 116-105 | +11 |
| 4/1/01 | L | H | 107-119 | -12 |
| 4/13/01 | L | A | 97-101 | -4 |
| 11/29/01 | L | H | 110-98 | +12 |
| 12/2/01 | L | H | 114-120* | -6 |
| 2/23/02 | L | A | 97-111 | -14 |
| 4/14/02 | L | H | 100-113 | -13 |
| 1/15/03 | W | H | 123-94 | +29 |
| 2/4/03 | W | A | 110-109 | +1 |
| 2/27/03 | W | A | 126-124* | +2 |
| 3/16/03 | L | H | 123-129* | -6 |
| 12/25/03 | L | H | 103-111 | -8 |
| 1/25/04 | L | A | 99-108 | -9 |
| 3/11/04 | W | H | 120-102 | +18 |
| 4/1/04 | L | A | 117-127 | -10 |
| 11/2/04 | L | A | 98-107 | -9 |
| 2/11/05 | L | H | 113-115 | -2 |
| 2/24/05 | L | A | 113-122 | -9 |
| 3/24/05 | W | H | 109-101 | +8 |
| 12/22/05 | L | H | 95-105 | -10 |
| 3/12/06 | W | H | 85-80 | +5 |
| 4/4/06 | L | A | 101-127 | -26 |
| 12/1/06 | L | A | 90-109 | -19 |
| 12/18/06 | L | H | 91-109 | -18 |
| 1/27/07 | L | A | 104-106 | -2 |
| 4/3/07 | L | H | 93-97 | -4 |
| 11/3/07 | L | A | 102-123 | -21 |
| 1/14/08 | W | H | 122-120 | +2 |
| 2/29/08 | L | A | 106-115 | -9 |

DALLAS

| | OVR | HM | RD | NTL | | OVR | HM | RD | NTL |
|----------------|----------------|--------------|--------------|----------------|-------|-----|-----|-----|-----|
| 80-81 | 6-0 | 3-0 | 3-0 | | 04-05 | 1-3 | 1-1 | 0-2 | |
| 81-82 | 2-4 | 2-1 | 0-3 | | 05-06 | 1-2 | 1-1 | 0-1 | |
| 82-83 | 3-3 | 1-2 | 2-1 | | 06-07 | 0-4 | 0-2 | 0-2 | |
| 83-84 | 3-3 | 3-0 | 0-3 | | 07-08 | 1-2 | 1-0 | 0-2 | |
| 84-85 | 1-5 | 1-2 | 0-3 | | | | | | |
| 85-86 | 3-3 | 2-1 | 1-2 | | | | | | |
| 86-87 | 1-5 | 1-2 | 0-3 | | | | | | |
| 87-88 | 1-5 | 1-2 | 0-3 | | | | | | |
| 88-89 | 2-2 | 2-0 | 0-2 | | | | | | |
| 89-90 | 1-3 | 1-1 | 0-2 | | | | | | |
| 90-91 | 2-2 | 2-0 | 0-2 | | | | | | |
| 91-92 | 3-1 | 2-0 | 1-1 | | | | | | |
| 92-93 | 4-0 | 2-0 | 2-0 | | | | | | |
| 93-94 | 2-2 | 1-1 | 1-1 | | | | | | |
| 94-95 | 2-2 | 1-1 | 1-1 | | | | | | |
| 95-96 | 2-2 | 1-1 | 1-1 | | | | | | |
| 96-97 | 2-2 | 1-1 | 1-1 | | | | | | |
| 97-98 | 4-0 | 2-0 | 2-0 | | | | | | |
| 98-99 | 2-2 | 2-0 | 0-2 | | | | | | |
| 99-00 | 3-1 | 2-0 | 1-1 | | | | | | |
| 00-01 | 2-2 | 1-1 | 1-1 | | | | | | |
| 01-02 | 1-3 | 0-2 | 1-1 | | | | | | |
| 02-03 | 3-1 | 1-1 | 2-0 | | | | | | |
| 03-04 | 1-3 | 1-1 | 0-2 | | | | | | |
| TOTALS | OVERALL | HOME | ROAD | NEUTRAL | | | | | |
| SAC-ERA | 44-52 | 29-19 | 15-33 | | | | | | |
| 28 YRS | 59-67 | 39-24 | 20-43 | | | | | | |

DENVER NUGGETS

Pepsi Center, 1000 Chopper Circle • Denver, CO 80204

Phone: (303) 405-1100 — FAX: (303) 405-1315

Home Court (capacity): Pepsi Center (19,155) - opened 1999

www.nuggets.com



2008-09 SERIES SCHEDULE

| Date | Site | Time (PST) |
|------|--------------|------------|
| 12/6 | ARCO Arena | 7:00 p.m. |
| 1/20 | Pepsi Center | 6:00 p.m. |
| 3/8 | ARCO Arena | 6:00 p.m. |
| 4/13 | Pepsi Center | 6:00 p.m. |

2007-08 VS. NUGGETS (1-2)

| Date | Site | W/L | Score |
|-------|--------------|-----|---------|
| 12/8 | Pepsi Center | L | 97-101 |
| 12/23 | ARCO Arena | L | 105-106 |
| 4/5 | Pepsi Center | W | 118-115 |

ALL-TIME SERIES (32 years)

| | Overall | Home | Road |
|----------|---------|-------|-------|
| Sac-Era | 52-43 | 37-11 | 15-32 |
| All-Time | 75-68 | 53-19 | 22-49 |

CURRENT STREAKS

| | Overall | Home | Road |
|-------|---------|------|------|
| Kings | W1 | L2 | W1 |

DIRECTORY

| | |
|---|--|
| Owner | E. Stanley Kroenke |
| Vice President of Basketball Operations | Mark Warkentien |
| Vice President of Player Personnel | Rex Chapman |
| Head Coach | George Karl |
| Assistant Coaches | Adrian Dantley, Tim Grgrucir, John Welch |
| Assistant Coach/Player Development | Jamahl Mosley |
| Assistant Coach/Advanced Scout | Chad Isken |
| Head Athletic Trainer/Traveling Secretary | Jim Gillette |
| Assistant Coach/Strength and Conditioning Coach | Steve Hess |
| Director of Media Relations | Eric Sebastian |
| Media Relations Assistant | Tim Gelt |
| Media Relations Assistant/Website Coordinator | Dan Tolzman |
| Radio | KCKK (1510 AM), Jerry Schemmel, Jason Kosmicki |
| TV | Altitude Sports & Entertainment, Chris Marlowe, Scott Hastings |
| Colors | Blue, Gold, and Red |

BACKGROUND

Founded: 1967-68, Denver Rockets; 1974-75, Denver Nuggets;
 Former member of ABA
 NBA Titles Won: None
 All-Time NBA Record: 1212-1380 (.468)
 2007-08 Record: 50-32 (2nd in Northwest)
 2008-08 Playoff Results: Lost 0-4 to LA Lakers in First Round

SERIES FACTS

Last Home Win: 2/3/07 (94-87)
 Last Road Win: 4/5/08 (118-115)
 Last Home Loss: 12/23/07 (105-106)
 Last Road Loss: 12/8/07 (97-101)
 Biggest Win: 44 (146-102) vs. Denver, 12/22/83
 Biggest Loss: 32 (96-128) @ Denver, 11/13/76

2007-2008 SEASON SERIES (1-2) SACRAMENTO KINGS VS. DENVER

| PLAYER | G-GS | MIN | FG-FGA | PCT | 3FG-A | PCT | FT-FTA | PCT | OFF | DEF | TOT | AST | PF-DQ | STL | TO | BLK | PTS | AVG |
|-------------------|------|-----|---------|------|-------|-------|--------|-------|-----|-----|-----|-----|-------|-----|----|-----|-----|-------|
| Martin | 1-1 | 40 | 10-21 | .476 | 3-7 | .429 | 13-13 | 1.000 | 1 | 3 | 4 | 2 | 1-0 | 3 | 6 | 0 | 36 | 36.0 |
| Garcia | 3-0 | 93 | 20-47 | .426 | 5-15 | .333 | 17-20 | .850 | 2 | 14 | 16 | 8 | 9-0 | 8 | 8 | 1 | 62 | 20.7 |
| Udrih | 2-2 | 79 | 17-35 | .486 | 2-5 | .400 | 0-2 | .000 | 1 | 8 | 9 | 9 | 8-0 | 3 | 7 | 0 | 36 | 18.0 |
| Artest | 2-2 | 86 | 15-34 | .441 | 2-12 | .167 | 2-5 | .400 | 2 | 9 | 11 | 19 | 6-0 | 9 | 7 | 1 | 34 | 17.0 |
| Salmons | 3-3 | 115 | 17-43 | .395 | 4-8 | .500 | 10-12 | .833 | 3 | 15 | 18 | 12 | 6-0 | 10 | 9 | 1 | 48 | 16.0 |
| Moore | 3-3 | 104 | 17-29 | .586 | 0-0 | --- | 10-11 | .909 | 8 | 20 | 28 | 4 | 11-0 | 1 | 4 | 4 | 44 | 14.7 |
| Miller | 2-2 | 65 | 11-21 | .524 | 1-2 | .500 | 6-11 | .545 | 3 | 8 | 11 | 6 | 10-1 | 5 | 7 | 2 | 29 | 14.5 |
| Johnson (TOT) | 3-3 | 79 | 13-24 | .542 | 4-7 | .571 | 0-0 | --- | 1 | 4 | 5 | 20 | 9-0 | 4 | 7 | 0 | 30 | 10.0 |
| Johnson (SAC) | 1-1 | 19 | 2-4 | .500 | 1-1 | 1.000 | 0-0 | --- | 0 | 1 | 1 | 8 | 3-0 | 0 | 4 | 0 | 5 | 5.0 |
| S. Williams (TOT) | 2-0 | 23 | 4-9 | .444 | 0-0 | --- | 0-2 | .000 | 0 | 6 | 6 | 0 | 4-0 | 0 | 0 | 0 | 8 | 4.0 |
| S. Williams (SAC) | 1-0 | 19 | 4-7 | .571 | 0-0 | --- | 0-2 | .000 | 0 | 5 | 5 | 0 | 3-0 | 0 | 0 | 0 | 8 | 8.0 |
| Hawes | 3-1 | 50 | 5-17 | .294 | 0-2 | .000 | 0-0 | --- | 6 | 6 | 12 | 3 | 9-1 | 3 | 0 | 0 | 10 | 3.3 |
| Douby | 3-0 | 30 | 2-8 | .250 | 1-4 | .250 | 1-2 | .500 | 5 | 3 | 8 | 6 | 5-0 | 0 | 3 | 0 | 6 | 2.0 |
| Jones | 1-0 | 4 | 0-0 | --- | 0-0 | --- | 2-2 | 1.000 | 0 | 0 | 0 | 0 | 0-0 | 0 | 0 | 0 | 2 | 2.0 |
| Thomas | 1-0 | 14 | 0-0 | --- | 0-0 | --- | 0-0 | --- | 0 | 2 | 2 | 0 | 4-0 | 0 | 0 | 0 | 0 | 0.0 |
| Wright (TOT) | 1-0 | 2 | 0-2 | .000 | 0-0 | --- | 0-0 | --- | 0 | 0 | 0 | 0 | 1-0 | 0 | 1 | 0 | 0 | 0.0 |
| Wright (SAC) | 1-0 | 2 | 0-2 | .000 | 0-0 | --- | 0-0 | --- | 0 | 0 | 0 | 0 | 1-0 | 0 | 1 | 0 | 0 | 0.0 |
| KINGS | 3 | 720 | 120-268 | .448 | 19-56 | .339 | 61-80 | .763 | 31 | 94 | 125 | 77 | 76-2 | 42 | 60 | 9 | 320 | 106.7 |
| NUGGETS | 3 | 720 | 116-259 | .448 | 19-74 | .257 | 71-91 | .780 | 40 | 103 | 143 | 76 | 63-1 | 29 | 67 | 30 | 322 | 107.3 |

2007-2008 SEASON SERIES (2-1) DENVER NUGGETS VS. SACRAMENTO

| PLAYER | G-GS | MIN | FG-FGA | PCT | 3FG-A | PCT | FT-FTA | PCT | OFF | DEF | TOT | AST | PF-DQ | STL | TO | BLK | PTS | AVG |
|-------------|------|-----|---------|------|-------|------|--------|-------|-----|-----|-----|-----|-------|-----|----|-----|-----|-------|
| Anthony | 3-3 | 119 | 35-61 | .574 | 3-10 | .300 | 18-18 | 1.000 | 8 | 22 | 30 | 7 | 9-0 | 4 | 11 | 5 | 91 | 30.3 |
| Martin | 1-1 | 38 | 8-10 | .800 | 0-0 | --- | 4-8 | .500 | 5 | 7 | 12 | 1 | 2-0 | 3 | 4 | 5 | 20 | 20.0 |
| Iverson | 3-3 | 132 | 17-48 | .354 | 5-17 | .294 | 18-20 | .900 | 3 | 5 | 8 | 22 | 6-0 | 5 | 10 | 2 | 57 | 19.0 |
| Kleiza | 3-1 | 88 | 15-36 | .417 | 4-11 | .364 | 15-18 | .833 | 6 | 10 | 16 | 7 | 7-0 | 1 | 8 | 3 | 49 | 16.3 |
| Smith | 3-0 | 55 | 12-31 | .387 | 6-24 | .250 | 6-10 | .600 | 0 | 6 | 6 | 0 | 6-0 | 3 | 10 | 0 | 36 | 12.0 |
| Camby | 3-3 | 108 | 13-24 | .542 | 0-0 | --- | 5-7 | .714 | 10 | 31 | 41 | 17 | 10-0 | 2 | 10 | 8 | 31 | 10.3 |
| Carter | 3-3 | 79 | 9-24 | .375 | 0-4 | .000 | 3-4 | .750 | 1 | 5 | 6 | 17 | 10-0 | 6 | 9 | 2 | 21 | 7.0 |
| Najera | 3-0 | 58 | 6-14 | .429 | 0-2 | .000 | 2-4 | .500 | 7 | 14 | 21 | 2 | 9-1 | 3 | 2 | 4 | 14 | 4.7 |
| Atkins | 2-0 | 25 | 1-7 | .143 | 1-5 | .200 | 0-0 | --- | 0 | 2 | 2 | 2 | 1-0 | 2 | 1 | 0 | 3 | 1.5 |
| Diawara | 1-1 | 6 | 0-2 | .000 | 0-1 | .000 | 0-0 | --- | 0 | 0 | 0 | 0 | 1-0 | 0 | 0 | 0 | 0 | 0.0 |
| Hilario | 1-0 | 11 | 0-2 | .000 | 0-0 | --- | 0-2 | .000 | 0 | 1 | 1 | 1 | 2-0 | 0 | 0 | 1 | 0 | 0.0 |
| Jones (TOT) | 1-0 | 1 | 0-0 | --- | 0-0 | --- | 0-0 | --- | 0 | 0 | 0 | 0 | 0-0 | 0 | 0 | 0 | 0 | 0.0 |
| Jones (DEN) | 1-0 | 1 | 0-0 | --- | 0-0 | --- | 0-0 | --- | 0 | 0 | 0 | 0 | 0-0 | 0 | 0 | 0 | 0 | 0.0 |
| NUGGETS | 3 | 720 | 116-259 | .448 | 19-74 | .257 | 71-91 | .780 | 40 | 103 | 143 | 76 | 63-1 | 29 | 67 | 30 | 322 | 107.3 |
| KINGS | 3 | 720 | 120-268 | .448 | 19-56 | .339 | 61-80 | .763 | 31 | 94 | 125 | 77 | 76-2 | 42 | 60 | 9 | 320 | 106.7 |

DENVER NUGGETS

| DATE | W/L | H/A | SCORE | +/- |
|----------|-----|-----|----------|-----|
| 10/26/85 | L | A | 112-123 | -11 |
| 11/23/85 | L | A | 118-122 | -4 |
| 1/4/86 | W | H | 112-107 | +5 |
| 1/28/86 | W | H | 125-120 | +5 |
| 3/16/86 | L | A | 113-119 | -6 |
| 3/18/86 | W | H | 117-113 | +4 |
| 11/12/86 | W | A | 110-108 | +2 |
| 12/16/86 | L | H | 119-120 | -1 |
| 1/6/87 | W | H | 112-104 | +8 |
| 1/31/87 | L | A | 113-142 | -29 |
| 3/2/87 | W | A | 117-114 | +3 |
| 4/16/87 | W | H | 123-117 | +6 |
| 11/10/87 | W | H | 134-123 | +11 |
| 11/14/87 | L | A | 109-130 | -21 |
| 12/2/87 | L | A | 120-147 | -27 |
| 3/7/88 | W | H | 116-114* | +2 |
| 3/29/88 | L | H | 103-107 | -4 |
| 3/31/88 | L | A | 111-121 | -10 |
| 12/1/88 | L | H | 126-133* | -7 |
| 1/16/89 | L | A | 110-116 | -6 |
| 4/4/89 | L | A | 124-128 | -4 |
| 4/13/89 | W | H | 121-112 | +9 |
| 11/8/89 | L | A | 84-102 | -18 |
| 12/15/89 | L | A | 112-121 | -9 |
| 1/4/90 | L | H | 98-112 | -14 |
| 4/10/90 | L | H | 113-121 | -8 |
| 11/29/90 | L | A | 128-136 | -8 |
| 12/26/90 | L | H | 112-128 | -16 |
| 3/29/91 | L | A | 122-140 | -18 |
| 4/18/91 | W | H | 123-104 | +19 |
| 1/13/92 | L | A | 109-111 | -2 |
| 1/21/92 | W | H | 94-85 | +9 |
| 3/17/92 | L | A | 100-118 | -18 |
| 4/9/92 | W | H | 124-107 | +17 |
| 11/25/92 | L | A | 99-114 | -15 |
| 1/5/93 | W | H | 126-106 | +20 |
| 2/5/93 | L | A | 103-116 | -13 |
| 4/6/93 | L | H | 100-101 | -1 |
| 11/5/93 | W | H | 109-100 | +9 |
| 1/8/94 | L | A | 98-104 | -6 |
| 2/4/94 | L | H | 83-108 | -25 |
| 3/18/94 | W | A | 115-103 | +12 |
| 11/25/94 | W | H | 108-105* | +3 |
| 3/16/95 | L | A | 101-123 | -22 |
| 3/20/95 | W | H | 91-89 | +2 |
| 4/23/95 | L | A | 89-102 | -13 |
| 11/28/95 | W | H | 91-85 | +6 |
| 1/4/96 | W | H | 126-96 | +30 |
| 1/20/96 | W | A | 115-110 | +5 |
| 4/15/96 | W | A | 90-86 | +4 |
| 12/18/96 | L | A | 79-95 | -16 |
| 1/7/97 | L | H | 96-109 | -13 |
| 3/1/97 | W | A | 113-107 | +6 |
| 3/5/97 | W | H | 105-100 | +5 |
| 11/25/97 | W | H | 97-93 | +4 |
| 2/4/98 | W | A | 101-99 | +2 |
| 2/12/98 | W | H | 87-84 | +3 |
| 4/9/98 | L | A | 103-128 | -25 |
| 4/10/99 | W | H | 110-104 | +6 |
| 4/17/99 | W | H | 119-97 | +22 |
| 5/3/99 | W | A | 112-104 | +8 |

| DATE | W/L | H/A | SCORE | +/- |
|----------|-----|-----|----------|-----|
| 11/14/99 | W | H | 126-116 | +10 |
| 12/16/99 | L | A | 106-116 | -10 |
| 2/10/00 | W | H | 96-84 | +12 |
| 2/21/00 | L | A | 117-123* | -6 |
| 1/21/01 | L | A | 93-106 | -13 |
| 2/16/01 | W | H | 117-84 | +33 |
| 3/9/01 | W | H | 110-104 | +6 |
| 4/18/01 | L | A | 100-110 | -10 |
| 11/3/01 | W | A | 106-94 | +12 |
| 1/16/02 | W | A | 112-107 | +5 |
| 2/1/02 | W | H | 132-96 | +36 |
| 3/21/02 | W | H | 118-82 | +36 |
| 12/4/02 | W | A | 92-90 | +2 |
| 12/6/02 | W | H | 98-77 | +21 |
| 1/4/03 | W | A | 87-76 | +11 |
| 4/11/03 | W | H | 105-103 | +2 |
| 11/1/03 | L | A | 88-109 | -21 |
| 1/11/04 | W | H | 117-106 | +11 |
| 2/8/04 | W | H | 115-92 | +23 |
| 4/12/04 | L | A | 89-97 | -8 |
| 11/14/04 | W | H | 101-89 | +12 |
| 1/11/05 | W | H | 109-100 | +9 |
| 3/26/05 | L | A | 99-113 | -14 |
| 11/9/05 | L | A | 91-107 | -16 |
| 11/11/05 | W | H | 101-85 | +16 |
| 1/31/06 | W | H | 98-91 | +7 |
| 4/15/06 | W | A | 100-82 | +18 |
| 12/22/06 | W | A | 101-96 | +5 |
| 2/3/07 | W | H | 94-87 | +7 |
| 3/11/07 | L | H | 101-113 | -12 |
| 4/4/07 | L | A | 115-120 | -5 |
| 12/8/07 | L | A | 97-101 | -4 |
| 12/23/07 | L | H | 105-106 | -1 |
| 4/5/08 | W | A | 118-115 | +3 |

DENVER

| OVR | HM | RD | NTL | OVR | HM | RD | NTL |
|----------------|----------------|--------------|--------------|----------------|-----|-----|-----|
| 76-77 | 1-3 | 1-1 | 0-2 | 01-02 | 4-0 | 2-0 | 2-0 |
| 77-78 | 2-2 | 2-0 | 0-2 | 02-03 | 4-0 | 2-0 | 2-0 |
| 78-79 | 3-1 | 1-1 | 2-0 | 03-04 | 2-2 | 2-0 | 0-2 |
| 79-80 | 6-0 | 3-0 | 3-0 | 04-05 | 2-1 | 2-0 | 0-1 |
| 80-81 | 2-4 | 1-2 | 1-2 | 05-06 | 3-1 | 2-0 | 1-1 |
| 81-82 | 2-4 | 2-1 | 0-3 | 06-07 | 2-2 | 1-1 | 1-1 |
| 82-83 | 3-3 | 3-0 | 0-3 | 07-08 | 1-2 | 0-1 | 1-1 |
| 83-84 | 2-4 | 2-1 | 0-3 | | | | |
| 84-85 | 2-4 | 1-2 | 1-2 | | | | |
| 85-86 | 3-3 | 3-0 | 0-3 | | | | |
| 86-87 | 4-2 | 2-1 | 2-1 | | | | |
| 87-88 | 2-4 | 2-1 | 0-3 | | | | |
| 88-89 | 1-3 | 1-1 | 0-2 | | | | |
| 89-90 | 0-4 | 0-2 | 0-2 | | | | |
| 90-91 | 1-3 | 1-1 | 0-2 | | | | |
| 91-92 | 2-2 | 2-0 | 0-2 | | | | |
| 92-93 | 1-3 | 1-1 | 0-2 | | | | |
| 93-94 | 2-2 | 1-1 | 1-1 | | | | |
| 94-95 | 2-2 | 2-0 | 0-2 | | | | |
| 95-96 | 4-0 | 2-0 | 2-0 | | | | |
| 96-97 | 2-2 | 1-1 | 1-1 | | | | |
| 97-98 | 3-1 | 2-0 | 1-1 | | | | |
| 98-99 | 3-0 | 2-0 | 1-0 | | | | |
| 99-00 | 2-2 | 2-0 | 0-2 | | | | |
| 00-01 | 2-2 | 2-0 | 0-2 | | | | |
| TOTALS | OVERALL | HOME | ROAD | NEUTRAL | | | |
| SAC-ERA | 52-43 | 37-11 | 15-32 | | | | |
| 32 YRS | 75-68 | 53-19 | 22-49 | | | | |

DETROIT PISTONS

The Palace of Auburn Hills • 5 Championship Drive • Auburn Hills, MI 48326

Phone: (248) 377-0100 — FAX: (248) 377-3260

Home Court (capacity): The Palace of Auburn Hills (22,076) - opened 1988

www.pistons.com



2008-09 SERIES SCHEDULE

| Date | Site | Time (PST) |
|-------|-------------|------------|
| 11/11 | ARCO Arena | 7:00 p.m. |
| 1/2 | Palace - AH | 5:00 p.m. |

2007-08 VS. PISTONS (2-0)

| Date | Site | W/L | Score |
|-------|-------------|-----|--------|
| 11/18 | ARCO Arena | W | 105-95 |
| 1/18 | Palace - AH | W | 100-93 |

ALL-TIME SERIES (60 years)

| | Overall | Home | Road |
|----------|---------|------|------|
| Sac-Era | 21-23 | 13-9 | 8-14 |
| All-Time | 114-120 | | |

CURRENT STREAKS

| | Overall | Home | Road |
|-------|---------|------|------|
| Kings | W2 | W2 | W1 |

DIRECTORY

| | |
|--|---|
| Managing Partner | William Davidson |
| President, Palace Sports & Entertainment | Tom Wilson |
| President of Basketball Operations | Joe Dumars |
| Vice President, Basketball Operations | Scott Perry |
| Head Coach | Michael Curry |
| Assistant Coaches | Dave Cowens, Darrell Walker, Pat Sullivan, Harold Ellis |
| Athletic Trainer | Mike Abdenour |
| Vice President, Public Relations | Matt Dobek |
| Director, Media Relations | Kevin Grigg |
| Assistant Director, Media Relations | Cletus Lewis, Jr. |
| Media Relations Assistant | Michelle Fikany |
| Radio | WDFN (1130 AM), George Blaha, Mark Champion, Rick Mahorn |
| TV | WMYD (Ch. 20), WDIV-TV (Ch. 4), George Blaha, Greg Kelsner, Eli Zaret |
| Cable | FSN Detroit, George Blaha, Greg Kelsner |
| Colors | Red, White, Blue |

BACKGROUND

Founded: 1948-49, Fort Wayne Pistons; 1957-58, Detroit Pistons
 NBA Titles Won: 3, 1988-89, 1989-90, 2003-04
 All-Time NBA Record: 2361-2367 (.499)
 2007-08 Record: 59-23 (1st in Central)
 2007-08 Playoff Results: Won 4-2 over Philadelphia in First Round, Won 4-1 over Orlando in Eastern Conference Semifinals, Lost 2-4 to Boston in Eastern Conference Finals

SERIES FACTS

Last Home Win: 11/18/07 (105-95)
 Last Road Win: 1/18/08 (100-93)
 Last Home Loss: 11/8/05 (88-102)
 Last Road Loss: 1/20/07 (74-91)
 Biggest Win: 34 (130-96) vs. Detroit, 12/31/57
 Biggest Loss: 44 (100-144) @ Detroit, 2/18/73

2007-2008 SEASON SERIES (2-0) SACRAMENTO KINGS VS. DETROIT

| PLAYER | G-GS | MIN | FG-FGA | PCT | 3FG-A | PCT | FT-FTA | PCT | OFF | DEF | TOT | AST | PF-DQ | STL | TO | BLK | PTS | AVG |
|-------------------|------|-----|--------|------|-------|------|--------|-------|-----|-----|-----|-----|-------|-----|----|-----|-----|-------|
| Martin | 2-1 | 74 | 14-31 | .452 | 3-10 | .300 | 12-14 | .857 | 1 | 14 | 15 | 4 | 6-0 | 2 | 0 | 0 | 43 | 21.5 |
| Udrih | 2-2 | 64 | 14-20 | .700 | 0-2 | .000 | 7-7 | 1.000 | 2 | 8 | 10 | 9 | 4-0 | 1 | 3 | 1 | 35 | 17.5 |
| Artest | 2-1 | 66 | 10-24 | .417 | 5-13 | .385 | 9-14 | .643 | 1 | 4 | 5 | 8 | 8-0 | 4 | 2 | 1 | 34 | 17.0 |
| Bibby | 1-0 | 30 | 6-13 | .462 | 2-5 | .400 | 2-2 | 1.000 | 0 | 5 | 5 | 4 | 3-0 | 0 | 4 | 0 | 16 | 16.0 |
| Miller | 2-2 | 77 | 9-19 | .474 | 0-1 | .000 | 14-17 | .824 | 4 | 14 | 18 | 9 | 7-0 | 1 | 3 | 0 | 32 | 16.0 |
| Moore | 2-2 | 62 | 8-13 | .615 | 0-0 | --- | 0-0 | --- | 3 | 11 | 14 | 2 | 7-0 | 2 | 2 | 1 | 16 | 8.0 |
| Garcia | 2-1 | 49 | 8-16 | .375 | 2-7 | .286 | 1-3 | .333 | 1 | 4 | 5 | 8 | 5-0 | 2 | 2 | 1 | 15 | 7.5 |
| Johnson (TOT) | 3-3 | 67 | 8-21 | .381 | 0-3 | .000 | 0-0 | --- | 0 | 4 | 4 | 9 | 7-0 | 2 | 3 | 0 | 16 | 5.3 |
| Hawes | 2-0 | 19 | 2-3 | .667 | 0-0 | --- | 4-4 | 1.000 | 0 | 4 | 4 | 0 | 2-0 | 1 | 0 | 0 | 8 | 4.0 |
| S. Williams (TOT) | 3-0 | 52 | 4-11 | .364 | 0-0 | --- | 4-6 | .667 | 3 | 9 | 12 | 1 | 4-0 | 2 | 1 | 1 | 12 | 4.0 |
| Salmons | 2-1 | 39 | 2-6 | .333 | 0-1 | .000 | 2-3 | .667 | 0 | 3 | 3 | 3 | 2-0 | 0 | 4 | 0 | 6 | 3.0 |
| Wright (TOT) | 2-1 | 32 | 2-4 | .500 | 0-0 | --- | 2-4 | .500 | 2 | 10 | 12 | 1 | 5-0 | 0 | 0 | 1 | 6 | 3.0 |
| J. Williams | 1-0 | 2 | 0-0 | --- | 0-0 | --- | 0-0 | --- | 0 | 0 | 0 | 0 | 1-0 | 0 | 1 | 0 | 0 | 0.0 |
| KINGS | 2 | 480 | 71-145 | .490 | 12-39 | .308 | 51-64 | .797 | 12 | 67 | 79 | 47 | 45-0 | 13 | 22 | 4 | 205 | 102.5 |
| PISTONS | 2 | 480 | 70-155 | .452 | 10-32 | .313 | 38-63 | .603 | 25 | 52 | 77 | 44 | 46-1 | 12 | 22 | 9 | 188 | 94.0 |

2007-2008 SEASON SERIES (0-2) DETROIT PISTONS VS. SACRAMENTO

| PLAYER | G-GS | MIN | FG-FGA | PCT | 3FG-A | PCT | FT-FTA | PCT | OFF | DEF | TOT | AST | PF-DQ | STL | TO | BLK | PTS | AVG |
|----------------|------|-----|--------|-------|-------|------|--------|-------|-----|-----|-----|-----|-------|-----|----|-----|-----|-------|
| Billups | 2-2 | 70 | 12-28 | .429 | 5-11 | .455 | 13-13 | 1.000 | 1 | 8 | 9 | 19 | 6-0 | 3 | 3 | 1 | 42 | 21.0 |
| Hamilton | 2-2 | 77 | 15-28 | .536 | 1-3 | .333 | 9-12 | .750 | 2 | 4 | 6 | 8 | 5-0 | 2 | 6 | 1 | 40 | 20.0 |
| Prince | 2-2 | 77 | 13-23 | .565 | 2-3 | .667 | 6-9 | .667 | 3 | 6 | 9 | 6 | 2-0 | 1 | 3 | 2 | 34 | 17.0 |
| McDyess | 1-1 | 35 | 7-13 | .538 | 0-0 | --- | 0-0 | --- | 0 | 8 | 11 | 0 | 5-0 | 1 | 0 | 0 | 14 | 14.0 |
| Wallace | 2-2 | 74 | 10-22 | .455 | 1-8 | .125 | 3-6 | .500 | 6 | 13 | 19 | 6 | 7-0 | 2 | 1 | 2 | 24 | 12.0 |
| Ratliff (TOT) | 2-2 | 59 | 8-12 | .667 | 0-1 | .000 | 5-7 | .714 | 5 | 7 | 12 | 2 | 10-0 | 0 | 3 | 8 | 21 | 10.5 |
| Hayes | 2-0 | 32 | 3-13 | .231 | 1-4 | .250 | 3-5 | .600 | 2 | 2 | 4 | 0 | 1-0 | 0 | 3 | 0 | 10 | 5.0 |
| Maxiell | 2-1 | 37 | 4-10 | .400 | 0-0 | --- | 2-7 | .286 | 4 | 5 | 9 | 0 | 8-1 | 2 | 2 | 2 | 10 | 5.0 |
| Mohammed | 1-0 | 12 | 2-2 | 1.000 | 0-0 | --- | 0-4 | .000 | 3 | 1 | 4 | 1 | 3-0 | 0 | 1 | 1 | 4 | 4.0 |
| Murray | 1-0 | 18 | 2-6 | .333 | 0-0 | --- | 0-0 | --- | 0 | 0 | 0 | 2 | 0-0 | 1 | 0 | 0 | 4 | 4.0 |
| Affalo | 2-0 | 11 | 2-6 | .333 | 0-2 | .000 | 1-1 | 1.000 | 0 | 0 | 0 | 1 | 1-0 | 0 | 0 | 0 | 5 | 2.5 |
| Samb | 1-0 | 6 | 0-0 | --- | 0-0 | --- | 1-2 | .500 | 0 | 0 | 0 | 0 | 3-0 | 0 | 0 | 0 | 1 | 1.0 |
| Dixon (TOT) | 1-0 | 7 | 0-2 | .000 | 0-1 | .000 | 0-0 | --- | 2 | 1 | 3 | 2 | 0-0 | 0 | 0 | 0 | 0 | 0.0 |
| Herrmann (TOT) | 1-0 | 5 | 0-0 | --- | 0-0 | --- | 0-0 | --- | 0 | 3 | 3 | 0 | 0-0 | 0 | 0 | 0 | 0 | 0.0 |
| Herrmann (DET) | 1-0 | 5 | 0-0 | --- | 0-0 | --- | 0-0 | --- | 0 | 3 | 3 | 0 | 0-0 | 0 | 0 | 0 | 0 | 0.0 |
| Johnson | 1-0 | 15 | 0-0 | --- | 0-0 | --- | 0-0 | --- | 1 | 2 | 3 | 0 | 3-0 | 0 | 2 | 0 | 0 | 0.0 |
| Stuckey | 1-0 | 10 | 0-4 | .000 | 0-1 | .000 | 0-0 | --- | 0 | 0 | 0 | 1 | 2-0 | 0 | 0 | 0 | 0 | 0.0 |
| PISTONS | 2 | 480 | 70-155 | .452 | 10-32 | .313 | 38-63 | .603 | 25 | 52 | 77 | 44 | 46-1 | 12 | 22 | 9 | 188 | 94.0 |
| KINGS | 2 | 480 | 71-145 | .490 | 12-39 | .308 | 51-64 | .797 | 12 | 67 | 79 | 47 | 45-0 | 13 | 22 | 4 | 205 | 102.5 |

DETROIT PISTONS

| DATE | W/L | H/A | SCORE | +/- |
|----------|-----|-----|---------|-----|
| 12/7/85 | W | A | 122-112 | +10 |
| 12/17/85 | W | H | 132-121 | +11 |
| 12/10/86 | L | A | 101-108 | -7 |
| 1/24/87 | W | H | 138-113 | +25 |
| 2/23/88 | L | H | 105-121 | -16 |
| 3/14/88 | L | A | 97-109 | -12 |
| 1/29/89 | L | A | 97-122 | -25 |
| 2/16/89 | L | H | 84-95 | -11 |
| 11/28/89 | L | H | 81-93 | -12 |
| 3/6/90 | L | A | 91-101 | -10 |
| 11/25/90 | L | A | 92-105 | -13 |
| 12/8/90 | L | H | 93-104 | -11 |
| 1/8/92 | L | A | 95-114 | -19 |
| 3/14/92 | L | H | 83-89 | -6 |
| 3/16/93 | L | H | 110-113 | -3 |
| 4/2/93 | L | A | 100-109 | -9 |
| 12/30/93 | L | A | 97-91 | +6 |
| 3/14/94 | L | H | 102-108 | -6 |
| 1/5/95 | W | H | 94-88 | +6 |
| 2/20/95 | L | A | 93-99 | -6 |
| 2/3/96 | W | A | 94-85 | +9 |
| 2/26/96 | L | H | 78-93 | -15 |
| 12/1/96 | L | A | 66-95 | -29 |
| 1/22/97 | W | H | 97-92 | +5 |
| 2/23/98 | L | A | 85-111 | -26 |
| 3/4/98 | W | H | 109-89 | +20 |
| 2/2/00 | W | A | 113-110 | +3 |
| 3/24/00 | W | H | 113-103 | +10 |
| 11/3/00 | W | A | 100-93 | +7 |
| 3/22/01 | W | H | 103-98 | +5 |
| 12/18/01 | W | H | 102-98 | +4 |
| 4/3/02 | W | A | 107-86 | +21 |
| 2/25/03 | W | H | 81-75 | +6 |
| 3/30/03 | L | A | 88-99 | -11 |
| 11/11/03 | W | H | 97-91 | +6 |
| 2/11/04 | W | A | 96-94 | +2 |
| 3/6/05 | W | H | 100-85 | +15 |
| 3/30/05 | L | A | 82-99 | -17 |
| 11/8/05 | L | H | 88-102 | -14 |
| 12/14/05 | L | A | 98-109 | -11 |
| 11/8/06 | W | H | 99-86 | +13 |
| 1/20/07 | L | A | 74-91 | -17 |
| 11/18/07 | W | H | 105-95 | +10 |
| 1/18/08 | W | A | 100-93 | +7 |

| DETROIT | | | | | | | | | | | |
|----------------|----------------|-----------------|-------------|----------------|-----|-----|-----|--|--|--|--|
| OVR | HM | RD | NTL | OVR | HM | RD | NTL | | | | |
| 57-72 | 68-71 | (Ft. Wayne Era) | 96-97 | 1-1 | 1-0 | 0-1 | | | | | |
| 72-73 | 3-3 | 3-0 | 0-3 | 97-98 | 1-1 | 1-0 | 0-1 | | | | |
| 73-74 | 2-4 | 2-1 | 0-3 | 98-99 | 0-0 | 0-0 | 0-0 | | | | |
| 74-75 | 6-2 | 4-0 | 2-2 | 99-00 | 2-0 | 1-0 | 1-0 | | | | |
| 75-76 | 2-5 | 2-2 | 0-3 | 00-01 | 2-0 | 1-0 | 1-0 | | | | |
| 76-77 | 0-4 | 0-2 | 0-2 | 01-02 | 2-0 | 1-0 | 1-0 | | | | |
| 77-78 | 3-1 | 2-0 | 1-1 | 02-03 | 1-1 | 1-0 | 0-1 | | | | |
| 78-79 | 2-0 | 2-0 | 0-2 | 03-04 | 2-0 | 1-0 | 1-0 | | | | |
| 79-80 | 2-0 | 1-0 | 0-0 | 04-05 | 1-1 | 1-0 | 0-1 | | | | |
| 80-81 | 1-1 | 1-0 | 0-1 | 05-06 | 0-2 | 0-1 | 0-1 | | | | |
| 81-82 | 0-2 | 0-1 | 0-1 | 06-07 | 1-1 | 1-0 | 0-1 | | | | |
| 82-83 | 2-0 | 1-0 | 1-0 | 07-08 | 2-0 | 1-0 | 1-0 | | | | |
| 83-84 | 1-1 | 1-0 | 0-1 | | | | | | | | |
| 84-85 | 1-1 | 1-0 | 0-1 | | | | | | | | |
| 85-86 | 2-0 | 1-0 | 1-0 | | | | | | | | |
| 86-87 | 1-1 | 1-0 | 0-1 | | | | | | | | |
| 87-88 | 0-2 | 0-1 | 0-1 | | | | | | | | |
| 88-89 | 0-2 | 0-1 | 0-1 | | | | | | | | |
| 89-90 | 0-2 | 0-1 | 0-1 | | | | | | | | |
| 90-91 | 0-2 | 0-1 | 0-1 | | | | | | | | |
| 91-92 | 0-2 | 0-1 | 0-1 | | | | | | | | |
| 92-93 | 0-2 | 0-1 | 0-1 | | | | | | | | |
| 93-94 | 1-1 | 0-1 | 1-0 | | | | | | | | |
| 94-95 | 1-1 | 1-0 | 0-1 | | | | | | | | |
| 95-96 | 1-1 | 0-1 | 1-0 | | | | | | | | |
| TOTALS | OVERALL | HOME | ROAD | NEUTRAL | | | | | | | |
| SAC-ERA | 21-23 | 13-9 | 8-14 | | | | | | | | |
| 60 YRS | 114-120 | | | | | | | | | | |



ISIAH THOMAS

GOLDEN STATE WARRIORS

1011 Broadway • Oakland, CA 94607

Phone: (510) 986-2200 — FAX: (510) 452-0142

Home Court (capacity): ORACLE Arena (19,596) - opened 1997

www.warriors.com



DIRECTORY

Owner & Managing Member..... Christopher Cohan
 Co-Owners..... Michael Marks, Jim Davidson, John Thompson,
 Fred Harman
 President..... Robert Rowell
 Executive Vice President, Basketball Operations..... Chris Mullin
 Assistant General Manager..... Pete D'Alessandro
 Head Coach..... Don Nelson
 Assistant Coaches..... Sidney Moncrief, Larry Riley, Stephen Silas,
 Keith Smart, Russell Turner
 Head Athletic Trainer..... Tom Abdenour
 Pro Scout..... Mike Riley
 Executive Director, Public Relations..... Raymond Ridder
 Director, Public Relations..... Dan Martinez
 Assistant, Public Relations..... Benjamin Chen
 Radio..... KNBR (680/1050 AM), Tim Roye
 TV..... Comcast SportsNet Bay Area (cable), Bob Fitzgerald, Jim Barnett
 Colors..... Midnight Blue, California Yellow, Golden Gate Orange, Sky Blue

2008-09 SERIES SCHEDULE

| Date | Site | Time (PST) |
|------|--------------|------------|
| 11/9 | ARCO Arena | 6:00 p.m. |
| 1/14 | Oracle Arena | 7:30 p.m. |
| 4/1 | Oracle Arena | 7:30 p.m. |
| 4/5 | ARCO Arena | 6:00 p.m. |

2007-08 VS. WARRIORS (1-3)

| Date | Site | W/L | Score |
|-------|--------------|-----|---------|
| 11/28 | ORACLE Arena | L | 96-103 |
| 2/9 | ORACLE Arena | L | 102-105 |
| 3/18 | ARCO Arena | W | 122-105 |
| 4/8 | ARCO Arena | L | 132-140 |

ALL-TIME SERIES (60 years)

| | Overall | Home | Road |
|----------|---------|-------|-------|
| Sac-Era | 54-47 | 34-16 | 20-31 |
| All-Time | 175-175 | | |

CURRENT STREAKS

| | Overall | Home | Road |
|-------|---------|------|------|
| Kings | L1 | L1 | L4 |

BACKGROUND

Founded:..... 1946-47, Philadelphia Warriors; 1962-63,
 San Francisco Warriors; 1971-72, Golden State Warriors
 NBA Titles Won:..... 3, 1946-47, 1955-56, 1974-75
 All-Time NBA Record:..... 2238-2596 (.463)
 2007-08 Record:..... 48-34 (3rd in Pacific)
 2007-08 Playoff Results:..... Did not qualify

SERIES FACTS

Last Home Win:..... 3/18/08 (122-105)
 Last Road Win:..... 3/31/06 (96-93)
 Last Home Loss:..... 11/28/07 (96-103)
 Last Road Loss:..... 4/8/08 (132-140)
 Biggest Win:..... 32 (85-53) vs. Phil., 11/5/49
 Biggest Loss:..... 62 (91-153) @ GS, 11/2/91

2007-2008 SEASON SERIES (1-3) SACRAMENTO KINGS VS. GOLDEN STATE

| PLAYER | G-GS | MIN | FG-FGA | PCT | 3FG-A | PCT | FT-FTA | PCT | OFF | DEF | TOT | AST | PF-DQ | STL | TO BLK | PTS | AVG | |
|-------------------|------|-----|---------|------|--------|------|---------|-------|-----|-----|-----|-----|-------|-----|--------|-----|-----|-------|
| Martin | 4-4 | 159 | 31-68 | .456 | 6-18 | .333 | 32-39 | .821 | 4 | 23 | 27 | 9 | 13-0 | 4 | 9 | 0 | 100 | 25.0 |
| Bibby | 1-1 | 33 | 10-21 | .476 | 2-6 | .333 | 2-3 | .667 | 1 | 1 | 2 | 7 | 5-0 | 1 | 4 | 0 | 24 | 24.0 |
| Artest | 3-3 | 116 | 27-65 | .415 | 3-11 | .273 | 13-22 | .591 | 9 | 18 | 27 | 7 | 10-0 | 7 | 9 | 3 | 70 | 23.3 |
| Garcia | 3-0 | 73 | 18-33 | .545 | 3-9 | .333 | 7-9 | .778 | 1 | 7 | 8 | 3 | 7-0 | 6 | 3 | 3 | 46 | 15.3 |
| Salmons | 4-1 | 107 | 18-35 | .514 | 2-5 | .400 | 9-9 | 1.000 | 7 | 13 | 20 | 5 | 7-0 | 3 | 7 | 2 | 47 | 11.8 |
| Miller | 3-3 | 113 | 8-19 | .421 | 0-2 | .000 | 18-20 | .900 | 8 | 36 | 44 | 8 | 9-1 | 4 | 4 | 4 | 34 | 11.3 |
| Udrih | 3-1 | 82 | 15-35 | .429 | 0-3 | .000 | 2-2 | 1.000 | 4 | 8 | 12 | 5 | 10-0 | 1 | 7 | 0 | 32 | 10.7 |
| Moore | 4-4 | 118 | 14-19 | .737 | 0-0 | --- | 7-8 | .875 | 8 | 15 | 23 | 7 | 20-2 | 1 | 8 | 4 | 35 | 8.8 |
| Johnson (TOT) | 2-2 | 52 | 5-14 | .357 | 2-5 | .400 | 3-4 | .750 | 3 | 4 | 7 | 16 | 4-0 | 1 | 5 | 1 | 15 | 7.5 |
| Johnson (SAC) | 2-2 | 52 | 5-14 | .357 | 2-5 | .400 | 3-4 | .750 | 3 | 4 | 7 | 16 | 4-0 | 1 | 5 | 1 | 15 | 7.5 |
| Douby | 4-0 | 36 | 9-12 | .750 | 1-3 | .333 | 4-4 | 1.000 | 1 | 1 | 2 | 3 | 7-0 | 1 | 0 | 0 | 23 | 5.8 |
| Hawes | 3-1 | 42 | 6-15 | .400 | 0-0 | --- | 4-6 | .667 | 4 | 4 | 8 | 3 | 5-0 | 1 | 4 | 1 | 16 | 5.3 |
| S. Williams (TOT) | 2-0 | 29 | 4-11 | .364 | 0-0 | --- | 2-2 | 1.000 | 3 | 4 | 7 | 1 | 5-0 | 0 | 3 | 0 | 10 | 5.0 |
| S. Williams (SAC) | 2-0 | 29 | 4-11 | .364 | 0-0 | --- | 2-2 | 1.000 | 3 | 4 | 7 | 1 | 5-0 | 0 | 3 | 0 | 10 | 5.0 |
| Jones | 1-0 | 2 | 0-0 | --- | 0-0 | --- | 0-0 | --- | 0 | 0 | 0 | 0 | 0-0 | 0 | 1 | 0 | 0 | 0.0 |
| KINGS | 4 | 960 | 165-347 | .476 | 19-62 | .306 | 103-128 | .805 | 53 | 134 | 187 | 74 | 102-3 | 30 | 65 | 19 | 452 | 113.0 |
| WARRIORS | 4 | 960 | 158-359 | .440 | 30-113 | .265 | 107-149 | .718 | 64 | 122 | 186 | 83 | 107-1 | 43 | 59 | 24 | 453 | 113.3 |

2007-2008 SEASON SERIES (3-1) GOLDEN STATE WARRIORS VS. SACRAMENTO

| PLAYER | G-GS | MIN | FG-FGA | PCT | 3FG-A | PCT | FT-FTA | PCT | OFF | DEF | TOT | AST | PF-DQ | STL | TO BLK | PTS | AVG | |
|------------|------|-----|---------|------|--------|------|---------|-------|-----|-----|-----|-----|-------|-----|--------|-----|-----|-------|
| Davis | 4-4 | 167 | 28-71 | .394 | 7-23 | .304 | 23-29 | .793 | 8 | 12 | 20 | 30 | 14-1 | 11 | 15 | 1 | 86 | 21.5 |
| Ellis | 4-4 | 135 | 28-49 | .571 | 0-0 | --- | 27-34 | .794 | 6 | 10 | 16 | 15 | 11-0 | 4 | 7 | 1 | 83 | 20.8 |
| Jackson | 4-4 | 158 | 25-61 | .410 | 9-25 | .360 | 17-20 | .850 | 6 | 11 | 17 | 13 | 15-0 | 10 | 16 | 2 | 76 | 19.0 |
| Biedrins | 4-2 | 112 | 22-32 | .688 | 0-0 | --- | 8-20 | .400 | 18 | 29 | 47 | 4 | 14-0 | 1 | 5 | 8 | 52 | 13.0 |
| Harrington | 4-4 | 113 | 17-43 | .395 | 7-22 | .318 | 11-16 | .688 | 2 | 21 | 23 | 5 | 15-0 | 9 | 4 | 0 | 52 | 13.0 |
| Croschere | 1-0 | 12 | 1-2 | .500 | 0-0 | --- | 5-6 | .833 | 2 | 4 | 6 | 3 | 4-0 | 0 | 2 | 2 | 7 | 7.0 |
| Wright | 2-0 | 21 | 5-6 | .833 | 0-0 | --- | 4-4 | 1.000 | 3 | 0 | 3 | 0 | 1-0 | 0 | 0 | 2 | 14 | 7.0 |
| Pietrus | 4-0 | 63 | 8-23 | .348 | 3-14 | .214 | 5-6 | .833 | 5 | 4 | 9 | 1 | 12-0 | 3 | 4 | 4 | 24 | 6.0 |
| Azubuike | 4-0 | 61 | 10-29 | .345 | 2-12 | .167 | 0-0 | --- | 6 | 9 | 15 | 4 | 11-0 | 0 | 2 | 0 | 22 | 5.5 |
| Barnes | 4-1 | 63 | 9-30 | .300 | 2-14 | .143 | 2-4 | .500 | 6 | 12 | 18 | 5 | 7-0 | 2 | 2 | 4 | 22 | 5.5 |
| Watson | 3-0 | 40 | 5-12 | .417 | 0-3 | .000 | 3-6 | .500 | 2 | 5 | 7 | 1 | 0-0 | 2 | 2 | 0 | 13 | 4.3 |
| Webber | 1-1 | 14 | 0-1 | .000 | 0-0 | --- | 2-4 | .500 | 0 | 5 | 5 | 1 | 1-0 | 1 | 0 | 0 | 2 | 2.0 |
| O'Bryant | 1-0 | 1 | 0-0 | --- | 0-0 | --- | 0-0 | --- | 0 | 0 | 0 | 1 | 2-0 | 0 | 0 | 0 | 0 | 0.0 |
| WARRIORS | 4 | 960 | 158-359 | .440 | 30-113 | .265 | 107-149 | .718 | 64 | 122 | 186 | 83 | 107-1 | 43 | 59 | 24 | 453 | 113.3 |
| KINGS | 4 | 960 | 165-347 | .476 | 19-62 | .306 | 103-128 | .805 | 53 | 134 | 187 | 74 | 102-3 | 30 | 65 | 19 | 452 | 113.0 |

GOLDEN STATE WARRIORS

| DATE | W/L | H/A | SCORE | +/- |
|----------|-----|-----|-----------|-----|
| 11/10/85 | L | A | 111-117 | -6 |
| 11/14/85 | W | H | 112-103 | +9 |
| 12/26/85 | L | A | 121-131 | -10 |
| 1/17/86 | W | A | 125-111 | +14 |
| 2/23/86 | W | H | 127-124 | +3 |
| 11/28/86 | L | H | 97-103 | -6 |
| 1/2/87 | L | A | 109-115 | -6 |
| 1/20/87 | W | H | 123-114 | +9 |
| 3/10/87 | L | A | 114-125 | -11 |
| 4/11/87 | L | H | 118-124* | -6 |
| 11/6/87 | W | H | 134-106 | +28 |
| 2/9/88 | L | A | 99-117 | -18 |
| 3/23/88 | L | A | 118-126 | -8 |
| 4/10/88 | W | H | 121-115 | +7 |
| 4/22/88 | W | A | 117-109 | +8 |
| 1/21/89 | L | H | 111-136 | -25 |
| 2/9/89 | W | H | 142-117 | +25 |
| 3/4/89 | L | A | 143-155 | -12 |
| 3/5/89 | W | H | 110-96 | +14 |
| 4/15/89 | W | A | 114-110 | +4 |
| 11/22/89 | L | A | 109-133 | -24 |
| 12/8/89 | W | A | 126-121 | +5 |
| 12/12/89 | L | H | 103-118 | -15 |
| 1/24/90 | W | H | 129-99 | +30 |
| 3/11/90 | L | A | 116-123 | -7 |
| 11/17/90 | L | A | 111-112 | -1 |
| 1/3/91 | W | H | 131-113 | +18 |
| 3/5/91 | W | H | 100-92 | +8 |
| 3/10/91 | L | A | 87-97 | -10 |
| 4/6/91 | W | H | 119-108 | +11 |
| 11/2/91 | L | A | 91-153 | -62 |
| 12/7/91 | L | A | 120-124 | -4 |
| 3/2/92 | L | H | 98-118 | -20 |
| 3/31/92 | L | H | 136-148** | -12 |
| 4/3/92 | L | A | 116-124* | -8 |
| 12/12/92 | L | H | 120-124 | -4 |
| 1/18/93 | W | A | 111-107 | +4 |
| 2/13/93 | L | H | 110-111 | -1 |
| 3/19/93 | L | H | 101-113 | -12 |
| 4/21/93 | L | A | 105-132 | -27 |
| 12/17/93 | L | H | 94-109 | -15 |
| 1/4/94 | L | A | 112-115 | -3 |
| 2/15/94 | L | A | 113-123 | -10 |
| 4/21/94 | L | A | 96-121 | -25 |
| 4/24/94 | W | H | 105-97 | +8 |
| 12/10/94 | W | H | 106-94 | +12 |
| 12/13/94 | W | A | 112-107 | +5 |
| 1/19/95 | W | H | 112-103 | +9 |
| 3/17/95 | W | H | 128-110 | +18 |
| 4/20/95 | W | A | 112-98 | +14 |
| 1/6/96 | W | H | 115-106 | +9 |
| 1/26/96 | L | A | 118-124 | -6 |
| 3/10/96 | W | A | 96-95 | +1 |
| 4/21/96 | W | H | 107-100 | +7 |
| 2/16/97 | W | H | 105-85 | +2 |
| 3/9/97 | L | A | 98-102 | -4 |
| 4/11/97 | W | H | 97-87 | +10 |
| 4/19/97 | W | A | 122-120* | +2 |
| 12/7/97 | W | H | 99-84 | +15 |
| 12/13/97 | L | A | 91-95* | -4 |
| 2/13/98 | W | A | 109-92 | +17 |
| 3/9/98 | L | H | 88-93 | -5 |

| DATE | W/L | H/A | SCORE | +/- |
|----------|-----|-----|----------|-----|
| 3/15/99 | W | A | 111-105 | +6 |
| 4/21/99 | W | H | 103-94 | +9 |
| 4/26/99 | L | A | 89-114 | -25 |
| 11/26/99 | W | H | 124-95 | +29 |
| 12/20/99 | L | A | 99-111 | -12 |
| 1/15/00 | W | A | 114-99 | +15 |
| 4/13/00 | W | H | 130-107 | +23 |
| 11/8/00 | W | H | 115-84 | +31 |
| 11/10/00 | W | A | 114-107* | +7 |
| 1/30/01 | W | H | 105-79 | +26 |
| 2/28/01 | W | A | 122-101 | +21 |
| 1/18/02 | W | H | 121-97 | +24 |
| 3/1/02 | W | A | 116-108 | +8 |
| 4/10/02 | W | A | 118-116 | +2 |
| 4/16/02 | W | H | 120-106 | +14 |
| 11/13/02 | W | A | 104-93 | +11 |
| 12/22/02 | W | H | 103-88 | +15 |
| 1/20/03 | W | A | 102-80 | +22 |
| 3/18/03 | W | H | 117-91 | +26 |
| 11/16/03 | W | H | 106-104 | +2 |
| 12/26/03 | L | A | 91-98 | -7 |
| 3/9/04 | W | H | 96-92 | +4 |
| 4/14/04 | L | A | 91-97 | -6 |
| 12/26/04 | L | H | 94-98 | -4 |
| 2/2/05 | W | A | 111-107* | +4 |
| 3/17/05 | L | A | 97-100 | -3 |
| 3/20/05 | L | H | 94-104 | -10 |
| 11/30/05 | L | A | 106-113 | -7 |
| 2/21/06 | W | H | 102-77 | +25 |
| 3/26/06 | L | H | 83-90 | -7 |
| 3/31/06 | W | A | 96-93 | +3 |
| 11/16/06 | L | A | 105-117 | -12 |
| 12/12/06 | L | A | 113-126 | -13 |
| 12/30/06 | W | H | 119-96 | +23 |
| 4/13/07 | L | H | 108-125 | -17 |
| 11/28/07 | L | H | 96-103 | -7 |
| 2/9/08 | L | A | 102-105 | -3 |
| 3/18/08 | W | H | 122-105 | +17 |
| 4/8/08 | L | A | 132-140 | -8 |

| GOLDEN STATE | | | | | | | | | |
|----------------|----------------|--------------------|--------------|----------------|-------|-----|-----|-----|--|
| OVR | HM | RD | NTL | OVR | HM | RD | NTL | | |
| 48-62 | 52-57 | (Philadelphia Era) | 86-87 | 1-4 | 1-2 | 0-2 | | | |
| 62-63 | 6-3 | 4-0 | 2-2 | 0-1 | 87-88 | 3-2 | 2-0 | 1-2 | |
| 63-64 | 5-4 | 1-2 | 2-2 | 2-0 | 88-89 | 3-2 | 2-1 | 1-1 | |
| 64-65 | 8-2 | 4-1 | 4-1 | 89-90 | 2-3 | 1-1 | 1-2 | | |
| 65-66 | 5-5 | 2-1 | 1-3 | 2-1 | 90-91 | 3-2 | 3-0 | 0-2 | |
| 66-67 | 5-4 | 2-1 | 3-2 | 0-1 | 91-92 | 0-5 | 0-2 | 0-3 | |
| 67-68 | 4-3 | 3-0 | 1-3 | 92-93 | 1-4 | 0-3 | 1-1 | | |
| 68-69 | 3-3 | 1-1 | 2-1 | 0-1 | 93-94 | 1-4 | 1-1 | 0-3 | |
| 69-70 | 2-4 | 0-3 | 2-1 | 94-95 | 5-0 | 3-0 | 2-0 | | |
| 70-71 | 2-3 | 0-1 | 1-2 | 1-0 | 95-96 | 3-1 | 2-0 | 1-1 | |
| 71-72 | 2-3 | 2-1 | 0-2 | 96-97 | 3-1 | 2-0 | 1-1 | | |
| 72-73 | 2-4 | 2-1 | 0-3 | 97-98 | 2-2 | 1-1 | 1-1 | | |
| 73-74 | 3-3 | 2-1 | 1-2 | 98-99 | 2-1 | 1-0 | 1-1 | | |
| 74-75 | 2-2 | 2-0 | 0-2 | 99-00 | 3-1 | 2-0 | 1-1 | | |
| 75-76 | 1-4 | 1-2 | 0-2 | 00-01 | 4-0 | 2-0 | 2-0 | | |
| 76-77 | 3-1 | 2-0 | 1-1 | 01-02 | 4-0 | 2-0 | 2-0 | | |
| 77-78 | 1-3 | 0-2 | 1-1 | 02-03 | 4-0 | 2-0 | 2-0 | | |
| 78-79 | 2-2 | 1-1 | 1-1 | 03-04 | 2-2 | 2-0 | 0-2 | | |
| 79-80 | 3-3 | 2-1 | 1-2 | 04-05 | 1-3 | 0-2 | 1-1 | | |
| 80-81 | 0-5 | 0-3 | 0-2 | 05-06 | 2-2 | 1-1 | 1-1 | | |
| 81-82 | 2-3 | 1-1 | 1-2 | 06-07 | 1-3 | 1-1 | 0-2 | | |
| 82-83 | 4-1 | 2-1 | 2-0 | 07-08 | 1-3 | 1-1 | 0-2 | | |
| 83-84 | 1-4 | 1-1 | 0-3 | | | | | | |
| 84-85 | 3-2 | 3-0 | 2-2 | | | | | | |
| 85-86 | 3-2 | 2-0 | 1-2 | | | | | | |
| TOTALS | OVERALL | HOME | ROAD | NEUTRAL | | | | | |
| SAC-ERA | 54-47 | 34-16 | 20-31 | | | | | | |
| 60 YRS | 175-175 | | | | | | | | |

HOUSTON ROCKETS

Toyota Center, 1510 Polk Street • Houston, TX 77002

Phone: (713) 758-7200 — FAX: (713) 758-7339

Home Court (capacity): Toyota Center (17,980) - opened 2003

www.rockets.com



DIRECTORY

Owner Leslie Alexander
 Chief Executive Officer Tad Brown
 General Manager Daryl Morey
 Head Coach Rick Adelman
 Assistant Coaches... Elston Turner, Jack Sikma, T.R. Dunn, R.J. Adelman
 Senior VP of Basketball Operations/Head Athletic Trainer Keith Jones
 Director of Player Personnel Gersson Rosas
 Director of Scouting Gerald Madkins
 Advance Scout Pat Zipfel
 Director of Media Relations Nelson Luis
 Manager of Media & Player Relations Tracey Hughes
 Manager of Media Services Bob Schranz
 Media Relations Coordinator Allan Rojas
 Radio KILT SportsRadio (610 AM), Craig Ackerman
 Radio (Spanish) TBD, Adrian Chavarria
 TV FSN Houston (cable), Bill Worrell, Clyde Drexler, Matt Bullard
 Colors Red, White, Silver

2008-09 SERIES SCHEDULE

| Date | Site | Time (PST) |
|-------|---------------|------------|
| 12/19 | Toyota Center | 5:30 p.m. |
| 2/11 | Toyota Center | 5:30 p.m. |
| 4/9 | ARCO Arena | 7:00 p.m. |

2007-08 VS. ROCKETS (2-2)

| Date | Site | W/L | Score |
|------|---------------|-----|---------|
| 12/1 | ARCO Arena | W | 107-99 |
| 2/13 | Toyota Center | L | 87-89 |
| 3/24 | Toyota Center | L | 100-108 |
| 4/1 | ARCO Arena | W | 99-98 |

ALL-TIME SERIES (41 years)

| | Overall | Home | Road |
|----------|---------|-------|-------|
| Sac-Era | 35-61 | 24-24 | 11-37 |
| All-Time | 81-102 | 54-37 | 27-65 |

CURRENT STREAKS

| | Overall | Home | Road |
|-------|---------|------|------|
| Kings | W1 | W2 | L3 |

BACKGROUND

Founded: 1967-68, San Diego Rockets; 1971-72 Houston Rockets
 NBA Titles Won: 2, 1993-94, 1994-95
 All-Time NBA Record: 1684-1646 (.506)
 2007-08 Record: 55-27 (3rd in Southwest)
 2007-08 Playoff Results: Lost 2-4 to Utah in First Round

SERIES FACTS

Last Home Win: 4/1/08 (99-98)
 Last Road Win: 1/11/06 (88-80)
 Last Home Loss: 4/8/07 (106-112)
 Last Road Loss: 3/24/08 (100-108)
 Biggest Win: 36 (113-77) vs. Houston, 11/19/01
 Biggest Loss: 40 (93-133) vs. Houston, 12/12/95

2007-2008 SEASON SERIES (2-2) SACRAMENTO KINGS VS. HOUSTON

| PLAYER | G-6S | MIN | FG-FGA | PCT | 3FG-A | PCT | FT-FTA | PCT | OFF | DEF | TOT | AST | PF-DQ | STL | TO | BLK | PTS | AVG |
|-------------------|------|-----|---------|-------|-------|------|--------|-------|-----|-----|-----|-----|-------|-----|----|-----|-----|------|
| Artest | 4-4 | 167 | 39-81 | .481 | 10-19 | .526 | 15-25 | .600 | 4 | 13 | 17 | 16 | 12-0 | 13 | 12 | 1 | 103 | 25.8 |
| Martin | 4-4 | 143 | 26-54 | .481 | 5-12 | .417 | 26-29 | .897 | 3 | 6 | 9 | 10 | 13-1 | 2 | 8 | 0 | 83 | 20.8 |
| Bibby | 1-1 | 25 | 5-10 | .500 | 1-2 | .500 | 3-4 | .750 | 0 | 1 | 1 | 4 | 0-0 | 1 | 1 | 0 | 14 | 14.0 |
| Garcia | 3-0 | 77 | 13-27 | .481 | 3-10 | .300 | 3-4 | .750 | 0 | 11 | 11 | 3 | 6-0 | 2 | 4 | 1 | 32 | 10.7 |
| Miller | 4-4 | 123 | 17-35 | .486 | 2-4 | .500 | 6-8 | .750 | 6 | 21 | 27 | 12 | 10-0 | 3 | 7 | 3 | 42 | 10.5 |
| S. Williams (TOT) | 2-0 | 38 | 3-7 | .429 | 0-0 | --- | 10-10 | 1.000 | 0 | 8 | 8 | 1 | 4-0 | 4 | 2 | 0 | 16 | 8.0 |
| S. Williams (SAC) | 1-0 | 24 | 2-2 | 1.000 | 0-0 | --- | 4-4 | 1.000 | 0 | 6 | 6 | 0 | 4-0 | 2 | 2 | 0 | 8 | 8.0 |
| Udrih | 3-2 | 67 | 10-17 | .588 | 0-1 | .000 | 3-4 | .750 | 0 | 12 | 12 | 7 | 2-0 | 1 | 4 | 0 | 23 | 7.7 |
| Moore | 4-4 | 118 | 12-24 | .500 | 0-0 | --- | 6-9 | .667 | 6 | 8 | 14 | 10 | 18-0 | 0 | 5 | 1 | 30 | 7.5 |
| Salmons | 4-0 | 99 | 10-24 | .417 | 0-5 | .000 | 10-11 | .909 | 2 | 11 | 13 | 6 | 7-0 | 1 | 3 | 2 | 30 | 7.5 |
| Johnson (TOT) | 3-2 | 50 | 8-15 | .533 | 2-3 | .667 | 0-0 | --- | 0 | 0 | 0 | 4 | 5-0 | 2 | 3 | 0 | 18 | 6.0 |
| Johnson (SAC) | 2-1 | 33 | 4-7 | .571 | 2-3 | .667 | 0-0 | --- | 0 | 0 | 0 | 4 | 3-0 | 1 | 2 | 0 | 10 | 5.0 |
| Hawes | 2-0 | 32 | 4-10 | .400 | 0-0 | --- | 0-2 | .000 | 5 | 7 | 12 | 0 | 4-0 | 1 | 0 | 2 | 8 | 4.0 |
| J. Williams | 1-0 | 23 | 1-5 | .200 | 0-0 | --- | 2-4 | .500 | 4 | 8 | 12 | 0 | 2-0 | 5 | 0 | 1 | 4 | 4.0 |
| Douby | 4-0 | 25 | 3-8 | .375 | 0-1 | .000 | 0-0 | --- | 0 | 2 | 2 | 1 | 3-0 | 0 | 0 | 1 | 6 | 1.5 |
| Jones | 1-0 | 2 | 0-1 | .000 | 0-1 | .000 | 0-0 | --- | 0 | 0 | 0 | 0 | 0-0 | 0 | 0 | 0 | 0 | 0.0 |
| Wright (TOT) | 1-0 | 3 | 0-1 | .000 | 0-0 | --- | 0-0 | --- | 0 | 0 | 0 | 0 | 2-0 | 0 | 0 | 0 | 0 | 0.0 |
| Wright (SAC) | 1-0 | 3 | 0-0 | --- | 0-0 | --- | 0-0 | --- | 0 | 0 | 0 | 0 | 2-0 | 0 | 0 | 0 | 0 | 0.0 |
| KINGS | 4 | 960 | 146-305 | .479 | 23-58 | .397 | 78-104 | .750 | 30 | 106 | 136 | 73 | 86-1 | 32 | 52 | 12 | 393 | 98.3 |
| ROCKETS | 4 | 960 | 136-315 | .432 | 25-80 | .313 | 97-121 | .802 | 58 | 122 | 180 | 76 | 91-1 | 30 | 57 | 23 | 394 | 98.5 |

2007-2008 SEASON SERIES (2-2) HOUSTON ROCKETS VS. SACRAMENTO

| PLAYER | G-6S | MIN | FG-FGA | PCT | 3FG-A | PCT | FT-FTA | PCT | OFF | DEF | TOT | AST | PF-DQ | STL | TO | BLK | PTS | AVG |
|---------------|------|-----|---------|-------|-------|------|--------|-------|-----|-----|-----|-----|-------|-----|----|-----|-----|------|
| Yao | 2-2 | 77 | 17-30 | .567 | 0-0 | --- | 20-21 | .952 | 11 | 14 | 25 | 2 | 11-1 | 0 | 8 | 5 | 54 | 27.0 |
| McGrady | 4-4 | 166 | 34-89 | .382 | 7-23 | .304 | 24-29 | .828 | 3 | 17 | 20 | 19 | 8-0 | 7 | 14 | 0 | 99 | 24.8 |
| Alston | 4-4 | 150 | 24-57 | .421 | 9-22 | .409 | 15-22 | .682 | 3 | 9 | 12 | 28 | 3-0 | 3 | 8 | 0 | 72 | 18.0 |
| Battier | 4-4 | 167 | 16-41 | .390 | 4-18 | .222 | 7-10 | .700 | 10 | 11 | 21 | 7 | 11-0 | 4 | 2 | 8 | 43 | 10.8 |
| Scola | 4-3 | 81 | 12-21 | .571 | 0-0 | --- | 13-14 | .929 | 3 | 14 | 17 | 3 | 13-0 | 2 | 5 | 1 | 37 | 9.3 |
| Mutombo | 2-2 | 38 | 6-6 | 1.000 | 0-0 | --- | 5-8 | .625 | 6 | 10 | 16 | 0 | 4-0 | 0 | 2 | 3 | 17 | 8.5 |
| James | 1-0 | 16 | 2-6 | .333 | 1-4 | .250 | 2-2 | 1.000 | 0 | 2 | 2 | 1 | 4-0 | 1 | 1 | 0 | 7 | 7.0 |
| Jackson (TOT) | 4-0 | 52 | 7-20 | .350 | 2-9 | .222 | 3-4 | .750 | 2 | 5 | 7 | 4 | 1-0 | 3 | 2 | 0 | 19 | 4.8 |
| Jackson (HOU) | 2-0 | 25 | 5-10 | .500 | 1-5 | .200 | 3-4 | .750 | 2 | 3 | 5 | 2 | 1-0 | 1 | 1 | 0 | 14 | 7.0 |
| Head | 3-0 | 33 | 6-13 | .462 | 1-4 | .250 | 0-0 | --- | 1 | 4 | 5 | 1 | 5-0 | 1 | 2 | 0 | 13 | 4.3 |
| Hayes | 4-1 | 92 | 6-16 | .375 | 0-0 | --- | 4-5 | .800 | 8 | 14 | 22 | 5 | 13-0 | 4 | 4 | 3 | 16 | 4.0 |
| Wells | 2-0 | 46 | 4-12 | .333 | 0-0 | --- | 0-2 | .000 | 2 | 11 | 13 | 5 | 7-0 | 3 | 3 | 1 | 8 | 4.0 |
| Novak | 1-0 | 7 | 1-2 | .500 | 1-2 | .500 | 0-0 | --- | 0 | 1 | 1 | 0 | 0-0 | 0 | 0 | 0 | 3 | 3.0 |
| Landry | 3-0 | 53 | 2-9 | .222 | 0-0 | --- | 4-4 | 1.000 | 8 | 11 | 19 | 2 | 10-0 | 4 | 4 | 1 | 8 | 2.7 |
| Brooks | 2-0 | 8 | 1-3 | .333 | 1-2 | .500 | 0-0 | --- | 1 | 1 | 2 | 1 | 1-0 | 0 | 0 | 1 | 3 | 1.5 |
| ROCKETS | 4 | 960 | 136-315 | .432 | 25-80 | .313 | 97-121 | .802 | 58 | 122 | 180 | 76 | 91-1 | 30 | 57 | 23 | 394 | 98.5 |
| KINGS | 4 | 960 | 146-305 | .479 | 23-58 | .397 | 78-104 | .750 | 30 | 106 | 136 | 73 | 86-1 | 32 | 52 | 12 | 393 | 98.3 |

HOUSTON ROCKETS

| DATE | W/L | H/A | SCORE | +/- |
|----------|-----|-----|----------|-----|
| 10/31/85 | W | H | 122-116 | +6 |
| 11/30/85 | L | A | 114-131 | -17 |
| 1/23/86 | L | A | 107-124 | -17 |
| 1/30/86 | L | H | 109-111 | -2 |
| 2/18/86 | W | H | 115-105 | +10 |
| 3/6/86 | L | A | 105-116 | -11 |
| 11/4/86 | L | H | 84-100 | -16 |
| 11/8/86 | L | A | 90-102 | -12 |
| 12/13/86 | L | A | 106-119 | -13 |
| 3/4/87 | L | H | 102-108* | -6 |
| 4/4/87 | W | H | 120-108 | +12 |
| 4/9/87 | L | A | 102-112 | -10 |
| 11/12/87 | L | H | 114-116 | -2 |
| 12/8/87 | L | A | 97-106 | -9 |
| 1/19/88 | W | H | 107-104 | +3 |
| 3/5/88 | L | A | 94-105 | -11 |
| 3/19/88 | W | H | 121-104 | +17 |
| 4/14/88 | L | A | 105-123 | -18 |
| 11/13/88 | L | A | 127-129 | -2 |
| 12/20/88 | L | A | 104-105 | -1 |
| 1/17/89 | W | H | 123-109 | +14 |
| 3/14/89 | W | H | 95-90 | +5 |
| 12/22/89 | L | A | 92-103 | -11 |
| 1/11/90 | L | H | 87-90 | -3 |
| 3/15/90 | L | H | 86-92 | -6 |
| 4/17/90 | L | A | 97-112 | -15 |
| 12/1/90 | L | A | 93-117 | -24 |
| 1/21/91 | W | H | 97-94 | +3 |
| 3/21/91 | L | A | 87-98 | -11 |
| 4/13/91 | L | H | 94-95 | -1 |
| 11/16/91 | L | H | 93-102 | -9 |
| 12/19/91 | L | A | 102-109 | -7 |
| 3/8/92 | L | H | 108-109 | -1 |
| 3/21/92 | W | A | 100-97 | +3 |
| 11/17/92 | L | A | 109-116 | -7 |
| 1/19/93 | L | H | 96-102 | -6 |
| 3/3/93 | L | H | 86-89 | -3 |
| 3/6/96 | L | A | 102-119 | -17 |
| 11/26/93 | L | H | 89-92 | -3 |
| 1/27/94 | L | A | 97-113 | -16 |
| 3/29/94 | L | H | 101-122 | -21 |
| 4/14/94 | L | A | 99-104 | -5 |
| 11/15/94 | L | A | 99-105 | -6 |
| 2/8/95 | L | H | 86-97 | -11 |
| 4/4/95 | W | H | 109-105 | -4 |
| 4/15/95 | L | A | 84-98 | -14 |
| 12/12/95 | L | H | 93-133 | -40 |
| 12/15/95 | W | A | 114-110 | +4 |
| 2/19/96 | L | A | 111-118* | -7 |
| 4/5/96 | W | H | 96-91 | +5 |
| 11/1/96 | L | A | 85-96 | -11 |
| 11/5/96 | L | H | 80-102 | -22 |
| 1/16/97 | L | A | 80-89 | -9 |
| 4/4/97 | L | H | 94-108 | -14 |
| 11/2/97 | L | H | 77-93 | -16 |
| 12/19/97 | L | A | 98-116 | -18 |
| 3/14/98 | L | A | 86-89 | -3 |
| 4/10/98 | L | H | 85-97 | -12 |
| 2/10/99 | L | A | 82-92 | -10 |
| 3/22/99 | L | A | 100-110 | -10 |
| 3/28/99 | L | H | 93-107 | -14 |

| DATE | W/L | H/A | SCORE | +/- |
|----------|-----|-----|----------|-----|
| 11/18/99 | W | A | 128-110 | +18 |
| 11/21/99 | W | H | 110-105 | +5 |
| 1/11/00 | W | H | 110-93 | +17 |
| 3/2/00 | L | A | 99-102 | -3 |
| 11/28/00 | W | A | 88-81 | +7 |
| 12/8/00 | W | H | 111-98 | +13 |
| 1/13/01 | W | A | 84-81 | +3 |
| 3/20/01 | W | H | 125-109 | +16 |
| 11/19/01 | W | H | 113-77 | +36 |
| 11/27/01 | W | A | 89-84 | +5 |
| 3/19/02 | W | H | 110-87 | +23 |
| 3/28/02 | W | A | 101-74 | +27 |
| 12/1/02 | W | H | 103-84 | +19 |
| 12/10/02 | L | A | 96-103 | -7 |
| 2/2/03 | L | A | 89-105 | -16 |
| 3/23/03 | W | H | 109-108 | +1 |
| 11/28/03 | W | H | 103-74 | +29 |
| 1/28/04 | W | A | 99-94 | +5 |
| 3/21/04 | W | H | 100-95 | +5 |
| 4/4/04 | W | A | 99-94 | +5 |
| 11/6/04 | L | A | 101-104* | -3 |
| 11/23/04 | W | H | 102-96 | +6 |
| 1/28/05 | W | A | 117-111* | +6 |
| 3/13/05 | L | H | 96-111 | -15 |
| 11/2/05 | L | A | 89-98 | -9 |
| 12/8/05 | L | H | 95-106 | -11 |
| 1/11/06 | W | A | 88-80 | +8 |
| 4/9/06 | W | H | 86-77 | +9 |
| 1/13/07 | L | H | 111-115* | -4 |
| 2/13/07 | L | A | 104-109* | -5 |
| 4/8/07 | L | H | 106-112 | -6 |
| 12/1/07 | W | H | 107-99 | +8 |
| 2/13/08 | L | A | 87-89 | -2 |
| 3/24/08 | L | A | 100-108 | -8 |
| 4/1/08 | W | H | 99-98 | +1 |

| HOUSTON | | | | | | | | | |
|----------------|----------------|--------------|--------------|----------------|-------|-----|-----|-----|-----|
| | OVR | HM | RD | NTL | | OVR | HM | RD | NTL |
| 67-68 | 7-0 | 3-0 | 4-0 | | 92-93 | 0-4 | 0-2 | 0-2 | |
| 68-69 | 2-4 | 2-1 | 0-3 | | 93-94 | 0-4 | 0-2 | 0-2 | |
| 69-70 | 4-2 | 3-0 | 1-2 | | 94-95 | 1-3 | 1-1 | 0-2 | |
| 70-71 | 1-3 | 1-1 | 0-2 | | 95-96 | 2-2 | 1-1 | 1-1 | |
| 71-72 | 0-4 | 0-2 | 0-2 | | 96-97 | 0-4 | 0-2 | 0-2 | |
| 72-73 | 4-0 | 2-0 | 2-0 | | 97-98 | 0-4 | 0-2 | 0-2 | |
| 73-74 | 2-2 | 2-0 | 0-2 | | 98-99 | 0-3 | 0-1 | 0-2 | |
| 74-75 | 0-4 | 0-2 | 0-2 | | 99-00 | 3-1 | 2-0 | 1-1 | |
| 75-76 | 2-2 | 1-1 | 1-1 | | 00-01 | 4-0 | 2-0 | 2-0 | |
| 76-77 | 2-2 | 2-0 | 0-2 | | 01-02 | 4-0 | 2-0 | 2-0 | |
| 77-78 | 2-2 | 2-0 | 0-2 | | 02-03 | 2-2 | 2-0 | 0-2 | |
| 78-79 | 1-3 | 1-1 | 0-2 | | 03-04 | 4-0 | 2-0 | 2-0 | |
| 79-80 | 2-0 | 1-0 | 1-0 | | 04-05 | 2-2 | 1-1 | 1-1 | |
| 80-81 | 4-2 | 2-1 | 2-1 | | 05-06 | 2-2 | 1-1 | 1-1 | |
| 81-82 | 3-3 | 2-1 | 1-2 | | 06-07 | 0-3 | 0-2 | 0-1 | |
| 82-83 | 5-1 | 3-0 | 2-1 | | 07-08 | 2-2 | 2-0 | 0-2 | |
| 83-84 | 4-2 | 2-1 | 2-1 | | | | | | |
| 84-85 | 1-5 | 1-2 | 0-3 | | | | | | |
| 85-86 | 2-4 | 2-1 | 0-3 | | | | | | |
| 86-87 | 1-5 | 1-2 | 0-3 | | | | | | |
| 87-88 | 2-4 | 2-1 | 0-3 | | | | | | |
| 88-89 | 2-2 | 2-0 | 0-2 | | | | | | |
| 89-90 | 0-4 | 0-2 | 0-2 | | | | | | |
| 90-91 | 1-3 | 1-1 | 0-2 | | | | | | |
| 91-92 | 1-3 | 0-2 | 1-1 | | | | | | |
| TOTALS | OVERALL | HOME | ROAD | NEUTRAL | | | | | |
| SAC-ERA | 35-61 | 24-24 | 11-37 | | | | | | |
| 41 YRS | 81-102 | 54-37 | 27-65 | | | | | | |

INDIANA PACERS

125 South Pennsylvania Street • Indianapolis, IN 46204

Phone: (317) 917-2500 — FAX: (317) 917-2599

Home Court (Capacity): Conseco Fieldhouse (18,165) - opened 1999

www.pacers.com



DIRECTORY

Owners..... Melvin Simon, Herbert Simon
 Chairman and Chief Executive Officer..... Herbert Simon
 President, Pacers Sport & Entertainment..... Jim Morris
 President of Basketball Operations..... Larry Bird
 Chief Operating Officer..... Rick Fuson
 General Manager..... David Morway
 Dir. of Player Personnel/Assistant Coach..... Mel Daniels
 Dir. of Scouting/Asst. to President of Basketball Operations..... Joe Ash
 Head Coach..... Jim O'Brien
 Assistant Coaches..... Dan Burke, Lester Conner, Jay DeFruscio, Dick Harter, Frank Vogel
 Scout/Assistant Coach..... Jimmy Powell
 Scouts..... Ryan Carr, Kevin Mackey, Carl Nicks
 Head Athletic Trainer/Team Administrator..... Josh Corbeil
 Director/Public Information..... David Benner
 Public Information Manager..... Krissy Myers
 Public Information Assistant..... Tim Edwards
 Radio..... WIBC (1070 AM), Mark Boyle, Bob Leonard
 TV..... FSN Indiana, Quinn Buckner, Chris Denari, Clark Kellogg, Stacy Paetz
 Colors..... Blue and Gold

2008-09 SERIES SCHEDULE

| Date | Site | Time (PST) |
|------|-----------------|------------|
| 1/3 | Conseco Fieldh. | 4:00 p.m. |
| 3/3 | ARCO Arena | 7:00 p.m. |

2007-08 VS. PACERS (1-1)

| Date | Site | W/L | Score |
|------|-----------------|-----|---------|
| 1/12 | ARCO Arena | L | 105-111 |
| 1/19 | Conseco Fieldh. | W | 110-104 |

ALL-TIME SERIES (32 years)

| | Overall | Home | Road |
|----------|---------|-------|-------|
| Sac-Era | 19-25 | 12-10 | 7-15 |
| All-Time | 32-36 | 21-13 | 11-23 |

CURRENT STREAKS

| | Overall | Home | Road |
|-------|---------|------|------|
| Kings | W1 | L1 | W2 |

BACKGROUND

Founded:..... 1967-68 Indiana Pacers; Former member of NBA
 NBA Titles Won:..... None
 All-Time NBA Record:..... 1271-1321 (.490)
 2007-08 Record:..... 36-46 (3rd in Central)
 2007-08 Playoff Results:..... Did Not Qualify

SERIES FACTS

Last Home Win:..... 3/6/07 (102-98)
 Last Road Win:..... 1/19/08 (110-104)
 Last Home Loss:..... 1/12/08 (105-111)
 Last Road Loss:..... 3/17/06 (93-98)
 Biggest Win:..... 38 (120-82) vs. Indiana, 3/3/82
 Biggest Loss:..... 26 (99-125) @ Indiana, 2/17/93

2007-2008 SEASON SERIES (1-1) SACRAMENTO KINGS VS. INDIANA

| PLAYER | G-GS | MIN | FG-FGA | PCT | 3FG-A | PCT | FT-FTA | PCT | OFF | DEF | TOT | AST | PF-DQ | STL | TO | BLK | PTS | AVG |
|-------------------|------|-----|--------|------|-------|------|--------|-------|-----|-----|-----|-----|-------|-----|----|-----|-----|-------|
| Martin | 2-1 | 70 | 13-23 | .565 | 2-5 | .400 | 17-18 | .944 | 1 | 3 | 4 | 2 | 10-0 | 3 | 7 | 0 | 45 | 22.5 |
| Udrih | 2-2 | 57 | 13-17 | .765 | 5-6 | .833 | 3-3 | 1.000 | 0 | 4 | 4 | 6 | 3-0 | 2 | 6 | 1 | 34 | 17.0 |
| Artest | 1-0 | 35 | 5-14 | .357 | 3-7 | .429 | 2-2 | 1.000 | 0 | 3 | 3 | 3 | 1-0 | 2 | 6 | 0 | 15 | 15.0 |
| Garcia | 2-1 | 57 | 12-24 | .500 | 4-8 | .500 | 1-1 | 1.000 | 3 | 10 | 13 | 5 | 6-0 | 3 | 2 | 0 | 29 | 14.5 |
| Moore | 2-2 | 59 | 10-16 | .625 | 0-0 | --- | 6-6 | 1.000 | 4 | 14 | 18 | 1 | 8-0 | 2 | 4 | 0 | 26 | 13.0 |
| Miller | 2-2 | 78 | 7-22 | .318 | 0-1 | .000 | 11-11 | 1.000 | 6 | 25 | 31 | 7 | 7-0 | 3 | 10 | 2 | 25 | 12.5 |
| Bibby | 1-0 | 30 | 3-12 | .250 | 2-3 | .667 | 3-4 | .750 | 0 | 4 | 4 | 4 | 2-0 | 2 | 1 | 0 | 11 | 11.0 |
| Salmons | 2-2 | 66 | 6-14 | .429 | 1-2 | .500 | 6-6 | 1.000 | 0 | 6 | 6 | 8 | 7-0 | 0 | 7 | 3 | 19 | 9.5 |
| Johnson (TOT) | 2-2 | 55 | 7-14 | .500 | 3-5 | .600 | 0-0 | --- | 1 | 6 | 7 | 4 | 3-0 | 0 | 2 | 0 | 17 | 8.5 |
| S. Williams (TOT) | 2-0 | 45 | 3-11 | .273 | 0-0 | --- | 7-8 | .875 | 4 | 13 | 17 | 0 | 4-0 | 4 | 3 | 3 | 13 | 6.5 |
| Jones | 2-0 | 13 | 3-6 | .500 | 0-0 | --- | 0-1 | .000 | 0 | 1 | 1 | 0 | 1-0 | 1 | 0 | 0 | 6 | 3.0 |
| Douby | 2-0 | 15 | 2-6 | .333 | 0-2 | .000 | 1-1 | 1.000 | 0 | 0 | 0 | 1 | 1-0 | 0 | 2 | 0 | 5 | 2.5 |
| Wright (TOT) | 1-0 | 7 | 0-1 | .000 | 0-0 | --- | 0-0 | --- | 1 | 2 | 3 | 0 | 2-0 | 0 | 1 | 0 | 0 | 0.0 |
| KINGS | 2 | 480 | 74-154 | .481 | 17-34 | .500 | 50-53 | .943 | 14 | 70 | 84 | 37 | 46-0 | 18 | 45 | 6 | 215 | 107.5 |
| PACERS | 2 | 480 | 78-174 | .448 | 19-56 | .339 | 40-51 | .784 | 23 | 58 | 81 | 48 | 47-1 | 24 | 33 | 5 | 215 | 107.5 |

2007-2008 SEASON SERIES (1-1) INDIANA PACERS VS. SACRAMENTO

| PLAYER | G-GS | MIN | FG-FGA | PCT | 3FG-A | PCT | FT-FTA | PCT | OFF | DEF | TOT | AST | PF-DQ | STL | TO | BLK | PTS | AVG |
|--------------|------|-----|--------|------|-------|------|--------|-------|-----|-----|-----|-----|-------|-----|----|-----|-----|-------|
| Granger | 2-2 | 61 | 11-30 | .367 | 4-11 | .364 | 14-16 | .875 | 2 | 5 | 7 | 3 | 11-1 | 4 | 4 | 2 | 40 | 20.0 |
| Dunleavy | 2-2 | 79 | 14-32 | .438 | 5-14 | .357 | 5-6 | .833 | 3 | 10 | 13 | 4 | 5-0 | 2 | 7 | 0 | 38 | 19.0 |
| Rush | 2-2 | 66 | 14-30 | .467 | 3-11 | .273 | 1-1 | 1.000 | 1 | 5 | 6 | 6 | 8-0 | 4 | 3 | 0 | 32 | 16.0 |
| Graham | 1-0 | 18 | 7-11 | .636 | 1-3 | .333 | 0-1 | .000 | 0 | 3 | 3 | 0 | 0-0 | 1 | 3 | 0 | 15 | 15.0 |
| Daniels | 1-0 | 24 | 6-9 | .667 | 0-1 | .000 | 0-0 | --- | 2 | 3 | 5 | 2 | 2-0 | 2 | 1 | 0 | 12 | 12.0 |
| O'Neal | 1-1 | 35 | 2-8 | .250 | 0-0 | --- | 8-10 | .800 | 2 | 5 | 7 | 5 | 3-0 | 1 | 5 | 2 | 12 | 12.0 |
| Diener | 2-0 | 41 | 8-15 | .533 | 5-8 | .625 | 2-2 | 1.000 | 0 | 4 | 4 | 6 | 3-0 | 1 | 0 | 0 | 23 | 11.5 |
| Foster | 2-0 | 27 | 5-9 | .556 | 0-0 | --- | 4-7 | .571 | 8 | 3 | 11 | 5 | 4-0 | 2 | 2 | 0 | 14 | 7.0 |
| Williams | 2-0 | 35 | 5-10 | .500 | 1-5 | .200 | 3-4 | .750 | 1 | 4 | 5 | 1 | 5-0 | 0 | 5 | 0 | 14 | 7.0 |
| Murphy | 2-1 | 39 | 3-12 | .250 | 0-1 | .000 | 3-4 | .750 | 3 | 11 | 14 | 1 | 3-0 | 2 | 1 | 1 | 9 | 4.5 |
| Murray (TOT) | 1-0 | 18 | 2-6 | .333 | 0-0 | --- | 0-0 | --- | 0 | 0 | 0 | 2 | 0-0 | 1 | 0 | 0 | 4 | 4.0 |
| Tinsley | 2-2 | 55 | 3-8 | .375 | 0-2 | .000 | 0-0 | --- | 1 | 5 | 6 | 15 | 3-0 | 5 | 1 | 0 | 6 | 3.0 |
| PACERS | 2 | 480 | 78-174 | .448 | 19-56 | .339 | 40-51 | .784 | 23 | 58 | 81 | 48 | 47-1 | 24 | 33 | 5 | 215 | 107.5 |
| KINGS | 2 | 480 | 74-154 | .481 | 17-34 | .500 | 50-53 | .943 | 14 | 70 | 84 | 37 | 46-0 | 18 | 45 | 6 | 215 | 107.5 |

INDIANA PACERS

| DATE | W/L | H/A | SCORE | +/- |
|----------|-----|-----|---------|-----|
| 1/8/86 | W | A | 88-87 | +1 |
| 2/28/86 | W | H | 121-100 | +21 |
| 11/20/86 | W | H | 92-83 | +9 |
| 2/22/87 | L | A | 101-103 | -2 |
| 11/17/87 | L | H | 111-126 | -15 |
| 2/21/88 | L | A | 112-130 | -18 |
| 11/19/88 | W | H | 107-96 | +11 |
| 12/9/88 | L | A | 105-112 | -7 |
| 11/18/89 | W | H | 107-102 | +5 |
| 3/29/90 | L | A | 101-111 | -10 |
| 2/17/91 | L | A | 110-113 | -3 |
| 3/14/91 | L | H | 103-107 | -4 |
| 11/6/91 | W | H | 112-102 | +10 |
| 2/19/92 | L | H | 115-129 | -14 |
| 12/10/92 | L | H | 99-106 | -7 |
| 2/17/93 | L | A | 99-125 | -26 |
| 11/29/93 | L | H | 103-105 | -2 |
| 12/7/93 | L | A | 87-105 | -18 |
| 3/9/95 | L | H | 94-109 | -15 |
| 3/24/95 | L | A | 96-103 | -7 |
| 11/10/95 | W | A | 119-95 | +24 |
| 11/30/95 | W | H | 105-95 | +10 |
| 11/28/96 | L | A | 83-101 | -18 |
| 1/14/97 | W | H | 105-98* | +7 |
| 1/16/98 | L | A | 92-117 | -25 |
| 2/3/98 | L | H | 93-115 | -22 |
| 1/9/99 | W | H | 116-113 | +3 |
| 2/4/00 | L | A | 94-104 | -10 |
| 1/5/01 | L | H | 91-93* | -2 |
| 3/18/01 | L | A | 95-101 | -6 |
| 11/7/01 | L | A | 104-116 | -12 |
| 3/3/02 | L | H | 86-97 | -11 |
| 3/9/03 | W | H | 107-88 | +19 |
| 4/1/03 | W | A | 103-98 | +5 |
| 12/7/03 | W | H | 91-88 | +3 |
| 3/19/03 | W | A | 94-92 | +2 |
| 12/3/04 | W | H | 113-87 | +26 |
| 12/11/04 | W | A | 97-92* | +5 |
| 1/8/05 | L | H | 83-108 | -25 |
| 3/17/06 | L | A | 93-98 | -5 |
| 2/25/07 | W | A | 110-93 | +17 |
| 3/6/07 | W | H | 102-98 | +3 |
| 1/12/08 | L | H | 105-111 | -6 |
| 1/19/08 | W | A | 110-104 | +6 |

| INDIANA | | | | | | | | | | | |
|----------------|----------------|--------------|--------------|----------------|-------|-----|-----|-----|-----|--|-----|
| | OVR | HM | RD | NTL | | OVR | HM | RD | NTL | | NTL |
| 76-77 | 2-2 | 1-1 | 1-1 | | 01-02 | 0-2 | 0-1 | 0-1 | | | |
| 77-78 | 2-2 | 2-0 | 0-2 | | 02-03 | 2-0 | 1-0 | 1-0 | | | |
| 78-79 | 3-1 | 2-0 | 1-1 | | 03-04 | 2-0 | 1-0 | 1-0 | | | |
| 79-80 | 1-1 | 1-0 | 0-1 | | 04-05 | 2-0 | 1-0 | 1-0 | | | |
| 80-81 | 0-2 | 0-1 | 0-1 | | 05-06 | 0-2 | 0-1 | 0-1 | | | |
| 81-82 | 1-1 | 1-0 | 0-1 | | 06-07 | 2-0 | 1-0 | 1-0 | | | |
| 82-83 | 1-1 | 1-0 | 0-1 | | 07-08 | 1-1 | 0-1 | 1-0 | | | |
| 83-84 | 2-0 | 1-0 | 1-0 | | | | | | | | |
| 84-85 | 1-1 | 0-1 | 1-0 | | | | | | | | |
| 85-86 | 2-0 | 1-0 | 1-0 | | | | | | | | |
| 86-87 | 1-1 | 1-0 | 0-1 | | | | | | | | |
| 87-88 | 0-2 | 0-1 | 0-1 | | | | | | | | |
| 88-89 | 1-1 | 1-0 | 0-1 | | | | | | | | |
| 89-90 | 1-1 | 1-0 | 0-1 | | | | | | | | |
| 90-91 | 0-2 | 0-1 | 0-1 | | | | | | | | |
| 91-92 | 1-1 | 1-0 | 0-1 | | | | | | | | |
| 92-93 | 0-2 | 0-1 | 0-1 | | | | | | | | |
| 93-94 | 0-2 | 0-1 | 0-1 | | | | | | | | |
| 94-95 | 0-2 | 0-1 | 0-1 | | | | | | | | |
| 95-96 | 2-0 | 1-0 | 1-0 | | | | | | | | |
| 96-97 | 1-1 | 1-0 | 0-1 | | | | | | | | |
| 97-98 | 0-2 | 0-1 | 0-1 | | | | | | | | |
| 98-99 | 0-0 | 0-0 | 0-0 | | | | | | | | |
| 99-00 | 1-1 | 1-0 | 0-1 | | | | | | | | |
| 00-01 | 0-2 | 0-1 | 0-1 | | | | | | | | |
| TOTALS | OVERALL | HOME | ROAD | NEUTRAL | | | | | | | |
| SAC-ERA | 19-25 | 12-10 | 7-15 | | | | | | | | |
| 32 YRS | 32-36 | 21-13 | 11-23 | | | | | | | | |



REGGIE MILLER

LOS ANGELES CLIPPERS

1111 S. Figueroa Street, Suite 1100 • Los Angeles, CA 90015

Phone: (213) 742-7500 — FAX: (213) 742-7569

Home Court (capacity): STAPLES Center (19,060) - opened 1999

www.clippers.com



2008-09 SERIES SCHEDULE

| Date | Site | Time (PST) |
|-------|----------------|------------|
| 11/12 | STAPLES Center | 7:30 p.m. |
| 12/30 | ARCO Arena | 7:00 p.m. |
| 2/27 | ARCO Arena | 7:00 p.m. |
| 4/10 | STAPLES Center | 7:30 p.m. |

2007-08 VS. CLIPPERS (1-3)

| Date | Site | W/L | Score |
|------|----------------|-----|----------|
| 12/7 | ARCO Arena | L | 87-97 |
| 1/23 | STAPLES Center | L | 85-111 |
| 3/5 | STAPLES Center | L | 109-116* |
| 4/3 | ARCO Arena | W | 110-98 |

* overtime

ALL-TIME SERIES (38 years)

| | Overall | Home | Road |
|----------|---------|-------|-------|
| Sac-Era | 59-42 | 39-11 | 20-31 |
| All-Time | 103-65 | 64-19 | 39-46 |

CURRENT STREAKS

| | Overall | Home | Road |
|-------|---------|------|------|
| Kings | W1 | W1 | L2 |

DIRECTORY

Chairman of the Board, Owner and NBA Governor..... Donald T. Sterling
 Executive Vice President & NBA Alternate Governor..... Richard A. Roesser
 Head Coach & General Manager..... Mike Dunleavy
 Assistant Coaches..... Jim Eyen, Kim Hughes, Rory White
 Assistant Coach/Director of Player Development..... Neal Meyer
 Assistant Coach/Director of Player Programs..... Fred Vinson
 Head Athletic Trainer..... Jason Powell
 Director of Scouting/Ast. Director of Player Personnel..... Gary Sacks
 Vice President of Communications..... Joe Safety
 Director of Communications..... Rob Raichlen
 Assistant Director of Communications..... Seth Burton
 Assistant Director of Media Services..... Ta Nisha Cooper
 Media Services Coordinator..... Steven Esparza
 Radio..... 710 ESPN, Ralph Lawler, Michael Smith, Brian Sieman
 TV..... KTLA the CW (Ch. 5), FSN PRIME TICKET (cable), Ralph Lawler,
 Michael Smith
 Colors..... Red, White, Blue

BACKGROUND

Founded:..... 1970-71, Buffalo Braves; 1978-79, San Diego Clippers; 1984-85, Los Angeles Clippers
 NBA Titles Won:..... None
 All-Time NBA Record:..... 1127-1957 (.365)
 2007-08 Record:..... 23-59 (5th in Pacific)
 2007-08 Playoff Results:..... Did Not Qualify

SERIES FACTS

Last Home Win:..... 4/3/08 (110-98)
 Last Road Win:..... 4/15/07 (105-100)
 Last Home Loss:..... 12/7/07 (87-97)
 Last Road Loss:..... 3/5/08 (109-116 OT)
 Biggest Win:..... 39 (144-105) vs. LAC, 3/6/83
 Biggest Loss:..... 30 (84-114) @ LAC, 12/2/89

2007-2008 SEASON SERIES (1-3) SACRAMENTO KINGS VS. L.A. CLIPPERS

| PLAYER | G-GS | MIN | FG-FGA | PCT | 3FG-A | PCT | FT-FTA | PCT | OFF | DEF | TOT | AST | PF | FD | STL | TO | BLK | PTS | AVG |
|-------------------|------|------|---------|------|-------|------|--------|-------|-----|-----|-----|-----|------|------|-----|----|-----|-------|------|
| Martin | 2-2 | 60 | 11-25 | .440 | 5-7 | .714 | 10-13 | .769 | 1 | 5 | 6 | 3 | 5-0 | 2 | 6 | 0 | 37 | 18.5 | |
| Bibby | 1-1 | 35 | 6-14 | .429 | 1-4 | .250 | 3-4 | .750 | 0 | 3 | 3 | 5 | 0-0 | 0 | 4 | 1 | 16 | 16.0 | |
| Moore | 4-4 | 118 | 22-30 | .733 | 0-0 | --- | 11-21 | .524 | 12 | 11 | 23 | 11 | 6 | 18-1 | 3 | 4 | 3 | 55 | 13.8 |
| Artest | 3-3 | 103 | 15-44 | .341 | 1-9 | .111 | 8-10 | .800 | 4 | 7 | 11 | 9 | 9-0 | 2 | 6 | 2 | 39 | 13.0 | |
| Udrih | 3-2 | 97 | 16-34 | .474 | 11-33 | .333 | 5-7 | .714 | 3 | 7 | 10 | 3 | 6-0 | 2 | 7 | 0 | 38 | 12.7 | |
| Garcia | 4-1 | 131 | 18-34 | .529 | 4-9 | .444 | 9-13 | .692 | 5 | 9 | 14 | 12 | 11-0 | 4 | 5 | 4 | 49 | 12.3 | |
| Miller | 4-4 | 132 | 14-33 | .424 | 1-6 | .167 | 10-14 | .714 | 6 | 29 | 35 | 19 | 13-1 | 8 | 10 | 4 | 39 | 9.8 | |
| Salmons | 4-2 | 136 | 13-44 | .295 | 2-9 | .222 | 10-13 | .769 | 2 | 20 | 22 | 10 | 8-0 | 6 | 10 | 0 | 38 | 9.8 | |
| Douby | 4-0 | 62 | 8-24 | .333 | 5-9 | .556 | 10-11 | .909 | 2 | 4 | 6 | 2 | 8-0 | 1 | 4 | 1 | 31 | 7.8 | |
| Hawes | 4-0 | 59 | 11-23 | .478 | 0-1 | .000 | 3-3 | 1.000 | 4 | 12 | 16 | 3 | 11-0 | 1 | 3 | 2 | 25 | 6.3 | |
| S. Williams (TOT) | 2-0 | 33 | 3-9 | .333 | 0-0 | --- | 5-6 | .833 | 2 | 6 | 8 | 0 | 3-0 | 0 | 1 | 1 | 11 | 5.5 | |
| S. Williams (SAC) | 2-0 | 33 | 3-9 | .333 | 0-0 | --- | 5-6 | .833 | 2 | 6 | 8 | 0 | 3-0 | 0 | 1 | 1 | 11 | 5.5 | |
| Johnson (TOT) | 3-2 | 48 | 6-12 | .500 | 0-2 | .000 | 3-3 | 1.000 | 1 | 2 | 3 | 2 | 2-0 | 0 | 1 | 1 | 15 | 5.0 | |
| Johnson (SAC) | 2-1 | 22 | 4-6 | .667 | 0-0 | --- | 1-1 | 1.000 | 0 | 2 | 2 | 2 | 1-0 | 2 | 0 | 0 | 9 | 4.5 | |
| J. Williams | 2-0 | 6 | 1-2 | .500 | 0-0 | --- | 1-4 | .250 | 3 | 0 | 3 | 0 | 1-0 | 0 | 0 | 0 | 3 | 1.5 | |
| Jones | 1-0 | 7 | 0-0 | --- | 0-0 | --- | 1-4 | .250 | 0 | 2 | 2 | 1 | 1-0 | 0 | 0 | 0 | 1 | 1.0 | |
| Thomas | 1-0 | 10 | 0-0 | --- | 0-0 | --- | 0-0 | --- | 0 | 1 | 1 | 0 | 3-0 | 1 | 3 | 0 | 0 | 0.0 | |
| Watkins | 1-0 | 0 | 0-0 | --- | 0-0 | --- | 0-0 | --- | 0 | 0 | 0 | 0 | 0-0 | 0 | 0 | 0 | 0 | 0.0 | |
| KINGS | 4 | 1010 | 142-324 | .438 | 20-58 | .345 | 87-124 | .702 | 44 | 118 | 162 | 80 | 98-2 | 32 | 66 | 18 | 391 | 97.8 | |
| CLIPPERS | 4 | 1010 | 156-347 | .450 | 19-52 | .365 | 91-124 | .734 | 61 | 135 | 196 | 99 | 98-1 | 36 | 60 | 26 | 422 | 105.5 | |

2007-2008 SEASON SERIES (3-1) LOS ANGELES CLIPPERS VS. SACRAMENTO

| PLAYER | G-GS | MIN | FG-FGA | PCT | 3FG-A | PCT | FT-FTA | PCT | OFF | DEF | TOT | AST | PF | FD | STL | TO | BLK | PTS | AVG |
|-------------------|------|------|---------|-------|-------|------|--------|-------|-----|-----|-----|-----|------|----|-----|----|-----|-------|-----|
| Maggette | 4-4 | 160 | 29-70 | .414 | 5-19 | .263 | 29-38 | .763 | 9 | 15 | 24 | 13 | 13-0 | 5 | 18 | 0 | 92 | 23.0 | |
| Kaman | 3-3 | 115 | 23-34 | .676 | 0-2 | .000 | 17-21 | .810 | 11 | 33 | 44 | 6 | 8-0 | 4 | 10 | 9 | 63 | 21.0 | |
| Thomas | 2-2 | 53 | 13-25 | .520 | 3-9 | .333 | 5-6 | .833 | 1 | 10 | 11 | 8 | 7-0 | 1 | 3 | 0 | 34 | 17.0 | |
| Thornton | 4-1 | 118 | 22-58 | .379 | 2-5 | .400 | 16-23 | .696 | 9 | 11 | 20 | 6 | 16-1 | 3 | 4 | 7 | 62 | 15.5 | |
| Brand | 1-0 | 27 | 7-15 | .467 | 0-0 | --- | 1-4 | .250 | 3 | 6 | 9 | 3 | 2-0 | 1 | 1 | 2 | 15 | 15.0 | |
| Cassell | 1-1 | 28 | 4-10 | .400 | 0-0 | --- | 4-4 | 1.000 | 0 | 5 | 5 | 2 | 2-0 | 0 | 1 | 2 | 17 | 17.0 | |
| Patterson | 1-0 | 22 | 4-6 | .667 | 0-0 | --- | 2-4 | .500 | 0 | 5 | 5 | 1 | 3-0 | 4 | 3 | 1 | 10 | 10.0 | |
| Fazekas (TOT) | 2-0 | 28 | 7-11 | .636 | 0-0 | --- | 4-5 | .800 | 2 | 2 | 4 | 1 | 3-0 | 1 | 0 | 1 | 18 | 9.0 | |
| Fazekas (LAC) | 1-0 | 25 | 7-10 | .700 | 0-0 | --- | 4-5 | .800 | 2 | 2 | 4 | 1 | 3-0 | 1 | 0 | 1 | 18 | 18.0 | |
| Parker (TOT) | 1-0 | 15 | 3-6 | .500 | 1-2 | .500 | 2-2 | 1.000 | 0 | 2 | 2 | 2 | 1-0 | 0 | 0 | 0 | 9 | 9.0 | |
| Parker (LAC) | 1-0 | 15 | 3-6 | .500 | 1-2 | .500 | 2-2 | 1.000 | 0 | 2 | 2 | 2 | 1-0 | 0 | 0 | 0 | 9 | 9.0 | |
| Dickau | 4-1 | 74 | 14-26 | .538 | 5-9 | .556 | 0-0 | --- | 1 | 7 | 8 | 10 | 9-0 | 2 | 2 | 0 | 33 | 8.3 | |
| Mobley | 3-1 | 90 | 8-18 | .444 | 3-6 | .500 | 3-3 | 1.000 | 3 | 14 | 17 | 12 | 8-0 | 1 | 3 | 0 | 22 | 7.3 | |
| Powell | 3-2 | 84 | 7-22 | .318 | 0-0 | --- | 3-7 | .429 | 13 | 13 | 26 | 3 | 8-0 | 0 | 2 | 1 | 17 | 5.7 | |
| Knights | 2-2 | 96 | 8-24 | .333 | 0-0 | --- | 2-2 | 1.000 | 1 | 4 | 5 | 17 | 9-0 | 8 | 2 | 1 | 18 | 4.5 | |
| A. Williams | 1-0 | 14 | 1-3 | .333 | 0-0 | --- | 2-2 | 1.000 | 2 | 1 | 3 | 2 | 2-0 | 2 | 1 | 1 | 4 | 4.0 | |
| M. Williams (TOT) | 1-0 | 3 | 2-2 | 1.000 | 0-0 | --- | 0-0 | --- | 0 | 1 | 1 | 0 | 0-0 | 1 | 0 | 0 | 4 | 4.0 | |
| M. Williams (LAC) | 1-0 | 3 | 2-2 | 1.000 | 0-0 | --- | 0-0 | --- | 0 | 1 | 1 | 0 | 0-0 | 1 | 0 | 0 | 4 | 4.0 | |
| Ross | 4-3 | 75 | 4-18 | .222 | 0-0 | --- | 0-0 | --- | 6 | 8 | 14 | 7 | 7-0 | 3 | 4 | 3 | 8 | 2.0 | |
| Diaz | 1-0 | 4 | 0-0 | --- | 0-0 | --- | 1-2 | .500 | 0 | 0 | 0 | 0 | 0-0 | 0 | 0 | 0 | 1 | 1.0 | |
| Davis | 1-0 | 8 | 0-0 | --- | 0-0 | --- | 0-0 | --- | 0 | 1 | 1 | 1 | 0-0 | 0 | 0 | 0 | 0 | 0.0 | |
| CLIPPERS | 4 | 1010 | 156-347 | .450 | 19-52 | .365 | 91-124 | .734 | 61 | 135 | 196 | 99 | 98-1 | 36 | 60 | 26 | 422 | 105.5 | |
| KINGS | 4 | 1010 | 142-324 | .438 | 20-58 | .345 | 87-124 | .702 | 44 | 118 | 162 | 80 | 98-2 | 32 | 66 | 18 | 391 | 97.8 | |

LOS ANGELES CLIPPERS

| DATE | W/L | H/A | SCORE | +/- |
|-----------|-----|-----|----------|-----|
| 10/25/85 | L | H | 104-108 | -4 |
| 12/4/85 | L | A | 103-128 | -25 |
| 3/14/86 | L | A | 104-105 | -1 |
| 3/29/86 | L | H | 103-112 | -9 |
| 10/31/86 | W | H | 107-106 | +1 |
| 12/18/86 | W | A | 117-113 | +4 |
| 2/28/87 | L | A | 106-111 | +5 |
| 3/28/87 | W | H | 113-91 | +22 |
| 12/4/87 | L | A | 84-98 | -14 |
| 12/15/87 | W | H | 128-108 | +20 |
| 3/20/88 | L | A | 112-116 | -4 |
| 4/2/88 | L | H | 103-105 | -2 |
| 4/19/88 | W | A | 120-105 | +15 |
| 11/16/88 | L | A | 101-112 | -11 |
| 11/29/88 | W | H | 123-95 | +28 |
| 1/11/89 | W | A | 106-104 | +2 |
| 3/29/89 | L | A | 108-114 | -6 |
| 4/22/89 | W | H | 104-89 | +15 |
| 12/2/89 | L | A | 84-114 | -30 |
| 1/22/90 | W | H | 136-104 | +32 |
| 2/19/90 | W | A | 99-97 | +2 |
| 2/20/90 | W | H | 99-90 | +9 |
| 4/3/90 | L | H | 105-114 | -9 |
| 11/2/90 | L | A | 80-90 | -10 |
| 12/23/90 | L | A | 99-109 | -10 |
| 2/12/91 | W | H | 103-101 | +2 |
| 4/7/91 | L | A | 109-119 | -10 |
| 4/21/91 | W | H | 105-101 | +4 |
| 11/1/91 | W | H | 94-90 | +4 |
| 1/31/91 | W | H | 112-109 | +3 |
| 3/10/92 | L | H | 109-120 | -11 |
| 3/15/92 | L | A | 105-131 | -26 |
| 4/14/92 | W | A | 103-97 | +6 |
| 11/10/92 | W | H | 99-97 | +2 |
| 11/11/92 | L | A | 101-109 | -8 |
| 2/6/93 | L | A | 110-119 | -9 |
| 2/23/93 | L | A | 116-123 | -7 |
| 3/23/93 | W | H | 121-104 | +17 |
| 12/12/93 | L | H | 102-112 | -10 |
| 2/5/94 | L | A | 110-122 | -12 |
| 2/9/94 | W | H | 105-95 | +10 |
| 2/25/94 | L | A | 111-121 | -10 |
| 4/11/94 | W | H | 118-97 | +21 |
| 1/21/95 | W | A# | 92-86 | +6 |
| 2/18/95 | W | H | 109-92 | +17 |
| 3/12/95 | W | A | 105-93 | +12 |
| 4/8/95 | L | H | 105-112* | -7 |
| 4/11/95 | W | A | 117-85 | +32 |
| # Anaheim | | | | |
| 11/5/95 | W | H | 99-82 | +17 |
| 12/21/95 | L | A | 96-103 | -7 |
| 2/29/96 | L | A | 110-122 | -12 |
| 4/14/96 | W | H | 101-96 | +5 |
| 12/14/96 | L | A | 94-106 | -12 |
| 12/23/96 | W | H | 100-88 | +12 |
| 2/13/97 | W | H | 105-98 | +7 |
| 3/19/97 | L | A | 98-108 | -10 |
| 11/17/97 | L | H | 85-98 | -13 |
| 11/26/97 | L | A | 97-99 | -2 |
| 1/6/98 | W | H | 105-89 | +16 |
| 4/18/98 | L | A | 77-83 | -6 |

| DATE | W/L | H/A | SCORE | +/- |
|----------|-----|-----|----------|-----|
| 3/11/99 | L | A | 92-106 | -14 |
| 4/19/99 | W | A | 102-98 | +4 |
| 4/29/99 | W | H | 103-81 | +22 |
| 12/23/99 | L | A | 91-97 | -6 |
| 1/18/00 | W | H | 104-98 | +6 |
| 3/15/00 | W | H | 98-78 | +20 |
| 3/18/00 | W | A | 104-83 | +21 |
| 1/27/01 | W | A | 101-89 | +12 |
| 2/27/01 | W | H | 106-93* | +13 |
| 3/2/01 | L | A | 81-88 | -7 |
| 4/10/01 | W | H | 116-109* | +7 |
| 12/22/01 | L | A | 85-101 | -16 |
| 1/2/02 | W | H | 105-91 | +14 |
| 3/26/02 | W | H | 107-90 | +17 |
| 4/12/02 | W | A | 125-106 | +19 |
| 11/20/02 | W | A | 93-89 | +4 |
| 11/29/02 | W | H | 107-94 | +13 |
| 1/18/03 | L | A | 107-112 | -5 |
| 3/27/03 | W | H | 93-83 | +10 |
| 12/9/03 | W | H | 105-95 | +10 |
| 1/3/04 | W | A | 116-109 | +7 |
| 1/19/04 | W | A | 125-100 | +25 |
| 3/2/04 | W | H | 113-106 | +7 |
| 1/15/05 | W | H | 99-95 | +4 |
| 1/17/05 | W | A | 89-83 | +6 |
| 3/11/05 | W | H | 113-112 | +1 |
| 3/19/05 | W | A | 111-107* | +4 |
| 12/27/05 | W | A | 110-93 | +17 |
| 1/6/06 | W | H | 118-114 | +4 |
| 4/2/06 | W | H | 106-96 | +10 |
| 4/7/06 | W | A | 96-93 | +3 |
| 11/28/06 | W | H | 93-80 | +13 |
| 12/29/06 | L | A | 93-102 | -9 |
| 3/30/07 | L | H | 101-105 | -4 |
| 4/15/07 | W | A | 105-100 | +5 |
| 12/7/07 | L | H | 87-97 | -10 |
| 1/23/08 | L | A | 85-111 | -26 |
| 3/5/08 | L | A | 109-116* | -7 |
| 4/3/08 | W | H | 110-98 | +12 |

LOS ANGELES CLIPPERS

| | OVR | HM | RD | NTL | OVR | HM | RD | NTL |
|----------------|----------------|--------------|--------------|----------------|-------|-----|-----|-----|
| 70-71 | 4-0 | 2-0 | 2-0 | | 95-96 | 2-2 | 2-0 | 0-2 |
| 71-72 | 3-3 | 2-1 | 1-2 | | 96-97 | 2-2 | 2-0 | 0-2 |
| 72-73 | 3-1 | 2-0 | 1-1 | | 97-98 | 1-3 | 1-1 | 0-2 |
| 73-74 | 2-2 | 1-1 | 1-1 | | 98-99 | 2-1 | 1-0 | 1-1 |
| 74-75 | 3-1 | 2-0 | 1-1 | | 99-00 | 3-1 | 2-0 | 1-1 |
| 75-76 | 0-4 | 0-2 | 0-2 | | 00-01 | 3-1 | 2-0 | 1-1 |
| 76-77 | 3-0 | 2-0 | 1-0 | | 01-02 | 3-1 | 2-0 | 1-1 |
| 77-78 | 2-1 | 1-0 | 1-1 | | 02-03 | 3-1 | 2-0 | 1-1 |
| 78-79 | 2-2 | 1-1 | 1-1 | | 03-04 | 4-0 | 2-0 | 2-0 |
| 79-80 | 5-1 | 2-1 | 3-0 | | 04-05 | 4-0 | 2-0 | 2-0 |
| 80-81 | 3-2 | 1-1 | 2-1 | | 05-06 | 4-0 | 2-0 | 2-0 |
| 81-82 | 4-1 | 3-0 | 1-1 | | 06-07 | 2-2 | 1-1 | 1-1 |
| 82-83 | 4-1 | 2-0 | 2-1 | | 07-08 | 1-3 | 1-1 | 0-2 |
| 83-84 | 3-2 | 2-1 | 1-1 | | | | | |
| 84-85 | 3-2 | 2-0 | 1-2 | | | | | |
| 85-86 | 0-5 | 0-3 | 0-2 | | | | | |
| 86-87 | 4-1 | 2-0 | 2-1 | | | | | |
| 87-88 | 2-3 | 2-1 | 0-2 | | | | | |
| 88-89 | 3-2 | 2-0 | 1-2 | | | | | |
| 89-90 | 3-2 | 2-1 | 1-1 | | | | | |
| 90-91 | 2-3 | 2-0 | 0-3 | | | | | |
| 91-92 | 3-2 | 2-1 | 1-1 | | | | | |
| 92-93 | 2-3 | 2-0 | 0-3 | | | | | |
| 93-94 | 2-3 | 2-1 | 0-2 | | | | | |
| 94-95 | 4-1 | 1-1 | 3-0 | | | | | |
| TOTALS | OVERALL | HOME | ROAD | NEUTRAL | | | | |
| SAC-ERA | 59-42 | 39-11 | 20-31 | | | | | |
| 38 YRS | 103-65 | 64-19 | 39-46 | | | | | |

LOS ANGELES LAKERS

555 N. Nash Street • El Segundo, CA 90245
 Phone: (310) 426-6000 — FAX: (310) 426-6106

Home Court (capacity): STAPLES Center (18,997) - opened 1999
 www.lakers.com



2008-09 SERIES SCHEDULE

| Date | Site | Time (PST) |
|-------|----------------|------------|
| 11/23 | STAPLES Center | 7:30 p.m. |
| 12/9 | ARCO Arena | 7:00 p.m. |
| 12/12 | STAPLES Center | 7:30 p.m. |
| 4/7 | ARCO Arena | 7:00 p.m. |

2007-08 VS. LAKERS (1-3)

| Date | Site | W/L | Score |
|------|----------------|-----|---------|
| 1/4 | ARCO Arena | L | 105-117 |
| 3/2 | STAPLES Center | W | 114-113 |
| 4/1 | STAPLES Center | L | 92-114 |
| 4/18 | ARCO Arena | L | 101-124 |

ALL-TIME SERIES (60 years)

| | Overall | Home | Road |
|----------|---------|-------|-------|
| Sac-Era | 29-72 | 18-33 | 11-39 |
| All-Time | 138-250 | | |

CURRENT STREAKS

| | Overall | Home | Road |
|-------|---------|------|------|
| Kings | L2 | L4 | L1 |

DIRECTORY

Owner, President, Governor and Director..... Dr. Jerry H. Buss
 Co-Owners Phillip F. Anschutz, Edward P. Roski, Jr.
 Co-Owner, Vice-President Earvin Johnson
 Director Tim Leiveke
 General Manager Mitch Kupchak
 Head Coach Phil Jackson
 Assistant Coaches Jim Cleamons, Frank Hamblen, Kurt Rambis,
 Brian Shaw
 Special Assistant Coaches Kareem Abdul-Jabbar, Craig Hodges
 Athletic Trainer Gary Vitti
 Director of Scouting/Basketball Consultant Bill Bertka
 Scouts Gary Boyson, Adam Filippi, Kevin Grevey,
 Irving Thomas, Gene Tormohlen
 Vice President, Public Relations John Black
 Senior Manager, Public Relations Alison Bogli
 Manager, Public Relations Josh Rupprecht
 Coordinator, Public Relations Nick Mazzella
 Assistant, Public Relations Matt Fleer
 Radio AM 570 Sports, Spero Dedes, Mychal Thompson
 ESPN DEPORTES (1330 AM Spanish), Fernando Gonzales,
 Pepe Mantilla
 TV KCAL-TV, FSN West(cable), Joel Meyers, Stu Lantz
 Colors Purple and Gold

BACKGROUND

Founded: 1948-49, Minneapolis Lakers; 1960-61, Los Angeles Lakers
 NBA Titles Won: 14, last in 2002-03
 All-Time NBA Record: 2905-1824 (.614)
 2007-08 Record: 57-25 (1st in Pacific)
 2007-08 Playoff Results: Won 4-0 over Denver in First Round,
 Won 4-2 over Utah in Western Conference Semifinals,
 Won 4-1 over San Antonio in Western Conference Finals,
 Lost 2-4 to Boston in NBA Finals

SERIES FACTS

Last Home Win: 3/14/06 (114-98)
 Last Road Win: 3/9/08 (114-113)
 Last Home Loss: 4/6/08 (92-114)
 Last Road Loss: 4/15/08 (101-124)
 Biggest Win: 34 (146-112) vs. LAL, 1/5/71
 Biggest Loss: 44 (102-146) @ LAL, 2/6/68

2007-2008 SEASON SERIES (1-3) SACRAMENTO KINGS VS. L.A. LAKERS

| PLAYER | G-GS | MIN | FG-FGA | PCT | 3FG-A | PCT | FT-FTA | PCT | OFF | DEF | TOT | AST | PF-DQ | STL | TO BLK | PTS | AVG | |
|-------------------|------|-----|---------|------|-------|------|---------|-------|-----|-----|-----|-----|-------|-----|--------|-----|-----|-------|
| Martin | 3-3 | 104 | 20-40 | .500 | 2-5 | .400 | 24-27 | .889 | 2 | 6 | 8 | 2 | 7-0 | 1 | 8 | 0 | 66 | 22.0 |
| Udrih | 3-3 | 115 | 26-49 | .531 | 3-8 | .375 | 7-7 | 1.000 | 1 | 7 | 8 | 19 | 7-0 | 3 | 7 | 0 | 62 | 20.7 |
| Artest | 3-3 | 93 | 23-57 | .404 | 3-11 | .273 | 10-11 | .909 | 4 | 9 | 13 | 4 | 12-0 | 7 | 5 | 3 | 59 | 19.7 |
| Douby | 3-0 | 57 | 14-32 | .438 | 4-12 | .333 | 7-7 | 1.000 | 0 | 4 | 4 | 7 | 5-0 | 2 | 3 | 0 | 39 | 13.0 |
| Salmons | 4-1 | 111 | 14-37 | .378 | 0-3 | .000 | 11-14 | .786 | 5 | 14 | 19 | 6 | 9-0 | 11 | 10 | 0 | 39 | 9.8 |
| Garcia | 4-1 | 87 | 13-25 | .520 | 7-11 | .636 | 4-4 | 1.000 | 0 | 3 | 3 | 7 | 15-1 | 4 | 11 | 1 | 37 | 9.3 |
| Miller | 4-4 | 121 | 15-22 | .682 | 0-0 | --- | 4-4 | 1.000 | 7 | 25 | 32 | 6 | 13-0 | 3 | 6 | 1 | 34 | 8.5 |
| Moore | 2-2 | 56 | 6-13 | .462 | 0-0 | --- | 4-5 | .800 | 4 | 14 | 18 | 6 | 9-0 | 2 | 4 | 2 | 16 | 8.0 |
| Hawes | 4-2 | 101 | 14-37 | .378 | 1-4 | .250 | 0-0 | --- | 8 | 23 | 31 | 5 | 13-0 | 2 | 7 | 12 | 29 | 7.3 |
| S. Williams (TOT) | 4-0 | 68 | 12-24 | .500 | 0-0 | --- | 2-3 | .667 | 8 | 8 | 16 | 2 | 10-0 | 4 | 5 | 2 | 26 | 6.5 |
| S. Williams (SAC) | 4-0 | 68 | 12-24 | .500 | 0-0 | --- | 2-3 | .667 | 8 | 8 | 16 | 2 | 10-0 | 4 | 5 | 2 | 26 | 6.5 |
| Johnson (TOT) | 4-2 | 71 | 2-8 | .250 | 0-2 | .000 | 3-4 | .750 | 0 | 7 | 7 | 12 | 4-0 | 2 | 4 | 0 | 7 | 1.8 |
| Johnson (SAC) | 3-1 | 46 | 1-5 | .200 | 0-1 | .000 | 3-4 | .750 | 0 | 3 | 3 | 4 | 3-0 | 0 | 2 | 0 | 5 | 1.7 |
| KINGS | 4 | 960 | 158-341 | .463 | 20-55 | .364 | 76-86 | .884 | 39 | 116 | 155 | 68 | 103-1 | 39 | 72 | 21 | 412 | 103.0 |
| LAKERS | 4 | 960 | 164-336 | .488 | 33-77 | .429 | 107-127 | .843 | 50 | 124 | 174 | 109 | 84-0 | 37 | 69 | 27 | 468 | 117.0 |

2007-2008 SEASON SERIES (3-1) LOS ANGELES LAKERS VS. SACRAMENTO

| PLAYER | G-GS | MIN | FG-FGA | PCT | 3FG-A | PCT | FT-FTA | PCT | OFF | DEF | TOT | AST | PF-DQ | STL | TO BLK | PTS | AVG | |
|--------------|------|-----|---------|------|-------|-------|---------|-------|-----|-----|-----|-----|-------|-----|--------|-----|-----|-------|
| Bryant | 4-4 | 150 | 29-72 | .403 | 5-18 | .278 | 46-53 | .868 | 5 | 16 | 21 | 18 | 11-0 | 8 | 13 | 0 | 109 | 27.3 |
| Gasol (TOT) | 5-5 | 187 | 43-71 | .606 | 0-0 | --- | 31-39 | .795 | 7 | 31 | 38 | 19 | 12-0 | 3 | 12 | 10 | 117 | 23.4 |
| Gasol (LAL) | 4-4 | 149 | 35-55 | .636 | 0-0 | --- | 28-35 | .800 | 7 | 26 | 33 | 19 | 7-0 | 3 | 11 | 8 | 98 | 24.5 |
| Odom | 4-4 | 146 | 27-32 | .844 | 1-1 | 1.000 | 11-13 | .846 | 12 | 29 | 41 | 18 | 11-0 | 5 | 11 | 6 | 66 | 16.5 |
| Radmanovic | 4-3 | 92 | 17-28 | .607 | 7-13 | .538 | 3-4 | .750 | 5 | 15 | 20 | 9 | 9-0 | 4 | 3 | 1 | 44 | 11.0 |
| Vujacic | 4-0 | 81 | 15-33 | .455 | 9-16 | .563 | 3-3 | 1.000 | 1 | 10 | 11 | 7 | 9-0 | 3 | 2 | 1 | 42 | 10.5 |
| Fisher | 4-4 | 115 | 14-36 | .389 | 7-15 | .467 | 6-6 | 1.000 | 0 | 7 | 7 | 14 | 13-0 | 5 | 7 | 1 | 41 | 10.3 |
| Farmar | 4-0 | 74 | 10-25 | .400 | 4-11 | .364 | 3-4 | .750 | 1 | 6 | 7 | 8 | 2-0 | 5 | 8 | 0 | 27 | 6.8 |
| Walton | 3-1 | 61 | 7-22 | .318 | 0-2 | .000 | 5-7 | .714 | 6 | 4 | 10 | 7 | 5-0 | 3 | 4 | 0 | 19 | 6.3 |
| Milne | 1-0 | 12 | 1-7 | .143 | 0-0 | --- | 2-2 | 1.000 | 1 | 0 | 1 | 0 | 1-0 | 0 | 1 | 3 | 4 | 4.0 |
| Turiaf | 4-0 | 51 | 6-11 | .545 | 0-0 | --- | 0-0 | --- | 4 | 9 | 13 | 8 | 11-0 | 0 | 6 | 1 | 12 | 3.0 |
| Mbenga (TOT) | 2-0 | 13 | 2-8 | .250 | 0-0 | --- | 0-0 | --- | 3 | 0 | 3 | 0 | 1-0 | 0 | 1 | 4 | 2.0 | |
| Mbenga (LAL) | 2-0 | 13 | 2-8 | .250 | 0-0 | --- | 0-0 | --- | 3 | 0 | 3 | 0 | 1-0 | 0 | 1 | 4 | 2.0 | |
| Newble (TOT) | 2-0 | 15 | 1-7 | .143 | 0-1 | .000 | 0-0 | --- | 5 | 2 | 7 | 1 | 4-0 | 1 | 3 | 0 | 2 | 1.0 |
| Newble (LAL) | 2-0 | 15 | 1-7 | .143 | 0-1 | .000 | 0-0 | --- | 5 | 2 | 7 | 1 | 4-0 | 1 | 3 | 0 | 2 | 1.0 |
| LAKERS | 4 | 960 | 164-336 | .488 | 33-77 | .429 | 107-127 | .843 | 50 | 124 | 174 | 109 | 84-0 | 37 | 69 | 27 | 468 | 117.0 |
| KINGS | 4 | 960 | 158-341 | .463 | 20-55 | .364 | 76-86 | .884 | 39 | 116 | 155 | 68 | 103-1 | 39 | 72 | 21 | 412 | 103.0 |

LOS ANGELES LAKERS

| DATE | W/L | H/A | SCORE | +/- |
|----------|-----|-----|-----------|-----|
| 12/21/85 | L | H | 116-117 | -1 |
| 12/28/85 | L | H | 111-133 | -22 |
| 3/8/86 | L | A | 121-122** | -1 |
| 3/22/86 | L | H | 113-115 | -2 |
| 4/3/86 | L | A | 105-135 | -30 |
| 4/12/86 | L | H | 92-105 | -13 |
| 11/16/86 | L | A | 111-113 | -2 |
| 12/23/86 | L | H | 117-127* | -10 |
| 2/4/87 | L | A | 92-128 | -36 |
| 2/10/87 | L | H | 98-114 | -16 |
| 3/22/87 | L | A | 121-129 | -8 |
| 12/1/87 | L | H | 120-125* | -5 |
| 12/23/87 | L | A | 103-117 | -14 |
| 1/28/88 | L | H | 94-115 | -21 |
| 3/26/88 | W | H | 114-92 | +22 |
| 4/3/88 | L | A | 104-108 | -4 |
| 12/23/88 | L | A | 102-120 | -18 |
| 1/10/89 | W | H | 106-97 | +9 |
| 2/20/89 | L | H | 97-100 | -3 |
| 2/24/89 | L | A | 103-115 | -12 |
| 3/23/89 | L | H | 92-115 | -23 |
| 4/20/89 | L | A | 115-118 | -3 |
| 11/30/89 | L | H | 93-109 | -16 |
| 12/26/89 | L | A | 102-104 | -2 |
| 1/15/90 | L | A | 91-111 | -20 |
| 2/15/90 | L | H | 92-101 | -9 |
| 4/5/90 | L | A | 103-110 | -7 |
| 11/9/90 | L | A | 86-100 | -14 |
| 1/17/91 | L | H | 78-93 | -15 |
| 3/25/91 | L | H | 89-99 | -10 |
| 3/31/91 | L | A | 87-115 | -28 |
| 12/10/91 | L | H | 90-92 | -2 |
| 12/15/91 | L | A | 94-110 | -16 |
| 1/23/92 | L | H | 105-108 | -3 |
| 1/24/92 | L | A | 92-95 | -3 |
| 4/16/92 | W | H | 102-94 | +8 |
| 11/8/92 | W | A | 124-114 | +10 |
| 12/1/92 | W | H | 117-110 | +7 |
| 1/8/93 | L | A | 90-93 | -3 |
| 2/24/93 | L | H | 99-104 | -5 |
| 4/24/93 | L | A | 107-125 | -18 |
| 11/10/93 | W | H | 112-101 | +11 |
| 1/5/94 | W | H | 106-98 | +8 |
| 2/10/94 | W | A | 103-84 | +19 |
| 2/24/94 | W | H | 102-90 | +12 |
| 4/6/94 | L | A | 123-128* | -5 |
| 12/23/94 | L | A | 89-100 | -11 |
| 2/16/95 | W | H | 89-82 | +16 |
| 3/3/95 | L | A | 104-109** | -5 |
| 3/19/95 | L | A | 116-121 | -5 |
| 4/12/95 | W | H | 109-99 | +10 |
| 11/14/95 | L | H | 100-106 | -6 |
| 11/24/95 | W | A | 99-98 | +1 |
| 12/22/95 | L | A | 83-116 | -33 |
| 3/7/96 | L | H | 89-102 | -13 |
| 12/10/96 | L | H | 90-92 | -2 |
| 1/2/97 | L | H | 83-90 | -7 |
| 1/3/97 | L | A | 93-100 | -7 |
| 4/17/97 | L | A | 99-108 | -9 |
| 11/4/97 | L | H | 98-101 | -3 |
| 12/30/97 | L | A | 80-93 | -13 |
| 3/22/98 | L | H | 93-96 | -3 |
| 3/25/98 | L | A | 91-114 | -23 |

| DATE | W/L | H/A | SCORE | +/- |
|----------|-----|-----|----------|-----|
| 3/14/99 | W | A | 105-101 | +4 |
| 3/26/99 | W | A | 111-109 | +2 |
| 4/7/99 | L | H | 89-104 | -15 |
| 12/8/99 | W | H | 103-91 | +12 |
| 3/12/00 | L | A | 106-109 | -3 |
| 3/26/00 | L | H | 89-90 | -1 |
| 4/14/00 | L | A | 114-121 | -7 |
| 11/16/00 | L | H | 110-112* | -2 |
| 2/4/01 | L | A | 94-100 | -6 |
| 3/25/01 | L | H | 72-84 | -12 |
| 3/28/01 | W | A | 108-84 | +24 |
| 11/18/01 | L | A | 85-93 | -8 |
| 12/7/01 | W | H | 97-91 | +6 |
| 3/24/02 | L | H | 96-97 | -1 |
| 4/17/02 | L | A | 95-109 | -14 |
| 12/25/02 | W | A | 105-99 | +6 |
| 1/31/03 | L | H | 113-124 | -11 |
| 3/20/03 | W | H | 107-99 | +8 |
| 4/10/03 | W | H | 104-117 | -13 |
| 1/16/04 | W | H | 103-83 | +20 |
| 2/26/04 | W | A | 103-101 | +2 |
| 3/24/04 | L | A | 91-115 | -24 |
| 4/11/04 | W | H | 102-85 | +17 |
| 11/26/04 | W | A | 109-106 | +3 |
| 12/16/04 | L | H | 99-115 | -16 |
| 4/10/05 | W | H | 124-105 | +19 |
| 4/15/05 | W | A | 115-106 | +9 |
| 1/19/06 | W | H | 118-109* | +8 |
| 2/23/06 | L | A | 85-106 | -21 |
| 3/14/06 | W | H | 114-98 | +16 |
| 3/22/06 | L | A | 80-87 | -7 |
| 1/4/07 | L | H | 128-132* | -4 |
| 3/2/07 | W | A | 116-108 | +8 |
| 4/1/07 | L | A | 103-126 | -23 |
| 4/18/07 | L | H | 106-117 | -11 |
| 3/4/08 | L | H | 105-117 | -12 |
| 3/9/08 | W | A | 114-113 | +1 |
| 4/6/08 | L | H | 92-114 | -22 |
| 4/15/08 | L | A | 101-124 | -23 |

LOS ANGELES LAKERS

| OVR | HM | RD | NTL | OVR | HM | RD | NTL |
|-------|-------|-------------------|-------|-----|-----|-----|-----|
| 48-60 | 53-69 | (Minneapolis Era) | 84-85 | 0-5 | 0-2 | 0-3 | |
| 60-61 | 8-5 | 5-0 2-2 1-3 | 85-86 | 0-5 | 0-3 | 0-2 | |
| 61-62 | 5-7 | 3-1 1-4 1-2 | 86-87 | 0-5 | 0-2 | 0-3 | |
| 62-63 | 3-6 | 2-2 1-3 0-1 | 87-88 | 1-4 | 1-2 | 0-2 | |
| 63-64 | 4-5 | 2-3 2-2 | 88-89 | 1-5 | 1-2 | 0-3 | |
| 64-65 | 6-4 | 5-0 1-4 | 89-90 | 0-5 | 0-2 | 0-3 | |
| 65-66 | 4-6 | 3-1 1-4 0-1 | 90-91 | 0-4 | 0-2 | 0-2 | |
| 66-67 | 3-6 | 1-2 1-3 1-1 | 91-92 | 1-4 | 1-2 | 0-2 | |
| 67-68 | 1-6 | 1-1 0-4 0-1 | 92-93 | 2-3 | 1-1 | 1-2 | |
| 68-69 | 2-4 | 2-0 0-3 0-1 | 93-94 | 4-1 | 3-0 | 1-1 | |
| 69-70 | 2-4 | 0-2 2-1 0-1 | 94-95 | 2-3 | 2-0 | 0-3 | |
| 70-71 | 1-4 | 0-1 0-2 1-1 | 95-96 | 1-3 | 0-2 | 1-1 | |
| 71-72 | 1-4 | 1-1 0-3 | 96-97 | 0-4 | 0-2 | 0-2 | |
| 72-73 | 1-5 | 0-3 1-2 | 97-98 | 0-4 | 0-2 | 0-2 | |
| 73-74 | 1-5 | 1-2 0-3 | 98-99 | 2-1 | 1-1 | 1-0 | |
| 74-75 | 3-1 | 2-0 1-1 | 99-00 | 1-3 | 1-1 | 0-2 | |
| 75-76 | 2-3 | 2-0 0-3 | 00-01 | 1-3 | 0-2 | 1-1 | |
| 76-77 | 1-3 | 1-1 0-2 | 01-02 | 1-3 | 1-1 | 0-2 | |
| 77-78 | 2-2 | 2-0 0-2 | 02-03 | 2-2 | 1-1 | 1-1 | |
| 78-79 | 2-2 | 2-0 0-2 | 03-04 | 3-1 | 2-0 | 1-1 | |
| 79-80 | 2-4 | 2-1 0-3 | 04-05 | 3-1 | 1-1 | 2-0 | |
| 80-81 | 0-5 | 0-2 0-3 | 05-06 | 2-2 | 2-0 | 2-0 | |
| 81-82 | 1-4 | 1-2 0-2 | 06-07 | 1-3 | 0-2 | 1-1 | |
| 82-83 | 1-4 | 1-0 0-3 0-1 | 07-08 | 1-3 | 0-2 | 1-1 | |
| 83-84 | 0-5 | 0-3 0-2 | | | | | |

| TOTALS | OVERALL | HOME | ROAD | NEUTRAL |
|---------|---------|-------|-------|---------|
| SAC-ERA | 29-72 | 18-33 | 11-39 | |
| 60 YRS | 138-250 | | | |

MEMPHIS GRIZZLIES



MEMPHIS
GRIZZLIES

191 Beale Street • Memphis, TN 38103
Phone: (901) 205-1234— FAX: (901) 205-1122
Home Court (capacity): FedExForum (18,119) - opened 2004
www.grizzlies.com

2008-09 SERIES SCHEDULE

| Date | Site | Time (PST) |
|-------|------------|------------|
| 11/5 | ARCO Arena | 7:00 p.m. |
| 11/18 | FedExForum | 5:00 p.m. |
| 3/27 | ARCO Arena | 7:00 p.m. |

2007-08 VS. GRIZZLIES (2-2)

| Date | Site | W/L | Score |
|------|------------|-----|----------|
| 1/10 | ARCO Arena | W | 116-113 |
| 2/12 | FedExForum | L | 94-107 |
| 3/22 | FedExForum | L | 111-117 |
| 3/26 | ARCO Arena | W | 107-106* |

* overtime

ALL-TIME SERIES (13 years)

| | Overall | Home | Road |
|----------|---------|------|-------|
| Sac-Era | 37-13 | 24-1 | 13-12 |
| All-Time | 37-13 | 24-1 | 13-12 |

CURRENT STREAKS

| | Overall | Home | Road |
|-------|---------|------|------|
| Kings | W1 | W19 | L2 |

DIRECTORY

Majority Owner Michael Heisley
President, Hoops LP Gene Bartow
General Manager/Vice President Basketball Operations Chris Wallace
Director of Player Personnel Tony Barone
Head Coach Marc Iavoroni
Assistant Coaches Johnny Davis, Kevin O'Neill, Andy Greer,
David Joerger, Ron DuBois
Head Athletic Trainer Drew Graham
Director of Scouting Tony Barone, Jr.
Director of Basketball Media Relations Dustin Krugel
Coordinator of Basketball Media Relations Ross Wooden
Radio WRBO (103.5 FM), Eric Hasseltine, Hank McDowell, Elliot Perry
TV FSN South (Cable), Pete Pranica, Sean Tuohy, Rob Fischer
Colors Memphis Midnight, Beale Street Blue, Smoke Blue,
Grizzlies Gold

BACKGROUND

Founded: 1995-96 expansion team, Vancouver Grizzlies;
..... 2000-01, Memphis Grizzlies
NBA Titles Won: None
All-Time NBA Record: 340-694 (.329)
2007-08 Record: 22-60 (5th in Southwest)
2007-08 Playoff Results: Did Not Qualify

SERIES FACTS

Last Home Win: 3/26/08 (107-106 OT)
Last Road Win: 4/10/07 (112-100)
Last Home Loss: 4/19/98 (108-112, OT)
Last Road Loss: 3/22/08 (111-117)
Biggest Win: 28 (118-90) vs. Vanc., 4/6/01
Biggest Loss: 14 twice, last (85-99) @ Mem., 1/10/06

2007-2008 SEASON SERIES (2-2) SACRAMENTO KINGS VS. MEMPHIS

| PLAYER | G-GS | MIN | FG-FGA | PCT | 3FG-A | PCT | FT-FTA | PCT | OFF | DEF | TOT | AST | PF-DQ | STL | TO | BLK | PTS | AVG |
|-------------------|------|-----|---------|-------|-------|------|--------|-------|-----|-----|-----|-----|-------|-----|----|-----|-----|-------|
| Martin | 3-3 | 126 | 26-67 | 38.8 | 8-22 | .364 | 38-41 | .927 | 5 | 15 | 20 | 9 | 5-0 | 3 | 5 | 0 | 98 | 32.7 |
| Artest | 2-2 | 85 | 15-39 | 38.5 | 3-10 | .300 | 9-9 | 1.000 | 4 | 6 | 10 | 10 | 8-0 | 9 | 7 | 0 | 42 | 21.0 |
| Bibby | 1-1 | 39 | 7-16 | 43.8 | 4-8 | .500 | 0-0 | --- | 2 | 2 | 4 | 4 | 4-0 | 1 | 0 | 0 | 18 | 18.0 |
| Miller | 3-3 | 118 | 16-37 | 43.2 | 0-3 | .000 | 15-15 | 1.000 | 12 | 28 | 40 | 19 | 9-0 | 4 | 4 | 3 | 47 | 15.7 |
| Udrih | 2-1 | 60 | 12-26 | 46.2 | 3-5 | .600 | 3-3 | 1.000 | 1 | 4 | 5 | 5 | 5-0 | 3 | 4 | 0 | 30 | 15.0 |
| Garcia | 3-1 | 100 | 16-42 | 38.1 | 5-21 | .238 | 7-8 | .875 | 2 | 6 | 8 | 5 | 10-0 | 9 | 5 | 3 | 44 | 14.7 |
| Salmons | 4-2 | 110 | 18-41 | 43.9 | 1-7 | .143 | 7-9 | .778 | 6 | 17 | 23 | 12 | 4-0 | 1 | 8 | 0 | 44 | 11.0 |
| Moore | 4-4 | 135 | 16-30 | 53.3 | 0-0 | --- | 5-7 | .714 | 9 | 20 | 29 | 7 | 20-1 | 0 | 6 | 4 | 37 | 9.3 |
| Johnson (TOT) | 3-3 | 93 | 7-20 | 35.0 | 4-8 | .500 | 0-0 | --- | 2 | 13 | 15 | 17 | 5-0 | 3 | 5 | 0 | 18 | 6.0 |
| Johnson (SAC) | 2-2 | 62 | 5-16 | 31.3 | 3-7 | .429 | 0-0 | --- | 1 | 9 | 10 | 9 | 4-0 | 1 | 1 | 0 | 13 | 6.5 |
| Hawes | 4-1 | 64 | 11-17 | 64.7 | 0-0 | --- | 1-3 | .333 | 5 | 12 | 17 | 2 | 9-0 | 0 | 3 | 4 | 23 | 5.8 |
| S. Williams (TOT) | 2-0 | 33 | 4-11 | 36.4 | 0-1 | .000 | 3-4 | .750 | 3 | 7 | 10 | 1 | 6-0 | 0 | 2 | 1 | 11 | 5.5 |
| S. Williams (SAC) | 1-0 | 16 | 2-2 | 1.000 | 0-0 | --- | 3-4 | .750 | 1 | 3 | 4 | 1 | 4-0 | 0 | 1 | 1 | 7 | 7.0 |
| Douby | 4-0 | 54 | 8-20 | 40.0 | 1-6 | .167 | 2-2 | 1.000 | 1 | 3 | 4 | 0 | 5-0 | 1 | 4 | 0 | 19 | 4.8 |
| Jones | 2-0 | 10 | 2-2 | 1.000 | 0-0 | --- | 0-0 | --- | 0 | 2 | 2 | 1 | 6-1 | 0 | 2 | 0 | 4 | 2.0 |
| Wright (TOT) | 2-0 | 5 | 1-2 | 50.0 | 0-0 | --- | 0-0 | --- | 1 | 0 | 1 | 1 | 1-0 | 0 | 0 | 0 | 2 | 1.0 |
| Wright (SAC) | 1-0 | 5 | 1-2 | 50.0 | 0-0 | --- | 0-0 | --- | 1 | 0 | 1 | 1 | 1-0 | 0 | 0 | 0 | 2 | 2.0 |
| J. Williams | 2-0 | 1 | 0-0 | --- | 0-0 | --- | 0-0 | --- | 0 | 0 | 0 | 0 | 1-0 | 0 | 0 | 0 | 0 | 0.0 |
| KINGS | 4 | 985 | 155-357 | 43.4 | 28-89 | .315 | 90-101 | .891 | 50 | 127 | 177 | 85 | 95-2 | 32 | 51 | 15 | 428 | 107.0 |
| GRIZZLIES | 4 | 985 | 158-315 | 50.2 | 39-99 | .394 | 88-127 | .693 | 31 | 136 | 167 | 83 | 97-1 | 29 | 69 | 20 | 443 | 110.8 |

2007-2008 SEASON SERIES (2-2) MEMPHIS GRIZZLIES VS. SACRAMENTO

| PLAYER | G-GS | MIN | FG-FGA | PCT | 3FG-A | PCT | FT-FTA | PCT | OFF | DEF | TOT | AST | PF-DQ | STL | TO | BLK | PTS | AVG |
|------------------|------|-----|---------|------|-------|------|--------|------|-----|-----|-----|-----|-------|-----|----|-----|-----|-------|
| Gay | 4-4 | 150 | 30-59 | 50.8 | 11-27 | .407 | 18-21 | .857 | 3 | 18 | 21 | 10 | 13-0 | 5 | 10 | 3 | 89 | 22.3 |
| Gasol | 1-1 | 38 | 8-16 | 50.0 | 0-0 | --- | 3-4 | .750 | 0 | 5 | 5 | 0 | 5-0 | 0 | 1 | 2 | 19 | 19.0 |
| Warrick | 4-3 | 124 | 25-46 | 54.3 | 2-5 | .400 | 16-23 | .696 | 4 | 29 | 33 | 1 | 12-0 | 3 | 6 | 0 | 68 | 17.0 |
| Miller | 4-4 | 128 | 23-35 | 65.7 | 10-17 | .588 | 5-11 | .455 | 0 | 20 | 20 | 16 | 15-1 | 2 | 4 | 0 | 61 | 15.3 |
| Navarro | 4-0 | 112 | 19-47 | 40.4 | 11-30 | .367 | 11-13 | .846 | 2 | 10 | 12 | 9 | 6-0 | 2 | 2 | 0 | 60 | 15.0 |
| Conley | 4-4 | 111 | 18-31 | 58.1 | 3-8 | .375 | 6-10 | .600 | 2 | 5 | 7 | 16 | 9-0 | 4 | 10 | 0 | 45 | 11.3 |
| Milicic | 4-4 | 130 | 16-32 | 50.0 | 0-0 | --- | 11-20 | .550 | 13 | 21 | 34 | 5 | 10-4 | 4 | 12 | 9 | 43 | 10.8 |
| Crittenton (TOT) | 2-0 | 44 | 7-16 | 43.8 | 1-3 | .333 | 6-10 | .600 | 5 | 7 | 12 | 4 | 5-0 | 1 | 5 | 0 | 21 | 10.5 |
| Crittenton (MEM) | 2-0 | 44 | 7-16 | 43.8 | 1-3 | .333 | 6-10 | .600 | 5 | 7 | 12 | 4 | 5-0 | 1 | 5 | 0 | 21 | 10.5 |
| Lowry | 4-0 | 87 | 11-25 | 44.0 | 1-4 | .250 | 11-13 | .846 | 2 | 10 | 12 | 22 | 8-0 | 5 | 7 | 1 | 34 | 8.5 |
| Collins (TOT) | 4-0 | 58 | 1-3 | 33.3 | 0-0 | --- | 1-2 | .500 | 0 | 7 | 7 | 0 | 13-0 | 3 | 4 | 5 | 3 | 0.8 |
| Collins (MEM) | 3-0 | 48 | 1-3 | 33.3 | 0-0 | --- | 1-2 | .500 | 0 | 7 | 7 | 0 | 11-0 | 3 | 4 | 5 | 3 | 1.0 |
| K. Brown (TOT) | 1-0 | 2 | 0-0 | --- | 0-0 | --- | 0-0 | --- | 0 | 1 | 1 | 0 | 0-0 | 0 | 0 | 0 | 0 | 0.0 |
| K. Brown (MEM) | 1-0 | 2 | 0-0 | --- | 0-0 | --- | 0-0 | --- | 0 | 1 | 1 | 0 | 0-0 | 0 | 0 | 0 | 0 | 0.0 |
| Cardinal | 3-0 | 13 | 0-5 | .000 | 0-5 | .000 | 0-0 | --- | 0 | 3 | 3 | 0 | 3-0 | 0 | 1 | 0 | 0 | 0.0 |
| GRIZZLIES | 4 | 985 | 158-315 | 50.2 | 39-99 | .394 | 88-127 | .693 | 31 | 136 | 167 | 83 | 97-1 | 29 | 69 | 20 | 443 | 110.8 |
| KINGS | 4 | 985 | 155-357 | 43.4 | 28-89 | .315 | 90-101 | .891 | 50 | 127 | 177 | 85 | 95-2 | 32 | 51 | 15 | 428 | 107.0 |

MEMPHIS GRIZZLIES

| DATE | W/L | H/A | SCORE | +/- |
|-----------|-----|-----|----------|-----|
| Vancouver | | | | |
| 12/18/95 | W | H | 92-85 | +7 |
| 2/14/96 | L | A | 86-93 | +7 |
| 3/11/96 | W | H | 92-88 | +4 |
| 4/12/96 | L | A | 98-99 | -1 |
| 11/18/96 | W | A | 84-83 | +1 |
| 12/26/96 | W | H | 111-88 | +23 |
| 1/11/97 | W | A | 109-101 | +8 |
| 4/8/97 | W | H | 109-93 | +16 |
| 11/1/97 | L | A | 96-97 | -1 |
| 1/2/98 | W | H | 94-80 | +14 |
| 3/6/98 | W | A | 98-96 | +2 |
| 4/19/98 | L | H | 108-112* | -4 |
| 2/7/99 | W | H | 109-87 | +22 |
| 3/2/99 | W | A | 111-101 | +10 |
| 4/11/99 | W | A | 91-88 | +3 |
| 5/5/99 | W | H | 99-95 | +4 |
| 11/16/99 | W | H | 81-77 | +4 |
| 12/15/99 | W | A | 109-106 | +3 |
| 2/26/00 | L | A | 90-102 | -12 |
| 2/29/00 | W | H | 112-87 | +25 |
| 12/22/01 | W | A | 95-91 | +4 |
| 2/2/02 | W | H | 105-95 | +10 |
| 4/6/01 | W | A | 118-90 | +28 |
| 4/16/01 | W | H | 110-100 | +10 |
| Memphis | | | | |
| 11/26/01 | L | A | 94-98 | -4 |
| 12/16/01 | W | H | 104-87 | +17 |
| 1/21/02 | W | H | 112-98 | +14 |
| 4/2/02 | W | A | 107-83 | +24 |
| 11/2/02 | W | A | 116-99 | +17 |
| 11/8/02 | W | H | 99-91 | +8 |
| 1/12/03 | W | H | 106-98 | +8 |
| 1/23/03 | W | A | 104-98 | +6 |
| 11/25/03 | W | H | 109-89 | +20 |
| 12/16/03 | L | A | 100-105 | -5 |
| 12/23/03 | W | H | 114-97 | +17 |
| 1/23/04 | L | A | 95-109 | -14 |
| 11/19/04 | W | H | 107-105 | +2 |
| 11/30/04 | W | A | 98-93 | +5 |
| 3/8/05 | W | H | 85-82 | +3 |
| 1/10/06 | L | A | 85-99 | -14 |
| 2/7/06 | W | H | 104-96 | +8 |
| 2/15/06 | L | A | 78-84 | -6 |
| 3/10/06 | W | H | 105-93 | +12 |
| 11/15/06 | W | H | 115-111 | +4 |
| 1/29/07 | L | A | 117-124 | -7 |
| 4/10/07 | W | A | 112-100 | +12 |
| 1/10/08 | W | H | 116-113 | +3 |
| 2/12/08 | L | A | 94-107 | -13 |
| 3/22/08 | L | A | 111-117 | -6 |
| 3/26/08 | W | H | 107-106* | +1 |

| MEMPHIS | | | | | | | | |
|---------------|----------------|----------------|-------------|-------------|----------------|----|----|-----|
| | OVR | HM | RD | NTL | OVR | HM | RD | NTL |
| 95-96 | 2-2 | 2-0 | 0-2 | | | | | |
| 96-97 | 4-0 | 2-0 | 2-0 | | | | | |
| 97-98 | 2-2 | 1-1 | 1-1 | | | | | |
| 98-99 | 4-0 | 2-0 | 2-0 | | | | | |
| 99-00 | 3-1 | 2-0 | 1-1 | | | | | |
| 00-01 | 4-0 | 2-0 | 2-0 | | | | | |
| 01-02 | 3-1 | 2-0 | 1-1 | | | | | |
| 02-03 | 4-0 | 2-0 | 2-0 | | | | | |
| 03-04 | 2-2 | 2-0 | 0-2 | | | | | |
| 04-05 | 3-0 | 2-0 | 1-0 | | | | | |
| 05-06 | 2-2 | 2-0 | 0-2 | | | | | |
| 06-07 | 2-1 | 1-0 | 1-1 | | | | | |
| 07-08 | 2-2 | 2-0 | 0-2 | | | | | |
| TOTALS | SAC-ERA | OVERALL | HOME | ROAD | NEUTRAL | | | |
| | | 37-13 | 24-1 | 13-12 | | | | |
| | | 13 YRS | | | | | | |



SHAREEF ABDUR-RAHIM

MIAMI HEAT

AmericanAirlines Arena • 601 Biscayne Blvd. • Miami, FL 33132

Phone: (786) 777-4328 — FAX: (786) 777-1615

Home Court (capacity): AmericanAirlines Arena (19,600) - opened 2000

www.heat.com



2008-09 SERIES SCHEDULE

| Date | Site | Time (PST) |
|-------|---------------|------------|
| 10/31 | Am.Airl.Arena | 4:30 p.m. |
| 1/9 | ARCO Arena | 7:00 p.m. |

2007-08 VS. HEAT (1-1)

| Date | Site | W/L | Score |
|------|---------------|-----|---------|
| 2/26 | Am.Airl.Arena | L | 86-107 |
| 3/2 | ARCO Arena | W | 120-109 |

ALL-TIME SERIES (20 years)

| | Overall | Home | Road |
|----------|---------|------|------|
| Sac-Era | 16-24 | 13-7 | 3-17 |
| All-Time | 16-24 | 13-7 | 3-17 |

CURRENT STREAKS

| | Overall | Home | Road |
|-------|---------|------|------|
| Kings | W1 | W1 | L6 |

DIRECTORY

| | |
|---|--|
| Managing General Partner | Micky Arison |
| President | Pat Riley |
| General Manager | Randy Pfund |
| Head Coach | Erik Spoelstra |
| Assistant Coaches | Bob McAdoo, Keith Askins, David Fizdale, Chad Kammerer |
| Assistant Coach/Advance Scout | Octavio De La Grana |
| Assistant Coach/Strength and Conditioning Coach | Bill Foran |
| Athletic Trainer/Travel Coordinator | Jay Sabol |
| Vice President, Sports Media Relations | Tim Donovan |
| Director of Sports Media Relations | Rob Wilson |
| Assistant Director of Sports Media Relations | Michael Lissack |
| Sports Media Relations Assistant | Nick Maiorana |
| Radio | WINZ (940 AM), Mike Inglis, John Crotty |
| Spanish Radio | WQBA (1140 AM), Jose Paneda |
| TV | Sun Sports, Eric Reid, Tony Fiorentino, Jason Jackson |
| Colors | Red, Yellow, Black, White |

BACKGROUND

| | |
|--------------------------|------------------------------------|
| Founded: | 1988-89 expansion team, Miami Heat |
| NBA Titles Won: | 1, 2005-06 |
| All-Time NBA Record: | 771-837 (.479) |
| 2007-08 Record: | 15-67 (5th in Southeast) |
| 2007-08 Playoff Results: | Did not qualify |

SERIES FACTS

| | |
|-----------------|--------------------------------|
| Last Home Win: | 3/2/08 (120-109) |
| Last Road Win: | 12/9/01 (95-88) |
| Last Home Loss: | 12/7/06 (91-93, OT) |
| Last Road Loss: | 2/26/08 (86-107) |
| Biggest Win: | 39 (108-69) vs. Miami, 4/10/89 |
| Biggest Loss: | 21 (86-107) @ Miami, 2/26/08 |
| | 21 (83-104) @ Miami, 3/4/05 |

2007-2008 SEASON SERIES (1-1) SACRAMENTO KINGS VS. MIAMI

| PLAYER | G-GS | MIN | FG-FGA | PCT | 3FG-A | PCT | FT-FTA | PCT | OFF | DEF | TOT | AST | PF-DQ | STL | TO | BLK | PTS | AVG |
|-------------------|------|-----|--------|-------|-------|-------|--------|-------|-----|-----|-----|-----|-------|-----|----|-----|-----|-------|
| Artest | 2-2 | 72 | 15-36 | .417 | 4-11 | .364 | 12-12 | 1.000 | 2 | 4 | 6 | 4 | 4-0 | 1 | 5 | 0 | 46 | 23.0 |
| Martin | 2-2 | 69 | 11-23 | .478 | 4-9 | .444 | 17-21 | .810 | 1 | 7 | 8 | 2 | 5-0 | 1 | 4 | 0 | 43 | 21.5 |
| Udrih | 2-2 | 68 | 11-19 | .579 | 2-4 | 1.000 | 3-3 | 1.000 | 0 | 6 | 6 | 12 | 3-0 | 4 | 0 | 0 | 27 | 13.5 |
| Miller | 2-2 | 63 | 8-20 | .400 | 1-3 | .333 | 5-6 | .833 | 5 | 7 | 12 | 9 | 7-0 | 0 | 3 | 1 | 22 | 11.0 |
| Hawes | 2-0 | 34 | 9-13 | .692 | 0-0 | --- | 2-4 | .500 | 3 | 1 | 4 | 3 | 5-0 | 1 | 2 | 0 | 20 | 10.0 |
| Salmons | 2-0 | 45 | 6-14 | .429 | 2-4 | .500 | 2-2 | 1.000 | 0 | 6 | 6 | 3 | 6-0 | 0 | 4 | 0 | 16 | 8.0 |
| Johnson (TOT) | 4-2 | 81 | 11-19 | .579 | 2-5 | .400 | 2-2 | 1.000 | 0 | 5 | 5 | 12 | 11-0 | 5 | 8 | 0 | 26 | 6.5 |
| Johnson (SAC) | 2-0 | 17 | 1-1 | 1.000 | 0-0 | --- | 0-0 | --- | 0 | 3 | 3 | 1 | 3-0 | 1 | 4 | 0 | 2 | 1.0 |
| Moore | 2-2 | 59 | 5-9 | .556 | 0-0 | --- | 2-2 | 1.000 | 4 | 13 | 17 | 2 | 4-0 | 4 | 5 | 1 | 12 | 6.0 |
| S. Williams (TOT) | 4-0 | 31 | 6-9 | .667 | 0-0 | --- | 3-4 | .750 | 3 | 6 | 9 | 1 | 4-0 | 0 | 0 | 0 | 15 | 3.8 |
| S. Williams (SAC) | 2-0 | 10 | 3-4 | .750 | 0-0 | --- | 1-2 | .500 | 1 | 3 | 4 | 0 | 1-0 | 0 | 0 | 0 | 7 | 3.5 |
| Douby | 2-0 | 15 | 3-5 | .600 | 1-2 | .500 | 0-0 | --- | 0 | 1 | 1 | 1 | 1-0 | 0 | 1 | 0 | 7 | 3.5 |
| Garcia | 2-0 | 28 | 1-5 | .200 | 0-3 | .000 | 2-2 | 1.000 | 1 | 3 | 4 | 1 | 6-0 | 2 | 0 | 0 | 4 | 2.0 |
| Wright (TOT) | 1-0 | 7 | 1-1 | 1.000 | 0-0 | --- | 0-0 | --- | 0 | 0 | 0 | 0 | 3-0 | 1 | 0 | 0 | 2 | 2.0 |
| KINGS | 2 | 480 | 73-149 | .490 | 14-34 | .412 | 46-54 | .852 | 17 | 54 | 71 | 38 | 45-0 | 14 | 30 | 2 | 206 | 103.0 |
| HEAT | 2 | 480 | 79-146 | .541 | 16-35 | .457 | 42-53 | .792 | 12 | 58 | 70 | 51 | 45-0 | 14 | 31 | 10 | 216 | 108.0 |

2007-2008 SEASON SERIES (1-1) MIAMI HEAT VS. SACRAMENTO

| PLAYER | G-GS | MIN | FG-FGA | PCT | 3FG-A | PCT | FT-FTA | PCT | OFF | DEF | TOT | AST | PF-DQ | STL | TO | BLK | PTS | AVG |
|--------------|------|-----|--------|-------|-------|------|--------|-------|-----|-----|-----|-----|-------|-----|----|-----|-----|-------|
| Wade | 2-2 | 77 | 14-27 | .519 | 1-6 | .167 | 12-16 | .750 | 0 | 4 | 4 | 16 | 6-0 | 0 | 9 | 2 | 41 | 20.5 |
| Marion (TOT) | 5-5 | 179 | 37-63 | .587 | 9-17 | .529 | 12-16 | .750 | 4 | 32 | 36 | 7 | 14-0 | 5 | 4 | 5 | 95 | 19.0 |
| Marion (MIA) | 2-2 | 76 | 17-26 | .654 | 2-4 | .500 | 7-7 | 1.000 | 1 | 15 | 16 | 4 | 6-0 | 2 | 2 | 3 | 43 | 21.5 |
| Williams | 2-2 | 59 | 10-19 | .526 | 6-8 | .750 | 2-2 | 1.000 | 2 | 7 | 9 | 17 | 4-0 | 1 | 1 | 0 | 28 | 14.0 |
| Davis | 2-0 | 59 | 9-19 | .474 | 4-8 | .500 | 3-6 | .500 | 1 | 2 | 3 | 2 | 6-0 | 1 | 2 | 0 | 25 | 12.5 |
| Haslem | 2-2 | 58 | 9-16 | .563 | 0-0 | --- | 5-5 | 1.000 | 2 | 10 | 12 | 2 | 4-0 | 3 | 1 | 1 | 23 | 11.5 |
| Blount | 2-2 | 50 | 7-16 | .438 | 1-2 | .500 | 6-8 | .750 | 3 | 9 | 12 | 2 | 8-0 | 2 | 4 | 2 | 21 | 10.5 |
| Barron | 2-0 | 37 | 6-9 | .667 | 0-0 | --- | 3-4 | .750 | 3 | 3 | 6 | 0 | 5-0 | 1 | 5 | 1 | 15 | 7.5 |
| Banks (TOT) | 3-0 | 67 | 7-17 | .412 | 3-10 | .300 | 4-5 | .800 | 0 | 6 | 6 | 12 | 8-0 | 4 | 4 | 1 | 21 | 7.0 |
| Banks (MIA) | 2-0 | 37 | 4-8 | .500 | 2-6 | .333 | 3-4 | .750 | 0 | 4 | 4 | 6 | 4-0 | 3 | 4 | 0 | 13 | 6.5 |
| Wright | 1-0 | 4 | 1-1 | 1.000 | 0-0 | --- | 1-1 | 1.000 | 0 | 0 | 0 | 1 | 0-0 | 0 | 0 | 0 | 3 | 3.0 |
| Johnson | 2-0 | 19 | 2-3 | .667 | 0-0 | --- | 0-0 | --- | 0 | 2 | 2 | 0 | 2-0 | 1 | 2 | 1 | 4 | 2.0 |
| Quinn | 1-0 | 5 | 0-2 | .000 | 0-1 | .000 | 0-0 | --- | 0 | 2 | 2 | 1 | 0-0 | 0 | 0 | 0 | 0 | 0.0 |
| HEAT | 2 | 480 | 79-146 | .541 | 16-35 | .457 | 42-53 | .792 | 12 | 58 | 70 | 51 | 45-0 | 14 | 31 | 10 | 216 | 108.0 |
| KINGS | 2 | 480 | 73-149 | .490 | 14-34 | .412 | 46-54 | .852 | 17 | 54 | 71 | 38 | 45-0 | 14 | 30 | 2 | 206 | 103.0 |

MIAMI HEAT

| DATE | W/L | H/A | SCORE | +/- |
|----------|-----|-----|-----------|-----|
| 12/7/88 | W | A | 96-94 | +2 |
| 12/15/88 | W | H | 94-90 | +4 |
| 2/5/89 | L | A | 98-102 | -4 |
| 4/10/89 | W | H | 108-69 | +39 |
| 2/28/90 | L | A | 92-113 | -21 |
| 3/13/90 | W | H | 121-87 | +34 |
| 1/8/91 | L | A | 83-95 | -12 |
| 4/2/91 | W | H | 96-90 | +6 |
| 11/22/91 | L | A | 112-118 | -6 |
| 1/4/92 | L | H | 98-110 | -12 |
| 12/15/92 | L | A | 98-106 | -8 |
| 1/9/93 | W | H | 108-94 | +14 |
| 12/26/93 | L | A | 95-109 | -14 |
| 1/11/94 | W | H | 103-95 | +8 |
| 11/29/94 | W | A | 94-89 | +5 |
| 1/7/95 | W | H | 96-95 | +1 |
| 12/10/95 | W | H | 110-90 | +20 |
| 2/5/96 | L | A | 92-103 | -11 |
| 11/22/96 | L | H | 108-111** | -3 |
| 3/26/97 | L | A | 88-101 | -13 |
| 11/11/97 | L | A | 82-101 | -19 |
| 2/20/98 | L | H | 77-91 | -24 |
| 11/29/99 | L | A | 88-98 | -10 |
| 12/10/99 | L | H | 97-101 | -10 |
| 12/10/00 | W | H | 101-97 | +4 |
| 3/14/01 | L | A | 104-114 | -10 |
| 11/10/01 | W | A | 90-75 | +15 |
| 12/9/01 | W | H | 95-88 | +7 |
| 11/3/02 | L | A | 77-88 | -10 |
| 1/5/03 | W | H | 96-70 | +26 |
| 1/13/04 | W | H | 90-86 | +4 |
| 3/6/04 | L | A | 96-102 | -6 |
| 12/23/04 | L | H | 107-109 | -2 |
| 3/4/05 | L | A | 83-104 | -21 |
| 12/2/05 | L | H | 87-98 | -11 |
| 1/22/06 | L | A | 99-119 | -20 |
| 12/7/06 | L | H | 91-93* | -2 |
| 3/16/07 | L | A | 97-103 | -6 |
| 2/26/08 | L | A | 86-107 | -21 |
| 3/2/08 | W | H | 120-109 | +11 |

| MIAMI | | | | | | | | |
|----------------|----------------|-------------|-------------|----------------|-----|----|----|-----|
| | OVR | HM | RD | NTL | OVR | HM | RD | NTL |
| 88-89 | 3-1 | 2-0 | 1-1 | | | | | |
| 89-90 | 1-1 | 1-0 | 0-1 | | | | | |
| 90-91 | 1-1 | 1-0 | 0-1 | | | | | |
| 91-92 | 0-2 | 0-1 | 0-1 | | | | | |
| 92-93 | 1-1 | 1-0 | 0-1 | | | | | |
| 93-94 | 1-1 | 1-0 | 0-1 | | | | | |
| 94-95 | 2-0 | 1-0 | 1-0 | | | | | |
| 95-96 | 1-1 | 1-0 | 0-1 | | | | | |
| 96-97 | 0-2 | 0-1 | 0-1 | | | | | |
| 97-98 | 0-2 | 0-1 | 0-1 | | | | | |
| 98-99 | 0-0 | 0-0 | 0-0 | | | | | |
| 99-00 | 0-2 | 0-1 | 0-1 | | | | | |
| 00-01 | 1-1 | 1-0 | 0-1 | | | | | |
| 01-02 | 2-0 | 1-0 | 1-0 | | | | | |
| 02-03 | 1-1 | 1-0 | 0-1 | | | | | |
| 03-04 | 1-1 | 1-0 | 0-1 | | | | | |
| 04-05 | 0-2 | 0-1 | 0-1 | | | | | |
| 05-06 | 0-2 | 0-1 | 0-1 | | | | | |
| 06-07 | 0-2 | 0-1 | 0-1 | | | | | |
| 07-08 | 1-1 | 1-0 | 0-1 | | | | | |
| TOTALS | OVERALL | HOME | ROAD | NEUTRAL | | | | |
| SAC-ERA | 16-24 | 13-7 | 3-17 | | | | | |
| 20 YRS | | | | | | | | |



GLEN RICE

MILWAUKEE BUCKS



1001 N. Fourth Street • Milwaukee, WI 53203

Phone: (414) 227-0500 — Fax: (414) 294-4890

Home Court (capacity): Bradley Center (18,717) - opened 1988

www.bucks.com

DIRECTORY

| | |
|---|--|
| President..... | Herb Kohl |
| General Manager..... | John Hammond |
| Head Coach..... | Scott Skiles |
| Assistant Coaches..... | Jim Boylan, Lionel Hollins, Kelvin Sampson |
| Assistant Coach/Player Development..... | Joe Wolf |
| Head Athletic Trainer..... | Bill Peterson |
| Director of Player Personnel..... | Marc Boff |
| Director of Public Relations..... | Dave Babcock |
| Manager of Public Relations..... | Dan Smyczek |
| Coordinator of Public Relations..... | Matt Wessel |
| Radio..... | WTMJ (620 AM), Ted Davis, Dennis Krause |
| TV..... | FSN Wisconsin, Jon McGlocklin, Jim Paschke |
| Colors..... | Forest Green, Red, Silver |

2008-09 SERIES SCHEDULE

| Date | Site | Time (PST) |
|------|----------------|------------|
| 1/16 | ARCO Arena | 7:00 p.m. |
| 1/24 | Bradley Center | 5:30 p.m. |

2007-08 VS. BUCKS (2-0)

| Date | Site | W/L | Score |
|-------|----------------|-----|--------|
| 12/10 | ARCO Arena | W | 96-93 |
| 12/19 | Bradley Center | W | 102-89 |

ALL-TIME SERIES (40 years)

| | Overall | Home | Road |
|----------|---------|-------|-------|
| Sac-Era | 24-20 | 13-9 | 11-11 |
| All-Time | 51-74 | 30-30 | 19-42 |

CURRENT STREAKS

| | Overall | Home | Road |
|-------|---------|------|------|
| Kings | W3 | W4 | W6 |

BACKGROUND

| | |
|-------------------------------|--------------------------|
| Founded:..... | 1968-69, Milwaukee Bucks |
| NBA Titles Won:..... | 1, 1970-71 |
| All-Time NBA Record:..... | 1710-1538 (.526) |
| 2007-08 Record:..... | 26-56 (5th in Central) |
| 2007-08 Playoff Results:..... | Did not qualify |

SERIES FACTS

| | |
|----------------------|-------------------------------|
| Last Home Win:..... | 12/10/07 (96-93) |
| Last Road Win:..... | 12/19/07 (102-89) |
| Last Home Loss:..... | 3/23/04 (101-112) |
| Last Road Loss:..... | 11/4/06 (91-104) |
| Biggest Win:..... | 25 (101-76) @ Mil., 1/7/03 |
| | 25 (122-97) @ Mil., 3/20/96 |
| | 25 (129-104) @ Mil., 11/24/69 |
| Biggest Loss:..... | 58 (82-140) @ Mil., 12/15/85 |

2007-2008 SEASON SERIES (2-0) SACRAMENTO KINGS VS. MILWAUKEE

| PLAYER | G-GS | MIN | FG-FGA | PCT | 3FG-A | PCT | FT-FTA | PCT | OFF | DEF | TOT | AST | PF-DQ | STL | TO | BLK | PTS | AVG |
|-------------------|------|-----|--------|------|-------|------|--------|-------|-----|-----|-----|-----|-------|-----|----|-----|-----|------|
| Salmons | 2-2 | 77 | 15-28 | .536 | 4-5 | .800 | 5-7 | .714 | 3 | 5 | 8 | 9 | 3-0 | 3 | 2 | 2 | 39 | 19.5 |
| Udrih | 2-2 | 67 | 14-25 | .560 | 8-9 | .889 | 2-2 | 1.000 | 1 | 7 | 8 | 6 | 3-0 | 2 | 5 | 0 | 38 | 19.0 |
| Artest | 2-2 | 82 | 13-28 | .464 | 2-7 | .286 | 9-10 | .900 | 4 | 7 | 11 | 13 | 4-0 | 4 | 5 | 6 | 37 | 18.5 |
| Miller | 2-2 | 72 | 11-20 | .550 | 0-1 | .000 | 6-8 | .750 | 4 | 15 | 19 | 7 | 6-0 | 2 | 6 | 0 | 28 | 14.0 |
| Garcia | 2-0 | 59 | 8-20 | .400 | 2-8 | .250 | 4-5 | .800 | 1 | 7 | 8 | 4 | 6-0 | 4 | 4 | 1 | 22 | 11.0 |
| Moore | 2-2 | 59 | 6-14 | .429 | 0-1 | .000 | 5-10 | .500 | 3 | 6 | 9 | 2 | 5-0 | 4 | 1 | 1 | 17 | 8.5 |
| Johnson (TOT) | 3-2 | 75 | 6-16 | .375 | 3-4 | .750 | 0-0 | --- | 3 | 7 | 10 | 16 | 5-0 | 1 | 3 | 1 | 15 | 5.0 |
| Hawes | 2-0 | 20 | 3-6 | .500 | 0-1 | .000 | 3-6 | .500 | 5 | 3 | 8 | 1 | 3-0 | 1 | 0 | 0 | 9 | 4.5 |
| Douby | 2-0 | 23 | 3-10 | .300 | 2-6 | .333 | 0-0 | --- | 0 | 1 | 1 | 2 | 2-0 | 1 | 1 | 0 | 8 | 4.0 |
| S. Williams (TOT) | 3-0 | 24 | 2-4 | .500 | 0-0 | --- | 3-4 | .750 | 1 | 2 | 3 | 1 | 4-0 | 1 | 1 | 1 | 7 | 2.3 |
| Jones | 1-0 | 9 | 0-0 | --- | 0-0 | --- | 0-0 | --- | 0 | 0 | 0 | 1 | 0-0 | 0 | 1 | 0 | 0 | 0.0 |
| Thomas | 2-0 | 14 | 0-3 | .000 | 0-0 | --- | 0-0 | --- | 2 | 2 | 4 | 0 | 3-0 | 0 | 2 | 0 | 0 | 0.0 |
| Wright (TOT) | 1-0 | 12 | 0-0 | --- | 0-0 | --- | 0-0 | --- | 0 | 1 | 1 | 1 | 3-0 | 1 | 0 | 0 | 0 | 0.0 |
| KINGS | 2 | 480 | 73-154 | .474 | 18-38 | .474 | 34-48 | .708 | 23 | 53 | 76 | 45 | 35-0 | 21 | 29 | 10 | 198 | 99.0 |
| BUCKS | 2 | 480 | 70-154 | .455 | 16-34 | .471 | 26-36 | .722 | 22 | 54 | 76 | 40 | 39-0 | 13 | 34 | 10 | 182 | 91.0 |

2007-2008 SEASON SERIES (0-2) MILWAUKEE BUCKS VS. SACRAMENTO

| PLAYER | G-GS | MIN | FG-FGA | PCT | 3FG-A | PCT | FT-FTA | PCT | OFF | DEF | TOT | AST | PF-DQ | STL | TO | BLK | PTS | AVG |
|------------|------|-----|--------|------|-------|-------|--------|-------|-----|-----|-----|-----|-------|-----|----|-----|-----|------|
| Redd | 2-2 | 74 | 15-33 | .455 | 8-17 | .471 | 13-16 | .813 | 1 | 4 | 5 | 1 | 4-0 | 4 | 6 | 0 | 51 | 25.5 |
| Williams | 2-2 | 74 | 13-28 | .464 | 3-6 | .500 | 0-0 | --- | 2 | 7 | 9 | 14 | 5-0 | 0 | 7 | 0 | 29 | 14.5 |
| Bogut | 2-2 | 76 | 12-25 | .480 | 0-0 | --- | 2-6 | .333 | 9 | 11 | 20 | 8 | 7-0 | 3 | 7 | 5 | 26 | 13.0 |
| Villanueva | 1-0 | 22 | 5-12 | .417 | 1-2 | .500 | 0-0 | --- | 2 | 5 | 7 | 1 | 4-0 | 0 | 0 | 0 | 11 | 11.0 |
| Ivey | 2-0 | 34 | 7-8 | .875 | 3-3 | 1.000 | 0-0 | --- | 0 | 1 | 1 | 1 | 2-0 | 0 | 5 | 0 | 17 | 8.5 |
| Yi | 2-2 | 66 | 6-21 | .286 | 0-0 | --- | 4-4 | 1.000 | 3 | 14 | 17 | 2 | 4-0 | 1 | 2 | 4 | 16 | 8.0 |
| Simmons | 1-0 | 15 | 3-5 | .600 | 0-0 | --- | 0-0 | --- | 0 | 2 | 2 | 1 | 3-0 | 0 | 1 | 0 | 6 | 6.0 |
| Mason | 2-2 | 40 | 4-9 | .444 | 0-0 | --- | 3-4 | .750 | 4 | 5 | 9 | 5 | 3-0 | 3 | 1 | 0 | 11 | 5.5 |
| Bell | 2-0 | 53 | 4-10 | .400 | 1-6 | .167 | 0-0 | --- | 0 | 2 | 2 | 6 | 5-0 | 2 | 2 | 0 | 9 | 4.5 |
| Voskuhl | 2-0 | 26 | 1-3 | .333 | 0-0 | --- | 4-6 | .667 | 1 | 3 | 4 | 1 | 2-0 | 0 | 1 | 1 | 6 | 3.0 |
| BUCKS | 2 | 480 | 70-154 | .455 | 16-34 | .471 | 26-36 | .722 | 22 | 54 | 76 | 40 | 39-0 | 13 | 34 | 10 | 182 | 91.0 |
| KINGS | 2 | 480 | 73-154 | .474 | 18-38 | .474 | 34-48 | .708 | 23 | 53 | 76 | 45 | 35-0 | 21 | 29 | 10 | 198 | 99.0 |

MILWAUKEE BUCKS

| DATE | W/L | H/A | SCORE | +/- |
|----------|-----|-----|----------|-----|
| 11/21/85 | L | H | 97-131 | -34 |
| 12/15/85 | L | A | 82-140 | -58 |
| 11/22/86 | L | H | 99-107 | -8 |
| 1/13/87 | L | A | 89-113 | -24 |
| 11/19/87 | L | H | 113-117* | -4 |
| 3/15/88 | L | A | 97-108 | -11 |
| 1/24/89 | L | H | 110-114 | -4 |
| 1/31/89 | L | A | 104-117 | -13 |
| 12/5/89 | W | H | 118-103 | +15 |
| 1/30/90 | L | A | 102-109 | -7 |
| 1/23/91 | W | H | 95-91 | +4 |
| 2/1/91 | L | A | 112-117 | -5 |
| 1/11/92 | W | A | 106-105* | +1 |
| 3/24/92 | W | H | 113-102 | +11 |
| 12/22/92 | W | A | 102-99* | +3 |
| 3/27/93 | L | H | 105-125 | -20 |
| 12/15/93 | L | H | 95-96 | -1 |
| 3/11/94 | W | A | 108-100 | +8 |
| 12/6/94 | W | H | 108-95 | +13 |
| 1/11/95 | L | A | 88-97 | -9 |
| 3/13/96 | W | H | 104-95 | +9 |
| 3/20/96 | W | A | 122-97 | +25 |
| 11/15/96 | W | H | 103-99 | +4 |
| 3/1/97 | W | A | 103-92 | +11 |
| 1/24/98 | L | A | 97-101 | -4 |
| 4/3/98 | L | H | 86-87 | -1 |
| 12/21/99 | W | H | 108-95 | +13 |
| 1/26/00 | L | A | 104-112 | -8 |
| 2/6/01 | L | A | 109-112 | -3 |
| 4/3/01 | L | H | 101-107 | -6 |
| 1/6/02 | W | H | 115-101 | +14 |
| 3/10/02 | W | A | 98-73 | +25 |
| 1/7/03 | W | A | 101-76 | +25 |
| 2/18/03 | W | H | 102-93 | +9 |
| 2/10/04 | W | A | 124-117 | +7 |
| 3/23/04 | L | H | 101-112 | -11 |
| 11/21/04 | W | H | 88-79 | +9 |
| 12/14/04 | W | A | 89-86 | +3 |
| 11/18/05 | W | H | 103-82 | +21 |
| 3/8/06 | W | A | 123-116 | +7 |
| 11/4/06 | L | A | 91-104 | -13 |
| 1/24/07 | W | H | 114-106 | +8 |
| 12/10/07 | W | H | 96-93 | +3 |
| 12/19/07 | W | A | 102-89 | +13 |

| MILWAUKEE | | | | | | | | | | | | | | |
|----------------|----------------|--------------|--------------|----------------|--|-------|-----|-----|-----|--|-----|----|----|-----|
| | OVR | HM | RD | NTL | | OVR | HM | RD | NTL | | OVR | HM | RD | NTL |
| 68-69 | 5-1 | 2-1 | 2-0 | 1-0 | | 93-94 | 1-1 | 0-1 | 1-0 | | | | | |
| 69-70 | 2-5 | 1-1 | 1-3 | 0-1 | | 94-95 | 1-1 | 1-0 | 0-1 | | | | | |
| 70-71 | 1-4 | 1-1 | 0-2 | 0-1 | | 95-96 | 2-0 | 1-0 | 1-0 | | | | | |
| 71-72 | 0-5 | 0-3 | 0-2 | | | 96-97 | 2-0 | 1-0 | 1-0 | | | | | |
| 72-73 | 1-6 | 1-3 | 0-3 | | | 97-98 | 0-2 | 0-1 | 0-1 | | | | | |
| 73-74 | 0-7 | 0-3 | 0-4 | | | 98-99 | 0-0 | 0-0 | 0-0 | | | | | |
| 74-75 | 6-3 | 4-1 | 1-2 | 1-0 | | 99-00 | 1-1 | 1-0 | 0-1 | | | | | |
| 75-76 | 2-5 | 2-1 | 0-4 | | | 00-01 | 0-2 | 0-1 | 0-1 | | | | | |
| 76-77 | 2-2 | 2-0 | 0-2 | | | 01-02 | 2-0 | 1-0 | 1-0 | | | | | |
| 77-78 | 0-4 | 0-2 | 0-2 | | | 02-03 | 2-0 | 1-0 | 1-0 | | | | | |
| 78-79 | 2-2 | 1-1 | 1-1 | | | 03-04 | 1-1 | 0-1 | 1-0 | | | | | |
| 79-80 | 3-3 | 2-1 | 1-2 | | | 04-05 | 2-0 | 1-0 | 1-0 | | | | | |
| 80-81 | 1-1 | 1-0 | 0-1 | | | 05-06 | 2-0 | 1-0 | 1-0 | | | | | |
| 81-82 | 1-1 | 0-1 | 1-0 | | | 06-07 | 1-1 | 1-0 | 0-1 | | | | | |
| 82-83 | 1-1 | 1-0 | 0-1 | | | 07-08 | 2-0 | 1-0 | 1-0 | | | | | |
| 83-84 | 0-2 | 0-1 | 0-1 | | | | | | | | | | | |
| 84-85 | 0-2 | 0-1 | 0-1 | | | | | | | | | | | |
| 85-86 | 0-2 | 0-1 | 0-1 | | | | | | | | | | | |
| 86-87 | 0-2 | 0-1 | 0-1 | | | | | | | | | | | |
| 87-88 | 0-2 | 0-1 | 0-1 | | | | | | | | | | | |
| 88-89 | 0-2 | 0-1 | 0-1 | | | | | | | | | | | |
| 89-90 | 1-1 | 1-0 | 0-1 | | | | | | | | | | | |
| 90-91 | 1-1 | 1-0 | 0-1 | | | | | | | | | | | |
| 91-92 | 2-0 | 1-0 | 1-0 | | | | | | | | | | | |
| 92-93 | 1-1 | 0-1 | 1-0 | | | | | | | | | | | |
| TOTALS | OVERALL | HOME | ROAD | NEUTRAL | | | | | | | | | | |
| SAC-ERA | 24-20 | 13-9 | 11-11 | | | | | | | | | | | |
| 40 YRS | 51-74 | 30-30 | 19-42 | 2-2 | | | | | | | | | | |



KAREEM ABDUL-JABBAR

MINNESOTA TIMBERWOLVES

600 First Avenue North • Minneapolis, MN 55403

Phone: (612) 673-1600 — FAX: (612) 673-8385

Home Court (capacity): Target Center (19,356) - opened 1990

www.timberwolves.com



2008-09 SERIES SCHEDULE

| Date | Site | Time (PST) |
|-------|---------------|------------|
| 10/29 | Target Center | 5:00 p.m. |
| 11/7 | ARCO Arena | 7:00 p.m. |
| 12/15 | ARCO Arena | 7:00 p.m. |
| 4/15 | Target Center | 5:00 p.m. |

2007-08 VS. TIMBERWOLVES (1-2)

| Date | Site | W/L | Score |
|-------|---------------|-----|---------|
| 11/10 | ARCO Arena | W | 100-93 |
| 11/14 | Target Center | L | 103-108 |
| 3/7 | ARCO Arena | L | 103-111 |

ALL-TIME SERIES (19 years)

| | Overall | Home | Road |
|----------|---------|-------|-------|
| Sac-Era | 35-39 | 21-15 | 13-23 |
| All-Time | 35-39 | 21-15 | 13-23 |

CURRENT STREAKS

| | Overall | Home | Road |
|-------|---------|------|------|
| Kings | L2 | L1 | L1 |

DIRECTORY

| | |
|---|---|
| Owner | Glen Taylor |
| Chief Executive Officer | Rob Moor |
| President | Chris Wright |
| Vice President of Basketball Operations | Kevin McHale |
| General Manager | Jim Stack |
| Head Coach | Randy Wittman |
| Assistant Coaches | Jerry Sichting, Dean Cooper, J.B. Bickerstaff, Ed Pinckney |
| Assistant Coach/NBA Advance Scout | Brent Haskins |
| Head Athletic Trainer | Gregg Farnam |
| Director of Public Relations | Mike Cristaldi |
| Public Relations Assistant Manager | Mark Rosenberg |
| Public Relations Coordinator | Ben Hande |
| Radio | KFAN (AM 1130), Alan Horton, TBD |
| Spanish Radio (select home games) | La Mera Buena (107.5 FM), Alfonso Fernandez |
| TV | KSTC-TV (Ch. 45), FSN North (cable), Tom Hanneman, Jim Petersen |
| Colors | Royal Blue, Kelly Green, and Silver |

BACKGROUND

| | |
|--------------------------|--|
| Founded: | 1989-90 expansion team, Minnesota Timberwolves |
| NBA Titles Won: | None |
| All-Time NBA Record: | 649-877 (.425) |
| 2007-08 Record: | 22-60 (4th in Northwest) |
| 2007-08 Playoff Results: | Did Not Qualify |

SERIES FACTS

| | |
|-----------------|------------------------------|
| Last Home Win: | 11/10/07 (100-93) |
| Last Road Win: | 1/31/07 (100-98) |
| Last Home Loss: | 3/7/08 (103-111) |
| Last Road Loss: | 11/14/07 (103-108) |
| Biggest Win: | 26 (112-86) @ Minn., 3/29/92 |
| Biggest Loss: | 29 (88-117) @ Minn., 2/7/01 |

2007-2008 SEASON SERIES (1-2) SACRAMENTO KINGS VS. MINNESOTA

| PLAYER | G-GS | MIN | FG-FGA | PCT | 3FG-A | PCT | FT-FTA | PCT | OFF | DEF | TOT | AST | PF-DQ | STL | TO | BLK | PTS | AVG |
|-------------------|------|-----|---------|-------|-------|-------|--------|-------|-----|-----|-----|-----|-------|-----|----|-----|-----|-------|
| Martin | 3-3 | 118 | 26-57 | .456 | 8-19 | .421 | 39-46 | .848 | 3 | 6 | 9 | 10 | 7-0 | 2 | 6 | 0 | 99 | 33.0 |
| Artest | 1-1 | 37 | 7-13 | .538 | 3-4 | .750 | 0-0 | --- | 0 | 3 | 3 | 6 | 3-0 | 3 | 5 | 1 | 17 | 17.0 |
| Udrih | 3-2 | 105 | 13-28 | .464 | 3-8 | .375 | 10-12 | .833 | 3 | 10 | 13 | 14 | 7-0 | 4 | 6 | 0 | 39 | 13.0 |
| Salmons | 3-2 | 85 | 14-28 | .500 | 2-4 | .500 | 8-8 | 1.000 | 3 | 7 | 10 | 7 | 3-0 | 6 | 6 | 0 | 38 | 12.7 |
| Miller | 3-3 | 103 | 8-26 | .308 | 1-4 | .250 | 12-12 | 1.000 | 9 | 23 | 32 | 8 | 12-0 | 3 | 8 | 4 | 29 | 9.7 |
| Garcia | 3-1 | 64 | 9-23 | .391 | 1-6 | .167 | 5-6 | .833 | 1 | 4 | 5 | 5 | 6-0 | 2 | 5 | 0 | 24 | 8.0 |
| Moore | 3-3 | 77 | 8-15 | .533 | 0-0 | --- | 4-4 | 1.000 | 2 | 6 | 8 | 2 | 7-0 | 1 | 4 | 1 | 20 | 6.7 |
| Thomas | 1-0 | 30 | 3-4 | .750 | 0-0 | --- | 0-0 | --- | 3 | 4 | 7 | 1 | 4-0 | 2 | 0 | 0 | 6 | 6.0 |
| Douby | 3-0 | 32 | 6-11 | .545 | 3-5 | .600 | 1-1 | 1.000 | 0 | 2 | 2 | 0 | 4-0 | 1 | 2 | 0 | 16 | 5.3 |
| Johnson (TOT) | 3-2 | 58 | 6-12 | .500 | 1-3 | .333 | 2-2 | 1.000 | 3 | 2 | 5 | 8 | 3-0 | 2 | 0 | 2 | 15 | 5.0 |
| Johnson (SAC) | 1-0 | 4 | 1-1 | 1.000 | 1-1 | 1.000 | 0-0 | --- | 0 | 0 | 0 | 0 | 0-0 | 0 | 0 | 0 | 3 | 3.0 |
| Hawes | 3-0 | 44 | 5-12 | .417 | 0-1 | .000 | 1-2 | .500 | 0 | 7 | 7 | 2 | 5-0 | 0 | 3 | 4 | 11 | 3.7 |
| S. Williams (TOT) | 3-0 | 47 | 4-11 | .364 | 0-0 | --- | 2-2 | 1.000 | 3 | 6 | 9 | 2 | 5-0 | 0 | 2 | 2 | 10 | 3.3 |
| S. Williams (SAC) | 1-0 | 16 | 1-5 | .200 | 0-0 | --- | 2-2 | 1.000 | 2 | 3 | 5 | 0 | 1-0 | 0 | 0 | 2 | 4 | 4.0 |
| Abdur-Rahim | 1-0 | 1 | 0-0 | --- | 0-0 | --- | 0-0 | --- | 0 | 0 | 0 | 0 | 0-0 | 0 | 0 | 0 | 0 | 0.0 |
| Greene | 1-0 | 3 | 0-0 | --- | 0-0 | --- | 0-0 | --- | 0 | 0 | 0 | 0 | 0-0 | 0 | 0 | 1 | 0 | 0.0 |
| KINGS | 3 | 720 | 101-223 | .453 | 22-52 | .423 | 82-93 | .882 | 26 | 75 | 101 | 55 | 59-0 | 24 | 47 | 13 | 306 | 102.0 |
| TIMBERWOLVES | 3 | 720 | 122-246 | .496 | 17-43 | .395 | 51-68 | .750 | 41 | 83 | 124 | 59 | 75-1 | 24 | 45 | 19 | 312 | 104.0 |

2007-2008 SEASON SERIES (2-1) MINNESOTA TIMBERWOLVES VS. SACRAMENTO

| PLAYER | G-GS | MIN | FG-FGA | PCT | 3FG-A | PCT | FT-FTA | PCT | OFF | DEF | TOT | AST | PF-DQ | STL | TO | BLK | PTS | AVG |
|--------------|------|-----|---------|------|-------|------|--------|-------|-----|-----|-----|-----|-------|-----|----|-----|------|-------|
| McCants | 3-1 | 91 | 25-47 | .532 | 9-16 | .563 | 12-15 | .800 | 3 | 7 | 10 | 4 | 13-0 | 4 | 12 | 1 | 71 | 23.7 |
| Jefferson | 3-3 | 115 | 26-49 | .531 | 0-0 | --- | 9-12 | .750 | 11 | 21 | 32 | 3 | 10-0 | 4 | 6 | 4 | 61 | 20.3 |
| Walker | 1-0 | 30 | 7-14 | .500 | 2-4 | .500 | 3-4 | .750 | 1 | 3 | 4 | 0 | 3-0 | 2 | 1 | 0 | 19 | 19.0 |
| Smith | 2-0 | 34 | 13-18 | .722 | 0-0 | --- | 2-3 | .667 | 3 | 5 | 8 | 0 | 5-0 | 0 | 3 | 28 | 14.0 | |
| Ratiff | 2-2 | 59 | 8-12 | .667 | 0-1 | .000 | 5-7 | .714 | 5 | 7 | 12 | 2 | 10-1 | 0 | 3 | 8 | 21 | 10.5 |
| Brewer | 3-0 | 70 | 8-17 | .471 | 1-3 | .333 | 8-9 | .889 | 5 | 7 | 12 | 9 | 13-0 | 3 | 3 | 0 | 25 | 8.3 |
| Jaric | 3-2 | 68 | 8-17 | .471 | 3-7 | .429 | 5-8 | .625 | 4 | 7 | 11 | 7 | 3-0 | 3 | 4 | 1 | 24 | 8.0 |
| Snyder (TOT) | 1-1 | 34 | 3-11 | .273 | 0-0 | --- | 2-2 | 1.000 | 1 | 2 | 3 | 0 | 2-0 | 1 | 2 | 2 | 8 | 8.0 |
| Snyder (MIN) | 1-1 | 34 | 3-11 | .273 | 0-0 | --- | 2-2 | 1.000 | 1 | 2 | 3 | 0 | 2-0 | 1 | 2 | 2 | 8 | 8.0 |
| Gomes | 3-3 | 71 | 10-25 | .400 | 0-1 | .000 | 3-3 | 1.000 | 5 | 8 | 13 | 4 | 3-0 | 1 | 4 | 0 | 23 | 7.7 |
| Foye | 1-1 | 31 | 3-9 | .333 | 1-4 | .250 | 0-0 | --- | 0 | 3 | 3 | 5 | 4-0 | 0 | 1 | 0 | 7 | 7.0 |
| Buckner | 2-1 | 36 | 5-9 | .556 | 1-2 | .500 | 0-0 | --- | 0 | 7 | 7 | 6 | 1-0 | 0 | 2 | 0 | 11 | 5.5 |
| Telfair | 3-1 | 64 | 3-14 | .214 | 0-5 | .000 | 2-3 | .667 | 0 | 4 | 4 | 16 | 7-0 | 4 | 6 | 0 | 8 | 2.7 |
| Richard | 3-0 | 18 | 3-4 | .750 | 0-0 | --- | 0-2 | .000 | 3 | 2 | 5 | 3 | 1-0 | 2 | 0 | 0 | 6 | 2.0 |
| TIMBERWOLVES | 3 | 720 | 122-246 | .496 | 17-43 | .395 | 51-68 | .750 | 41 | 83 | 124 | 59 | 75-1 | 24 | 45 | 19 | 312 | 104.0 |
| KINGS | 3 | 720 | 101-223 | .453 | 22-52 | .423 | 82-93 | .882 | 26 | 75 | 101 | 55 | 59-0 | 24 | 47 | 13 | 306 | 102.0 |

MINNESOTA TIMBERWOLVES

| DATE | W/L | H/A | SCORE | +/- |
|----------|-----|-----|----------|-----|
| 1/9/90 | W | H | 84-70 | +14 |
| 1/29/90 | L | A | 91-109 | -18 |
| 3/21/90 | W | H | 90-84 | +6 |
| 3/28/90 | L | A | 88-93 | -5 |
| 11/27/90 | L | H | 80-89 | -9 |
| 12/18/90 | W | H | 108-99 | +9 |
| 1/30/91 | L | A | 86-95 | -9 |
| 4/15/91 | L | A | 94-112 | -18 |
| 11/9/91 | L | H | 80-84 | -4 |
| 12/30/91 | W | A | 117-109 | +8 |
| 3/29/92 | W | A | 112-86 | +26 |
| 4/11/92 | W | H | 114-94 | +20 |
| 12/23/92 | W | A | 102-96* | +6 |
| 1/23/93 | W | H | 113-108 | +5 |
| 2/18/93 | L | A | 114-121 | -7 |
| 3/11/93 | W | H | 109-95 | +14 |
| 11/19/93 | L | A | 108-113 | -5 |
| 12/1/93 | L | H | 101-111 | -10 |
| 3/9/94 | W | A | 104-96 | +8 |
| 4/2/94 | W | H | 102-87 | +15 |
| 12/22/94 | W | H | 109-89 | +20 |
| 1/10/95 | W | A | 98-85 | +13 |
| 3/1/95 | L | H | 87-98 | -11 |
| 3/26/95 | W | A | 104-98 | +6 |
| 11/3/95 | W | H | 95-86 | +9 |
| 1/15/96 | L | A | 94-103 | -9 |
| 2/13/96 | L | H | 90-94 | -4 |
| 3/15/96 | L | A | 87-113 | -26 |
| 12/3/96 | W | A | 96-89 | +7 |
| 12/19/96 | W | H | 112-105 | +7 |
| 1/28/97 | W | A | 91-88 | +3 |
| 2/18/97 | W | H | 95-84 | +11 |
| 12/5/97 | L | A | 90-101 | -11 |
| 12/22/97 | W | H | 89-79 | +10 |
| 2/22/98 | L | A | 95-113 | -18 |
| 3/29/98 | L | H | 96-104 | -8 |
| 2/21/99 | L | A | 90-102 | -12 |
| 3/12/99 | L | H | 95-101 | -6 |
| 4/3/99 | L | A | 96-105 | -9 |
| 4/23/99 | W | H | 105-97 | +8 |
| 11/5/99 | W | H# | 100-95 | +5 |
| 11/6/99 | L | A# | 101-114 | -13 |
| 1/31/00 | L | A | 90-105 | -15 |
| 4/7/00 | L | H | 92-95 | -3 |
| # Japan | | | | |
| 11/4/00 | L | A | 91-99 | -8 |
| 1/8/01 | W | H | 100-97 | +3 |
| 2/7/01 | L | A | 88-117 | -29 |
| 3/30/01 | W | H | 110-98 | +12 |
| 12/14/01 | L | A | 94-114 | -20 |
| 12/28/01 | W | H | 125-111 | +14 |
| 2/3/02 | W | A | 112-107 | +5 |
| 4/9/02 | W | H | 122-103 | +19 |
| 11/27/02 | L | A | 74-90 | -16 |
| 12/3/02 | W | H | 98-86 | +12 |
| 1/10/03 | L | A | 109-115* | -6 |
| 3/5/03 | W | H | 96-95* | +1 |
| 11/5/03 | W | A | 125-121* | +4 |
| 12/5/03 | L | H | 109-112* | -3 |
| 2/19/04 | L | A | 75-92 | -17 |
| 4/8/04 | L | H | 86-94 | -8 |

| DATE | W/L | H/A | SCORE | +/- |
|----------|-----|-----|---------|-----|
| 11/28/04 | L | H | 110-121 | -11 |
| 12/10/04 | L | A | 105-113 | -8 |
| 1/30/05 | W | A | 94-84 | +10 |
| 4/3/05 | L | H | 100-112 | -12 |
| 12/4/05 | L | H | 77-85 | -8 |
| 12/13/05 | W | A | 93-91 | +2 |
| 3/19/06 | L | A | 89-95 | -6 |
| 11/1/06 | L | A | 83-92 | -9 |
| 11/6/06 | W | H | 93-81 | +12 |
| 1/31/07 | W | A | 100-98 | +2 |
| 3/21/07 | L | H | 89-95 | -6 |
| 11/10/07 | W | H | 100-93 | +7 |
| 11/14/07 | L | A | 103-108 | -5 |
| 3/7/08 | L | H | 103-111 | -8 |

| MINNESOTA | | | | | | | | | |
|----------------|----------------|--------------|--------------|----------------|--|-----|----|----|-----|
| | OVR | HM | RD | NTL | | OVR | HM | RD | NTL |
| 89-90 | 2-2 | 2-0 | 0-2 | | | | | | |
| 90-91 | 1-3 | 1-1 | 0-2 | | | | | | |
| 91-92 | 3-1 | 1-1 | 2-0 | | | | | | |
| 92-93 | 3-1 | 2-0 | 1-1 | | | | | | |
| 93-94 | 2-2 | 1-1 | 1-1 | | | | | | |
| 94-95 | 3-1 | 1-1 | 2-0 | | | | | | |
| 95-96 | 1-3 | 1-1 | 0-2 | | | | | | |
| 96-97 | 4-0 | 2-0 | 2-0 | | | | | | |
| 97-98 | 1-3 | 1-1 | 0-2 | | | | | | |
| 98-99 | 1-3 | 1-1 | 0-2 | | | | | | |
| 99-00 | 1-3 | 0-1 | 0-1 | 1-1 | | | | | |
| 00-01 | 2-2 | 2-0 | 0-2 | | | | | | |
| 01-02 | 3-1 | 2-0 | 1-1 | | | | | | |
| 02-03 | 2-2 | 2-0 | 0-2 | | | | | | |
| 03-04 | 1-3 | 0-2 | 1-1 | | | | | | |
| 04-05 | 1-3 | 0-2 | 1-1 | | | | | | |
| 05-06 | 1-2 | 0-1 | 1-1 | | | | | | |
| 06-07 | 2-2 | 1-1 | 1-1 | | | | | | |
| 07-08 | 1-2 | 1-1 | 0-1 | | | | | | |
| TOTALS | OVERALL | HOME | ROAD | NEUTRAL | | | | | |
| SAC ERA | 35-39 | 21-15 | 13-23 | 1-1 | | | | | |
| 19 YRS | | | | | | | | | |

NEW JERSEY NETS

390 Murray Hill Parkway • East Rutherford, NJ 07073

Phone: (201) 935-8888 — FAX: (201) 935-1088

Home Court (capacity): IZOD Center (19,990) - opened 1981

www.njnets.com



2008-09 SERIES SCHEDULE

| Date | Site | Time (PST) |
|-------|-------------------|------------|
| 11/26 | ARCO Arena | 7:00 p.m. |
| 1/5 | Cont. Airl. Arena | 4:30 p.m. |

2007-08 VS. NETS (2-0)

| Date | Site | W/L | Score |
|-------|-------------------|-----|---------|
| 12/18 | Cont. Airl. Arena | W | 106-101 |
| 1/22 | ARCO Arena | W | 128-94 |

ALL-TIME SERIES (32 years)

| | Overall | Home | Road |
|----------|---------|------|-------|
| Sac-Era | 24-20 | 17-5 | 7-15 |
| All-Time | 42-26 | 28-6 | 14-20 |

CURRENT STREAKS

| | Overall | Home | Road |
|-------|---------|------|------|
| Kings | W2 | W9 | W1 |

DIRECTORY

| | |
|--|--|
| Principal Owner..... | Bruce Ratner |
| President..... | Rod Thorn |
| President & CEO, Nets Sports and Entertainment..... | Brett Yorkmark |
| General Manager..... | Kiki Vandeweghe |
| Vice President of Basketball Operations..... | Bobby Marks |
| Head Coach..... | Lawrence Frank |
| Assistant Coaches.... | Brian Hill, Tom Barrise, Doug Overton, Roy Rogers |
| Assistant Coach/Strength & Conditioning Coach..... | Rich Dalatri |
| Athletic Trainer..... | Tim Walsh |
| Vice President of Public Relations..... | Gary Sussman |
| VP of Business & Entertainment Public Relations..... | Barry Baum |
| Director of Public Relations..... | Aaron Harris |
| Public Relations Coordinator..... | Patrick Rees |
| Radio..... | WFAN (660 AM), Chris Carrino, Tim Capstraw |
| TV..... | YES Network (cable), Marv Albert, Ian Eagle, Jim Spanarkel |
| Colors..... | Blue, Red, Silver |

BACKGROUND

Founded: 1967-68, New Jersey Americans; 1968-69, New York Nets; 1977-78, New Jersey Nets, Former member of ABA
 NBA Titles Won: None
 All-Time NBA Record: 1116-1476 (.431)
 2007-08 Record: 34-48 (4th in Atlantic)
 2007-08 Playoff Results:..... Dtd not qualify

SERIES FACTS

| | |
|----------------------|--------------------------|
| Last Home Win:..... | 1/22/08 (128-94) |
| Last Road Win:..... | 12/18/07 (106-101) |
| Last Home Loss:..... | 11/30/97 (73-87) |
| Last Road Loss:..... | 2/23/07 (96-109) |
| Biggest Win:..... | 36 (118-82) @ NJ, 1/9/03 |
| Biggest Loss:..... | 34 (83-117) @ NJ, 2/4/02 |

2007-2008 SEASON SERIES (2-0) SACRAMENTO KINGS VS. NEW JERSEY

| PLAYER | G-GS | MIN | FG-FGA | PCT | 3FG-A | PCT | FT-FTA | PCT | OFF | DEF | TOT | AST | PF-DQ | STL | TO | BLK | PTS | AVG |
|-------------------|------|-----|--------|------|-------|-------|--------|-------|-----|-----|-----|-----|-------|-----|----|-----|-----|-------|
| Artest | 2-2 | 74 | 15-29 | .517 | 6-7 | .857 | 11-14 | .786 | 4 | 6 | 10 | 7 | 1-0 | 6 | 6 | 3 | 47 | 23.5 |
| Martin | 1-1 | 31 | 5-13 | .385 | 3-7 | .429 | 6-6 | 1.000 | 2 | 5 | 7 | 3 | 1-0 | 2 | 2 | 0 | 19 | 19.0 |
| Garcia | 2-0 | 55 | 11-19 | .579 | 8-13 | .615 | 7-7 | 1.000 | 0 | 4 | 4 | 2 | 5-0 | 0 | 4 | 1 | 37 | 18.5 |
| Miller | 2-2 | 73 | 13-23 | .565 | 2-4 | .500 | 9-10 | .900 | 2 | 15 | 17 | 10 | 5-0 | 2 | 3 | 1 | 37 | 18.5 |
| Salmons | 2-1 | 45 | 13-19 | .684 | 2-3 | .667 | 3-5 | .600 | 2 | 2 | 4 | 7 | 5-0 | 3 | 3 | 0 | 31 | 15.5 |
| Bibby | 1-1 | 29 | 5-11 | .455 | 3-5 | .600 | 2-2 | 1.000 | 0 | 3 | 3 | 7 | 2-0 | 1 | 1 | 1 | 15 | 15.0 |
| Johnson (TOT) | 2-2 | 58 | 9-19 | .474 | 2-6 | .333 | 0-0 | --- | 1 | 4 | 5 | 12 | 4-0 | 2 | 3 | 0 | 20 | 10.0 |
| Moore | 2-2 | 56 | 7-13 | .538 | 0-0 | --- | 0-0 | --- | 3 | 5 | 8 | 0 | 7-0 | 2 | 3 | 1 | 14 | 7.0 |
| Udrih | 2-1 | 47 | 5-13 | .385 | 2-4 | .500 | 2-2 | 1.000 | 1 | 2 | 3 | 11 | 3-0 | 0 | 2 | 1 | 14 | 7.0 |
| Jones | 2-0 | 25 | 2-7 | .286 | 0-0 | --- | 4-6 | .667 | 1 | 7 | 8 | 3 | 5-0 | 2 | 1 | 2 | 8 | 4.0 |
| Douby | 2-0 | 17 | 2-4 | .500 | 2-2 | 1.000 | 0-0 | --- | 0 | 1 | 1 | 2 | 1-0 | 1 | 1 | 1 | 6 | 3.0 |
| Hawes | 2-0 | 19 | 3-4 | .750 | 0-0 | --- | 0-0 | --- | 1 | 4 | 5 | 1 | 2-0 | 0 | 0 | 1 | 6 | 3.0 |
| Thomas | 1-0 | 4 | 0-0 | --- | 0-0 | --- | 0-0 | --- | 0 | 1 | 1 | 0 | 0-0 | 0 | 0 | 0 | 0 | 0.0 |
| J. Williams | 1-0 | 6 | 0-2 | .000 | 0-0 | --- | 0-0 | --- | 0 | 1 | 1 | 0 | 1-0 | 0 | 0 | 0 | 0 | 0.0 |
| S. Williams (TOT) | 2-0 | 30 | 0-6 | .000 | 0-0 | --- | 0-0 | --- | 6 | 2 | 8 | 0 | 7-0 | 1 | 1 | 1 | 0 | 0.0 |
| KINGS | 2 | 480 | 81-157 | .516 | 28-45 | .622 | 44-52 | .846 | 16 | 56 | 72 | 53 | 38-0 | 19 | 29 | 12 | 234 | 117.0 |
| NETS | 2 | 480 | 75-157 | .478 | 12-33 | .364 | 33-50 | .660 | 23 | 51 | 74 | 53 | 40-0 | 12 | 36 | 16 | 195 | 97.5 |

2007-2008 SEASON SERIES (0-2) NEW JERSEY NETS VS. SACRAMENTO

| PLAYER | G-GS | MIN | FG-FGA | PCT | 3FG-A | PCT | FT-FTA | PCT | OFF | DEF | TOT | AST | PF-DQ | STL | TO | BLK | PTS | AVG |
|---------------|------|-----|--------|-------|-------|------|--------|-------|-----|-----|-----|-----|-------|-----|----|-----|-----|-------|
| Jefferson | 2-2 | 71 | 17-32 | .531 | 4-7 | .571 | 16-17 | .941 | 2 | 11 | 13 | 4 | 6-0 | 1 | 9 | 0 | 54 | 27.0 |
| Harris (TOT) | 1-1 | 36 | 8-10 | .800 | 2-3 | .667 | 7-9 | .778 | 0 | 1 | 1 | 9 | 5-0 | 0 | 4 | 0 | 25 | 25.0 |
| Carter | 2-2 | 69 | 14-25 | .560 | 1-4 | .250 | 7-10 | .700 | 3 | 6 | 9 | 15 | 9-0 | 0 | 6 | 1 | 36 | 18.0 |
| Allen | 2-0 | 34 | 12-15 | .800 | 0-0 | --- | 0-0 | --- | 2 | 4 | 6 | 3 | 6-0 | 1 | 0 | 1 | 24 | 12.0 |
| Kidd | 2-2 | 68 | 10-23 | .435 | 4-11 | .364 | 0-0 | --- | 2 | 10 | 12 | 14 | 2-0 | 2 | 7 | 0 | 24 | 12.0 |
| Wright | 2-0 | 56 | 10-19 | .526 | 2-5 | .400 | 0-0 | --- | 3 | 3 | 6 | 4 | 7-0 | 1 | 3 | 1 | 22 | 11.0 |
| S. Williams | 2-2 | 63 | 8-16 | .500 | 0-0 | --- | 3-6 | .500 | 4 | 7 | 11 | 1 | 5-0 | 2 | 3 | 10 | 19 | 9.5 |
| Diop (TOT) | 2-1 | 31 | 3-3 | 1.000 | 0-0 | --- | 2-3 | .667 | 1 | 7 | 8 | 0 | 9-0 | 0 | 2 | 0 | 8 | 4.0 |
| Hassell (TOT) | 1-0 | 21 | 2-3 | .667 | 0-1 | .000 | 0-0 | --- | 0 | 3 | 3 | 0 | 2-0 | 0 | 1 | 0 | 4 | 4.0 |
| Nachbar | 1-0 | 20 | 1-5 | .200 | 0-0 | --- | 2-3 | .667 | 0 | 5 | 5 | 0 | 2-0 | 3 | 2 | 1 | 4 | 4.0 |
| Boone | 2-2 | 51 | 2-9 | .222 | 0-0 | --- | 3-12 | .250 | 4 | 3 | 7 | 7 | 1-0 | 2 | 3 | 1 | 7 | 3.5 |
| M. Williams | 2-0 | 22 | 1-10 | .100 | 1-5 | .200 | 2-2 | 1.000 | 1 | 0 | 1 | 5 | 0-0 | 0 | 0 | 0 | 5 | 2.5 |
| Ager (TOT) | 1-0 | 4 | 0-0 | --- | 0-0 | --- | 2-2 | 1.000 | 0 | 0 | 0 | 0 | 0-0 | 0 | 0 | 0 | 2 | 2.0 |
| Armstrong | 2-0 | 10 | 0-1 | .000 | 0-1 | .000 | 0-0 | --- | 1 | 2 | 3 | 0 | 2-0 | 0 | 1 | 0 | 0 | 0.0 |
| Collins | 1-0 | 10 | 0-0 | --- | 0-0 | --- | 0-0 | --- | 0 | 0 | 0 | 0 | 2-0 | 0 | 0 | 0 | 0 | 0.0 |
| Magloire | 1-0 | 6 | 0-2 | .000 | 0-0 | --- | 0-0 | --- | 1 | 0 | 1 | 0 | 0-0 | 0 | 0 | 1 | 0 | 0.0 |
| NETS | 2 | 480 | 75-157 | .478 | 12-33 | .364 | 33-50 | .660 | 23 | 51 | 74 | 53 | 40-0 | 12 | 36 | 16 | 195 | 97.5 |
| KINGS | 2 | 480 | 81-157 | .516 | 28-45 | .622 | 44-52 | .846 | 16 | 56 | 72 | 53 | 38-0 | 19 | 29 | 12 | 234 | 117.0 |

NEW JERSEY NETS

| DATE | W/L | H/A | SCORE | +/- |
|----------|-----|-----|---------|-----|
| 11/24/85 | L | H | 103-118 | -15 |
| 12/10/85 | L | A | 100-106 | -6 |
| 12/9/86 | W | A | 120-107 | +13 |
| 1/27/87 | W | H | 118-115 | +3 |
| 11/26/87 | W | H | 110-102 | +8 |
| 1/14/88 | L | A | 87-90 | -3 |
| 11/26/88 | L | H | 97-98 | -1 |
| 1/26/89 | W | A | 112-109 | +3 |
| 11/25/89 | W | H | 112-98 | +14 |
| 3/5/90 | L | A | 111-128 | -17 |
| 1/28/91 | W | H | 101-83 | +18 |
| 2/19/91 | L | A | 83-97 | -14 |
| 11/19/91 | L | A | 118-122 | -4 |
| 1/28/92 | W | H | 124-118 | +6 |
| 11/28/92 | L | H | 89-94 | -5 |
| 12/20/92 | W | A | 98-104 | -6 |
| 11/14/93 | L | A | 102-132 | -30 |
| 3/16/94 | W | H | 132-111 | +21 |
| 11/23/94 | L | H | 98-103 | -5 |
| 12/3/94 | W | A | 94-89 | +5 |
| 11/11/95 | L | A | 84-86 | -2 |
| 11/26/95 | W | H | 99-92 | +7 |
| 2/25/97 | L | A | 90-97 | -7 |
| 3/3/97 | W | H | 108-95 | +13 |
| 11/30/97 | L | H | 73-87 | -14 |
| 2/26/98 | L | A | 99-102 | -3 |
| 11/23/99 | W | H | 105-92 | +13 |
| 12/6/99 | L | A | 95-109 | -14 |
| 12/17/00 | W | A | 95-79 | +16 |
| 1/23/01 | W | H | 130-104 | +26 |
| 11/24/01 | W | H | 98-97 | +1 |
| 2/04/02 | L | A | 83-117 | -34 |
| 1/09/03 | W | A | 118-82 | +36 |
| 1/21/03 | W | H | 109-102 | +7 |
| 11/30/03 | W | H | 105-92 | +13 |
| 3/16/04 | L | A | 77-94 | -17 |
| 1/25/05 | W | H | 113-93 | +20 |
| 2/16/05 | L | A | 85-96 | -11 |
| 11/23/05 | W | H | 114-105 | +9 |
| 3/6/06 | W | A | 109-84 | +25 |
| 1/22/07 | W | H | 88-87 | +1 |
| 2/23/07 | L | A | 96-109 | -13 |
| 12/18/07 | W | A | 106-101 | +5 |
| 1/22/08 | W | H | 128-94 | +34 |

| NEW JERSEY | | | | | | | | | |
|----------------|----------------|-------------|--------------|----------------|-------|-----|-----|-----|-----|
| | OVR | HM | RD | NTL | | OVR | HM | RD | NTL |
| 76-77 | 4-0 | 2-0 | 2-0 | | 01-02 | 1-1 | 1-0 | 0-1 | |
| 77-78 | 2-2 | 1-1 | 1-1 | | 02-03 | 2-0 | 1-0 | 1-0 | |
| 78-79 | 3-1 | 2-0 | 1-1 | | 03-04 | 1-1 | 1-0 | 0-1 | |
| 79-80 | 1-1 | 1-0 | 0-1 | | 04-05 | 1-1 | 1-0 | 0-1 | |
| 80-81 | 2-0 | 1-0 | 1-0 | | 05-06 | 2-0 | 1-0 | 1-0 | |
| 81-82 | 1-1 | 1-0 | 0-1 | | 06-07 | 1-1 | 1-0 | 0-1 | |
| 82-83 | 1-1 | 1-0 | 0-1 | | 07-08 | 2-0 | 1-0 | 1-0 | |
| 83-84 | 2-0 | 1-0 | 1-0 | | | | | | |
| 84-85 | 2-0 | 1-0 | 1-0 | | | | | | |
| 85-86 | 0-2 | 0-1 | 0-1 | | | | | | |
| 86-87 | 2-0 | 1-0 | 1-0 | | | | | | |
| 87-88 | 1-1 | 1-0 | 0-1 | | | | | | |
| 88-89 | 1-1 | 0-1 | 1-0 | | | | | | |
| 89-90 | 1-1 | 1-0 | 0-1 | | | | | | |
| 90-91 | 1-1 | 1-0 | 0-1 | | | | | | |
| 91-92 | 1-1 | 1-0 | 0-1 | | | | | | |
| 92-93 | 0-2 | 0-1 | 0-1 | | | | | | |
| 93-94 | 1-1 | 1-0 | 0-1 | | | | | | |
| 94-95 | 1-1 | 0-1 | 1-0 | | | | | | |
| 95-96 | 1-1 | 1-0 | 0-1 | | | | | | |
| 96-97 | 1-1 | 1-0 | 0-1 | | | | | | |
| 97-98 | 0-2 | 0-1 | 0-1 | | | | | | |
| 98-99 | 0-0 | 0-0 | 0-0 | | | | | | |
| 99-00 | 1-1 | 1-0 | 0-1 | | | | | | |
| 00-01 | 2-0 | 1-0 | 1-0 | | | | | | |
| TOTALS | OVERALL | HOME | ROAD | NEUTRAL | | | | | |
| SAC-ERA | 24-20 | 17-5 | 7-15 | | | | | | |
| 32 YRS | 42-26 | 28-6 | 14-20 | | | | | | |



DARRYL DAWKINS

NEW ORLEANS HORNETS

1250 Poydras, 19th Floor • New Orleans, LA 70113
 Phone: (504) 593-4700 — FAX: (405) 208-4601/(504) 529-3446
 Home Court (capacity): New Orleans Arena (18,208)
 www.hornets.com



2008-09 SERIES SCHEDULE

| Date | Site | Time (PST) |
|-------|----------------|------------|
| 11/19 | New OrL. Arena | 5:00 p.m. |
| 12/20 | New OrL. Arena | 5:00 p.m. |
| 2/23 | ARCO Arena | 7:00 p.m. |
| 3/31 | ARCO Arena | 7:00 p.m. |

2007-08 VS. HORNETS (2-1)

| Date | Site | W/L | Score |
|-------|----------------|-----|---------|
| 10/31 | New OrL. Arena | L | 90-104 |
| 2/1 | ARCO Arena | W | 112-103 |
| 4/12 | ARCO Arena | W | 94-91 |

ALL-TIME SERIES (20 years)

| | Overall | Home | Road |
|----------|---------|------|------|
| Sac-Era | 25-22 | 18-6 | 7-16 |
| All-Time | 25-22 | 18-6 | 7-16 |

CURRENT STREAKS

| | Overall | Home | Road |
|-------|---------|------|------|
| Kings | W2 | W2 | L6 |

DIRECTORY

| | |
|---------------------------------------|--|
| Owner | George Shinn |
| General Manager | Jeff Bower |
| Head Coach | Byron Scott |
| Assistant Coaches | Darrell Walker, Kenny Gattison, Paul Pressey, Charlie Parker |
| Trainer/Director of Team Travel | Terry Kofler |
| Strength and Conditioning Coach | Jack Manson |
| College/Pro Scouting | Kip Bass |
| Scout | Robert Werdann |
| Director of Basketball Communications | Scott Hall |
| Basketball Communications Manager | Dennis Rogers |
| Basketball Communications Coordinator | Lindsey Wycock |
| Radio | New Orleans KMEZ (102.9 FM), Sean Kelley, Gerry Vaillancourt |
| TV | Cox Sports Television (Ch. 37), Bob Licht, Gil McGregor |
| Colors | Jordy Hultberg Teal, Purple, Gold |

BACKGROUND

Founded: 1988-89 expansion team, Charlotte Hornets;
 2002-03, New Orleans Hornets;
 2005-06 New Orleans/Oklahoma City Hornets;
 2007-08, New Orleans Hornets

NBA Titles Won: None
 All-Time NBA Record: 781-827 (.486)
 2007-08 Record: 56-26 (1st in Southwest)
 2007-08 Playoff Results: Won 4-1 over Dallas in First Round,
 Lost 3-4 to San Antonio in Western Conference Semifinals

SERIES FACTS

Last Home Win: 4/12/08 (94-91)
 Last Road Win: 12/1/04 (94-81)
 Last Home Loss: 4/16/07 (118-125)
 Last Road Loss: 10/31/07 (90-104)
 Biggest Win: 36 (107-71) vs. New Orleans, 12/19/04
 Biggest Loss: 42 (59-101) @ Charlotte, 1/10/91

2007-2008 SEASON SERIES (1-2) SACRAMENTO KINGS VS. NEW ORLEANS

| PLAYER | G-GS | MIN | FG-FGA | PCT | 3FG-A | PCT | FT-FTA | PCT | OFF | DEF | TOT | AST | PF-DQ | STL | TO | BLK | PTS | AVG |
|-------------------|------|-----|---------|------|-------|------|--------|-------|-----|-----|-----|-----|-------|-----|----|-----|-----|------|
| Martin | 2-2 | 79 | 14-32 | .438 | 6-12 | .500 | 14-18 | .778 | 0 | 4 | 4 | 5 | 3-0 | 0 | 5 | 1 | 48 | 24.0 |
| Artest | 2-2 | 84 | 20-41 | .488 | 6-13 | .462 | 0-0 | --- | 3 | 10 | 13 | 7 | 1-0 | 5 | 5 | 2 | 46 | 23.0 |
| Miller | 2-2 | 71 | 13-26 | .500 | 1-4 | .250 | 7-11 | .636 | 5 | 14 | 19 | 6 | 8-0 | 1 | 2 | 3 | 34 | 17.0 |
| Salmons | 1-1 | 39 | 22-39 | .564 | 2-4 | .500 | 5-9 | .556 | 1 | 14 | 15 | 14 | 3-0 | 3 | 8 | 2 | 51 | 17.0 |
| Bibby | 4 | 67 | 7-18 | .389 | 1-5 | .200 | 0-1 | .000 | 2 | 4 | 6 | 7 | 5-0 | 2 | 1 | 0 | 15 | 15.0 |
| Garcia | 3-0 | 67 | 13-29 | .448 | 3-9 | .333 | 4-4 | 1.000 | 1 | 11 | 12 | 6 | 8-0 | 3 | 6 | 3 | 33 | 11.0 |
| Hawes | 2-1 | 28 | 7-12 | .583 | 0-1 | .000 | 1-4 | .250 | 2 | 5 | 7 | 3 | 3-0 | 0 | 3 | 1 | 15 | 7.5 |
| Udrih | 2-1 | 44 | 4-12 | .333 | 0-1 | .000 | 5-6 | .833 | 0 | 7 | 7 | 6 | 6-0 | 2 | 1 | 0 | 13 | 6.5 |
| Moore | 3-2 | 75 | 7-11 | .636 | 0-1 | .000 | 3-3 | 1.000 | 6 | 11 | 17 | 3 | 12-0 | 0 | 3 | 3 | 17 | 5.7 |
| Douby | 2-0 | 30 | 4-11 | .364 | 1-4 | .250 | 0-0 | --- | 0 | 3 | 3 | 3 | 3-0 | 1 | 3 | 0 | 9 | 4.5 |
| S. Williams (TOT) | 2-0 | 28 | 4-6 | .667 | 0-0 | --- | 1-4 | .250 | 1 | 3 | 4 | 0 | 6-0 | 0 | 0 | 0 | 9 | 4.5 |
| S. Williams (SAC) | 1-0 | 24 | 4-6 | .667 | 0-0 | --- | 1-4 | .250 | 1 | 3 | 4 | 0 | 4-0 | 0 | 0 | 0 | 9 | 9.0 |
| Johnson (TOT) | 1-0 | 26 | 1-3 | .333 | 1-2 | .500 | 1-2 | .500 | 0 | 1 | 1 | 8 | 0-0 | 1 | 2 | 1 | 4 | 4.0 |
| Abdur-Rahim | 1-0 | 19 | 0-4 | .000 | 0-0 | --- | 2-2 | 1.000 | 2 | 2 | 4 | 2 | 5-0 | 1 | 0 | 0 | 2 | 2.0 |
| Greene | 1-1 | 17 | 1-2 | .500 | 0-0 | --- | 0-0 | --- | 0 | 1 | 1 | 1 | 4-0 | 1 | 2 | 0 | 2 | 2.0 |
| Watkins | 1-0 | 10 | 1-2 | .500 | 0-0 | --- | 0-0 | --- | 1 | 3 | 4 | 0 | 1-0 | 0 | 2 | 0 | 2 | 2.0 |
| Thomas | 1-1 | 15 | 0-1 | .000 | 0-0 | --- | 0-0 | --- | 0 | 3 | 3 | 0 | 3-0 | 1 | 0 | 0 | 0 | 0.0 |
| KINGS | 3 | 720 | 117-246 | .476 | 20-54 | .370 | 42-62 | .677 | 24 | 95 | 119 | 63 | 69-0 | 19 | 43 | 15 | 296 | 98.7 |
| HORNETS | 3 | 720 | 110-242 | .455 | 27-67 | .403 | 51-67 | .761 | 29 | 99 | 128 | 66 | 65-0 | 22 | 53 | 12 | 298 | 99.3 |

2007-2008 SEASON SERIES (1-2) NEW ORLEANS HORNETS VS. SACRAMENTO

| PLAYER | G-GS | MIN | FG-FGA | PCT | 3FG-A | PCT | FT-FTA | PCT | OFF | DEF | TOT | AST | PF-DQ | STL | TO | BLK | PTS | AVG |
|-------------|------|-----|---------|-------|-------|-------|--------|-------|-----|-----|-----|-----|-------|-----|----|-----|-----|------|
| Stojakovic | 3-3 | 114 | 22-48 | .458 | 13-31 | .419 | 5-5 | 1.000 | 4 | 10 | 14 | 3 | 7-0 | 3 | 1 | 0 | 62 | 20.7 |
| West | 3-3 | 118 | 24-53 | .453 | 1-1 | 1.000 | 10-12 | .833 | 3 | 24 | 27 | 12 | 12-0 | 3 | 9 | 5 | 59 | 19.7 |
| Paul | 3-3 | 118 | 16-37 | .432 | 3-8 | .375 | 16-19 | .842 | 4 | 15 | 19 | 43 | 11-0 | 10 | 9 | 0 | 51 | 17.0 |
| Chandler | 3-3 | 115 | 20-30 | .667 | 0-0 | --- | 9-17 | .529 | 10 | 25 | 35 | 1 | 12-0 | 1 | 9 | 4 | 49 | 16.3 |
| Peterson | 3-3 | 91 | 11-22 | .500 | 6-12 | .500 | 8-8 | 1.000 | 2 | 8 | 10 | 1 | 6-0 | 2 | 3 | 0 | 36 | 12.0 |
| Butler | 1-0 | 17 | 3-5 | .600 | 1-3 | .333 | 0-0 | --- | 0 | 0 | 0 | 2 | 0-0 | 0 | 0 | 1 | 7 | 7.0 |
| Pargo | 3-0 | 40 | 6-20 | .300 | 2-8 | .250 | 2-2 | 1.000 | 0 | 2 | 2 | 0 | 4-0 | 0 | 7 | 0 | 16 | 5.3 |
| James (TOT) | 2-0 | 22 | 2-7 | .286 | 1-4 | .250 | 2-2 | 1.000 | 0 | 3 | 3 | 1 | 5-0 | 1 | 1 | 0 | 7 | 3.5 |
| James (NO) | 1-0 | 6 | 0-1 | .000 | 0-0 | --- | 0-0 | --- | 0 | 1 | 1 | 0 | 1-0 | 0 | 0 | 0 | 0 | 0.0 |
| Wells (TOT) | 3-0 | 65 | 5-16 | .313 | 0-0 | --- | 0-4 | .000 | 2 | 13 | 15 | 5 | 9-0 | 3 | 6 | 1 | 10 | 3.3 |
| Wells (NO) | 1-0 | 19 | 1-4 | .250 | 0-0 | --- | 0-2 | .000 | 0 | 2 | 2 | 0 | 2-0 | 0 | 3 | 0 | 2 | 2.0 |
| Ely | 2-0 | 24 | 3-9 | .333 | 0-0 | --- | 0-0 | --- | 2 | 5 | 7 | 0 | 4-0 | 0 | 4 | 1 | 6 | 3.0 |
| Jackson | 2-0 | 26 | 2-10 | .200 | 1-4 | .250 | 0-0 | --- | 0 | 2 | 2 | 0 | 2-0 | 2 | 1 | 0 | 5 | 2.5 |
| Bowen | 1-0 | 6 | 1-1 | 1.000 | 0-0 | --- | 0-0 | --- | 0 | 0 | 0 | 0 | 0-0 | 0 | 0 | 0 | 2 | 2.0 |
| Wright | 1-0 | 6 | 1-1 | 1.000 | 0-0 | --- | 0-0 | --- | 0 | 1 | 1 | 1 | 0-0 | 1 | 0 | 0 | 2 | 2.0 |
| Armstrong | 3-0 | 20 | 0-1 | .000 | 0-0 | --- | 1-2 | .500 | 4 | 4 | 8 | 1 | 6-0 | 0 | 4 | 1 | 1 | 0.3 |
| HORNETS | 3 | 720 | 110-242 | .455 | 27-67 | .403 | 51-67 | .761 | 29 | 99 | 128 | 66 | 65-0 | 22 | 53 | 12 | 298 | 99.3 |
| KINGS | 3 | 720 | 117-246 | .476 | 20-54 | .370 | 42-62 | .677 | 24 | 95 | 119 | 63 | 69-0 | 19 | 43 | 15 | 296 | 98.7 |

NEW ORLEANS HORNETS

| DATE | W/L | H/A | SCORE | +/- |
|---------------------------|-----|-----|----------|-----|
| Charlotte | | | | |
| 3/12/89 | W | A | 114-105 | +9 |
| 3/20/89 | L | H | 110-117 | -7 |
| 1/27/90 | W | A | 92-85 | +7 |
| 3/3/90 | W | A | 104-103 | +1 |
| 3/8/90 | W | H | 111-102 | +9 |
| 3/31/90 | L | H | 103-115 | -12 |
| 1/10/91 | L | A | 59-101 | -42 |
| 2/27/91 | L | H | 90-96 | -6 |
| 1/9/92 | L | A | 96-109 | -13 |
| 1/18/92 | W | H | 119-113 | +6 |
| 12/4/92 | L | H | 111-112 | -1 |
| 1/27/93 | L | A | 107-117 | -10 |
| 11/17/93 | L | A | 113-130 | -17 |
| 1/13/94 | W | H | 115-104 | +11 |
| 2/22/95 | L | A | 89-100 | -11 |
| 3/5/95 | W | H | 88-80 | +8 |
| 2/8/96 | L | A | 105-115 | -10 |
| 3/29/96 | W | H | 107-101* | +6 |
| 1/12/97 | L | H | 93-97 | -4 |
| 2/6/97 | L | A | 100-115 | -15 |
| 12/2/97 | L | A | 102-121 | -19 |
| 1/4/98 | W | H | 106-90 | +16 |
| 2/19/98 | W | H | 106-95 | +11 |
| 1/25/00 | W | A | 110-99 | +11 |
| 3/8/00 | W | H | 105-92 | +13 |
| 12/13/00 | L | A | 90-101 | -11 |
| 12/28/00 | W | H | 91-87 | +4 |
| 3/8/02 | W | H | 99-87 | +12 |
| 3/29/02 | W | A | 92-87 | +5 |
| New Orleans | | | | |
| 12/15/02 | W | H | 107-92 | +15 |
| 2/5/03 | L | A | 84-108 | -24 |
| 12/18/03 | W | A | 101-90 | +11 |
| 4/6/04 | W | H | 105-91 | +14 |
| 12/1/04 | W | A | 94-81 | +13 |
| 12/19/04 | W | H | 107-71 | +36 |
| 1/8/05 | L | A | 117-121* | -4 |
| New Orleans/Oklahoma City | | | | |
| 11/1/05 | L | A | 67-93 | -26 |
| 12/11/05 | W | H | 110-100 | +10 |
| 1/13/06 | L | A | 76-90 | -14 |
| 4/16/06 | W | H | 96-79 | +17 |
| 1/26/07 | L | A | 84-88 | -4 |
| 2/5/07 | W | H | 105-99 | +6 |
| 2/14/07 | L | A | 93-110 | -17 |
| 4/16/07 | L | H | 118-125 | -7 |
| 10/31/07 | L | A | 90-104 | -14 |
| 2/1/08 | W | H | 112-103 | +9 |
| 4/12/08 | W | H | 94-91 | +3 |

NEW ORLEANS

| | OVR | HM | RD | NTL | OVR | HM | RD | NTL |
|-------|-----|-----|-----|-----|-----|----|----|-----|
| 88-89 | 1-1 | 0-1 | 1-0 | | | | | |
| 89-90 | 3-1 | 1-1 | 2-0 | | | | | |
| 90-91 | 0-2 | 0-1 | 0-1 | | | | | |
| 91-92 | 1-1 | 1-0 | 0-1 | | | | | |
| 92-93 | 0-2 | 0-1 | 0-1 | | | | | |
| 93-94 | 1-1 | 1-0 | 0-1 | | | | | |
| 94-95 | 1-1 | 1-0 | 0-1 | | | | | |
| 95-96 | 1-1 | 1-0 | 0-1 | | | | | |
| 96-97 | 0-2 | 0-1 | 0-1 | | | | | |
| 97-98 | 1-1 | 1-0 | 0-1 | | | | | |
| 98-99 | 1-0 | 1-0 | 0-0 | | | | | |
| 99-00 | 2-0 | 1-0 | 1-0 | | | | | |
| 00-01 | 1-1 | 1-0 | 0-1 | | | | | |
| 01-02 | 2-0 | 1-0 | 1-0 | | | | | |
| 02-03 | 1-1 | 1-0 | 0-1 | | | | | |
| 03-04 | 2-0 | 1-0 | 1-0 | | | | | |
| 04-05 | 2-1 | 1-0 | 1-1 | | | | | |
| 05-06 | 2-2 | 2-0 | 0-2 | | | | | |
| 06-07 | 1-3 | 1-1 | 0-2 | | | | | |
| 07-08 | 2-1 | 2-0 | 0-1 | | | | | |

| | | | | |
|---------------|----------------|-------------|-------------|----------------|
| TOTALS | OVERALL | HOME | ROAD | NEUTRAL |
| SAC-ERA | 25-22 | 18-6 | 7-16 | |
| 20 YRS | | | | |



MUGGSY BOGUES

NEW YORK KNICKS

Two Pennsylvania Plaza • New York, NY 10121-0091

Phone: (212) 465-6471 — FAX: (212) 465-6498

Home Court (capacity): Madison Square Garden (19,763) - opened 1968

www.nyknicks.com



2008-09 SERIES SCHEDULE

| Date | Site | Time (PST) |
|-------|------------|------------|
| 12/13 | ARCO Arena | 7:00 p.m. |
| 3/20 | MSG | 4:30 p.m. |

2007-08 VS. KNICKS (2-0)

| Date | Site | W/L | Score |
|-------|------------|-----|-----------|
| 11/16 | ARCO Arena | W | 123-118** |
| 1/2 | MSG | W | 107-97 |

* overtime

ALL-TIME SERIES (60 years)

| | Overall | Home | Road |
|----------|---------|------|------|
| Sac-Era | 19-26 | 15-8 | 4-18 |
| All-Time | 143-135 | | |

CURRENT STREAKS

| | Overall | Home | Road |
|-------|---------|------|------|
| Kings | W2 | W2 | W1 |

DIRECTORY

Pres. & CEO, Cablevision Systems Corp.; Chair., MSG ... James L. Dolan
 Head Coach Mike D'Antoni
 Assistant Coaches Herb Williams, Phil Weber, Dan D'Antoni, Kenny Atkinson
 Assistant Coach/Player Development Greg Brittenham
 Head Athletic Trainer Roger Hinds
 Director, Player Personnel Misho Ostarcevic
 Director, Pro Scouting & Free Agency John Gabriel
 Director, East Scouting Rodney Heard
 Director, West Scouting Mark Hughes
 Scouts Ben Jobe, Scott McGuire, Walker D. Russell, Steve Yoder
 Vice President, Public Relations Jonathan Supranowitz
 Director, Media Services Nick Brown
 Manager, Public Relations Alyson Furch
 Coordinator, Media Relations Gregg Schwartz
 Radio ESPN Radio (1050 AM), Gus Johnson, John Andariese
 Spanish Radio WADO (1280 AM), Alfredo Bejar,
 Juan Antonio Cains, Clemson Smith-Muniz
 TV MSG Network (cable), Mike Breen, Walt Frazier
 Colors Orange and Blue

BACKGROUND

Founded: 1946-47, New York Knickerbockers
 NBA Titles Won: 2, 1969-70, 1972-73
 All-Time NBA Record: 2422-2413 (.501)
 2007-08 Record: 23-59 (5th in Atlantic)
 2007-08 Playoff Results: Did Not Qualify

SERIES FACTS

Last Home Win: 11/16/07 (123-118 2OT)
 Last Road Win: 1/2/08 (107-97)
 Last Home Loss: 11/13/05 (95-105)
 Last Road Loss: 1/15/07 (97-102)
 Biggest Win: 40 (134-94) vs. NY, 12/10/61
 Biggest Loss: 43 (92-135) vs. NY, 2/6/70

2007-2008 SEASON SERIES (2-0) SACRAMENTO KINGS VS. NEW YORK

| PLAYER | G-GS | MIN | FG-FGA | PCT | 3FG-A | PCT | FT-FTA | PCT | OFF | DEF | TOT | AST | PF-DQ | STL | TO | BLK | PTS | AVG |
|----------------|------|-----|--------|------|-------|------|--------|-------|-----|-----|-----|-----|-------|-----|----|-----|-----|-------|
| Martin | 1-1 | 49 | 11-21 | .524 | 5-7 | .714 | 16-19 | .842 | 2 | 8 | 10 | 2 | 4-0 | 0 | 3 | 0 | 43 | 43.0 |
| Artest | 1-1 | 53 | 11-16 | .688 | 2-3 | .667 | 4-11 | .364 | 2 | 6 | 8 | 2 | 3-0 | 2 | 3 | 1 | 28 | 28.0 |
| Salmons | 2-1 | 84 | 18-29 | .621 | 1-3 | .333 | 11-13 | .846 | 3 | 15 | 18 | 10 | 9-0 | 6 | 7 | 2 | 48 | 24.0 |
| Miller | 2-2 | 76 | 13-25 | .520 | 1-3 | .333 | 11-11 | 1.000 | 6 | 21 | 27 | 5 | 9-1 | 1 | 6 | 3 | 38 | 19.0 |
| Garcia | 2-1 | 64 | 6-21 | .286 | 2-9 | .222 | 12-15 | .800 | 5 | 5 | 10 | 3 | 8-0 | 4 | 5 | 2 | 26 | 13.0 |
| Udrih | 2-2 | 86 | 8-24 | .333 | 0-5 | .000 | 6-8 | .750 | 2 | 4 | 6 | 11 | 5-0 | 4 | 6 | 1 | 22 | 11.0 |
| Moore | 2-2 | 54 | 4-11 | .364 | 0-0 | --- | 2-4 | .500 | 2 | 9 | 11 | 0 | 12-2 | 0 | 3 | 1 | 10 | 5.0 |
| Hawes | 2-0 | 18 | 2-6 | .333 | 0-0 | --- | 4-4 | 1.000 | 0 | 0 | 0 | 1 | 0-0 | 1 | 0 | 1 | 8 | 4.0 |
| Jones | 1-0 | 10 | 0-4 | .000 | 0-0 | --- | 3-4 | .750 | 0 | 0 | 0 | 0 | 0-0 | 0 | 0 | 0 | 3 | 3.0 |
| Douby | 2-0 | 23 | 2-7 | .286 | 0-2 | .000 | 0-0 | --- | 1 | 3 | 4 | 1 | 3-0 | 3 | 2 | 1 | 4 | 2.0 |
| Thomas | 1-0 | 4 | 0-0 | --- | 0-0 | --- | 0-0 | --- | 0 | 1 | 1 | 0 | 2-0 | 0 | 0 | 0 | 0 | 0.0 |
| J. Williams | 2-0 | 10 | 0-0 | --- | 0-0 | --- | 0-0 | --- | 1 | 1 | 2 | 0 | 1-0 | 0 | 1 | 0 | 0 | 0.0 |
| KNICKS | 2 | 530 | 75-164 | .457 | 11-32 | .344 | 69-89 | .775 | 24 | 73 | 97 | 35 | 56-3 | 21 | 37 | 12 | 230 | 115.0 |
| KNICKERBOCKERS | 2 | 530 | 75-180 | .417 | 10-36 | .278 | 55-75 | .733 | 29 | 66 | 95 | 36 | 69-2 | 14 | 35 | 3 | 215 | 107.5 |

2007-2008 SEASON SERIES (0-2) NEW YORK KNICKERBOCKERS VS. SACRAMENTO

| PLAYER | G-GS | MIN | FG-FGA | PCT | 3FG-A | PCT | FT-FTA | PCT | OFF | DEF | TOT | AST | PF-DQ | STL | TO | BLK | PTS | AVG |
|----------------|------|-----|--------|-------|-------|------|--------|-------|-----|-----|-----|-----|-------|-----|----|-----|------|-------|
| Curry | 2-2 | 66 | 20-36 | .556 | 0-0 | --- | 11-20 | .550 | 7 | 5 | 12 | 0 | 11-1 | 1 | 6 | 1 | 51 | 25.5 |
| Robinson | 2-0 | 66 | 10-22 | .455 | 5-9 | .556 | 11-14 | .786 | 1 | 6 | 7 | 3 | 10-0 | 0 | 2 | 0 | 36 | 18.0 |
| Lee | 2-1 | 78 | 13-20 | .650 | 0-0 | --- | 9-11 | .818 | 8 | 20 | 28 | 2 | 8-0 | 3 | 4 | 0 | 35 | 17.5 |
| Crawford | 2-2 | 93 | 11-37 | .297 | 3-14 | .214 | 8-8 | 1.000 | 2 | 10 | 12 | 6-0 | 1 | 4 | 1 | 33 | 16.5 | |
| Chandler | 2-0 | 74 | 10-22 | .455 | 2-7 | .286 | 9-13 | .692 | 0 | 3 | 3 | 8 | 6-0 | 3 | 5 | 0 | 31 | 15.5 |
| Mandryk | 1-0 | 16 | 3-8 | .375 | 0-0 | --- | 1-1 | 1.000 | 1 | 2 | 3 | 2 | 2-0 | 2 | 2 | 1 | 7 | 7.0 |
| Randolph | 1-1 | 17 | 2-5 | .400 | 0-0 | --- | 1-2 | .500 | 0 | 3 | 3 | 1 | 4-0 | 0 | 4 | 0 | 5 | 5.0 |
| Balkman | 1-0 | 6 | 2-2 | 1.000 | 0-0 | --- | 0-0 | --- | 0 | 0 | 0 | 1 | 0-0 | 0 | 0 | 0 | 4 | 4.0 |
| Collins | 1-1 | 19 | 2-6 | .333 | 0-1 | .000 | 0-0 | --- | 1 | 0 | 1 | 2 | 2-0 | 0 | 1 | 0 | 4 | 4.0 |
| Richardson | 2-2 | 39 | 1-11 | .091 | 0-3 | .000 | 2-2 | 1.000 | 3 | 11 | 14 | 4 | 9-1 | 1 | 5 | 0 | 4 | 2.0 |
| Jeffries | 2-1 | 27 | 1-2 | .500 | 0-0 | --- | 1-2 | .500 | 4 | 2 | 6 | 0 | 5-0 | 1 | 0 | 0 | 3 | 1.5 |
| Rose | 2-0 | 11 | 0-3 | .000 | 0-0 | --- | 2-2 | 1.000 | 0 | 4 | 4 | 0 | 4-0 | 0 | 1 | 0 | 2 | 1.0 |
| Jones | 2-0 | 19 | 0-6 | .000 | 0-2 | .000 | 0-0 | --- | 2 | 2 | 4 | 1 | 2-0 | 2 | 0 | 0 | 0 | 0.0 |
| KNICKERBOCKERS | 2 | 530 | 75-180 | .417 | 10-36 | .278 | 55-75 | .733 | 29 | 66 | 95 | 36 | 69-2 | 14 | 35 | 3 | 215 | 107.5 |
| KINGS | 2 | 530 | 75-164 | .457 | 11-32 | .344 | 69-89 | .775 | 24 | 73 | 97 | 35 | 56-3 | 21 | 37 | 12 | 230 | 115.0 |

NEW YORK KNICKS

| DATE | W/L | H/A | SCORE | +/- |
|----------|-----|-----|-----------|-----|
| 1/13/86 | L | A | 97-115 | -18 |
| 2/3/86 | W | H | 94-90 | +4 |
| 11/6/86 | L | H | 95-106 | -11 |
| 1/10/87 | L | A | 115-119 | -4 |
| 1/23/88 | W | H | 97-94 | +3 |
| 2/18/88 | L | A | 104-108 | -4 |
| 12/10/88 | L | A | 111-124 | -13 |
| 1/19/89 | W | H | 112-106 | +6 |
| 11/16/89 | L | H | 102-121 | -19 |
| 2/1/90 | L | A | 89-96 | -7 |
| 11/10/90 | L | H | 88-93 | -5 |
| 2/2/91 | L | A | 78-92 | -14 |
| 2/18/92 | L | A | 97-110 | -13 |
| 2/27/92 | W | H | 110-109* | +1 |
| 1/12/93 | L | H | 93-104 | -11 |
| 3/30/93 | L | A | 87-109 | -22 |
| 12/4/93 | L | A | 101-123 | -22 |
| 3/1/94 | L | H | 88-100 | -12 |
| 12/15/94 | L | H | 84-94 | -10 |
| 2/23/95 | L | A | 90-103 | -13 |
| 1/13/96 | W | A | 119-111 | +8 |
| 2/28/96 | W | H | 90-85 | +5 |
| 11/30/96 | L | A | 101-115 | -14 |
| 2/20/97 | L | H | 87-109 | -22 |
| 11/9/97 | W | H | 86-78 | +8 |
| 11/15/97 | L | A | 87-114 | -27 |
| 3/24/99 | W | H | 92-91 | +1 |
| 1/30/00 | L | A | 111-120 | -9 |
| 3/28/00 | W | H | 103-95 | +8 |
| 2/25/01 | L | A | 86-88 | -2 |
| 3/27/01 | W | H | 124-117* | +7 |
| 3/14/02 | L | A | 96-113 | -17 |
| 4/7/02 | W | H | 116-82 | +34 |
| 11/6/02 | L | A | 88-95 | -7 |
| 2/23/03 | W | H | 99-92 | +7 |
| 11/7/03 | L | A | 111-114 | -3 |
| 2/24/04 | W | H | 107-99 | +8 |
| 1/4/05 | W | A | 105-98 | +7 |
| 2/4/05 | W | H | 116-115 | +1 |
| 11/13/05 | L | H | 95-105 | -10 |
| 1/25/06 | W | A | 106-102* | +4 |
| 1/2/07 | W | H | 112-100 | +12 |
| 1/15/07 | L | A | 97-102 | -5 |
| 11/16/07 | W | H | 123-118** | +5 |
| 1/2/08 | W | A | 107-97 | +10 |

| NEW YORK | | | | | | | | | | | |
|----------------|----------------|----------------|-------------|----------------|-----|-----|-----|--|--|--|--|
| OVR | HM | RD | NTL | OVR | HM | RD | NTL | | | | |
| 48-72 | 108-86 | (Roch/Cin Era) | | 90-91 | 0-2 | 0-1 | 0-1 | | | | |
| 72-73 | 0-4 | 0-2 | 0-2 | 91-92 | 1-1 | 1-0 | 0-1 | | | | |
| 73-74 | 1-3 | 0-2 | 1-1 | 92-93 | 0-2 | 0-1 | 0-1 | | | | |
| 74-75 | 2-2 | 1-1 | 1-1 | 93-94 | 0-2 | 0-1 | 0-1 | | | | |
| 75-76 | 1-3 | 1-1 | 0-2 | 94-95 | 0-2 | 0-1 | 0-1 | | | | |
| 76-77 | 4-0 | 2-0 | 2-0 | 95-96 | 2-0 | 1-0 | 1-0 | | | | |
| 77-78 | 0-4 | 0-2 | 0-2 | 96-97 | 0-2 | 0-1 | 0-1 | | | | |
| 78-79 | 2-1 | 1-0 | 1-1 | 97-98 | 1-1 | 0-1 | 0-1 | | | | |
| 79-80 | 1-1 | 0-1 | 1-0 | 98-99 | 1-0 | 1-0 | 0-0 | | | | |
| 80-81 | 1-1 | 1-0 | 0-1 | 99-00 | 1-1 | 0-1 | 0-1 | | | | |
| 81-82 | 2-0 | 1-0 | 1-0 | 00-01 | 1-1 | 1-0 | 0-1 | | | | |
| 82-83 | 1-1 | 1-0 | 0-1 | 01-02 | 1-1 | 1-0 | 0-1 | | | | |
| 83-84 | 0-2 | 0-1 | 0-1 | 02-03 | 1-1 | 1-0 | 0-1 | | | | |
| 84-85 | 1-1 | 1-0 | 0-1 | 03-04 | 1-1 | 1-0 | 0-1 | | | | |
| 85-86 | 1-1 | 1-0 | 0-1 | 04-05 | 2-0 | 1-0 | 1-0 | | | | |
| 86-87 | 0-2 | 0-1 | 0-1 | 05-06 | 1-1 | 0-1 | 1-0 | | | | |
| 87-88 | 1-1 | 1-0 | 0-1 | 06-07 | 1-1 | 1-0 | 0-1 | | | | |
| 88-89 | 1-1 | 1-0 | 0-1 | 07-08 | 2-0 | 1-0 | 1-0 | | | | |
| 89-90 | 0-2 | 0-1 | 0-1 | | | | | | | | |
| TOTALS | OVERALL | HOME | ROAD | NEUTRAL | | | | | | | |
| SAC-ERA | 19-26 | 15-8 | 4-18 | | | | | | | | |
| 60 YRS | 143-135 | | | | | | | | | | |



PATRICK EWING

OKLAHOMA CITY THUNDER

211 N. Robinson, Suite 300 • Oklahoma City, OK 73102

Phone: (405) 208-4800 — FAX: (405) TBD

Home Court (capacity): Ford Center (19,134) - opened 2002

www.thunder.nba.com



2008-09 SERIES SCHEDULE

| Date | Site | Time (PST) |
|------|-------------|------------|
| 2/1 | ARCO Arena | 12:00 p.m. |
| 2/8 | Ford Center | 4:00 p.m. |
| 3/10 | ARCO Arena | 7:00 p.m. |

2007-08 VS. SONICS (3-1)

| Date | Site | W/L | Score |
|------|------------|-----|---------|
| 11/6 | ARCO Arena | W | 104-98 |
| 1/27 | KeyArena | W | 103-101 |
| 2/6 | ARCO Arena | L | 92-105 |
| 3/30 | KeyArena | W | 120-107 |

ALL-TIME SERIES (41 years)

| | Overall | Home | Road |
|----------|---------|-------|-------|
| Sac-Era | 42-59 | 26-24 | 16-35 |
| All-Time | 78-116 | 47-48 | 30-66 |

CURRENT STREAKS

| | Overall | Home | Road |
|-------|---------|------|------|
| Kings | W1 | L1 | W5 |

DIRECTORY

| | |
|---------------------------------------|--|
| Chairman | Clay Bennett |
| General Manager | Sam Presti |
| Head Coach | P.J. Carlissimo |
| Assistant Coaches | Paul Westhead, Scott Brooks, Mark Bryant, Ralph Lewis |
| Head Athletic Trainer | Joe Sharpe |
| Director of Basketball Communications | Brian Facchini |
| Basketball Communications Manager | Michael Ravina |
| Radio | WWLS (640 AM), Matt Pinto |
| TV | Fox Sports Oklahoma, KSBJ-TV/DT, Brian Davis, Grant Long |
| Colors | Thunder Blue, Thunder Red, Thunder Yellow, Thunder Dark Blue |

BACKGROUND

| | |
|--------------------------|---|
| Founded: | 1967-68, Seattle SuperSonics, 2008-09 Oklahoma City Thunder |
| NBA Titles Won: | 1, 1978-79 |
| All-Time NBA Record: | 1745-1585 (.524) |
| 2007-08 Record: | 20-62 (5th in Northwest) |
| 2007-08 Playoff Results: | Did not qualify |

SERIES FACTS

| | |
|-----------------|--------------------------------|
| Last Home Win: | 11/6/07 (104-98) |
| Last Road Win: | 3/30/08 (120-107) |
| Last Home Loss: | 2/6/08 (92-105) |
| Last Road Loss: | 11/20/05 (104-106) |
| Biggest Win: | 31 (130-99) vs. Sea., 1/4/04 |
| Biggest Loss: | 35 (75-110) vs. Sea., 12/20/90 |

2007-2008 SEASON SERIES (3-1) SACRAMENTO KINGS VS. SEATTLE

| PLAYER | G-GS | MIN | FG-FGA | PCT | 3FG-A | PCT | FT-FTA | PCT | OFF | DEF | TOT | AST | PF-DQ | STL | TO | BLK | PTS | AVG |
|-------------------|------|-----|---------|-------|-------|-------|--------|-------|-----|-----|-----|-----|-------|-----|----|-----|-----|-------|
| Martin | 4-4 | 150 | 31-67 | .463 | 5-20 | .250 | 26-30 | .867 | 5 | 14 | 19 | 12 | 10-0 | 5 | 6 | 0 | 93 | 23.3 |
| Artest | 3-3 | 113 | 24-55 | .436 | 3-8 | .375 | 8-11 | .727 | 6 | 15 | 21 | 13 | 7-0 | 9 | 6 | 3 | 59 | 19.7 |
| Salmons | 4-2 | 140 | 20-43 | .465 | 1-6 | .167 | 12-13 | .923 | 5 | 13 | 18 | 13 | 7-0 | 6 | 8 | 2 | 55 | 13.3 |
| Miller | 3-3 | 104 | 12-25 | .480 | 1-1 | 1.000 | 14-15 | .933 | 7 | 23 | 30 | 12 | 11-0 | 3 | 4 | 3 | 33 | 10.3 |
| Garcia | 4-1 | 102 | 17-39 | .436 | 6-14 | .429 | 7-10 | .700 | 3 | 11 | 14 | 7 | 12-0 | 5 | 6 | 4 | 47 | 11.8 |
| Bibby | 2-2 | 59 | 9-26 | .346 | 2-8 | .250 | 3-4 | .750 | 2 | 6 | 8 | 9 | 3-0 | 4 | 6 | 0 | 23 | 11.5 |
| Udrih | 1-0 | 19 | 3-8 | .375 | 1-2 | .500 | 3-4 | .750 | 0 | 1 | 1 | 1 | 2-0 | 0 | 1 | 2 | 10 | 10.0 |
| Moore | 4-4 | 132 | 14-25 | .560 | 0-0 | --- | 10-13 | .769 | 8 | 16 | 24 | 5 | 14-0 | 2 | 7 | 2 | 38 | 9.5 |
| Thomas | 1-0 | 18 | 4-6 | .667 | 0-0 | --- | 0-1 | .000 | 3 | 2 | 5 | 0 | 4-0 | 0 | 2 | 0 | 8 | 8.0 |
| Johnson (TOT) | 2-2 | 57 | 5-15 | .333 | 3-6 | .500 | 2-2 | 1.000 | 0 | 3 | 3 | 8 | 3-0 | 3 | 6 | 0 | 15 | 7.5 |
| Johnson (SAC) | 1-1 | 22 | 2-3 | .667 | 1-2 | .500 | 0-0 | --- | 0 | 2 | 2 | 3 | 1-0 | 2 | 4 | 0 | 5 | 5.0 |
| Hawes | 2-0 | 22 | 6-11 | .545 | 0-1 | .000 | 2-2 | 1.000 | 0 | 6 | 6 | 0 | 4-0 | 0 | 1 | 0 | 14 | 7.0 |
| J. Williams | 1-0 | 9 | 2-2 | 1.000 | 0-0 | --- | 2-4 | .500 | 1 | 1 | 2 | 0 | 0-0 | 0 | 0 | 0 | 6 | 6.0 |
| Douby | 4-0 | 49 | 7-21 | .333 | 4-8 | .500 | 3-4 | .750 | 0 | 6 | 6 | 3 | 4-0 | 3 | 4 | 0 | 21 | 5.3 |
| S. Williams (TOT) | 3-0 | 23 | 1-5 | .200 | 0-0 | --- | 4-4 | 1.000 | 3 | 1 | 4 | 2 | 6-0 | 1 | 1 | 0 | 6 | 2.0 |
| S. Williams (SAC) | 1-0 | 7 | 0-1 | .000 | 0-0 | --- | 2-2 | 1.000 | 2 | 0 | 2 | 1 | 0-0 | 1 | 0 | 0 | 2 | 2.0 |
| Jones | 2-0 | 2 | 0-1 | .000 | 0-1 | .000 | 1-2 | .500 | 1 | 0 | 1 | 0 | 0-0 | 0 | 0 | 0 | 1 | 0.5 |
| Abdur-Rahim | 1-0 | 2 | 0-1 | .000 | 0-0 | --- | 0-0 | --- | 0 | 0 | 0 | 0 | 0-0 | 0 | 0 | 0 | 0 | 0.0 |
| Greene | 1-0 | 7 | 0-1 | .000 | 0-1 | .000 | 0-0 | --- | 0 | 2 | 2 | 1 | 1-0 | 1 | 1 | 0 | 0 | 0.0 |
| Watkins | 1-0 | 2 | 0-0 | --- | 0-0 | --- | 0-0 | --- | 0 | 0 | 0 | 0 | 0-0 | 0 | 0 | 0 | 0 | 0.0 |
| Wright (TOT) | 1-0 | 1 | 0-0 | --- | 0-0 | --- | 0-0 | --- | 0 | 0 | 0 | 0 | 1-0 | 0 | 1 | 0 | 0 | 0.0 |
| Wright (SAC) | 1-0 | 1 | 0-0 | --- | 0-0 | --- | 0-0 | --- | 0 | 0 | 0 | 0 | 1-0 | 0 | 1 | 0 | 0 | 0.0 |
| KINGS | 4 | 960 | 151-335 | .451 | 24-72 | .333 | 93-115 | .809 | 43 | 118 | 161 | 79 | 79-0 | 42 | 61 | 18 | 419 | 104.8 |
| SUPERSONICS | 4 | 960 | 156-328 | .476 | 25-61 | .410 | 74-98 | .755 | 45 | 127 | 172 | 95 | 96-0 | 29 | 71 | 19 | 411 | 102.8 |

2007-2008 SEASON SERIES (1-3) SEATTLE SUPERSONICS VS. SACRAMENTO

| PLAYER | G-GS | MIN | FG-FGA | PCT | 3FG-A | PCT | FT-FTA | PCT | OFF | DEF | TOT | AST | PF-DQ | STL | TO | BLK | PTS | AVG |
|----------------|------|-----|---------|-------|-------|------|--------|-------|-----|-----|-----|-----|-------|-----|----|-----|-----|-------|
| Durant | 4-4 | 146 | 32-72 | .444 | 5-15 | .333 | 19-23 | .826 | 4 | 12 | 16 | 16 | 8-0 | 6 | 13 | 0 | 88 | 22.0 |
| Szczerbiak | 3-0 | 83 | 20-35 | .571 | 8-14 | .571 | 7-7 | 1.000 | 1 | 10 | 11 | 5 | 3-0 | 0 | 5 | 0 | 55 | 18.3 |
| Watson | 4-4 | 132 | 22-40 | .550 | 6-10 | .600 | 7-9 | .778 | 1 | 16 | 17 | 38 | 9-0 | 6 | 10 | 1 | 57 | 14.3 |
| Thomas | 2-2 | 54 | 10-14 | .714 | 0-0 | --- | 8-10 | .800 | 1 | 17 | 18 | 1 | 8-0 | 2 | 1 | 4 | 28 | 14.0 |
| Wilcox | 3-3 | 85 | 13-24 | .542 | 0-0 | --- | 7-14 | .500 | 4 | 24 | 28 | 2 | 10-0 | 3 | 6 | 3 | 33 | 11.0 |
| Wilkins | 3-1 | 82 | 13-36 | .361 | 3-8 | .375 | 4-5 | .800 | 7 | 3 | 10 | 8 | 8-0 | 1 | 2 | 1 | 33 | 11.0 |
| Petro | 3-1 | 65 | 11-20 | .550 | 0-0 | --- | 6-9 | .667 | 7 | 9 | 16 | 1 | 10-0 | 0 | 5 | 0 | 28 | 9.3 |
| Collison | 4-1 | 108 | 13-26 | .500 | 0-0 | --- | 10-12 | .833 | 14 | 16 | 30 | 7 | 16-0 | 1 | 5 | 2 | 36 | 9.0 |
| Green | 4-3 | 91 | 15-29 | .517 | 2-7 | .286 | 2-2 | .500 | 1 | 8 | 9 | 4 | 10-0 | 2 | 11 | 4 | 34 | 8.5 |
| Marshall (TOT) | 1-0 | 11 | 1-4 | .250 | 1-3 | .333 | 2-2 | 1.000 | 2 | 0 | 2 | 0 | 3-0 | 0 | 2 | 1 | 5 | 5.0 |
| Marshall (SEA) | 0-0 | 11 | 1-4 | .250 | 1-3 | .333 | 2-2 | 1.000 | 2 | 0 | 2 | 0 | 3-0 | 0 | 2 | 1 | 5 | 5.0 |
| Ridnour | 4-0 | 60 | 3-21 | .143 | 4-0 | .000 | 2-2 | 1.000 | 1 | 7 | 8 | 12 | 6-0 | 5 | 3 | 1 | 8 | 2.0 |
| Swift | 1-1 | 18 | 1-1 | 1.000 | 0-0 | --- | 0-0 | --- | 1 | 4 | 5 | 0 | 2-0 | 2 | 4 | 2 | 2 | 2.0 |
| West | 2-0 | 16 | 2-4 | .500 | 0-0 | --- | 0-0 | --- | 0 | 1 | 1 | 1 | 1-0 | 1 | 2 | 0 | 4 | 2.0 |
| Elson (TOT) | 3-0 | 23 | 2-4 | .500 | 0-0 | --- | 0-0 | --- | 4 | 3 | 7 | 3 | 7-0 | 1 | 1 | 1 | 4 | 1.3 |
| Elson (SEA) | 1-0 | 3 | 0-0 | --- | 0-0 | --- | 0-0 | --- | 0 | 0 | 0 | 0 | 2-0 | 0 | 0 | 0 | 0 | 0.0 |
| Griffin (TOT) | 1-0 | 1 | 0-1 | .000 | 0-0 | --- | 0-0 | --- | 0 | 0 | 0 | 0 | 0-0 | 0 | 0 | 0 | 0 | 0.0 |
| Griffin (SEA) | 1-0 | 1 | 0-1 | .000 | 0-0 | --- | 0-0 | --- | 0 | 0 | 0 | 0 | 0-0 | 0 | 0 | 0 | 0 | 0.0 |
| Sene | 1-0 | 4 | 0-1 | .000 | 0-0 | --- | 0-0 | --- | 1 | 0 | 1 | 0 | 0-0 | 0 | 0 | 0 | 0 | 0.0 |
| SUPERSONICS | 4 | 960 | 156-328 | .476 | 25-61 | .410 | 74-98 | .755 | 45 | 127 | 172 | 95 | 96-0 | 29 | 71 | 19 | 411 | 102.8 |
| KINGS | 4 | 960 | 151-335 | .451 | 24-72 | .333 | 93-115 | .809 | 43 | 118 | 161 | 79 | 79-0 | 42 | 61 | 18 | 419 | 104.8 |

OKLAHOMA CITY THUNDER

| DATE | W/L | H/A | SCORE | +/- |
|----------|-----|-----|----------|-----|
| 11/9/85 | W | H | 98-93 | +5 |
| 1/18/86 | W | H | 98-96* | +2 |
| 2/6/86 | W | H | 115-106 | +9 |
| 2/25/86 | W | A | 102-100 | +2 |
| 3/27/86 | W | A | 103-101 | +2 |
| 11/1/86 | L | A | 103-114 | -11 |
| 11/18/86 | L | A | 105-119 | -14 |
| 1/17/87 | W | H | 125-115 | +10 |
| 3/15/87 | W | H | 107-106 | +1 |
| 3/31/87 | L | A | 129-132 | -3 |
| 12/17/87 | L | A | 109-114 | -5 |
| 1/10/88 | W | H | 109-108 | +1 |
| 1/26/88 | L | H | 100-116 | -16 |
| 2/26/88 | L | A | 130-133 | -3 |
| 3/9/88 | L | H | 97-106 | -9 |
| 11/8/88 | L | H | 75-97 | -22 |
| 12/17/88 | L | A | 111-141 | -30 |
| 1/5/89 | L | A | 106-120 | -14 |
| 1/14/89 | L | H | 93-102 | -9 |
| 2/25/89 | W | A | 97-94 | +3 |
| 2/27/89 | L | H | 107-116 | -9 |
| 11/4/89 | W | H | 107-100 | +7 |
| 2/23/90 | L | A | 85-97 | -12 |
| 4/9/90 | W | A | 106-105 | +1 |
| 4/19/90 | L | H | 118-130* | -12 |
| 12/20/90 | L | H | 75-110 | -35 |
| 12/22/90 | L | A | 93-121 | -28 |
| 1/12/90 | W | H | 101-85 | +16 |
| 3/2/91 | L | A | 106-120 | -14 |
| 4/3/91 | L | A | 91-106 | -15 |
| 11/5/91 | L | A | 87-98 | -11 |
| 12/26/91 | L | H | 106-115* | -9 |
| 2/29/92 | W | H | 115-110 | +4 |
| 4/2/92 | L | H | 103-111 | -8 |
| 4/17/92 | L | A | 106-130 | -24 |
| 11/14/92 | L | A | 117-133 | -16 |
| 11/23/92 | W | H | 103-99 | +4 |
| 2/26/93 | L | H | 120-141 | -21 |
| 3/18/93 | L | A | 111-131 | -20 |
| 4/9/93 | L | A | 97-111 | -14 |
| 11/24/93 | L | H | 93-120 | -27 |
| 1/7/94 | L | A | 93-102 | -9 |
| 1/19/94 | L | H | 95-114 | -19 |
| 3/5/94 | L | A | 98-114 | -16 |
| 3/6/94 | L | H | 85-102 | -17 |
| 11/9/94 | W | A | 108-100 | +8 |
| 12/8/94 | W | H | 103-91 | +12 |
| 12/26/94 | L | A | 103-123 | -20 |
| 3/31/95 | L | A | 95-120 | -25 |
| 4/21/95 | W | H | 105-97 | +8 |
| 12/8/95 | L | H | 103-120 | -17 |
| 2/24/96 | L | A | 91-104 | -13 |
| 3/24/96 | L | H | 110-112 | -2 |
| 4/10/96 | L | A | 89-108 | -19 |
| 11/11/96 | L | H | 94-110 | -16 |
| 11/16/96 | L | A | 96-108 | -12 |
| 3/22/97 | L | A | 99-113 | -14 |
| 4/6/97 | W | H | 113-101 | +12 |
| 11/28/97 | L | A | 96-113 | -17 |
| 12/26/97 | L | H | 95-111 | -16 |
| 1/26/98 | W | H | 111-92 | +19 |
| 2/23/98 | L | A | 83-109 | -26 |
| 3/23/98 | L | A | 83-109 | -26 |

| DATE | W/L | H/A | SCORE | +/- |
|----------|-----|-----|----------|-----|
| 2/17/99 | W | A | 109-106* | +3 |
| 3/1/99 | L | H | 102-105* | -3 |
| 4/6/99 | W | A | 112-106* | +6 |
| 4/15/99 | L | H | 98-99* | -1 |
| 12/29/99 | W | A | 113-104 | +9 |
| 2/18/00 | W | H | 118-85 | +33 |
| 3/31/00 | L | A | 108-123 | -15 |
| 4/18/00 | L | H | 112-119* | -7 |
| 11/25/00 | W | H | 125-101 | +24 |
| 12/20/00 | L | A | 85-89 | -4 |
| 12/23/00 | W | H | 97-92 | +5 |
| 1/21/01 | L | A | 107-109 | -2 |
| 10/30/01 | W | H | 101-95 | +6 |
| 12/19/01 | L | A | 92-104 | -12 |
| 1/31/02 | W | A | 99-95 | +4 |
| 2/17/02 | L | H | 116-126 | -10 |
| 11/15/02 | L | A | 97-111 | -14 |
| 1/30/03 | W | A | 95-77 | +18 |
| 2/14/03 | W | H | 110-81 | +29 |
| 4/8/03 | W | H | 107-85 | +22 |
| 1/4/04 | W | H | 130-99 | +31 |
| 1/7/04 | L | A | 93-104 | -11 |
| 1/31/04 | W | A | 110-103 | +7 |
| 2/3/04 | W | H | 117-101 | +16 |
| 11/10/04 | L | A | 78-108 | -30 |
| 2/1/05 | L | H | 101-106 | -5 |
| 2/10/05 | L | A | 107-115 | -8 |
| 4/5/05 | W | H | 122-101 | +21 |
| 11/20/05 | L | A | 104-106 | -2 |
| 12/10/05 | W | A | 123-104 | +19 |
| 3/21/06 | W | H | 105-96 | +9 |
| 4/18/06 | W | H | 111-105 | +6 |
| 11/24/06 | W | A | 109-100 | +9 |
| 2/10/07 | W | A | 114-93 | +21 |
| 2/11/07 | L | H | 103-114 | -11 |
| 11/6/07 | W | H | 104-98 | +6 |
| 1/27/08 | W | A | 103-101 | +2 |
| 2/6/08 | L | H | 92-105 | -13 |
| 3/30/08 | W | A | 120-107 | +13 |

| OKLAHOMA CITY | | | | | | | | | |
|----------------|----------------|--------------|--------------|----------------|-------|-----|-----|-----|-----|
| | OVR | HM | RD | NTL | | OVR | HM | RD | NTL |
| 67-68 | 6-1 | 3-0 | 2-0 | 1-1 | 92-93 | 1-4 | 1-1 | 0-3 | |
| 68-69 | 3-3 | 2-0 | 1-2 | 0-1 | 93-94 | 0-5 | 0-3 | 0-2 | |
| 69-70 | 1-5 | 1-2 | 0-3 | | 94-95 | 3-2 | 2-0 | 1-2 | |
| 70-71 | 1-4 | 1-2 | 0-2 | | 95-96 | 0-4 | 0-2 | 0-2 | |
| 71-72 | 0-5 | 0-2 | 0-3 | | 96-97 | 1-3 | 1-1 | 0-2 | |
| 72-73 | 4-2 | 2-1 | 2-1 | | 97-98 | 1-3 | 1-1 | 0-2 | |
| 73-74 | 2-4 | 1-2 | 1-2 | | 98-99 | 2-2 | 0-2 | 2-0 | |
| 74-75 | 1-3 | 0-2 | 1-1 | | 99-00 | 2-2 | 1-1 | 1-1 | |
| 75-76 | 2-3 | 1-2 | 1-1 | | 00-01 | 2-2 | 2-0 | 0-2 | |
| 76-77 | 1-3 | 1-1 | 0-2 | | 01-02 | 2-2 | 1-1 | 1-1 | |
| 77-78 | 1-3 | 0-2 | 1-1 | | 02-03 | 3-1 | 2-0 | 1-1 | |
| 78-79 | 2-2 | 2-0 | 0-2 | | 03-04 | 3-1 | 2-0 | 1-1 | |
| 79-80 | 3-3 | 2-1 | 1-2 | | 04-05 | 1-3 | 1-1 | 0-2 | |
| 80-81 | 2-3 | 1-1 | 1-2 | | 05-06 | 3-1 | 2-0 | 1-1 | |
| 81-82 | 2-3 | 1-2 | 1-1 | | 06-07 | 2-1 | 0-1 | 2-0 | |
| 82-83 | 1-4 | 1-1 | 0-3 | | 07-08 | 3-1 | 1-1 | 2-0 | |
| 83-84 | 1-4 | 0-3 | 1-1 | | | | | | |
| 84-85 | 3-2 | 2-0 | 1-2 | | | | | | |
| 85-86 | 5-0 | 3-0 | 2-0 | | | | | | |
| 86-87 | 2-3 | 2-0 | 0-3 | | | | | | |
| 87-88 | 1-4 | 1-2 | 0-2 | | | | | | |
| 88-89 | 1-5 | 0-3 | 1-2 | | | | | | |
| 89-90 | 2-2 | 1-1 | 1-1 | | | | | | |
| 90-91 | 1-4 | 1-1 | 0-3 | | | | | | |
| 91-92 | 1-4 | 1-2 | 0-2 | | | | | | |
| TOTALS | OVERALL | HOME | ROAD | NEUTRAL | | | | | |
| SAC-ERA | 42-59 | 26-24 | 16-35 | | | | | | |
| 41 YRS | 78-116 | 47-48 | 30-66 | 1-2 | | | | | |

ORLANDO MAGIC

8701 Maitland Summit Boulevard • Orlando, FL 32810

Phone: (407) 916-2400 — FAX: (407) 916-2830

Home Court (capacity): Amway Arena (17,461) - opened 1989

www.orlandomagic.com



2008-09 SERIES SCHEDULE

| Date | Site | Time (PST) |
|------|-------------|------------|
| 11/1 | Amway Arena | 4:30 p.m. |
| 1/13 | ARCO Arena | 7:00 p.m. |

2007-08 VS. MAGIC (1-1)

| Date | Site | W/L | Score |
|------|-------------|-----|---------|
| 1/8 | ARCO Arena | W | 104-100 |
| 2/24 | Amway Arena | L | 93-112 |

ALL-TIME SERIES (19 years)

| | Overall | Home | Road |
|----------|---------|------|------|
| Sac-Era | 22-17 | 15-4 | 7-13 |
| All-Time | 22-17 | 15-4 | 7-13 |

CURRENT STREAKS

| | Overall | Home | Road |
|-------|---------|------|------|
| Kings | L1 | W1 | L1 |

DIRECTORY

| | |
|--------------------------------------|--|
| Chairman | Rich DeVos |
| President/Chief Executive Officer | Bob Vander Weide |
| General Manager | Otis Smith |
| Head Coach | Stan Van Gundy |
| Assistant Coaches | Brendan Malone, Patrick Ewing, Steve Clifford, Bob Beyer |
| Athletic Trainer | Tom Smith |
| Vice President of Communications | Joel Glass |
| Director of Communications | George Galante |
| Assistant Director of Communications | Trish Wingerson |
| Communications Coordinators | Jason Wallace, Melanie Curtsinger |
| Radio | WDBO (580 AM), Dennis Neumann, Richie Adubatu |
| Spanish Radio | WONQ (1030 AM), Joey Colon |
| TV | Sun Sports/FSN Florida, David Steele, Matt Guokas |
| Colors | Blue, Silver, Black |

BACKGROUND

| | |
|-------------------------|---|
| Founded | 1989-90 expansion team, Orlando Magic |
| NBA Titles Won | None |
| All-Time NBA Record | 752-774 (.493) |
| 2007-08 Record | 52-30 (1st in Southeast) |
| 2007-08 Playoff Results | Won 4-1 over Toronto in First Round, Lost 1-4 to Detroit in Eastern Conference Semifinals |

SERIES FACTS

| | |
|----------------|-----------------------------------|
| Last Home Win | 1/8/08 (104-100) |
| Last Road Win | 3/17/07 (95-83) |
| Last Home Loss | 12/4/06 (89-92) |
| Last Road Loss | 2/24/08 (93-112) |
| Biggest Win | 30 (122-92) vs. Orlando, 11/21/03 |
| Biggest Loss | 30 (90-120) @ Orlando, 2/24/91 |

2007-2008 SEASON SERIES (1-1) SACRAMENTO KINGS VS. ORLANDO

| PLAYER | G-GS | MIN | FG-FGA | PCT | 3FG-A | PCT | FT-FTA | PCT | OFF | DEF | TOT | AST | PF-DQ | STL | TO | BLK | PTS | AVG |
|-------------------|------|-----|--------|-------|-------|-------|--------|-------|-----|-----|-----|-----|-------|-----|----|-----|-----|-------|
| Artest | 1-1 | 31 | 8-15 | .533 | 2-4 | .500 | 5-6 | .833 | 2 | 4 | 6 | 0 | 3-0 | 1 | 3 | 0 | 23 | 23.0 |
| Martin | 1-1 | 31 | 8-13 | .615 | 2-3 | .667 | 3-5 | .600 | 1 | 9 | 10 | 5 | 2-0 | 0 | 3 | 0 | 21 | 21.0 |
| Miller | 2-2 | 71 | 13-30 | .433 | 1-3 | .333 | 10-12 | .833 | 3 | 7 | 10 | 9 | 6-0 | 3 | 1 | 1 | 37 | 18.5 |
| Johnson (TOT) | 1-1 | 35 | 6-9 | .667 | 1-2 | .500 | 2-2 | 1.000 | 1 | 5 | 6 | 5 | 4-0 | 3 | 2 | 0 | 15 | 15.0 |
| Salmons | 2-1 | 68 | 9-17 | .529 | 0-1 | .000 | 7-9 | .778 | 1 | 3 | 4 | 6 | 4-0 | 3 | 4 | 0 | 25 | 12.5 |
| Douby | 2-0 | 35 | 7-16 | .438 | 3-5 | .600 | 4-4 | 1.000 | 0 | 3 | 3 | 0 | 3-0 | 2 | 2 | 1 | 21 | 10.5 |
| Udrih | 2-2 | 77 | 9-20 | .450 | 0-5 | .000 | 1-2 | .500 | 0 | 7 | 7 | 11 | 4-0 | 1 | 9 | 0 | 19 | 9.5 |
| Jones | 1-0 | 10 | 2-2 | 1.000 | 1-1 | 1.000 | 3-4 | .750 | 1 | 0 | 1 | 0 | 2-0 | 0 | 1 | 0 | 8 | 8.0 |
| S. Williams (TOT) | 2-0 | 19 | 7-10 | .700 | 0-1 | .000 | 2-5 | .400 | 5 | 3 | 8 | 0 | 3-0 | 0 | 1 | 2 | 16 | 8.0 |
| S. Williams (SAC) | 1-0 | 8 | 1-4 | .250 | 0-1 | .000 | 2-4 | .500 | 1 | 0 | 1 | 0 | 1-0 | 0 | 0 | 1 | 4 | 4.0 |
| Garcia | 2-1 | 52 | 3-9 | .333 | 3-6 | .500 | 6-8 | .750 | 1 | 6 | 7 | 1 | 10-1 | 1 | 2 | 1 | 15 | 7.5 |
| Hawes | 2-0 | 25 | 6-14 | .429 | 1-1 | 1.000 | 1-1 | 1.000 | 2 | 7 | 9 | 1 | 4-0 | 0 | 2 | 4 | 14 | 7.0 |
| Moore | 2-2 | 63 | 5-12 | .417 | 0-0 | --- | 0-1 | .000 | 7 | 9 | 16 | 3 | 6-0 | 1 | 4 | 1 | 10 | 5.0 |
| Wright (TOT) | 1-0 | 27 | 0-2 | .000 | 0-0 | --- | 1-2 | .500 | 2 | 1 | 3 | 1 | 4-0 | 1 | 0 | 1 | 1 | 1.0 |
| J. Williams | 1-0 | 9 | 0-1 | .000 | 0-0 | --- | 0-0 | --- | 2 | 0 | 2 | 0 | 2-0 | 0 | 1 | 0 | 0 | 0.0 |
| KINGS | 2 | 480 | 71-153 | .464 | 13-30 | .433 | 42-56 | .750 | 21 | 55 | 76 | 36 | 47-1 | 12 | 33 | 9 | 197 | 98.5 |
| MAGIC | 2 | 480 | 74-158 | .468 | 21-50 | .420 | 43-54 | .796 | 20 | 59 | 79 | 43 | 46-1 | 12 | 27 | 8 | 212 | 106.0 |


2007-2008 SEASON SERIES (1-1) ORLANDO MAGIC VS. SACRAMENTO

| PLAYER | G-GS | MIN | FG-FGA | PCT | 3FG-A | PCT | FT-FTA | PCT | OFF | DEF | TOT | AST | PF-DQ | STL | TO | BLK | PTS | AVG |
|-------------|------|-----|--------|------|-------|------|--------|-------|-----|-----|-----|-----|-------|-----|----|-----|-----|-------|
| Howard | 2-2 | 71 | 21-26 | .808 | 0-0 | --- | 13-19 | .684 | 4 | 21 | 25 | 3 | 7-0 | 3 | 9 | 3 | 55 | 27.5 |
| Lewis | 2-2 | 78 | 13-31 | .419 | 10-17 | .588 | 2-3 | .667 | 2 | 8 | 10 | 3 | 8-1 | 2 | 1 | 4 | 38 | 19.0 |
| Cook (TOT) | 1-0 | 18 | 5-8 | .625 | 4-5 | .800 | 0-0 | --- | 0 | 4 | 4 | 2 | 4-0 | 0 | 1 | 0 | 14 | 14.0 |
| Cook (ORL) | 1-0 | 18 | 5-8 | .625 | 4-5 | .800 | 0-0 | --- | 0 | 4 | 4 | 2 | 4-0 | 0 | 1 | 0 | 14 | 14.0 |
| Turkoglu | 2-2 | 67 | 9-23 | .391 | 2-7 | .286 | 7-9 | .778 | 1 | 8 | 9 | 7 | 6-0 | 2 | 5 | 0 | 27 | 13.5 |
| Evans (TOT) | 2-1 | 48 | 10-16 | .625 | 1-4 | .250 | 2-2 | 1.000 | 5 | 1 | 6 | 5 | 6-0 | 1 | 1 | 0 | 23 | 11.5 |
| Evans (ORL) | 2-1 | 48 | 10-16 | .625 | 1-4 | .250 | 2-2 | 1.000 | 5 | 1 | 6 | 5 | 6-0 | 1 | 1 | 0 | 23 | 11.5 |
| Dooling | 2-0 | 37 | 6-14 | .429 | 0-2 | .000 | 7-8 | .875 | 1 | 1 | 2 | 5 | 0-0 | 0 | 1 | 0 | 19 | 9.5 |
| Nelson | 2-1 | 59 | 3-15 | .200 | 0-4 | .000 | 6-6 | 1.000 | 2 | 6 | 8 | 14 | 5-0 | 2 | 3 | 0 | 12 | 6.0 |
| Redick | 2-0 | 11 | 3-9 | .333 | 1-4 | .250 | 4-5 | .800 | 0 | 1 | 1 | 0 | 0-0 | 0 | 1 | 0 | 11 | 5.5 |
| Bogans | 2-1 | 39 | 3-9 | .333 | 3-7 | .429 | 0-0 | --- | 1 | 3 | 4 | 0 | 3-0 | 2 | 2 | 0 | 9 | 4.5 |
| Arroyo | 1-1 | 16 | 0-1 | .000 | 0-0 | --- | 2-2 | 1.000 | 0 | 2 | 2 | 2 | 1-0 | 0 | 2 | 0 | 2 | 2.0 |
| Foyle | 2-0 | 25 | 1-4 | .250 | 0-0 | --- | 0-0 | --- | 4 | 1 | 5 | 2 | 5-0 | 0 | 1 | 1 | 2 | 1.0 |
| Augustine | 1-0 | 9 | 0-2 | .000 | 0-0 | --- | 0-0 | --- | 0 | 3 | 3 | 0 | 0-0 | 0 | 0 | 0 | 0 | 0.0 |
| Garrity | 1-0 | 3 | 0-0 | --- | 0-0 | --- | 0-0 | --- | 0 | 0 | 0 | 0 | 1-0 | 0 | 0 | 0 | 0 | 0.0 |
| MAGIC | 2 | 480 | 74-158 | .468 | 21-50 | .420 | 43-54 | .796 | 20 | 59 | 79 | 43 | 46-1 | 12 | 27 | 8 | 212 | 106.0 |
| KINGS | 2 | 480 | 71-153 | .464 | 13-30 | .433 | 42-56 | .750 | 21 | 55 | 76 | 36 | 47-1 | 12 | 33 | 9 | 197 | 98.5 |

ORLANDO MAGIC

| DATE | W/L | H/A | SCORE | +/- |
|----------|-----|-----|----------|-----|
| 11/21/89 | L | H | 113-115 | -2 |
| 3/1/90 | W | A | 114-100 | +14 |
| 12/15/90 | W | H | 117-108 | +9 |
| 1/7/91 | L | A | 83-111 | -28 |
| 2/24/91 | L | A | 90-120 | -30 |
| 4/11/91 | W | H | 104-96 | +8 |
| 11/23/91 | W | A | 95-93 | +2 |
| 12/12/91 | W | H | 106-100 | +6 |
| 12/17/92 | L | A | 91-112 | -21 |
| 2/1/93 | L | H | 115-119 | -4 |
| 12/19/93 | L | H | 91-97 | -6 |
| 12/27/94 | L | A | 110-122 | -12 |
| 11/30/94 | L | A | 107-114 | -7 |
| 3/28/95 | W | H | 117-106 | +11 |
| 12/2/95 | W | H | 109-106 | +3 |
| 2/6/96 | L | A | 102-112 | -10 |
| 12/8/96 | W | H | 91-84 | +7 |
| 3/25/97 | L | A | 103-114 | -11 |
| 11/12/97 | W | A | 115-89 | +26 |
| 1/14/98 | W | H | 108-96 | +12 |
| 2/22/99 | L | A | 96-107 | -11 |
| 11/20/99 | W | A | 111-102 | +9 |
| 1/20/00 | W | H | 111-103 | +8 |
| 11/14/00 | W | H | 96-82 | +14 |
| 3/13/01 | W | A | 114-108* | +6 |
| 11/9/01 | L | A | 105-115 | -10 |
| 12/11/01 | W | A | 112-100 | +12 |
| 11/5/02 | L | A | 121-125 | -4 |
| 11/17/02 | W | H | 101-99 | +2 |
| 11/21/03 | W | H | 122-92 | +30 |
| 3/7/04 | W | A | 107-90 | +17 |
| 3/2/05 | L | A | 114-111 | -3 |
| 3/15/05 | W | H | 105-94 | +11 |
| 1/15/06 | W | H | 104-100 | +4 |
| 1/21/06 | L | A | 78-83* | -10 |
| 12/4/06 | L | H | 89-92 | -3 |
| 3/17/07 | W | A | 95-83 | +12 |
| 1/8/08 | W | H | 104-100 | +4 |
| 2/24/08 | L | A | 93-112 | -19 |

| ORLANDO | | | | | | | |
|----------------|--------------|-------------|-------------|-----|----|----|-----|
| OVR | HM | RD | NTL | OVR | HM | RD | NTL |
| 89-90 | 1-1 | 0-1 | 1-0 | | | | |
| 90-91 | 2-2 | 2-0 | 0-2 | | | | |
| 91-92 | 2-0 | 1-0 | 1-0 | | | | |
| 92-93 | 0-2 | 0-1 | 0-1 | | | | |
| 93-94 | 0-2 | 0-1 | 0-1 | | | | |
| 94-95 | 1-1 | 1-0 | 0-1 | | | | |
| 95-96 | 1-1 | 1-0 | 0-1 | | | | |
| 96-97 | 1-1 | 1-0 | 0-1 | | | | |
| 97-98 | 2-0 | 1-0 | 1-0 | | | | |
| 98-99 | 0-1 | 0-0 | 0-1 | | | | |
| 99-00 | 2-0 | 1-0 | 1-0 | | | | |
| 00-01 | 2-0 | 1-0 | 1-0 | | | | |
| 01-02 | 1-1 | 1-0 | 0-1 | | | | |
| 02-03 | 1-1 | 1-0 | 0-1 | | | | |
| 03-04 | 2-0 | 1-0 | 1-0 | | | | |
| 04-05 | 1-1 | 1-0 | 0-1 | | | | |
| 05-06 | 1-1 | 1-0 | 0-1 | | | | |
| 06-07 | 1-1 | 1-0 | 0-1 | | | | |
| 07-08 | 1-1 | 1-0 | 0-1 | | | | |
| TOTALS | 22-17 | 16-3 | 6-14 | | | | |
| SAC-ERA | | | | | | | |
| 19 YRS | | | | | | | |



ANFERNEE HARDAWAY

PHILADELPHIA 76ERS

3601 South Broad Street • Philadelphia, PA 19148

Phone: (215) 339-7600 — FAX: (215) 339-7632

Home Court (capacity): Wachovia Center (20,318) - opened 1996

www.sixers.com



2008-09 SERIES SCHEDULE

| Date | Site | Time (PST) |
|------|-----------------|------------|
| 11/3 | Wachovia Center | 4:00 p.m. |
| 3/22 | ARCO Arena | 6:00 p.m. |

2007-08 VS. 76ERS (1-1)

| Date | Site | W/L | Score |
|-------|-----------------|-----|--------|
| 12/14 | Wachovia Center | W | 109-99 |
| 12/28 | ARCO Arena | L | 80-92 |

ALL-TIME SERIES (59 years)

| | Overall | Home | Road |
|----------|---------|------|------|
| Sac-Era | 25-20 | 16-6 | 9-14 |
| All-Time | 120-151 | | |

CURRENT STREAKS

| | Overall | Home | Road |
|-------|---------|------|------|
| Kings | L1 | L1 | W1 |

DIRECTORY

| | |
|-------------------------------------|--|
| Chairman of Comcast-Spectacor | Ed Snider |
| President & General Manager | Ed Stefanski |
| Senior VP/Assistant General Manager | Tony DiLeo |
| Director of Player Personnel | Courtney Witte |
| Head Coach | Maurice Cheeks |
| Assistant Coaches | John Loyer, Jim Lynam, Jeff Ruland, Bernard Smith, Aaron McKie |
| Head Athletic Trainer | Kevin Johnson |
| Director of Player Personnel | Courtney Witte |
| Director of Public Relations | Michael Preston |
| Public Relations Manager | Pete Sousa |
| Public Relations Coordinators | Sean McCloskey, Rebecca Goodman |
| Radio | TBD, Tom McGinnis |
| TV | CW-57 (WPSG), Comcast SportsNet (cable), The Comcast Network (CN8), Marc Zumoff, Bob Salmi |
| Colors | Red, White, Blue, Silver, Gold |

BACKGROUND

Founded: 1949-50, Syracuse Nationals; 1963-64, Philadelphia 76ers
 NBA Titles Won: 3, 1954-55, 1966-67, 1982-83
 All-Time NBA Record: 2501-2163 (.536)
 2007-08 Record: 40-42 (3rd in Atlantic)
 2007-08 Playoff Results: Lost 2-4 to Detroit in First Round

SERIES FACTS

Last Home Win: 12/27/06 (101-76)
 Last Road Win: 12/14/07 (109-99)
 Last Home Loss: 12/28/07 (80-92)
 Last Road Loss: 2/26/07 (82-89)
 Biggest Win: 56 (154-98) vs. Phil., 1/2/93
 Biggest Loss: 37 (87-124) @ Syracuse, 11/16/60

2007-2008 SEASON SERIES (1-1) SACRAMENTO KINGS VS. PHILADELPHIA

| PLAYER | G-GS | MIN | FG-FGA | PCT | 3FG-A | PCT | FT-FTA | PCT | OFF | DEF | TOT | AST | PF-DQ | STL | TO | BLK | PTS | AVG |
|-------------------|------|-----|--------|-------|-------|------|--------|-------|-----|-----|-----|-----|-------|-----|----|-----|-----|------|
| Salmons | 2-2 | 83 | 16-35 | .457 | 2-5 | .400 | 7-8 | .875 | 2 | 2 | 4 | 7 | 5-0 | 1 | 10 | 0 | 41 | 20.5 |
| Miller | 2-2 | 77 | 12-18 | .667 | 2-4 | .500 | 9-9 | 1.000 | 6 | 16 | 22 | 7 | 5-0 | 3 | 6 | 1 | 35 | 17.5 |
| Udrih | 2-2 | 74 | 13-26 | .500 | 4-8 | .500 | 4-4 | 1.000 | 1 | 8 | 9 | 12 | 5-0 | 1 | 8 | 0 | 34 | 17.0 |
| Moore | 2-2 | 73 | 13-18 | .722 | 0-0 | --- | 4-5 | .800 | 8 | 3 | 11 | 2 | 7-0 | 0 | 2 | 0 | 30 | 15.0 |
| Artest | 1-1 | 40 | 3-7 | .429 | 1-3 | .333 | 2-4 | .500 | 1 | 7 | 8 | 4 | 5-0 | 3 | 4 | 0 | 9 | 9.0 |
| Garcia | 2-1 | 59 | 7-23 | .304 | 2-9 | .222 | 0-0 | --- | 1 | 2 | 3 | 4 | 6-0 | 4 | 4 | 2 | 16 | 8.0 |
| Douby | 2-0 | 21 | 6-13 | .462 | 1-5 | .200 | 0-0 | --- | 3 | 2 | 5 | 1 | 4-0 | 1 | 4 | 1 | 13 | 6.5 |
| S. Williams (TOT) | 1-0 | 14 | 2-2 | 1.000 | 0-0 | --- | 1-2 | .500 | 0 | 0 | 0 | 0 | 3-0 | 0 | 1 | 1 | 5 | 5.0 |
| Johnson (TOT) | 2-2 | 30 | 3-9 | .333 | 1-2 | .500 | 0-1 | .000 | 0 | 4 | 4 | 7 | 2-0 | 0 | 0 | 0 | 7 | 3.5 |
| Jones | 2-0 | 16 | 2-3 | .667 | 0-0 | --- | 1-1 | 1.000 | 1 | 0 | 1 | 2 | 2-0 | 2 | 2 | 0 | 5 | 2.5 |
| Hawes | 2-0 | 21 | 2-10 | .200 | 0-0 | --- | 0-0 | --- | 3 | 2 | 5 | 1 | 2-0 | 0 | 0 | 0 | 4 | 2.0 |
| Thomas | 2-0 | 16 | 1-3 | .333 | 0-0 | --- | 0-0 | --- | 1 | 2 | 3 | 1 | 2-0 | 0 | 1 | 0 | 2 | 1.0 |
| KINGS | 2 | 480 | 75-156 | .481 | 12-34 | .353 | 27-31 | .871 | 27 | 44 | 71 | 41 | 43-0 | 15 | 42 | 4 | 189 | 94.5 |
| 76ERS | 2 | 480 | 76-156 | .487 | 10-24 | .417 | 29-44 | .659 | 23 | 47 | 70 | 41 | 33-1 | 22 | 38 | 11 | 191 | 95.5 |

2007-2008 SEASON SERIES (1-1) PHILADELPHIA 76ERS VS. SACRAMENTO

| PLAYER | G-GS | MIN | FG-FGA | PCT | 3FG-A | PCT | FT-FTA | PCT | OFF | DEF | TOT | AST | PF-DQ | STL | TO | BLK | PTS | AVG |
|-----------|------|-----|--------|------|-------|-------|--------|-------|-----|-----|-----|-----|-------|-----|----|-----|-----|------|
| Miller | 2-2 | 74 | 19-33 | .576 | 0-1 | .000 | 4-6 | .667 | 3 | 5 | 8 | 11 | 4-0 | 2 | 7 | 0 | 42 | 21.0 |
| Green | 1-1 | 32 | 6-15 | .400 | 3-6 | .500 | 1-1 | 1.000 | 0 | 1 | 1 | 4 | 1-0 | 2 | 2 | 0 | 16 | 16.0 |
| Iguodala | 2-2 | 82 | 10-24 | .417 | 2-6 | .333 | 9-11 | .818 | 1 | 6 | 7 | 9 | 5-0 | 6 | 7 | 1 | 31 | 15.5 |
| Dalembert | 2-2 | 73 | 9-14 | .643 | 0-0 | --- | 5-8 | .625 | 6 | 15 | 21 | 1 | 6-0 | 0 | 4 | 5 | 23 | 11.5 |
| Korver | 2-0 | 58 | 9-15 | .600 | 2-7 | .286 | 3-3 | 1.000 | 1 | 2 | 3 | 2 | 6-1 | 0 | 4 | 0 | 23 | 11.5 |
| Williams | 2-0 | 44 | 7-17 | .412 | 2-3 | .667 | 5-6 | .833 | 0 | 6 | 6 | 9 | 3-0 | 4 | 2 | 2 | 21 | 10.5 |
| Smith | 2-0 | 27 | 5-7 | .714 | 1-1 | 1.000 | 1-2 | .500 | 2 | 4 | 6 | 0 | 3-0 | 3 | 3 | 1 | 12 | 6.0 |
| Young | 2-0 | 23 | 5-9 | .556 | 0-0 | --- | 1-3 | .333 | 4 | 4 | 8 | 2 | 0-0 | 3 | 2 | 1 | 11 | 5.5 |
| Carney | 1-1 | 17 | 2-8 | .250 | 0-0 | --- | 0-0 | --- | 1 | 1 | 2 | 1 | 2-0 | 0 | 0 | 1 | 4 | 4.0 |
| Evans | 2-2 | 50 | 4-8 | .500 | 0-0 | --- | 0-4 | .000 | 5 | 3 | 8 | 1 | 3-0 | 2 | 5 | 0 | 8 | 4.0 |
| 76ERS | 2 | 480 | 76-150 | .507 | 10-24 | .417 | 29-44 | .659 | 23 | 47 | 70 | 40 | 33-1 | 22 | 38 | 11 | 191 | 95.5 |
| KINGS | 2 | 480 | 75-156 | .481 | 12-34 | .353 | 27-31 | .871 | 27 | 44 | 71 | 41 | 43-0 | 15 | 42 | 4 | 189 | 94.5 |

PHILADELPHIA 76ERS

| DATE | W/L | H/A | SCORE | +/- |
|----------|-----|-----|----------|-----|
| 12/30/85 | L | H | 84-87 | -3 |
| 1/10/86 | L | A | 102-113 | -11 |
| 12/27/86 | L | H | 95-99 | -4 |
| 2/20/87 | L | A | 91-123 | -32 |
| 11/28/87 | W | H | 115-114* | +1 |
| 3/11/88 | L | A | 118-124 | -6 |
| 3/1/89 | L | H | 111-114 | -3 |
| 3/9/89 | L | A | 96-106 | -10 |
| 12/29/89 | W | H | 105-95 | +10 |
| 3/23/90 | L | A | 99-115 | -16 |
| 11/21/90 | L | A | 99-101 | -2 |
| 2/14/91 | W | H | 98-81 | +17 |
| 1/2/92 | W | H | 114-110 | +4 |
| 2/24/92 | L | A | 96-108 | -12 |
| 1/2/93 | W | H | 154-98 | +56 |
| 4/4/93 | L | A | 102-112 | -10 |
| 12/10/93 | W | A | 109-103 | +6 |
| 2/16/94 | W | H | 94-92* | +2 |
| 12/2/94 | L | A | 96-99 | -3 |
| 12/30/94 | W | H | 85-82 | +3 |
| 11/7/95 | W | A | 109-106 | +3 |
| 12/29/95 | W | H | 117-97 | +20 |
| 1/5/97 | W | H | 107-106 | +1 |
| 1/24/97 | W | A | 107-92 | +15 |
| 12/28/97 | W | H | 92-90 | +2 |
| 1/19/98 | L | A | 85-98 | -13 |
| 2/24/99 | L | A | 81-94 | -13 |
| 2/6/00 | L | A | 108-119 | -11 |
| 4/2/00 | W | H | 117-95 | +22 |
| 12/30/00 | L | H | 104-107* | -3 |
| 3/16/01 | W | A | 100-79 | +21 |
| 12/4/01 | W | H | 94-84 | +10 |
| 3/13/02 | W | A | 92-88 | +4 |
| 3/3/03 | W | H | 107-99 | +8 |
| 4/6/03 | W | A | 97-81 | +16 |
| 10/31/03 | W | H | 100-89 | +11 |
| 3/4/04 | W | A | 114-105 | +9 |
| 2/26/05 | W | A | 101-99 | +2 |
| 3/28/05 | W | H | 118-109 | +9 |
| 1/3/06 | L | H | 98-111 | -13 |
| 1/24/06 | L | A | 103-109 | -6 |
| 12/27/06 | W | H | 101-76 | +25 |
| 2/26/07 | L | A | 82-89 | -7 |
| 12/14/07 | W | A | 109-99 | +10 |
| 12/28/07 | L | H | 80-92 | -12 |

PHILADELPHIA

| | OVR | HM | RD | NTL | | OVR | HM | RD | NTL |
|-------|--------|----------------|-----|-----|-------|-----|-----|-----|-----|
| 49-72 | 83-103 | (Roch/Cin Era) | | | 96-97 | 2-0 | 1-0 | 1-0 | |
| 72-73 | 3-1 | 2-0 | 1-1 | | 97-98 | 1-1 | 1-0 | 0-1 | |
| 73-74 | 1-3 | 0-2 | 1-1 | | 98-99 | 0-1 | 0-0 | 0-1 | |
| 74-75 | 1-3 | 1-1 | 0-2 | | 99-00 | 1-1 | 1-0 | 0-1 | |
| 75-76 | 1-3 | 1-1 | 0-2 | | 00-01 | 1-1 | 0-1 | 1-0 | |
| 76-77 | 1-3 | 1-1 | 0-2 | | 01-02 | 2-0 | 1-0 | 1-0 | |
| 77-78 | 1-3 | 1-1 | 0-2 | | 02-03 | 2-0 | 1-0 | 1-0 | |
| 78-79 | 2-2 | 1-1 | 1-1 | | 03-04 | 2-0 | 1-0 | 1-0 | |
| 79-80 | 1-1 | 1-0 | 0-1 | | 04-05 | 2-0 | 1-0 | 1-0 | |
| 80-81 | 0-2 | 0-1 | 0-1 | | 05-06 | 0-2 | 0-1 | 0-1 | |
| 81-82 | 0-2 | 0-1 | 0-1 | | 06-07 | 1-1 | 1-0 | 0-1 | |
| 82-83 | 0-2 | 0-1 | 0-1 | | 07-08 | 1-1 | 0-1 | 1-0 | |
| 83-84 | 0-2 | 0-1 | 0-1 | | | | | | |
| 84-85 | 1-1 | 0-1 | 1-0 | | | | | | |
| 85-86 | 0-2 | 0-1 | 0-1 | | | | | | |
| 86-87 | 0-2 | 0-1 | 0-1 | | | | | | |
| 87-88 | 1-1 | 1-0 | 0-1 | | | | | | |
| 88-89 | 0-2 | 0-1 | 0-1 | | | | | | |
| 89-90 | 1-1 | 1-0 | 0-1 | | | | | | |
| 90-91 | 1-1 | 1-0 | 0-1 | | | | | | |
| 91-92 | 1-1 | 1-0 | 0-1 | | | | | | |
| 92-93 | 1-1 | 1-0 | 0-1 | | | | | | |
| 93-94 | 2-0 | 1-0 | 1-0 | | | | | | |
| 94-95 | 1-1 | 1-0 | 0-1 | | | | | | |
| 95-96 | 2-0 | 1-0 | 1-0 | | | | | | |

| TOTALS | OVERALL | HOME | ROAD | NEUTRAL |
|---------|---------|------|------|---------|
| SAC-ERA | 25-20 | 16-6 | 9-14 | |
| 59 YRS | 120-151 | | | |



CHARLES BARKLEY

PHOENIX SUNS

201 East Jefferson Street • Phoenix, AZ 85004

Phone: (602) 379-7900 — FAX: (602) 379-7908

Home Court (capacity): US Airways Center (18,422) - opened 1992

www.suns.com



2008-09 SERIES SCHEDULE

| Date | Site | Time (PST) |
|-------|------------------|------------|
| 11/14 | ARCO Arena | 7:00 p.m. |
| 2/2 | US Airways Cntr. | 6:00 p.m. |
| 3/29 | ARCO Arena | 6:00 p.m. |
| 4/3 | US Airways Cntr. | 7:00 p.m. |

2007-08 VS. SUNS (0-4)

| Date | Site | W/L | Score |
|-------|------------------|-----|---------|
| 11/20 | ARCO Arena | L | 98-100 |
| 11/21 | US Airways Cntr. | L | 111-127 |
| 12/30 | ARCO Arena | L | 102-117 |
| 3/15 | US Airways Cntr. | L | 99-127 |

ALL-TIME SERIES (40 years)

| | Overall | Home | Road |
|----------|---------|-------|-------|
| Sac-Era | 35-66 | 25-25 | 10-41 |
| All-Time | 74-113 | 49-40 | 22-71 |

CURRENT STREAKS

| | Overall | Home | Road |
|-------|---------|------|------|
| Kings | L4 | L2 | L5 |

DIRECTORY

| | |
|--|---|
| Managing Partner | Robert Sarver |
| Chairman | Jerry Colangelo |
| President of Basketball Operations, General Manager | Steve Kerr |
| Head Coach | Terry Porter |
| Assistant Coaches | Alvin Gentry, Bill Cartwright, Dan Majerle, Igor Kokoskov |
| Director of Scouting | Todd Quinter |
| Head Athletic Trainer | Aaron Nelson |
| Asst. Athletic Trainer/Strength & Conditioning Coach | Erik Phillips |
| Vice President, Basketball Communications | Julie Fie |
| Managers, Basketball Communications | D.C. Headley, Vince Kozar |
| Assistant to VP of Basketball Communications | Sherry Reed |
| Radio | KTAR (620 AM), Al McCoy, Tim Kempton |
| Spanish Radio | KSUN (1400 AM) Gerardo Romo, Arturo Ochoa |
| TV | My45, Tom Leander, Eddie Johnson, Scott Williams |
| Colors | FSN Arizona (cable), Gary Bender, Eddie Johnson, Scott Williams |
| | Purple, Orange, Black |

BACKGROUND

Founded: 1968-69, Phoenix Suns
 NBA Titles Won: None
 All-Time NBA Record: 1814-1434 (.558)
 2007-08 Record: 55-27 (2nd in Pacific)
 2007-08 Playoff Results: Lost 1-4 to San Antonio in First Round

SERIES FACTS

Last Home Win: 3/25/07 (107-100)
 Last Road Win: 11/6/05 (118-117)
 Last Home Loss: 12/30/07 (102-117)
 Last Road Loss: 3/15/08 (99-127)
 Biggest Win: 37 (105-68) vs. Pho., 3/8/81
 Biggest Loss: 37 (122-85) vs. Pho., 10/21/79
 Biggest Loss: 55 (85-140) @ Pho., 4/17/89

2007-2008 SEASON SERIES (0-4) SACRAMENTO KINGS VS. PHOENIX

| PLAYER | G-GS | MIN | FG-FGA | PCT | 3FG-A | PCT | FT-FTA | PCT | OFF | DEF | TOT | AST | PF-DQ | STL | TO | BLK | PTS | AVG |
|-------------------|------|-----|---------|------|-------|------|--------|-------|-----|-----|-----|-----|-------|-----|----|-----|-----|-------|
| Artest | 2-2 | 74 | 22-45 | .489 | 7-10 | .700 | 8-14 | .571 | 7 | 14 | 21 | 4 | 5-0 | 7 | 10 | 0 | 59 | 29.5 |
| Garcia | 4-2 | 129 | 30-56 | .536 | 7-16 | .438 | 16-22 | .727 | 3 | 14 | 17 | 8 | 10-0 | 3 | 4 | 2 | 83 | 20.8 |
| Martin | 3-3 | 103 | 14-37 | .378 | 4-12 | .333 | 18-19 | .947 | 2 | 12 | 14 | 5 | 7-0 | 2 | 2 | 0 | 50 | 16.7 |
| Salmons | 4-2 | 140 | 19-44 | .432 | 1-10 | .100 | 14-23 | .609 | 6 | 20 | 26 | 8 | 12-0 | 3 | 12 | 0 | 53 | 13.3 |
| Moore | 4-4 | 103 | 18-29 | .621 | 0-0 | --- | 6-9 | .667 | 13 | 18 | 31 | 4 | 17-1 | 0 | 5 | 1 | 42 | 10.5 |
| Jones | 1-0 | 11 | 2-5 | .400 | 0-1 | .000 | 6-6 | 1.000 | 0 | 2 | 2 | 1 | 0-0 | 0 | 0 | 0 | 10 | 10.0 |
| Miller | 4-4 | 101 | 16-32 | .500 | 1-7 | .143 | 0-0 | --- | 6 | 14 | 20 | 13 | 16-1 | 2 | 6 | 2 | 33 | 8.3 |
| Udrih | 3-3 | 83 | 8-30 | .267 | 0-4 | .000 | 7-8 | .875 | 1 | 6 | 7 | 10 | 5-0 | 2 | 3 | 0 | 23 | 7.7 |
| S. Williams (TOT) | 3-0 | 25 | 6-17 | .353 | 0-0 | --- | 3-4 | .750 | 4 | 10 | 14 | 0 | 2-0 | 2 | 1 | 0 | 15 | 5.0 |
| S. Williams (SAC) | 1-0 | 14 | 4-10 | .400 | 0-0 | --- | 3-4 | .750 | 3 | 4 | 7 | 0 | 1-0 | 1 | 0 | 0 | 11 | 11.0 |
| Douby | 4-0 | 75 | 7-26 | .269 | 0-10 | .000 | 2-2 | 1.000 | 1 | 2 | 3 | 5 | 7-0 | 1 | 4 | 3 | 16 | 4.0 |
| Hawes | 4-0 | 59 | 7-21 | .333 | 0-2 | .000 | 2-2 | 1.000 | 4 | 13 | 17 | 1 | 8-0 | 1 | 10 | 1 | 16 | 4.0 |
| J. Williams | 2-0 | 18 | 3-4 | .750 | 0-0 | --- | 0-2 | .000 | 4 | 8 | 12 | 0 | 0-0 | 0 | 0 | 2 | 6 | 3.0 |
| Thomas | 3-0 | 32 | 3-6 | .500 | 0-0 | --- | 0-2 | .000 | 2 | 6 | 8 | 2 | 1-0 | 0 | 1 | 0 | 6 | 2.0 |
| Johnson (TOT) | 2-1 | 28 | 0-2 | .000 | 0-0 | --- | 3-4 | .750 | 0 | 1 | 1 | 1 | 1-0 | 3 | 1 | 0 | 3 | 1.5 |
| Johnson (SAC) | 1-0 | 9 | 0-1 | .000 | 0-0 | --- | 2-2 | 1.000 | 0 | 0 | 0 | 0 | 0-0 | 1 | 0 | 0 | 2 | 2.0 |
| Watkins | 1-0 | 10 | 0-2 | .000 | 0-0 | --- | 0-0 | --- | 1 | 0 | 1 | 0 | 0-0 | 1 | 0 | 1 | 0 | 0.0 |
| KINGS | 4 | 960 | 153-348 | .440 | 20-72 | .278 | 84-115 | .730 | 53 | 133 | 186 | 61 | 91-2 | 24 | 62 | 12 | 410 | 102.5 |
| SUNS | 4 | 960 | 177-350 | .506 | 37-91 | .407 | 80-112 | .714 | 40 | 133 | 173 | 108 | 87-0 | 30 | 45 | 25 | 471 | 117.8 |

2007-2008 SEASON SERIES (4-0) PHOENIX SUNS VS. SACRAMENTO

| PLAYER | G-GS | MIN | FG-FGA | PCT | 3FG-A | PCT | FT-FTA | PCT | OFF | DEF | TOT | AST | PF-DQ | STL | TO | BLK | PTS | AVG |
|---------------|------|-----|---------|-------|-------|-------|--------|-------|-----|-----|-----|-----|-------|-----|----|-----|-----|-------|
| Stoudemire | 4-4 | 116 | 37-62 | .597 | 10-0 | --- | 26-41 | .634 | 14 | 32 | 46 | 0 | 14-0 | 4 | 7 | 7 | 100 | 25.0 |
| Barbosa | 4-2 | 125 | 29-52 | .558 | 11-23 | .478 | 10-11 | .909 | 1 | 8 | 9 | 7 | 13-0 | 9 | 7 | 0 | 79 | 19.8 |
| Marion | 3-3 | 103 | 20-37 | .541 | 7-13 | .538 | 5-9 | .556 | 3 | 17 | 20 | 3 | 8-0 | 3 | 2 | 2 | 52 | 17.3 |
| O'Neal (TOT) | 1-1 | 26 | 6-6 | 1.000 | 0-0 | --- | 5-10 | .500 | 3 | 5 | 8 | 2 | 2-0 | 0 | 1 | 1 | 17 | 17.0 |
| O'Neal (PHO) | 1-1 | 26 | 6-6 | 1.000 | 0-0 | --- | 5-10 | .500 | 3 | 5 | 8 | 2 | 2-0 | 0 | 1 | 1 | 17 | 17.0 |
| Nash | 4-4 | 129 | 23-44 | .523 | 9-20 | .450 | 7-7 | 1.000 | 0 | 14 | 14 | 50 | 4-0 | 4 | 9 | 2 | 62 | 15.5 |
| Griceck (TOT) | 3-0 | 64 | 15-25 | .600 | 7-10 | .700 | 2-2 | 1.000 | 2 | 6 | 8 | 7 | 6-0 | 3 | 5 | 0 | 39 | 13.0 |
| Griceck (PHO) | 1-0 | 33 | 9-14 | .643 | 4-7 | .571 | 1-1 | 1.000 | 1 | 4 | 5 | 5 | 4-0 | 2 | 3 | 0 | 23 | 23.0 |
| Hill | 4-4 | 110 | 18-36 | .500 | 0-2 | .000 | 14-14 | 1.000 | 6 | 11 | 17 | 12 | 9-0 | 4 | 2 | 1 | 50 | 12.5 |
| Tucker | 1-0 | 12 | 4-10 | .400 | 1-3 | .333 | 1-2 | .500 | 1 | 0 | 1 | 0 | 1-0 | 0 | 0 | 1 | 10 | 10.0 |
| Banks | 1-0 | 30 | 3-9 | .333 | 1-4 | .250 | 1-1 | 1.000 | 0 | 2 | 2 | 6 | 4-0 | 1 | 0 | 1 | 8 | 8.0 |
| Bell | 2-2 | 62 | 6-17 | .353 | 2-11 | .182 | 2-6 | .333 | 1 | 8 | 9 | 6 | 7-0 | 0 | 0 | 1 | 16 | 8.0 |
| Diaw | 4-0 | 61 | 11-28 | .393 | 0-0 | --- | 0-0 | --- | 4 | 12 | 16 | 11 | 5-0 | 1 | 4 | 1 | 22 | 5.5 |
| Skinner | 4-0 | 101 | 7-13 | .538 | 1-1 | 1.000 | 5-5 | 1.000 | 3 | 14 | 17 | 2 | 8-0 | 4 | 4 | 8 | 20 | 5.0 |
| Piatkowski | 2-0 | 20 | 1-6 | .167 | 1-5 | .200 | 2-2 | 1.000 | 0 | 3 | 3 | 2 | 1-0 | 0 | 1 | 0 | 5 | 2.5 |
| Strawberry | 2-0 | 20 | 2-12 | .167 | 0-1 | .000 | 1-3 | .333 | 2 | 1 | 3 | 1 | 4-0 | 1 | 2 | 0 | 5 | 2.5 |
| Marks | 2-0 | 14 | 1-4 | .250 | 0-1 | .000 | 0-0 | --- | 1 | 2 | 3 | 1 | 3-0 | 1 | 1 | 0 | 2 | 1.0 |
| SUNS | 4 | 960 | 177-350 | .506 | 37-91 | .407 | 80-112 | .714 | 40 | 133 | 173 | 108 | 87-0 | 30 | 45 | 25 | 471 | 117.8 |
| KINGS | 4 | 960 | 153-348 | .440 | 20-72 | .278 | 84-115 | .730 | 53 | 133 | 186 | 61 | 91-2 | 24 | 62 | 12 | 410 | 102.5 |

PHOENIX SUNS

| DATE | W/L | H/A | SCORE | +/- |
|----------|-----|-----|---------|-----|
| 11/26/85 | W | H | 111-107 | +4 |
| 12/19/85 | L | A | 106-107 | -1 |
| 2/21/86 | W | A | 118-110 | +8 |
| 3/19/86 | L | A | 104-108 | -4 |
| 4/5/86 | W | H | 119-110 | +9 |
| 11/25/86 | W | H | 123-102 | +21 |
| 12/20/86 | W | H | 122-114 | +8 |
| 3/7/87 | L | A | 102-105 | -3 |
| 3/26/87 | W | H | 124-115 | +9 |
| 4/14/87 | L | A | 123-132 | -9 |
| 12/20/87 | L | H | 109-120 | -11 |
| 12/26/87 | W | A | 112-110 | +2 |
| 1/30/88 | W | A | 126-120 | +6 |
| 2/13/88 | L | H | 114-116 | -2 |
| 4/9/88 | L | A | 92-95 | -3 |
| 11/15/88 | L | H | 89-119 | -30 |
| 1/13/89 | L | A | 90-111 | -21 |
| 2/18/89 | L | H | 101-120 | -19 |
| 3/2/89 | L | A | 90-110 | -20 |
| 3/30/89 | W | H | 135-123 | +12 |
| 4/17/89 | L | A | 85-140 | -55 |
| 11/10/89 | L | A | 109-130 | -21 |
| 12/17/89 | L | H | 113-125 | -12 |
| 1/12/90 | L | A | 96-111 | -15 |
| 2/22/90 | L | H | 98-104 | -6 |
| 4/12/90 | L | H | 114-116 | -2 |
| 12/11/90 | L | A | 90-113 | -23 |
| 1/19/91 | W | H | 101-97 | +4 |
| 3/1/91 | L | A | 106-112 | -6 |
| 3/23/91 | L | H | 95-100 | -5 |
| 11/26/91 | W | H | 104-89 | +15 |
| 11/27/91 | L | A | 100-141 | -41 |
| 1/15/92 | L | H | 111-128 | -17 |
| 1/17/92 | L | A | 94-134 | -40 |
| 4/7/92 | L | A | 101-103 | -2 |
| 11/18/92 | L | A | 111-127 | -16 |
| 1/14/93 | L | H | 104-114 | -10 |
| 3/5/93 | L | A | 122-130 | -8 |
| 3/9/93 | L | H | 108-128 | -20 |
| 4/8/93 | L | H | 114-123 | -9 |
| 11/7/93 | L | A | 110-132 | -22 |
| 1/15/94 | L | H | 103-119 | -16 |
| 2/21/94 | L | A | 86-112 | -26 |
| 4/8/94 | W | H | 104-101 | +3 |
| 4/23/94 | L | A | 100-101 | -1 |
| 11/4/94 | W | H | 107-89 | +18 |
| 12/17/94 | L | A | 98-109 | -11 |
| 1/3/95 | L | H | 100-108 | -8 |
| 3/30/95 | L | H | 96-113 | -17 |
| 4/18/95 | L | A | 101-111 | -10 |
| 11/17/95 | W | H | 105-96 | +9 |
| 1/21/96 | L | A | 97-111 | -14 |
| 3/26/96 | L | A | 98-102 | -4 |
| 4/17/96 | W | H | 103-102 | +1 |
| 12/6/96 | L | H | 95-101 | -6 |
| 12/30/96 | L | A | 88-100 | -12 |
| 3/7/97 | L | A | 87-104 | -17 |
| 4/10/97 | L | H | 99-101 | -2 |
| 1/12/98 | W | H | 96-90 | +6 |
| 2/10/98 | L | A | 86-88 | -2 |
| 3/17/98 | L | A | 80-107 | -27 |
| 4/7/98 | L | H | 97-103 | -6 |

| DATE | W/L | H/A | SCORE | +/- |
|----------|-----|-----|----------|-----|
| 2/9/99 | W | A | 112-95 | +17 |
| 3/6/99 | W | A | 111-99 | +12 |
| 5/2/99 | W | H | 111-100 | +11 |
| 12/18/99 | L | A | 103-119 | -16 |
| 2/15/00 | L | H | 108-117 | -9 |
| 3/22/00 | L | A | 93-114 | -21 |
| 4/9/00 | L | H | 97-102 | -5 |
| 12/1/00 | W | H | 105-98 | +7 |
| 1/2/01 | W | H | 121-117* | +4 |
| 3/7/01 | W | A | 100-89 | +11 |
| 4/15/01 | L | A | 86-88 | -2 |
| 12/12/01 | L | A | 88-114 | -26 |
| 12/23/01 | W | H | 133-101 | +32 |
| 1/5/02 | W | A | 118-112 | +6 |
| 1/13/02 | W | H | 103-100 | +3 |
| 11/22/02 | W | H | 118-101 | +17 |
| 12/17/02 | W | H | 95-86 | +9 |
| 12/21/02 | L | A | 101-110 | -9 |
| 3/13/03 | L | A | 84-109 | -25 |
| 12/14/03 | W | H | 107-102 | +5 |
| 1/9/04 | W | A | 113-93 | +20 |
| 2/29/04 | W | H | 108-94 | +14 |
| 4/9/04 | L | A | 96-101 | -5 |
| 11/13/04 | W | A | 113-111 | +2 |
| 2/8/05 | L | H | 123-125 | -2 |
| 4/16/05 | L | A | 98-116 | -18 |
| 4/20/05 | W | H | 132-107 | +25 |
| 11/6/05 | W | A | 118-117 | +1 |
| 1/17/06 | W | H | 119-90 | +29 |
| 2/10/06 | L | A | 104-112 | -8 |
| 4/11/06 | L | H | 110-123 | -13 |
| 12/5/06 | L | A | 102-127 | -25 |
| 12/16/06 | L | H | 98-105 | -7 |
| 3/22/07 | L | A | 100-118 | -18 |
| 3/25/07 | W | H | 107-100 | +7 |
| 11/20/07 | L | H | 98-100 | -2 |
| 11/21/07 | L | A | 111-127 | -16 |
| 12/30/07 | L | H | 102-117 | -15 |
| 3/15/08 | L | A | 99-127 | -28 |

| PHOENIX | | | | | | | | | | | | | | |
|----------------|----------------|--------------|--------------|----------------|--|-------|-----|-----|-----|--|-----|----|----|-----|
| | OVR | HM | RD | NTL | | OVR | HM | RD | NTL | | OVR | HM | RD | NTL |
| 68-69 | 4-2 | 0-1 | 1-1 | 3-0 | | 93-94 | 1-4 | 1-1 | 0-3 | | | | | |
| 69-70 | 3-3 | 2-0 | 1-2 | 0-1 | | 94-95 | 1-4 | 1-2 | 0-2 | | | | | |
| 70-71 | 1-4 | 0-1 | 1-2 | 0-1 | | 95-96 | 2-2 | 2-0 | 0-2 | | | | | |
| 71-72 | 2-3 | 2-1 | 0-2 | | | 96-97 | 0-4 | 0-2 | 0-2 | | | | | |
| 72-73 | 3-3 | 1-2 | 2-1 | | | 97-98 | 1-3 | 1-1 | 0-2 | | | | | |
| 73-74 | 4-2 | 3-0 | 1-2 | | | 98-99 | 3-0 | 1-0 | 2-0 | | | | | |
| 74-75 | 3-1 | 1-1 | 2-0 | | | 99-00 | 0-4 | 0-2 | 0-2 | | | | | |
| 75-76 | 3-2 | 2-0 | 1-2 | | | 00-01 | 3-1 | 2-0 | 1-1 | | | | | |
| 76-77 | 3-1 | 2-0 | 1-1 | | | 01-02 | 3-1 | 2-0 | 1-1 | | | | | |
| 77-78 | 0-4 | 0-2 | 0-2 | | | 02-03 | 2-2 | 2-0 | 0-2 | | | | | |
| 78-79 | 2-2 | 2-0 | 0-2 | | | 03-04 | 3-1 | 2-0 | 1-1 | | | | | |
| 79-80 | 1-5 | 1-2 | 0-3 | | | 04-05 | 2-2 | 1-1 | 1-1 | | | | | |
| 80-81 | 3-2 | 2-1 | 1-1 | | | 05-06 | 2-2 | 1-1 | 1-1 | | | | | |
| 81-82 | 2-3 | 2-0 | 0-3 | | | 06-07 | 1-3 | 1-1 | 0-2 | | | | | |
| 82-83 | 1-4 | 1-2 | 0-2 | | | 07-08 | 0-4 | 0-2 | 0-2 | | | | | |
| 83-84 | 2-3 | 1-1 | 1-2 | | | | | | | | | | | |
| 84-85 | 2-3 | 2-1 | 0-2 | | | | | | | | | | | |
| 85-86 | 3-2 | 2-0 | 1-2 | | | | | | | | | | | |
| 86-87 | 3-2 | 3-0 | 0-2 | | | | | | | | | | | |
| 87-88 | 2-3 | 0-2 | 2-1 | | | | | | | | | | | |
| 88-89 | 1-5 | 1-2 | 0-3 | | | | | | | | | | | |
| 89-90 | 0-5 | 0-3 | 0-2 | | | | | | | | | | | |
| 90-91 | 1-3 | 1-1 | 0-2 | | | | | | | | | | | |
| 91-92 | 1-4 | 1-1 | 0-3 | | | | | | | | | | | |
| 92-93 | 0-5 | 0-3 | 0-2 | | | | | | | | | | | |
| TOTALS | OVERALL | HOME | ROAD | NEUTRAL | | | | | | | | | | |
| SAC-ERA | 35-66 | 25-25 | 10-41 | | | | | | | | | | | |
| 40 YRS | 74-113 | 49-40 | 22-71 | 3-2 | | | | | | | | | | |

PORTLAND TRAIL BLAZERS

One Center Court, Suite 200 • Portland, OR 97227

Phone: (503) 234-9291 — FAX: (503) 736-2194

Home Court (capacity): Rose Garden Arena (19,980) - opened 1995

www.trailblazers.com



2008-09 SERIES SCHEDULE

| Date | Site | Time (PST) |
|-------|-------------|------------|
| 11/21 | ARCO Arena | 7:00 p.m. |
| 11/24 | Rose Garden | 7:00 p.m. |
| 12/16 | Rose Garden | 7:00 p.m. |

2007-08 VS. BLAZERS (2-2)

| Date | Site | W/L | Score |
|-------|-------------|-----|--------|
| 11/23 | Rose Garden | L | 84-87 |
| 2/19 | Rose Garden | W | 105-94 |
| 3/13 | ARCO Arena | W | 96-85 |
| 4/11 | ARCO Arena | W | 103-86 |

ALL-TIME SERIES (38 years)

| | Overall | Home | Road |
|----------|---------|-------|-------|
| Sac-Era | 38-63 | 29-22 | 9-41 |
| All-Time | 69-104 | 53-34 | 16-70 |

CURRENT STREAKS

| | Overall | Home | Road |
|-------|---------|------|------|
| Kings | W3 | W2 | W1 |

DIRECTORY

| | |
|-----------------------------------|--|
| Owner | Paul Allen |
| President | Larry Miller |
| General Manager | Kevin Pritchard |
| Head Coach | Nate McMillan |
| Lead Assistant Coach | Dean Demopoulos |
| Assistant Coaches | Monty Williams, Maurice Lucas, Jose Prunty |
| Head Athletic Trainer | Jay Jensen |
| Director of NBA Scouting | Michael Born |
| Advance Scouts | Jim Sleeper, Larry Greer |
| Vice President of Communications | Cheri Hanson |
| Director of Sports Communications | Jim Taylor |
| Sports Communications Manager | Collin Romer |
| Radio | The Game (95.5 FM), Brian Wheeler, Antonio Harvey |
| TV | KGW-TV (Ch. 8), Comcast SportsNet (cable), Mike Barrett, |
| | Mike Rice |
| Colors | Scarlet, Black, White |

BACKGROUND

| | |
|--------------------------|---------------------------------|
| Founded: | 1970-71, Portland Trail Blazers |
| NBA Titles Won: | 1, 1976-77 |
| All-Time NBA Record: | 1629-1455 (.528) |
| 2007-08 Record: | 41-41 (3rd in Northwest) |
| 2007-08 Playoff Results: | Did not qualify |

SERIES FACTS

| | |
|-----------------|------------------------------------|
| Last Home Win: | 4/11/08 (103-86) |
| Last Road Win: | 2/19/08 (105-94) |
| Last Home Loss: | 1/6/07 (1-5-110, OT) |
| Last Road Loss: | 11/23/07 (84-87) |
| Biggest Win: | 39 (124-85) vs. Portland, 12/12/79 |
| Biggest Loss: | 40 (107-147) @ Portland, 2/2/92 |

2007-2008 SEASON SERIES (3-1) SACRAMENTO KINGS VS. PORTLAND

| PLAYER | G-GS | MIN | FG-FGA | PCT | 3FG-A | PCT | FT-FTA | PCT | OFF | DEF | TOT | AST | PF-DQ | STL | TO | BLK | PTS | AVG |
|-------------------|------|-----|---------|------|-------|------|--------|-------|-----|-----|-----|-----|-------|-----|----|-----|-----|------|
| Artest | 3-3 | 109 | 24-44 | .545 | 5-10 | .500 | 10-14 | .714 | 5 | 15 | 20 | 13 | 6-0 | 11 | 3 | 0 | 63 | 21.0 |
| Martin | 4-4 | 131 | 20-52 | .385 | 4-17 | .235 | 20-22 | .909 | 3 | 20 | 23 | 8 | 11-0 | 4 | 14 | 1 | 64 | 16.0 |
| Garcia | 4-0 | 96 | 22-38 | .579 | 8-16 | .500 | 9-12 | .750 | 2 | 13 | 15 | 4 | 9-0 | 4 | 4 | 0 | 61 | 15.3 |
| Miller | 3-3 | 111 | 12-30 | .400 | 2-8 | .250 | 9-10 | .900 | 6 | 14 | 20 | 10 | 11-0 | 4 | 8 | 2 | 35 | 11.7 |
| Udrih | 4-4 | 138 | 20-43 | .465 | 2-7 | .286 | 3-4 | .750 | 1 | 14 | 15 | 22 | 6-0 | 1 | 16 | 0 | 45 | 11.3 |
| Moore | 4-4 | 115 | 13-26 | .500 | 0-0 | --- | 5-6 | .833 | 2 | 17 | 19 | 5 | 10-0 | 1 | 2 | 1 | 31 | 7.8 |
| Salmons | 4-1 | 99 | 13-27 | .481 | 1-5 | .200 | 4-4 | 1.000 | 2 | 12 | 14 | 8 | 4-0 | 2 | 3 | 3 | 31 | 7.8 |
| Hawes | 4-1 | 70 | 13-23 | .565 | 1-2 | .500 | 1-3 | .333 | 2 | 9 | 11 | 5 | 14-0 | 1 | 0 | 0 | 28 | 7.0 |
| Douby | 3-0 | 33 | 7-11 | .636 | 3-4 | .750 | 2-3 | .667 | 0 | 6 | 6 | 0 | 0-0 | 2 | 3 | 1 | 19 | 6.3 |
| Johnson (TOT) | 3-1 | 42 | 5-9 | .556 | 2-3 | .667 | 0-0 | --- | 0 | 2 | 2 | 11 | 4-0 | 1 | 0 | 0 | 12 | 4.0 |
| Johnson (SAC) | 2-0 | 9 | 0-0 | --- | 0-0 | --- | 0-0 | --- | 0 | 2 | 2 | 0 | 3-0 | 0 | 0 | 0 | 0 | 0.0 |
| S. Williams (TOT) | 3-0 | 33 | 3-8 | .375 | 0-0 | --- | 3-4 | .750 | 4 | 6 | 10 | 1 | 3-0 | 0 | 4 | 2 | 9 | 3.0 |
| S. Williams (SAC) | 3-0 | 33 | 3-8 | .375 | 0-0 | --- | 3-4 | .750 | 4 | 6 | 10 | 1 | 3-0 | 0 | 4 | 2 | 9 | 3.0 |
| Thomas | 1-0 | 16 | 1-2 | .500 | 0-0 | --- | 0-0 | --- | 0 | 2 | 2 | 1 | 1-0 | 0 | 2 | 1 | 2 | 2.0 |
| KINGS | 4 | 960 | 148-304 | .487 | 26-69 | .377 | 66-82 | .805 | 27 | 130 | 157 | 77 | 78-0 | 30 | 60 | 11 | 388 | 9.70 |
| TRAIL BLAZERS | 4 | 960 | 138-323 | .427 | 19-73 | .260 | 57-88 | .648 | 50 | 114 | 164 | 81 | 79-0 | 25 | 58 | 28 | 352 | 8.80 |

2007-2008 SEASON SERIES (1-3) PORTLAND TRAIL BLAZERS VS. SACRAMENTO

| PLAYER | G-GS | MIN | FG-FGA | PCT | 3FG-A | PCT | FT-FTA | PCT | OFF | DEF | TOT | AST | PF-DQ | STL | TO | BLK | PTS | AVG |
|---------------|------|-----|---------|------|-------|------|--------|-------|-----|-----|-----|-----|-------|-----|----|-----|-----|------|
| Aldridge | 4-4 | 147 | 36-62 | .581 | 0-0 | --- | 12-16 | .750 | 14 | 24 | 38 | 1 | 19-0 | 6 | 11 | 10 | 84 | 21.0 |
| Outlaw | 4-0 | 111 | 25-51 | .490 | 0-2 | .000 | 10-14 | .714 | 5 | 12 | 17 | 1 | 6-0 | 4 | 3 | 5 | 60 | 15.0 |
| Roy | 4-4 | 149 | 23-58 | .397 | 4-16 | .250 | 7-12 | .583 | 7 | 15 | 22 | 24 | 8-0 | 7 | 8 | 1 | 57 | 14.3 |
| Webster | 3-2 | 90 | 11-25 | .440 | 6-14 | .429 | 8-14 | .571 | 1 | 13 | 14 | 1 | 9-0 | 1 | 2 | 1 | 36 | 12.0 |
| Frye | 4-2 | 80 | 14-27 | .519 | 1-2 | .500 | 2-7 | .286 | 8 | 17 | 25 | 4 | 9-0 | 0 | 4 | 2 | 31 | 7.8 |
| Blake | 4-4 | 115 | 10-38 | .263 | 6-20 | .300 | 2-2 | 1.000 | 3 | 4 | 7 | 19 | 3-0 | 2 | 9 | 1 | 28 | 7.0 |
| Jack | 4-1 | 118 | 7-27 | .259 | 1-10 | .100 | 13-15 | .867 | 0 | 7 | 7 | 23 | 8-0 | 3 | 6 | 0 | 28 | 7.0 |
| Przybilla | 3-2 | 63 | 6-10 | .600 | 0-0 | --- | 2-3 | .667 | 9 | 15 | 24 | 3 | 13-0 | 0 | 7 | 7 | 14 | 4.7 |
| LaFrentz | 1-0 | 9 | 1-3 | .333 | 0-0 | --- | 0-0 | 0.000 | 1 | 1 | 2 | 0 | 0-0 | 0 | 0 | 1 | 2 | 2.0 |
| Rodriguez | 4-0 | 34 | 4-12 | .333 | 0-3 | .000 | 0-1 | .000 | 0 | 2 | 2 | 3 | 3-0 | 1 | 4 | 0 | 8 | 2.0 |
| Jones | 2-1 | 36 | 1-8 | .125 | 1-5 | .200 | 0-0 | --- | 1 | 1 | 2 | 0 | 1-0 | 1 | 1 | 0 | 3 | 1.5 |
| Wafer (TOT) | 2-0 | 4 | 0-2 | .000 | 0-1 | .000 | 1-2 | .500 | 0 | 2 | 2 | 1 | 0-0 | 0 | 0 | 0 | 1 | 0.5 |
| Wafer (POR) | 2-0 | 4 | 0-2 | .000 | 0-1 | .000 | 1-2 | .500 | 0 | 2 | 2 | 1 | 0-0 | 0 | 0 | 0 | 1 | 0.5 |
| McRoberts | 1-0 | 3 | 0-0 | --- | 0-0 | --- | 0-0 | --- | 1 | 1 | 2 | 1 | 0-0 | 0 | 0 | 0 | 0 | 0.0 |
| TRAIL BLAZERS | 4 | 960 | 138-323 | .427 | 19-73 | .260 | 57-88 | .648 | 50 | 114 | 164 | 81 | 79-0 | 25 | 58 | 28 | 352 | 8.80 |
| KINGS | 4 | 960 | 148-304 | .487 | 26-69 | .377 | 66-82 | .805 | 27 | 130 | 157 | 77 | 78-0 | 30 | 60 | 11 | 388 | 9.70 |

PORTLAND TRAIL BLAZERS

| DATE | W/L | H/A | SCORE | +/- |
|----------|-----|-----|-----------|-----|
| 11/12/85 | L | A | 115-126 | -11 |
| 1/25/86 | L | H | 125-129 | -4 |
| 1/26/86 | W | A | 121-116 | +5 |
| 3/23/86 | L | A | 102-112 | -10 |
| 3/25/86 | W | H | 116-99 | +17 |
| 12/4/86 | L | H | 102-106 | -2 |
| 1/4/87 | L | A | 111-128 | -17 |
| 1/15/87 | W | H | 120-118 | +2 |
| 1/23/87 | L | A | 89-109 | -20 |
| 3/24/87 | W | H | 128-116 | +12 |
| 11/24/87 | L | A | 94-98 | -4 |
| 1/8/88 | L | A | 91-98 | -7 |
| 2/11/88 | W | H | 123-113 | +10 |
| 4/17/88 | L | A | 102-112 | -10 |
| 4/23/88 | L | H | 110-124 | -14 |
| 11/5/88 | L | A | 103-121 | -18 |
| 12/27/88 | W | H | 112-111 | +1 |
| 1/6/89 | L | A | 142-147** | -5 |
| 3/25/89 | W | H | 106-105 | +1 |
| 4/18/89 | W | H | 120-118 | +2 |
| 4/23/89 | L | A | 120-126* | -6 |
| 11/3/89 | L | A | 96-114 | -18 |
| 1/6/90 | L | H | 121-124 | -3 |
| 1/8/90 | L | A | 96-108 | -12 |
| 4/21/90 | L | H | 110-118 | -8 |
| 11/3/90 | L | H | 93-95* | -2 |
| 12/13/90 | W | H | 100-88 | +12 |
| 1/26/91 | L | A | 96-121 | -25 |
| 2/6/91 | W | H | 97-93 | +4 |
| 4/19/91 | L | A | 105-127 | -22 |
| 12/14/91 | L | A | 110-115 | -5 |
| 2/2/92 | L | A | 107-147 | -40 |
| 2/14/92 | L | H | 106-107 | -1 |
| 3/6/92 | L | A | 106-114 | -8 |
| 3/26/92 | L | H | 106-128 | -22 |
| 11/20/92 | L | H | 99-104 | -5 |
| 11/29/92 | L | A | 99-107 | -8 |
| 1/22/93 | L | A | 127-135 | -8 |
| 3/25/93 | L | H | 111-113* | -2 |
| 4/23/93 | L | H | 108-112 | -4 |
| 11/28/93 | L | A | 109-120 | -11 |
| 2/1/94 | W | H | 102-97 | +5 |
| 2/8/94 | L | A | 100-124 | -24 |
| 3/22/94 | L | H | 94-96 | -2 |
| 3/25/94 | L | A | 91-100 | -9 |
| 11/10/94 | L | H | 84-104 | -20 |
| 12/11/94 | W | A | 88-93 | -5 |
| 12/27/94 | W | H | 102-101 | +1 |
| 1/17/95 | W | H | 95-88 | +7 |
| 1/22/95 | L | A | 87-103 | -16 |
| 11/16/95 | W | A | 105-102 | +3 |
| 1/18/96 | W | H | 105-100 | +5 |
| 3/8/96 | L | A | 105-117 | -12 |
| 3/22/96 | W | H | 80-78 | +2 |
| 11/9/96 | W | H | 103-102 | +1 |
| 11/19/96 | L | A | 90-92* | -2 |
| 12/21/96 | W | H | 101-99* | +2 |
| 3/18/97 | L | A | 87-92 | -5 |
| 12/16/97 | W | H | 94-87 | +7 |
| 12/23/97 | L | A | 82-93 | -11 |
| 3/27/98 | L | H | 73-90 | -17 |
| 4/14/98 | L | A | 66-92 | -26 |

| DATE | W/L | H/A | SCORE | +/- |
|----------|-----|-----|----------|-----|
| 3/3/99 | L | H | 93-97* | -4 |
| 3/9/99 | L | A | 98-103 | -5 |
| 3/18/99 | L | H | 78-88 | -10 |
| 3/31/99 | L | A | 86-100 | -14 |
| 12/11/99 | L | H | 96-101 | -5 |
| 2/20/00 | L | H | 103-108* | -5 |
| 3/14/00 | L | A | 91-96 | -5 |
| 4/16/00 | L | A | 95-102 | -7 |
| 11/6/00 | W | H | 79-75 | +4 |
| 1/20/01 | W | A | 111-101 | +10 |
| 2/15/01 | L | A | 81-105 | -24 |
| 4/8/01 | W | H | 98-89 | +9 |
| 11/21/01 | W | H | 95-83 | +12 |
| 12/26/01 | W | H | 89-74 | +15 |
| 1/22/02 | L | A | 110-116* | -6 |
| 3/4/02 | L | A | 95-107 | -12 |
| 10/31/02 | W | H | 100-72 | +28 |
| 11/23/02 | W | A | 95-94 | +1 |
| 12/28/02 | L | H | 113-119* | -6 |
| 3/22/03 | W | A | 113-104 | +9 |
| 11/13/03 | L | A | 110-112* | -2 |
| 12/21/03 | W | H | 117-98 | +19 |
| 1/20/04 | L | H | 104-109* | -5 |
| 3/12/04 | L | A | 81-83 | -2 |
| 1/18/05 | W | H | 113-107* | +6 |
| 2/5/05 | L | A | 108-114 | -6 |
| 3/22/05 | W | H | 112-93 | +19 |
| 4/8/05 | W | A | 119-115 | +4 |
| 12/26/05 | L | H | 92-105 | -13 |
| 2/27/06 | W | H | 115-91 | +24 |
| 3/29/06 | W | A | 106-90 | +16 |
| 11/25/06 | W | H | 105-85 | +20 |
| 1/6/07 | L | H | 105-110* | -5 |
| 1/12/07 | L | A | 87-95 | -8 |
| 3/3/07 | W | A | 104-96 | +8 |
| 11/23/07 | L | A | 84-87 | -3 |
| 2/19/08 | W | A | 105-94 | +11 |
| 3/13/08 | W | H | 96-85 | +11 |
| 4/11/08 | W | H | 103-86 | +17 |

| PORTLAND | | | | | | | | | |
|----------------|---------------|--------------|--------------|-----|-------|-----|-----|-----|-----|
| | OVR | HM | RD | NTL | | OVR | HM | RD | NTL |
| 70-71 | 4-0 | 2-0 | 2-0 | | 95-96 | 3-1 | 2-0 | 1-1 | |
| 71-72 | 2-2 | 2-0 | 0-2 | | 96-97 | 2-2 | 2-0 | 0-2 | |
| 72-73 | 4-2 | 3-0 | 1-2 | | 97-98 | 1-3 | 1-1 | 0-2 | |
| 73-74 | 4-2 | 3-0 | 1-2 | | 98-99 | 0-4 | 0-2 | 0-2 | |
| 74-75 | 3-1 | 2-0 | 1-1 | | 99-00 | 0-4 | 0-2 | 0-2 | |
| 75-76 | 0-5 | 0-2 | 0-3 | | 00-01 | 3-1 | 2-0 | 1-1 | |
| 76-77 | 2-2 | 2-0 | 0-2 | | 01-02 | 2-2 | 2-0 | 0-2 | |
| 77-78 | 0-4 | 0-2 | 0-2 | | 02-03 | 3-1 | 1-1 | 2-0 | |
| 78-79 | 1-3 | 1-1 | 0-2 | | 03-04 | 1-3 | 1-1 | 0-2 | |
| 79-80 | 1-5 | 1-2 | 0-3 | | 04-05 | 3-1 | 2-0 | 1-1 | |
| 80-81 | 3-2 | 2-1 | 1-1 | | 05-06 | 2-1 | 1-1 | 1-0 | |
| 81-82 | 0-5 | 0-2 | 0-3 | | 06-07 | 2-2 | 1-1 | 1-1 | |
| 82-83 | 2-3 | 2-1 | 0-2 | | 07-08 | 3-1 | 2-0 | 1-1 | |
| 83-84 | 2-3 | 2-0 | 0-3 | | | | | | |
| 84-85 | 3-2 | 2-1 | 1-1 | | | | | | |
| 85-86 | 2-3 | 1-1 | 1-2 | | | | | | |
| 86-87 | 2-3 | 2-1 | 0-2 | | | | | | |
| 87-88 | 1-4 | 1-1 | 0-3 | | | | | | |
| 88-89 | 3-3 | 3-0 | 0-3 | | | | | | |
| 89-90 | 0-4 | 0-2 | 0-2 | | | | | | |
| 90-91 | 2-3 | 2-1 | 0-2 | | | | | | |
| 91-92 | 0-5 | 0-2 | 0-3 | | | | | | |
| 92-93 | 0-5 | 0-3 | 0-2 | | | | | | |
| 93-94 | 1-4 | 1-1 | 0-3 | | | | | | |
| 94-95 | 2-3 | 2-1 | 0-2 | | | | | | |
| TOTALS | | | | | | | | | |
| SAC-ERA | 38-62 | 29-22 | 9-41 | | | | | | |
| 38 YRS | 69-104 | 53-34 | 16-70 | | | | | | |

SAN ANTONIO SPURS

One AT&T Center • San Antonio, TX 78219

Phone: (210) 444-5000 — FAX: (210) 554-0992 or 554-7701

Home Court (capacity): AT&T Center (18,797) - opened 2002

www.spurs.com



2008-09 SERIES SCHEDULE

| Date | Site | Time (PST) |
|-------|-------------|------------|
| 11/16 | ARCO Arena | 6:00 p.m. |
| 12/22 | AT&T Center | 5:30 p.m. |
| 4/12 | ARCO Arena | 6:00 p.m. |

2007-08 VS. SPURS (1-3)

| Date | Site | W/L | Score |
|-------|-------------|-----|--------|
| 11/2 | AT&T Center | L | 80-96 |
| 11/26 | ARCO Arena | W | 112-99 |
| 3/21 | AT&T Center | L | 89-102 |
| 4/14 | ARCO Arena | L | 98-101 |

ALL-TIME SERIES (32 years)

| | Overall | Home | Road |
|----------|---------|-------|-------|
| Sac-Era | 37-59 | 23-25 | 14-34 |
| All-Time | 53-87 | 34-36 | 19-51 |

CURRENT STREAKS

| | Overall | Home | Road |
|-------|---------|------|------|
| Kings | L2 | L1 | L4 |

DIRECTORY

| | |
|--|---|
| Chairman and CEO | Peter M. Holt |
| President of Spurs Basketball/Head Coach | Gregg Popovich |
| President of Sports Franchises/General Manager | R. C. Buford |
| Assistant Coaches | Mike Budenholzer, Don Newman, Brett Brown, Chip Engelland, Chad Forcier |
| Head Athletic Trainer | Will Sevensen |
| Strength and Conditioning Coach | Mike Brundard |
| Advance Scout | Mike Wells |
| Director of Media Services | Tom James |
| Media Services Manager | Cliff Puchalski |
| Senior Media Services Coordinator | Kris Davis |
| Media Services Coordinator | Becky Salini |
| Radio | WOAI (1200 AM), Bill Schoening |
| | KCOR (1350 AM-Spanish), Paul Castro |
| TV | KENS (Ch. 5), KMYS (Ch. 35), FOX Sports Net (cable, Ch. 26), Bill Land, Sean Elliott, Andrew Monaco, Dan Hughes |
| Colors | Metallic Silver, Black |

BACKGROUND

| | |
|--------------------------|--|
| Founded: | 1967-68, Dallas Chaparrals; 1970-71, Texas Chaparrals; 1971-72, Dallas Chaparrals; 1973-74, San Antonio Spurs, Former member of ABA |
| NBA Titles Won: | 4, 1998-99, 2002-03, 2004-05, 2006-07 |
| All-Time NBA Record: | 1549-1043 (.598) |
| 2007-08 Record: | 56-26 (2nd in Southwest) |
| 2007-08 Playoff Results: | Won 4-1 over Phoenix in First Round, Won 4-3 over New Orleans in Western Conference Semifinals, Lost 1-4 to LA Lakers in Western Conference Finals |

SERIES FACTS

| | |
|-----------------|-------------------------------|
| Last Home Win: | 11/26/07 (112-99) |
| Last Road Win: | 4/5/06 (97-87) |
| Last Home Loss: | 4/14/08 (98-101) |
| Last Road Loss: | 3/21/08 (89-102) |
| Biggest Win: | 28 (130-102) vs. SA, 10/29/76 |
| Biggest Loss: | 42 (67-109) @ SA, 1/10/98 |

2007-08 SEASON SERIES (1-3) SACRAMENTO KINGS VS. SAN ANTONIO

| PLAYER | G-GS | MIN | FG-FGA | PCT | 3FG-A | PCT | FT-FTA | PCT | OFF | DEF | TOT | AST | PF-DQ | STL | TOT | BLK | PTS | AVG |
|-------------------|------|-----|---------|------|-------|------|--------|-------|-----|-----|-----|-----|-------|-----|-----|-----|-----|------|
| Artest | 2-2 | 76 | 18-35 | .514 | 2-4 | .500 | 5-8 | .625 | 5 | 8 | 13 | 6 | 6-0 | 2 | 2 | 1 | 43 | 21.5 |
| Udrih | 2-2 | 76 | 12-22 | .545 | 2-4 | .500 | 17-17 | 1.000 | 2 | 4 | 6 | 8 | 3-0 | 1 | 5 | 1 | 43 | 21.5 |
| Martin | 3-3 | 109 | 13-41 | .317 | 2-9 | .222 | 24-28 | .857 | 7 | 18 | 25 | 3 | 5-0 | 6 | 5 | 0 | 52 | 17.3 |
| Salmons | 4-2 | 123 | 22-42 | .524 | 1-4 | .250 | 14-15 | .933 | 0 | 19 | 19 | 13 | 0-0 | 5 | 5 | 3 | 59 | 14.8 |
| Miller | 3-3 | 84 | 14-32 | .438 | 0-0 | .000 | 4-6 | .667 | 5 | 19 | 20 | 1 | 3-0 | 2 | 2 | 0 | 32 | 10.7 |
| Hawes | 1-1 | 64 | 12-24 | .500 | 1-4 | .250 | 3-6 | .500 | 1 | 9 | 10 | 5 | 3-0 | 0 | 2 | 3 | 26 | 9.3 |
| Moore | 4-3 | 119 | 14-24 | .583 | 0-0 | --- | 9-11 | .818 | 3 | 16 | 19 | 1 | 13-0 | 1 | 6 | 3 | 37 | 9.3 |
| Garcia | 4-1 | 110 | 14-34 | .412 | 3-9 | .333 | 5-7 | .714 | 2 | 16 | 18 | 7 | 10-0 | 9 | 4 | 4 | 36 | 9.0 |
| S. Williams (TOT) | 3-0 | 37 | 6-8 | .750 | 0-0 | --- | 5-10 | .500 | 3 | 6 | 9 | 3 | 5-0 | 1 | 4 | 0 | 17 | 5.7 |
| S. Williams (SAC) | 2-0 | 31 | 5-7 | .714 | 0-0 | --- | 4-8 | .500 | 3 | 5 | 8 | 3 | 4-0 | 1 | 4 | 0 | 14 | 7.0 |
| Johnson (TOT) | 3-2 | 75 | 6-14 | .429 | 2-6 | .333 | 0-0 | --- | 2 | 5 | 7 | 9 | 5-0 | 0 | 3 | 0 | 14 | 4.7 |
| Johnson (SAC) | 2-1 | 34 | 5-9 | .556 | 2-3 | .667 | 0-0 | --- | 1 | 2 | 3 | 2 | 3-0 | 0 | 3 | 0 | 12 | 6.0 |
| Douby | 4-0 | 70 | 8-24 | .333 | 1-0 | .111 | 0-0 | --- | 2 | 4 | 6 | 5 | 2-0 | 1 | 5 | 0 | 17 | 4.3 |
| Abdur-Rahim | 1-0 | 13 | 1-3 | .333 | 0-0 | --- | 0-0 | --- | 1 | 3 | 0 | 1 | 0-0 | 0 | 1 | 0 | 4 | 4.0 |
| Watkins | 2-0 | 16 | 1-3 | .333 | 0-0 | --- | 0-0 | --- | 0 | 2 | 2 | 0 | 2-0 | 0 | 1 | 2 | 1.0 | |
| Greene | 1-1 | 16 | 0-2 | .000 | 0-0 | --- | 0-0 | --- | 0 | 1 | 1 | 1 | 3-0 | 0 | 2 | 0 | 0 | 0.0 |
| Thomas | 1-1 | 12 | 0-2 | .000 | 0-0 | --- | 0-0 | --- | 1 | 2 | 3 | 1 | 0-0 | 0 | 2 | 0 | 0 | 0.0 |
| J. Williams | 1-0 | 1 | 0-0 | --- | 0-0 | --- | 0-0 | --- | 0 | 0 | 0 | 0 | 0-0 | 0 | 0 | 0 | 0 | 0.0 |
| Wright (TOT) | 1-0 | 2 | 0-0 | --- | 0-0 | --- | 0-0 | --- | 0 | 0 | 0 | 0 | 0-0 | 0 | 0 | 0 | 0 | 0.0 |
| Wright (SAC) | 1-0 | 2 | 0-0 | --- | 0-0 | --- | 0-0 | --- | 0 | 0 | 0 | 0 | 0-0 | 0 | 0 | 0 | 0 | 0.0 |
| KINGS | 4 | 960 | 139-304 | .457 | 14-48 | .292 | 87-106 | .821 | 34 | 113 | 147 | 62 | 76-0 | 28 | 48 | 20 | 379 | 94.8 |
| SPURS | 4 | 960 | 147-314 | .468 | 34-83 | .410 | 70-89 | .787 | 38 | 124 | 162 | 98 | 90-1 | 23 | 53 | 16 | 398 | 99.5 |

2007-08 SEASON SERIES (3-1) SAN ANTONIO SPURS VS. SACRAMENTO

| PLAYER | G-GS | MIN | FG-FGA | PCT | 3FG-A | PCT | FT-FTA | PCT | OFF | DEF | TOT | AST | PF-DQ | STL | TOT | BLK | PTS | AVG |
|------------------|------|-----|---------|-------|-------|------|--------|-------|-----|-----|-----|-----|-------|-----|-----|-----|-----|------|
| Parker | 4-4 | 131 | 28-61 | .459 | 4-7 | .571 | 18-24 | .750 | 2 | 18 | 20 | 29 | 4-0 | 4 | 8 | 1 | 78 | 19.5 |
| Duncan | 4-4 | 116 | 23-43 | .535 | 0-0 | --- | 24-28 | .857 | 6 | 27 | 33 | 12 | 14-1 | 9 | 8 | 6 | 70 | 17.5 |
| Orbanco | 4-4 | 110 | 19-28 | .679 | 0-0 | --- | 6-8 | .750 | 12 | 17 | 29 | 6 | 14-0 | 2 | 4 | 1 | 44 | 11.0 |
| Finley | 4-4 | 107 | 17-41 | .415 | 7-10 | .368 | 2-4 | .500 | 1 | 9 | 10 | 6 | 7-0 | 0 | 2 | 1 | 43 | 10.8 |
| Ginobili | 2-0 | 78 | 9-22 | .409 | 1-10 | .100 | 7-8 | .875 | 3 | 10 | 13 | 4 | 10-0 | 0 | 0 | 1 | 28 | 9.3 |
| Udoka | 4-0 | 73 | 13-23 | .565 | 8-12 | .667 | 3-3 | 1.000 | 1 | 10 | 11 | 4 | 10-0 | 2 | 2 | 0 | 37 | 9.3 |
| Thomas (TOT) | 4-2 | 103 | 14-23 | .609 | 0-0 | --- | 8-10 | .800 | 4 | 26 | 30 | 1 | 13-0 | 4 | 3 | 5 | 36 | 9.0 |
| Thomas (SA) | 2-0 | 49 | 4-9 | .444 | 0-0 | --- | 0-0 | --- | 3 | 9 | 12 | 0 | 5-0 | 2 | 2 | 1 | 8 | 4.0 |
| Bowen | 4-4 | 110 | 10-20 | .500 | 5-10 | .500 | 3-5 | .600 | 1 | 10 | 11 | 4 | 6-0 | 1 | 3 | 0 | 28 | 7.0 |
| Bonner | 4-0 | 47 | 9-18 | .500 | 3-9 | .333 | 0-0 | --- | 2 | 4 | 6 | 1 | 5-0 | 0 | 3 | 1 | 21 | 5.3 |
| Mahinmi | 1-0 | 6 | 2-2 | 1.000 | 0-0 | --- | 1-1 | 1.000 | 0 | 2 | 2 | 0 | 3-0 | 0 | 2 | 5 | 5.0 | |
| Barry | 3-0 | 46 | 4-17 | .235 | 3-13 | .231 | 2-2 | 1.000 | 2 | 1 | 3 | 3 | 2-0 | 1 | 3 | 0 | 13 | 4.3 |
| Washington | 2-0 | 22 | 1-10 | .100 | 1-3 | .333 | 1-2 | .500 | 1 | 4 | 5 | 0 | 1-0 | 0 | 1 | 0 | 8 | 4.0 |
| Vaughn | 2-0 | 38 | 4-15 | .267 | 0-0 | --- | 3-4 | .750 | 0 | 0 | 0 | 10 | 3-0 | 0 | 3 | 0 | 11 | 3.7 |
| Elson | 2-0 | 20 | 2-4 | .500 | 0-0 | --- | 0-0 | --- | 4 | 3 | 7 | 3 | 5-0 | 1 | 1 | 1 | 4 | 2.0 |
| Horry | 1-0 | 2 | 0-0 | --- | 0-0 | --- | 0-0 | --- | 0 | 0 | 0 | 0 | 1-0 | 0 | 0 | 0 | 0 | 0.0 |
| Stoudamire (TOT) | 1-0 | 3 | 0-1 | .000 | 0-0 | --- | 0-0 | --- | 0 | 0 | 0 | 2 | 0-0 | 0 | 0 | 0 | 0 | 0.0 |
| Stoudamire (SA) | 1-0 | 3 | 0-1 | .000 | 0-0 | --- | 0-0 | --- | 0 | 0 | 0 | 2 | 0-0 | 0 | 0 | 0 | 0 | 0.0 |
| SPURS | 4 | 960 | 147-314 | .468 | 34-83 | .410 | 70-89 | .787 | 38 | 124 | 162 | 98 | 90-1 | 23 | 53 | 16 | 398 | 99.5 |
| KINGS | 4 | 960 | 139-304 | .457 | 14-48 | .292 | 87-106 | .821 | 34 | 113 | 147 | 62 | 76-0 | 28 | 48 | 20 | 379 | 94.8 |

SAN ANTONIO SPURS

| DATE | W/L | H/A | SCORE | +/- |
|----------|-----|-----|----------|-----|
| 11/19/85 | W | A | 103-99 | +4 |
| 1/2/86 | W | H | 114-106 | +8 |
| 2/16/86 | L | A | 94-113 | -19 |
| 2/20/86 | W | H | 107-105 | +2 |
| 3/11/86 | W | H | 132-120 | +12 |
| 4/1/86 | W | A | 109-99 | +10 |
| 1/29/87 | L | H | 107-113 | -6 |
| 2/24/87 | W | A | 112-106 | +6 |
| 3/6/87 | L | A | 119-130 | -11 |
| 3/17/87 | L | H | 106-108 | -2 |
| 4/8/87 | W | A | 111-110 | +1 |
| 4/13/87 | W | H | 123-118 | +5 |
| 12/22/87 | W | H | 120-96 | +24 |
| 12/30/87 | L | A | 108-140 | -32 |
| 1/7/88 | L | H | 119-124 | -5 |
| 3/4/88 | W | A | 134-132 | +2 |
| 4/6/88 | W | H | 115-109 | +6 |
| 4/15/88 | L | A | 112-116 | -4 |
| 12/13/88 | W | H | 108-89 | +19 |
| 12/21/88 | L | A | 107-125 | -18 |
| 2/7/89 | W | H | 114-99 | +15 |
| 4/6/89 | L | A | 116-122 | -6 |
| 12/20/89 | L | A | 100-103 | -3 |
| 2/26/90 | L | H | 96-105 | -9 |
| 4/7/90 | L | H | 93-111 | -18 |
| 4/14/90 | L | A | 94-105 | -11 |
| 11/15/90 | L | H | 93-122 | -29 |
| 12/28/90 | L | A | 88-104 | -16 |
| 3/16/91 | W | H | 92-85 | +7 |
| 3/19/91 | L | A | 101-104 | -3 |
| 12/3/91 | W | H | 99-94 | +5 |
| 12/23/91 | L | A | 90-101 | -11 |
| 2/16/92 | L | H | 106-112 | -6 |
| 3/18/92 | L | A | 89-118 | -29 |
| 11/6/92 | W | H | 114-106 | +8 |
| 1/30/93 | L | A | 124-129 | -5 |
| 4/13/93 | L | H | 100-110 | -10 |
| 4/16/93 | W | A | 100-93 | +7 |
| 11/12/93 | W | H | 93-91 | +2 |
| 1/25/94 | L | A | 91-107 | -16 |
| 3/19/94 | L | A | 100-107 | -7 |
| 3/24/94 | L | H | 91-107 | -16 |
| 1/31/95 | L | H | 96-97 | -1 |
| 2/4/95 | L | A | 96-97 | -1 |
| 4/6/95 | L | H | 94-96 | -2 |
| 4/14/95 | L | A | 88-98 | -10 |
| 12/16/95 | L | A | 106-122 | -16 |
| 12/26/95 | W | H | 115-98 | +17 |
| 2/23/96 | L | H | 105-112 | -7 |
| 4/3/96 | L | A | 96-117 | -21 |
| 1/17/97 | L | A | 76-96 | -20 |
| 2/3/97 | W | A | 85-79 | +6 |
| 3/21/97 | W | H | 114-110* | +4 |
| 4/14/97 | W | H | 120-106 | +14 |
| 1/10/98 | L | A | 67-109 | -42 |
| 2/1/98 | L | H | 97-103 | -6 |
| 3/2/98 | L | H | 95-116 | -21 |
| 3/12/98 | L | A | 86-97 | -11 |
| 2/5/99 | L | A | 83-101 | -18 |
| 3/16/99 | L | H | 109-121 | -12 |
| 4/27/99 | W | H | 104-100* | +4 |

| DATE | W/L | H/A | SCORE | +/- |
|----------|-----|-----|----------|-----|
| 1/13/00 | W | H | 107-103 | +4 |
| 3/4/00 | W | A | 108-103* | +5 |
| 4/5/00 | W | A | 108-98 | +10 |
| 4/11/00 | L | H | 92-98* | -6 |
| 11/29/00 | L | A | 79-82 | -3 |
| 12/5/00 | W | H | 81-75 | +6 |
| 1/25/01 | L | H | 91-97 | -6 |
| 4/12/01 | W | A | 107-105* | +2 |
| 11/4/01 | W | H | 103-83 | +20 |
| 11/30/01 | W | A | 109-106* | +3 |
| 2/12/02 | L | A | 99-86 | +13 |
| 2/21/02 | L | A | 92-115 | -23 |
| 12/8/02 | W | A | 104-80 | +24 |
| 12/19/02 | L | H | 81-83 | -2 |
| 2/16/03 | L | H | 101-104 | -3 |
| 3/1/03 | L | A | 100-108 | -8 |
| 1/29/04 | W | A | 96-91 | +5 |
| 2/6/04 | L | H | 94-102 | -8 |
| 3/14/04 | W | H | 101-87 | +14 |
| 3/31/04 | L | A | 89-107 | -18 |
| 11/3/04 | L | A | 85-101 | -16 |
| 1/2/05 | W | H | 86-81 | +5 |
| 1/23/05 | L | H | 73-103 | -30 |
| 1/27/05 | L | A | 80-90 | -10 |
| 11/21/05 | L | H | 93-96 | -3 |
| 12/17/05 | L | A | 89-90 | -1 |
| 4/5/06 | W | A | 97-87 | +10 |
| 11/19/06 | L | H | 99-108 | -9 |
| 12/2/06 | L | A | 98-100 | -2 |
| 3/8/07 | L | H | 93-100 | -7 |
| 4/11/07 | L | A | 100-109 | -9 |
| 11/2/07 | L | A | 80-96 | -16 |
| 11/26/07 | W | H | 112-99 | +13 |
| 3/21/08 | L | A | 89-102 | -13 |
| 4/14/08 | L | H | 98-101 | -3 |

| SAN ANTONIO | | | | | | | | | |
|----------------|----------------|--------------|--------------|----------------|-------|-----|-----|-----|-----|
| | OVR | HM | RD | NTL | | OVR | HM | RD | NTL |
| 76-77 | 1-3 | 1-1 | 0-2 | | 01-02 | 3-1 | 2-0 | 1-1 | |
| 77-78 | 0-4 | 0-2 | 0-2 | | 02-03 | 1-3 | 0-2 | 1-1 | |
| 78-79 | 1-3 | 1-1 | 0-2 | | 03-04 | 2-2 | 1-1 | 1-1 | |
| 79-80 | 1-1 | 1-0 | 0-1 | | 04-05 | 1-3 | 1-1 | 0-2 | |
| 80-81 | 2-4 | 1-2 | 1-2 | | 05-06 | 1-2 | 0-1 | 1-1 | |
| 81-82 | 1-5 | 1-2 | 0-3 | | 06-07 | 0-4 | 0-2 | 0-2 | |
| 82-83 | 3-3 | 1-2 | 2-1 | | 07-08 | 1-3 | 1-1 | 0-2 | |
| 83-84 | 5-1 | 3-0 | 2-1 | | | | | | |
| 84-85 | 2-4 | 2-1 | 0-3 | | | | | | |
| 85-86 | 5-1 | 3-0 | 2-1 | | | | | | |
| 86-87 | 3-3 | 1-2 | 2-1 | | | | | | |
| 87-88 | 3-3 | 2-1 | 1-2 | | | | | | |
| 88-89 | 2-2 | 2-0 | 0-2 | | | | | | |
| 89-90 | 0-4 | 0-2 | 0-2 | | | | | | |
| 90-91 | 1-3 | 1-1 | 0-2 | | | | | | |
| 91-92 | 1-3 | 1-1 | 0-2 | | | | | | |
| 92-93 | 2-2 | 1-1 | 1-1 | | | | | | |
| 93-94 | 1-3 | 1-1 | 0-2 | | | | | | |
| 94-95 | 0-4 | 0-2 | 0-2 | | | | | | |
| 95-96 | 1-3 | 1-1 | 0-2 | | | | | | |
| 96-97 | 3-1 | 2-0 | 1-1 | | | | | | |
| 97-98 | 0-4 | 0-2 | 0-2 | | | | | | |
| 98-99 | 1-2 | 1-1 | 0-1 | | | | | | |
| 99-00 | 3-1 | 1-1 | 2-0 | | | | | | |
| 00-01 | 2-2 | 1-1 | 1-1 | | | | | | |
| TOTALS | OVERALL | HOME | ROAD | NEUTRAL | | | | | |
| SAC-ERA | 37-59 | 23-25 | 14-34 | -2 | | | | | |
| 32 YRS | 53-87 | 34-36 | 19-51 | -2 | | | | | |

TORONTO RAPTORS

Air Canada Centre • 50 Bay Street • Toronto, Ontario, M5J 2X2

Phone: (416) 815-5600 — FAX: (416) 359-9213

Home Court (capacity): Air Canada Centre (19,800) - opened 1999

www.raptors.com



DIRECTORY

Chairman of the Board, Maple Leaf Sports & Entertainment..... Lawrence M. Tanenbaum
 President, CEO Richard Peddie
 President and General Manager..... Bryan Colangelo
 Head Coach..... Sam Mitchell
 Assistant Coaches..... Alex English, Jay Triano, Mike Evans
 Assistant Coach/Player Development..... Gord Herbert
 Head Athletic Trainer..... Scott McCullough
 Senior Director of Player Personnel..... Jim Kelly
 Director, Media Relations..... Jim LaBumard
 Coordinators, Media Relations..... Jamie Deans, Roven Yau
 Radio..... The FAN (590 AM), Paul Jones, Eric Smith
 TV..... CBC, Raptors NBA TV, The Score, TSN,
 Colors..... Matt Devlin, Leo Rautins, Jack Armstrong
 Red, Black, Silver

2008-09 SERIES SCHEDULE

| Date | Site | Time (PST) |
|-------|-------------------|------------|
| 12/26 | ARCO Arena | 7:00 p.m. |
| 1/25 | Air Canada Centre | 3:00 p.m. |

2007-08 VS. RAPTORS (1-1)

| Date | Site | W/L | Score |
|------|-------------------|-----|---------|
| 1/16 | Air Canada Centre | L | 91-116 |
| 3/16 | ARCO Arena | W | 106-100 |

ALL-TIME SERIES (13 years)

| | Overall | Home | Road |
|----------|---------|------|------|
| Sac-Era | 16-8 | 11-1 | 5-7 |
| All-Time | 16-8 | 11-1 | 5-7 |

CURRENT STREAKS

| | Overall | Home | Road |
|-------|---------|------|------|
| Kings | W1 | W10 | L4 |

BACKGROUND

Founded:..... 1995-96 expansion team, Toronto Raptors
 NBA Titles Won:..... None
 All-Time NBA Record:..... 429-605 (.415)
 2007-08 Record:..... 41-41 (2nd in Atlantic)
 2007-08 Playoff Results:..... Lost 1-4 to Orlando in First Round

SERIES FACTS

Last Home Win:..... 3/16/08 (106-100)
 Last Road Win:..... 2/22/04 (96-81)
 Last Home Loss:..... 3/13/97 (96-103)
 Last Road Loss:..... 1/16/08 (91-116)
 Biggest Win:..... 30 (94-64) vs. Tor., 11/14/03
 Biggest Loss:..... 16 (85-101) @ Tor., 1/17/07

2007-2008 SEASON SERIES (1-1) SACRAMENTO KINGS VS. TORONTO

| PLAYER | G-GS | MIN | FG-FGA | PCT | 3FG-A | PCT | FT-FTA | PCT | OFF | DEF | TOT | AST | PF-DQ | STL | TO BLK | PTS | AVG | |
|-------------------|------|-----|--------|-------|-------|-------|--------|-------|-----|-----|-----|-----|-------|-----|--------|-----|-----|-------|
| Martin | 2-1 | 73 | 17-36 | .472 | 4-8 | .500 | 16-20 | .800 | 1 | 11 | 12 | 5 | 3-0 | 3 | 8 | 0 | 54 | 27.0 |
| Bibby | 1-0 | 29 | 7-12 | .583 | 4-7 | .571 | 1-2 | .500 | 2 | 4 | 6 | 0 | 1-0 | 0 | 4 | 0 | 19 | 19.0 |
| Miller | 2-2 | 77 | 11-19 | .579 | 1-2 | .500 | 7-8 | .875 | 3 | 15 | 18 | 5 | 9-0 | 0 | 6 | 3 | 30 | 15.0 |
| Artest | 2-1 | 66 | 10-25 | .400 | 1-7 | .143 | 2-2 | 1.000 | 2 | 10 | 12 | 9 | 6-0 | 5 | 3 | 1 | 23 | 11.5 |
| Moore | 2-2 | 63 | 8-11 | .727 | 0-0 | --- | 3-3 | 1.000 | 2 | 7 | 9 | 0 | 6-0 | 2 | 2 | 0 | 19 | 9.5 |
| Salmons | 1-1 | 30 | 4-7 | .571 | 1-1 | 1.000 | 0-0 | --- | 0 | 2 | 2 | 2 | 1-0 | 2 | 3 | 1 | 9 | 9.0 |
| Udrih | 2-2 | 56 | 7-20 | .350 | 2-6 | .333 | 2-3 | .667 | 1 | 2 | 3 | 14 | 5-0 | 2 | 9 | 1 | 18 | 9.0 |
| Garcia | 2-1 | 55 | 6-15 | .400 | 2-7 | .286 | 1-1 | 1.000 | 2 | 4 | 6 | 1 | 2-0 | 1 | 5 | 2 | 15 | 7.5 |
| Johnson (TOT) | 3-2 | 46 | 4-12 | .333 | 0-0 | --- | 2-2 | 1.000 | 0 | 5 | 5 | 8 | 5-0 | 3 | 2 | 0 | 10 | 3.3 |
| Johnson (SAC) | 1-0 | 6 | 2-2 | 1.000 | 0-0 | --- | 0-0 | --- | 0 | 1 | 1 | 2 | 0-0 | 0 | 1 | 0 | 4 | 4.0 |
| S. Williams (TOT) | 2-0 | 32 | 2-7 | .286 | 0-0 | --- | 2-4 | .500 | 5 | 10 | 15 | 3 | 3-0 | 1 | 0 | 1 | 6 | 3.0 |
| S. Williams (SAC) | 1-0 | 6 | 0-1 | .000 | 0-0 | --- | 0-0 | --- | 2 | 4 | 6 | 0 | 1-0 | 0 | 0 | 0 | 0 | 0.0 |
| Douby | 2-0 | 12 | 2-7 | .286 | 1-3 | .333 | 0-0 | --- | 0 | 2 | 2 | 1 | 2-0 | 0 | 1 | 0 | 5 | 2.5 |
| Wright (TOT) | 1-0 | 7 | 1-2 | .500 | 0-0 | --- | 0-0 | --- | 1 | 0 | 1 | 0 | 1-0 | 0 | 0 | 0 | 2 | 2.0 |
| Hawes | 2-0 | 7 | 0-0 | --- | 0-0 | --- | 1-2 | .500 | 1 | 1 | 2 | 0 | 0-0 | 0 | 0 | 0 | 1 | 0.5 |
| J. Williams | 1-0 | 1 | 0-1 | .000 | 0-0 | --- | 0-0 | --- | 0 | 0 | 0 | 0 | 0-0 | 0 | 0 | 0 | 0 | 0.0 |
| KINGS | 2 | 480 | 74-156 | .474 | 16-41 | .390 | 33-41 | .805 | 16 | 63 | 79 | 39 | 36-0 | 15 | 42 | 8 | 197 | 98.5 |
| RAPTORS | 2 | 480 | 86-174 | .494 | 17-41 | .415 | 27-35 | .771 | 18 | 60 | 78 | 60 | 41-0 | 28 | 27 | 7 | 216 | 108.0 |

2007-2008 SEASON SERIES (1-1) TORONTO RAPTORS VS. SACRAMENTO

| PLAYER | G-GS | MIN | FG-FGA | PCT | 3FG-A | PCT | FT-FTA | PCT | OFF | DEF | TOT | AST | PF-DQ | STL | TO BLK | PTS | AVG | |
|------------|------|-----|--------|------|-------|------|--------|-------|-----|-----|-----|-----|-------|-----|--------|-----|-----|-------|
| Bosh | 1-1 | 42 | 11-12 | .917 | 0-0 | --- | 9-10 | .900 | 3 | 6 | 9 | 2 | 5-0 | 3 | 2 | 0 | 31 | 31.0 |
| Nesterovic | 1-1 | 48 | 10-18 | .556 | 0-0 | --- | 0-0 | --- | 2 | 6 | 8 | 1 | 3-0 | 2 | 1 | 2 | 20 | 20.0 |
| Delfino | 2-0 | 52 | 9-15 | .600 | 6-9 | .667 | 10-13 | .769 | 4 | 9 | 13 | 7 | 6-0 | 4 | 3 | 0 | 34 | 17.0 |
| Kapono | 2-0 | 47 | 15-28 | .536 | 4-9 | .444 | 0-0 | --- | 1 | 4 | 5 | 3 | 2-0 | 2 | 2 | 0 | 34 | 17.0 |
| Calderon | 2-2 | 68 | 10-19 | .526 | 3-5 | .600 | 0-0 | --- | 1 | 5 | 6 | 23 | 3-0 | 6 | 4 | 0 | 23 | 11.5 |
| Parker | 2-2 | 68 | 10-22 | .455 | 2-6 | .333 | 1-3 | .333 | 0 | 7 | 7 | 11 | 4-0 | 5 | 6 | 2 | 23 | 11.5 |
| Humphries | 2-0 | 35 | 8-17 | .471 | 0-0 | --- | 3-4 | .750 | 3 | 4 | 7 | 1 | 3-0 | 2 | 1 | 2 | 19 | 9.5 |
| Ford | 1-0 | 20 | 3-8 | .375 | 0-0 | --- | 1-1 | 1.000 | 0 | 1 | 1 | 5 | 3-0 | 2 | 3 | 0 | 7 | 7.0 |
| Moon | 2-2 | 45 | 5-12 | .417 | 1-4 | .250 | 2-2 | 1.000 | 2 | 8 | 10 | 5 | 5-0 | 2 | 2 | 1 | 13 | 6.5 |
| Bargnani | 2-2 | 43 | 5-20 | .250 | 1-6 | .167 | 1-2 | .500 | 0 | 9 | 9 | 0 | 6-0 | 0 | 2 | 0 | 12 | 6.0 |
| Dixon | 1-0 | 7 | 0-2 | .000 | 0-1 | .000 | 0-0 | --- | 2 | 1 | 3 | 2 | 0-0 | 0 | 0 | 0 | 0 | 0.0 |
| Graham | 1-0 | 2 | 0-0 | --- | 0-0 | --- | 0-0 | --- | 0 | 0 | 0 | 0 | 1-0 | 0 | 0 | 0 | 0 | 0.0 |
| Martin | 1-0 | 2 | 0-1 | .000 | 0-1 | .000 | 0-0 | --- | 0 | 0 | 0 | 0 | 0-0 | 0 | 0 | 0 | 0 | 0.0 |
| RAPTORS | 2 | 480 | 86-174 | .494 | 17-41 | .415 | 27-35 | .771 | 18 | 60 | 78 | 60 | 41-0 | 28 | 27 | 7 | 216 | 108.0 |
| KINGS | 2 | 480 | 74-156 | .474 | 16-41 | .390 | 33-41 | .805 | 16 | 63 | 79 | 39 | 36-0 | 15 | 42 | 8 | 197 | 98.5 |

TORONTO RAPTORS

| DATE | W/L | H/A | SCORE | +/- |
|----------|-----|-----|------------|-----|
| 11/8/95 | W | A | 109-90 | +19 |
| 1/30/96 | W | H | 102-75 | +27 |
| 11/26/96 | W | A | 98-87 | +11 |
| 3/13/97 | L | H | 96-103 | -7 |
| 1/21/98 | L | A | 98-99 | -1 |
| 1/30/98 | W | H | 123-97 | +26 |
| 1/6/00 | L | A | 89-101 | -12 |
| 3/10/00 | W | H | 103-88 | +15 |
| 2/23/01 | W | A | 119-118*** | +1 |
| 3/6/01 | W | H | 98-91 | +7 |
| 11/13/01 | W | H | 95-86 | +9 |
| 3/17/02 | W | A | 116-113 | +3 |
| 1/26/03 | L | A | 97-101 | -4 |
| 3/14/03 | W | H | 119-84 | +35 |
| 11/14/03 | W | H | 94-64 | +30 |
| 2/22/04 | W | A | 96-81 | +15 |
| 11/9/04 | W | H | 108-92 | +16 |
| 1/5/05 | L | A | 93-96 | -3 |
| 11/25/06 | W | H | 106-104 | +2 |
| 1/29/06 | L | A | 123-124* | -1 |
| 11/12/06 | W | H | 107-92 | +15 |
| 1/17/07 | L | A | 85-101 | -16 |
| 1/16/08 | L | A | 91-116 | -25 |
| 3/16/08 | W | H | 106-100 | +6 |

| TORONTO | | | | | | | | | |
|----------------|----------------|-------------|-------------|----------------|--|-----|----|----|-----|
| | OVR | HM | RD | NTL | | OVR | HM | RD | NTL |
| 95-96 | 2-0 | 1-0 | 1-0 | | | | | | |
| 96-97 | 1-1 | 0-1 | 1-0 | | | | | | |
| 97-98 | 1-1 | 1-0 | 0-1 | | | | | | |
| 98-99 | 0-0 | 0-0 | 0-0 | | | | | | |
| 99-00 | 1-1 | 1-0 | 0-1 | | | | | | |
| 00-01 | 2-0 | 1-0 | 1-0 | | | | | | |
| 01-02 | 2-0 | 1-0 | 1-0 | | | | | | |
| 02-03 | 1-1 | 1-0 | 0-1 | | | | | | |
| 03-04 | 2-0 | 1-0 | 1-0 | | | | | | |
| 04-05 | 1-1 | 1-0 | 0-1 | | | | | | |
| 05-06 | 1-1 | 1-0 | 0-1 | | | | | | |
| 06-07 | 1-1 | 1-0 | 0-1 | | | | | | |
| 07-08 | 1-1 | 1-0 | 0-1 | | | | | | |
| TOTALS | OVERALL | HOME | ROAD | NEUTRAL | | | | | |
| SAC-ERA | 16-8 | 11-1 | 5-7 | | | | | | |
| 13 YRS | | | | | | | | | |



VINCE CARTER

UTAH JAZZ

301 West South Temple • Salt Lake City, UT 84101

Phone: (801) 325-2500 — FAX: (801) 325-2578

Home Court (Capacity): Delta Center (19,911) - opened 1991

www.utahjazz.com



2008-09 SERIES SCHEDULE

| Date | Site | Time (PST) |
|-------|------------------|------------|
| 11/28 | EnergySol. Arena | 6:00 p.m. |
| 12/2 | ARCO Arena | 7:00 p.m. |
| 2/6 | ARCO Arena | 7:00 p.m. |
| 2/28 | EnergySol. Arena | 6:00 p.m. |

2007-08 VS. JAZZ (2-2)

| Date | Site | W/L | Score |
|-------|--------------------|-----|---------|
| 11/12 | EnergySol. Arena L | | 93-117 |
| 12/4 | ARCO Arena W | | 117-107 |
| 1/25 | EnergySol. Arena L | | 113-127 |
| 2/8 | ARCO Arena W | | 117-104 |

ALL-TIME SERIES (34 years)

| | Overall | Home | Road |
|----------|---------|-------|-------|
| Sac-Era | 37-58 | 23-25 | 14-33 |
| All-Time | 70-81 | 48-28 | 22-53 |

CURRENT STREAKS

| | Overall | Home | Road |
|-------|---------|------|------|
| Kings | W1 | W3 | L2 |

DIRECTORY

| | |
|---|--|
| Owner | Larry H. Miller |
| Executive VP, Basketball Operations/General Manager | Kevin O'Connor |
| Head Coach | Jerry Sloan |
| Assistant Coaches | Phil Johnson, Tyrone Corbin, Scott Layden |
| Assistant Coach/Player Development | Mark McKown |
| Head Athletic Trainer | Gary Briggs |
| Director of Basketball Operations | Richard Smith |
| Head Scout | David Fredman |
| Vice President, Communications | Linda Luchetti |
| Director, Communications | Jonathan Rinehart |
| Manager, Communications | Derek Garduño |
| Coordinator, Communications | Hannah Lee |
| Radio | The Fan (KFNZ 1320 AM), "Hot" Rod Hundley |
| TV | KJZZ (Ch. 14), FOX Sports Net Utah (cable), Craig Bolerjack, Ron Boone |
| Colors | Navy, Light Blue, Purple |

BACKGROUND

| | |
|--------------------------|---|
| Founded: | 1974-75, New Orleans Jazz; 1979-80, Utah Jazz |
| NBA Titles Won: | None |
| All-Time NBA Record: | 1493-1263 (.542) |
| 2007-08 Record: | .54-28 (1st in Northwest) |
| 2007-08 Playoff Results: | Won 4-2 over Houston in First Round, Lost 2-4 to LA Lakers in Western Conference Semifinals |

SERIES FACTS

| | |
|-----------------|--------------------------------|
| Last Home Win: | 2/8/08 (117-104) |
| Last Road Win: | 12/15/06 (98-97) |
| Last Home Loss: | 11/22/06 (101-110) |
| Last Road Loss: | 1/25/08 (113-127) |
| Biggest Win: | 36 (119-83) vs. Utah, 11/15/05 |
| Biggest Loss: | 42 (88-130) @ Utah, 1/25/95 |

2007-2008 SEASON SERIES (2-2) SACRAMENTO KINGS VS. UTAH

| PLAYER | G-GS | MIN | FG-FGA | PCT | 3FG-A | PCT | FT-FTA | PCT | OFF | DEF | TOT | AST | PF-DQ | STL | TO | BLK | PTS | AVG |
|-------------------|------|-----|---------|------|-------|------|---------|-------|-----|-----|-----|-----|-------|-----|----|-----|-----|-------|
| Martin | 4-4 | 134 | 31-58 | .534 | 11-19 | .579 | 32-39 | .821 | 2 | 15 | 17 | 6 | 9-0 | 4 | 10 | 1 | 105 | 26.3 |
| Artest | 3-3 | 112 | 19-43 | .442 | 2-8 | .250 | 20-26 | .769 | 10 | 14 | 24 | 10 | 12-1 | 3 | 8 | 1 | 60 | 20.0 |
| Salmons | 4-2 | 131 | 24-42 | .571 | 3-5 | .600 | 18-22 | .818 | 6 | 9 | 15 | 12 | 1-0 | 4 | 5 | 2 | 69 | 17.3 |
| Johnson (TOT) | 1-1 | 45 | 7-11 | .636 | 3-4 | .750 | 0-0 | --- | 0 | 1 | 1 | 14 | 4-0 | 1 | 3 | 0 | 17 | 17.0 |
| Miller | 3-3 | 105 | 11-21 | .524 | 3-4 | .750 | 19-21 | .905 | 7 | 18 | 25 | 7 | 8-0 | 3 | 7 | 3 | 44 | 14.7 |
| Garcia | 4-1 | 87 | 16-29 | .552 | 4-11 | .364 | 8-10 | .800 | 3 | 6 | 9 | 4 | 13-0 | 1 | 7 | 1 | 44 | 11.0 |
| Bibby | 2-2 | 60 | 7-17 | .412 | 2-5 | .400 | 2-2 | 1.000 | 1 | 9 | 10 | 10 | 5-0 | 2 | 5 | 0 | 18 | 9.0 |
| Udrih | 4-1 | 104 | 11-31 | .357 | 3-9 | .333 | 7-11 | .636 | 1 | 4 | 5 | 8 | 7-0 | 5 | 8 | 0 | 32 | 8.0 |
| Moore | 4-3 | 104 | 8-18 | .444 | 0-0 | --- | 9-13 | .692 | 5 | 19 | 24 | 2 | 13-0 | 1 | 4 | 0 | 25 | 6.3 |
| Douby | 4-0 | 38 | 6-10 | .600 | 4-5 | .800 | 8-8 | 1.000 | 0 | 2 | 2 | 3 | 4-0 | 3 | 4 | 2 | 24 | 6.0 |
| Hawes | 4-0 | 35 | 6-13 | .462 | 0-1 | .000 | 3-4 | .750 | 3 | 6 | 9 | 1 | 5-0 | 0 | 3 | 0 | 15 | 3.8 |
| Watkins | 1-0 | 4 | 1-2 | .500 | 0-0 | --- | 0-0 | --- | 0 | 0 | 0 | 0 | 0-0 | 0 | 1 | 0 | 2 | 2.0 |
| S. Williams (TOT) | 1-0 | 15 | 0-0 | --- | 0-0 | --- | 2-4 | .500 | 1 | 1 | 2 | 0 | 2-0 | 0 | 1 | 1 | 2 | 2.0 |
| J. Williams | 2-0 | 5 | 1-3 | .333 | 0-0 | --- | 0-0 | --- | 0 | 1 | 1 | 0 | 1-0 | 0 | 0 | 1 | 2 | 1.0 |
| Abdur-Rahim | 1-0 | 7 | 0-3 | .000 | 0-0 | --- | 0-0 | --- | 2 | 0 | 2 | 2 | 1-0 | 0 | 0 | 0 | 0 | 0.0 |
| Greene | 1-0 | 3 | 0-1 | .000 | 0-0 | --- | 0-0 | --- | 0 | 2 | 2 | 0 | 0-0 | 0 | 0 | 0 | 0 | 0.0 |
| Jones | 2-0 | 2 | 0-1 | .000 | 0-0 | --- | 0-0 | --- | 0 | 0 | 0 | 0 | 0-0 | 0 | 0 | 0 | 0 | 0.0 |
| Thomas | 2-1 | 28 | 0-2 | .000 | 0-0 | --- | 0-2 | .000 | 2 | 4 | 6 | 4 | 3-0 | 0 | 2 | 0 | 0 | 0.0 |
| KINGS | 4 | 960 | 141-293 | .481 | 32-67 | .478 | 126-158 | .797 | 42 | 109 | 151 | 69 | 93-1 | 26 | 68 | 11 | 440 | 110.0 |
| JAZZ | 4 | 960 | 167-332 | .503 | 24-57 | .421 | 97-120 | .808 | 42 | 107 | 149 | 106 | 111-0 | 33 | 53 | 24 | 455 | 113.8 |

2007-2008 SEASON SERIES (2-2) UTAH JAZZ VS. SACRAMENTO

| PLAYER | G-GS | MIN | FG-FGA | PCT | 3FG-A | PCT | FT-FTA | PCT | OFF | DEF | TOT | AST | PF-DQ | STL | TO | BLK | PTS | AVG |
|--------------|------|-----|---------|-------|-------|-------|---------|-------|-----|-----|-----|-----|-------|-----|----|-----|-----|-------|
| Boozler | 4-4 | 144 | 44-67 | .657 | 0-0 | --- | 19-23 | .826 | 8 | 35 | 43 | 10 | 17-0 | 7 | 10 | 2 | 107 | 26.8 |
| Williams | 4-4 | 157 | 26-61 | .426 | 5-13 | .385 | 13-14 | .929 | 0 | 8 | 8 | 37 | 8-0 | 2 | 14 | 2 | 70 | 17.5 |
| Kiriленko | 4-4 | 143 | 18-29 | .621 | 6-10 | .600 | 18-22 | .818 | 8 | 14 | 22 | 23 | 9-0 | 1 | 7 | 12 | 60 | 15.0 |
| Brewer | 3-3 | 92 | 13-23 | .565 | 1-3 | .333 | 12-15 | .800 | 6 | 10 | 16 | 9 | 6-0 | 6 | 1 | 0 | 39 | 13.0 |
| Okur | 4-4 | 129 | 19-55 | .345 | 5-16 | .313 | 9-12 | .750 | 6 | 16 | 22 | 10 | 15-0 | 2 | 5 | 2 | 52 | 13.0 |
| Korver (TOT) | 4-0 | 100 | 16-31 | .516 | 4-6 | .250 | 6-6 | 1.000 | 2 | 3 | 5 | 4 | 15-1 | 2 | 6 | 0 | 42 | 10.5 |
| Korver (UTA) | 2-0 | 42 | 7-16 | .438 | 2-9 | .222 | 3-3 | 1.000 | 1 | 1 | 2 | 2 | 9-0 | 2 | 2 | 0 | 19 | 9.5 |
| Harpring | 4-0 | 65 | 13-25 | .520 | 0-0 | --- | 11-13 | .846 | 2 | 7 | 9 | 2 | 12-0 | 2 | 5 | 1 | 37 | 9.3 |
| Giricek | 2-0 | 31 | 6-11 | .545 | 3-3 | 1.000 | 1-1 | 1.000 | 1 | 2 | 3 | 2 | 2-0 | 1 | 2 | 0 | 16 | 8.0 |
| Millsap | 4-0 | 73 | 9-23 | .391 | 0-0 | --- | 6-10 | .600 | 8 | 8 | 16 | 3 | 16-0 | 5 | 4 | 5 | 24 | 6.0 |
| Price | 3-0 | 21 | 5-7 | .714 | 2-3 | .667 | 1-2 | .500 | 0 | 3 | 3 | 2 | 2-0 | 3 | 0 | 0 | 13 | 4.3 |
| Hart | 4-0 | 29 | 6-11 | .545 | 0-0 | --- | 1-1 | 1.000 | 0 | 1 | 1 | 5 | 7-0 | 2 | 1 | 0 | 13 | 3.3 |
| Collins | 3-0 | 19 | 0-3 | .000 | 0-0 | --- | 3-4 | .750 | 2 | 2 | 4 | 1 | 5-0 | 0 | 2 | 0 | 3 | 1.0 |
| Miles | 2-1 | 14 | 1-1 | 1.000 | 0-0 | --- | 0-0 | --- | 0 | 0 | 0 | 0 | 3-0 | 0 | 0 | 0 | 2 | 1.0 |
| JAZZ | 4 | 960 | 167-332 | .503 | 24-57 | .421 | 97-120 | .808 | 42 | 107 | 149 | 106 | 111-0 | 33 | 53 | 24 | 455 | 113.8 |
| KINGS | 4 | 960 | 141-293 | .481 | 32-67 | .478 | 126-158 | .797 | 42 | 109 | 151 | 69 | 93-1 | 26 | 68 | 11 | 440 | 110.0 |

UTAH JAZZ

| DATE | W/L | H/A | SCORE | +/- |
|----------|-----|-----|----------|-----|
| 11/16/85 | L | H | 96-100 | -4 |
| 1/31/86 | L | A | 101-113 | -12 |
| 3/1/86 | L | A | 94-110 | -16 |
| 3/4/86 | W | H | 94-92 | +2 |
| 4/9/86 | W | A | 113-108 | +5 |
| 4/10/86 | L | H | 108-119 | -11 |
| 12/6/86 | L | H | 111-114 | -3 |
| 2/1/87 | L | H | 113-121 | -8 |
| 2/3/87 | L | A | 95-101 | -6 |
| 3/12/87 | L | H | 109-113 | -4 |
| 3/14/87 | L | A | 116-123 | -7 |
| 4/6/87 | W | A | 110-104 | +6 |
| 11/7/87 | L | A | 100-121 | -21 |
| 12/5/87 | L | H | 117-126 | -9 |
| 1/2/88 | W | H | 107-105 | +2 |
| 2/3/88 | L | A | 91-123 | -32 |
| 2/29/88 | L | H | 110-115 | -5 |
| 3/24/88 | L | A | 97-117 | -20 |
| 11/9/88 | L | A | 81-105 | -24 |
| 12/3/88 | L | H | 73-107 | -34 |
| 12/28/88 | L | A | 80-96 | -16 |
| 4/1/89 | W | H | 117-97 | +20 |
| 1/20/90 | L | H | 81-94 | -13 |
| 2/17/90 | L | A | 106-110 | -4 |
| 3/17/90 | W | H | 122-109* | +13 |
| 3/19/90 | L | A | 97-105 | -8 |
| 1/5/91 | L | H | 98-106 | -8 |
| 1/25/91 | L | A | 93-105 | -12 |
| 3/28/91 | W | H | 116-96 | +20 |
| 4/16/91 | L | A | 101-111 | -10 |
| 11/11/91 | L | A | 90-106 | -16 |
| 1/29/92 | L | A | 105-124 | -19 |
| 2/5/92 | W | H | 100-98 | +2 |
| 3/12/92 | L | H | 103-114 | -11 |
| 1/16/93 | L | A | 107-108 | -1 |
| 2/9/93 | L | H | 114-119 | -5 |
| 2/27/93 | W | A | 121-117 | +4 |
| 4/20/93 | W | H | 101-92 | +9 |
| 1/21/94 | L | A | 83-112 | -29 |
| 2/18/94 | W | H | 90-81 | +9 |
| 4/12/94 | L | A | 91-126 | -35 |
| 4/19/94 | L | H | 108-115 | -7 |
| 11/27/94 | L | H | 89-94 | -5 |
| 1/25/95 | L | A | 88-130 | -42 |
| 3/7/95 | L | H | 95-102* | -7 |
| 3/10/95 | L | A | 93-110 | -17 |
| 11/22/95 | L | A | 95-116 | -21 |
| 3/5/96 | L | H | 97-112 | -15 |
| 4/7/96 | L | H | 92-107 | -15 |
| 4/20/96 | L | A | 92-104 | -12 |
| 11/13/96 | L | A | 74-105 | -31 |
| 2/11/97 | L | H | 98-120 | -22 |
| 4/2/97 | L | A | 87-118 | -31 |
| 4/20/97 | L | H | 109-113 | -4 |
| 11/20/97 | W | H | 97-95 | +2 |
| 12/9/97 | W | H | 113-101 | +12 |
| 3/11/98 | L | A | 95-110 | -15 |
| 4/16/98 | L | A | 86-99 | -13 |
| 2/15/99 | L | A | 112-120* | -8 |
| 3/30/99 | W | H | 104-101* | +3 |
| 4/13/99 | L | H | 100-105* | -5 |

| DATE | W/L | H/A | SCORE | +/- |
|----------|-----|-----|----------|-----|
| 11/12/99 | W | H | 105-92 | +13 |
| 1/22/00 | L | H | 101-104 | -3 |
| 2/17/00 | L | A | 108-119 | -11 |
| 4/19/00 | L | A | 86-95 | -9 |
| 2/13/01 | W | A | 97-94* | +3 |
| 2/18/01 | L | H | 90-94 | -4 |
| 3/11/01 | W | H | 105-90 | +15 |
| 4/5/01 | W | A | 92-86 | +6 |
| 1/24/02 | W | H | 113-80 | +33 |
| 1/26/02 | W | A | 114-90 | +24 |
| 2/26/02 | W | H | 107-81 | +26 |
| 4/5/02 | W | A | 117-109 | +8 |
| 12/14/02 | W | A | 98-96 | +2 |
| 1/28/03 | L | H | 92-102 | -10 |
| 3/7/03 | W | A | 108-105* | +3 |
| 4/16/03 | W | H | 95-84 | +11 |
| 11/19/03 | W | A | 118-110 | +8 |
| 12/12/03 | W | A | 100-93 | +7 |
| 12/28/03 | W | H | 98-89 | +9 |
| 2/27/04 | L | H | 97-102 | -5 |
| 12/31/04 | W | A | 109-102 | +7 |
| 1/13/05 | W | H | 107-93 | +14 |
| 4/18/05 | L | A | 82-92 | -10 |
| 11/15/05 | W | H | 119-83 | +36 |
| 2/3/06 | L | A | 79-89 | -10 |
| 2/5/06 | W | H | 96-78 | +18 |
| 3/25/06 | W | A | 91-89 | +2 |
| 11/22/06 | L | H | 101-110 | -9 |
| 12/15/06 | W | A | 98-97 | +1 |
| 4/6/07 | W | H | 107-103 | +4 |
| 11/12/07 | L | A | 93-117 | -24 |
| 12/4/07 | W | H | 117-107 | +10 |
| 1/25/08 | L | A | 113-127 | -14 |
| 2/8/08 | W | H | 117-104 | +13 |

| UTAH | | | | | | | | | |
|----------------|----------------|--------------|--------------|----------------|-------|-----|-----|-----|-----|
| | OVR | HM | RD | NTL | | OVR | HM | RD | NTL |
| 74-75 | 2-2 | 2-0 | 0-2 | | 99-00 | 1-3 | 1-1 | 0-2 | |
| 75-76 | 1-3 | 1-1 | 0-2 | | 00-01 | 3-1 | 1-1 | 2-0 | |
| 76-77 | 2-2 | 2-0 | 0-2 | | 01-02 | 4-0 | 2-0 | 2-0 | |
| 77-78 | 2-2 | 2-0 | 0-2 | | 02-03 | 3-1 | 1-1 | 2-0 | |
| 78-79 | 3-1 | 2-0 | 1-1 | | 03-04 | 3-1 | 1-1 | 2-0 | |
| 79-80 | 6-0 | 3-0 | 3-0 | | 04-05 | 2-1 | 1-0 | 1-1 | |
| 80-81 | 5-1 | 3-0 | 2-1 | | 05-06 | 3-1 | 2-0 | 1-1 | |
| 81-82 | 3-3 | 2-1 | 1-2 | | 06-07 | 2-1 | 1-1 | 1-0 | |
| 82-83 | 4-2 | 3-0 | 1-2 | | 07-08 | 2-2 | 2-0 | 0-2 | |
| 83-84 | 3-3 | 3-0 | 0-3 | | | | | | |
| 84-85 | 2-4 | 2-1 | 0-3 | | | | | | |
| 85-86 | 2-4 | 1-2 | 1-2 | | | | | | |
| 86-87 | 1-5 | 0-3 | 1-2 | | | | | | |
| 87-88 | 1-5 | 1-2 | 0-3 | | | | | | |
| 88-89 | 1-3 | 1-1 | 0-2 | | | | | | |
| 89-90 | 1-3 | 1-1 | 0-2 | | | | | | |
| 90-91 | 1-3 | 1-1 | 0-2 | | | | | | |
| 91-92 | 1-3 | 1-1 | 0-2 | | | | | | |
| 92-93 | 2-2 | 1-1 | 1-1 | | | | | | |
| 93-94 | 1-3 | 1-1 | 0-2 | | | | | | |
| 94-95 | 0-4 | 0-2 | 0-2 | | | | | | |
| 95-96 | 0-4 | 0-2 | 0-2 | | | | | | |
| 96-97 | 0-4 | 0-2 | 0-2 | | | | | | |
| 97-98 | 2-2 | 2-0 | 0-2 | | | | | | |
| 98-99 | 1-2 | 1-1 | 0-1 | | | | | | |
| TOTALS | OVERALL | HOME | ROAD | NEUTRAL | | | | | |
| SAC-ERA | 37-58 | 23-25 | 14-33 | | | | | | |
| 34 YRS | 70-81 | 48-28 | 22-53 | | | | | | |

WASHINGTON WIZARDS

601 F Street NW • Washington, D.C. 20004

Phone: (202) 661-5000 — FAX: (202) 661-5113

Home Court (capacity): Verizon Center (20,173) - opened 1997

www.washingtonwizards.com



DIRECTORY

Owner Abe and Irene Pollin
 President Ernie Grunfeld
 Head Coach Eddie Jordan
 Associate Head Coach Mike O'Koren
 Assistant Coaches Phil Hubbard, Randy Ayers,
 Wes Unsel, Jr.
 Head Athletic Trainer Eric Waters
 Senior Director, Communications Scott Hall
 Director, Public Relations Brian Sereno
 Public Relations Coordinators Daren Jenkins, Steve McMenamin
 Radio WTEM Sportstalk 980 (980 AM), Dave Johnson, Glenn Consor
 TV Comcast SportsNet (cable), Steve Buckhantz, Phil Chener
 Colors Blue, Black, Gold

2008-09 SERIES SCHEDULE

| Date | Site | Time (PST) |
|------|----------------|------------|
| 1/21 | ARCO Arena | 7:00 p.m. |
| 3/15 | Verizon Center | 3:00 p.m. |

2007-08 VS. WIZARDS (0-2)

| Date | Site | W/L | Score |
|-------|----------------|-----|---------|
| 12/15 | Verizon Center | L | 79-92 |
| 3/28 | ARCO Arena | L | 108-114 |

ALL-TIME SERIES (47 years)

| | Overall | Home | Road |
|----------|---------|------|------|
| Sac-Era | 23-22 | 14-8 | 9-14 |
| All-Time | 96-81 | | |

CURRENT STREAKS

| | Overall | Home | Road |
|-------|---------|------|------|
| Kings | L6 | L3 | L3 |

BACKGROUND

Founded: 1961-62, Chicago Packers; 1962-63, Chicago Zephyrs;
 1963-64, Baltimore Bullets; 1973-74, Capital Bullets;
 1974-75, Washington Bullets; 1997-98, Washington Wizards
 NBA Titles Won: 1, 1977-78
 All-Time NBA Record: 1756-2055 (.461)
 2007-08 Record: 43-39 (2nd in Southeast)
 2007-08 Playoff Results: Lost 2-4 to Cleveland in First Round

SERIES FACTS

Last Home Win: 12/21/04 (104-93)
 Last Road Win: 2/27/05 (110-108)
 Last Home Loss: 3/28/08 (108-114)
 Last Road Loss: 12/15/07 (79-92)
 Biggest Win: 34 (106-72) vs. Wash., 12/19/00
 Biggest Loss: 43 (108-151) @ Wash., 3/3/65

2007-2008 SEASON SERIES (0-2) SACRAMENTO KINGS VS. WASHINGTON

| PLAYER | G-GS | MIN | FG-FGA | PCT | 3FG-A | PCT | FT-FTA | PCT | OFF | DEF | TOT | AST | PF-DQ | STL | TO | BLK | PTS | AVG |
|-------------------|------|-----|--------|------|-------|------|--------|-------|-----|-----|-----|-----|-------|-----|----|-----|-----|-------|
| Martin | 1-1 | 37 | 6-11 | .545 | 1-4 | .250 | 12-14 | .857 | 0 | 2 | 2 | 4 | 1-0 | 0 | 1 | 0 | 25 | 25.0 |
| Artest | 2-2 | 75 | 14-32 | .438 | 2-7 | .286 | 8-9 | .889 | 1 | 4 | 5 | 2 | 6-0 | 3 | 7 | 0 | 38 | 19.0 |
| Miller | 2-2 | 74 | 13-22 | .591 | 1-3 | .333 | 4-6 | .667 | 2 | 15 | 17 | 5 | 7-0 | 0 | 5 | 5 | 31 | 15.5 |
| Garcia | 2-0 | 51 | 9-17 | .529 | 6-11 | .545 | 3-4 | .750 | 1 | 9 | 10 | 2 | 4-0 | 2 | 7 | 1 | 27 | 13.5 |
| Udrih | 1-1 | 34 | 4-12 | .333 | 2-5 | .400 | 2-2 | 1.000 | 0 | 4 | 4 | 10 | 2-0 | 1 | 2 | 0 | 12 | 12.0 |
| Salmons | 2-1 | 67 | 6-17 | .353 | 0-2 | .000 | 8-10 | .800 | 2 | 12 | 14 | 7 | 5-0 | 5 | 5 | 1 | 20 | 10.0 |
| Jones | 1-0 | 17 | 3-6 | .500 | 0-1 | .000 | 3-5 | .600 | 0 | 1 | 1 | 1 | 1-0 | 0 | 0 | 0 | 9 | 9.0 |
| Johnson (TOT) | 3-3 | 111 | 8-22 | .364 | 5-7 | .714 | 2-2 | 1.000 | 1 | 7 | 8 | 18 | 4-0 | 2 | 8 | 1 | 23 | 7.7 |
| Johnson (SAC) | 1-1 | 29 | 5-8 | .625 | 3-4 | .750 | 0-0 | --- | 0 | 3 | 3 | 1 | 0-0 | 1 | 5 | 0 | 13 | 13.0 |
| Moore | 2-2 | 48 | 3-8 | .375 | 0-0 | --- | 2-6 | .333 | 6 | 8 | 14 | 4 | 8-0 | 1 | 3 | 2 | 8 | 4.0 |
| S. Williams (TOT) | 2-0 | 8 | 2-3 | .667 | 0-0 | --- | 0-0 | --- | 0 | 2 | 2 | 0 | 0-0 | 0 | 1 | 0 | 4 | 2.0 |
| S. Williams (SAC) | 1-0 | 8 | 2-3 | .667 | 0-0 | --- | 0-0 | --- | 0 | 2 | 2 | 0 | 0-0 | 0 | 0 | 0 | 4 | 4.0 |
| Douby | 2-0 | 10 | 0-4 | .000 | 0-2 | .000 | 0-0 | --- | 0 | 0 | 0 | 0 | 0-0 | 0 | 0 | 0 | 0 | 0.0 |
| Hawes | 2-0 | 13 | 0-1 | .000 | 0-0 | --- | 0-0 | --- | 2 | 5 | 7 | 0 | 3-0 | 0 | 3 | 1 | 0 | 0.0 |
| Thomas | 1-0 | 13 | 0-0 | --- | 0-0 | --- | 0-0 | --- | 1 | 2 | 3 | 0 | 1-0 | 0 | 0 | 0 | 0 | 0.0 |
| J. Williams | 1-0 | 3 | 0-0 | --- | 0-0 | --- | 0-0 | --- | 0 | 1 | 1 | 0 | 0-0 | 0 | 0 | 0 | 0 | 0.0 |
| Wright (TOT) | 1-0 | 6 | 0-1 | .000 | 0-0 | --- | 0-0 | --- | 0 | 3 | 3 | 0 | 0-0 | 0 | 0 | 0 | 0 | 0.0 |
| KINGS | 2 | 480 | 65-141 | .461 | 15-39 | .385 | 42-56 | .750 | 15 | 68 | 83 | 36 | 38-0 | 13 | 39 | 10 | 187 | 93.5 |
| WIZARDS | 2 | 480 | 75-170 | .441 | 17-42 | .405 | 39-47 | .830 | 22 | 61 | 83 | 40 | 43-0 | 15 | 26 | 6 | 206 | 103.0 |

2007-2008 SEASON SERIES (2-0) WASHINGTON WIZARDS VS. SACRAMENTO

| PLAYER | G-GS | MIN | FG-FGA | PCT | 3FG-A | PCT | FT-FTA | PCT | OFF | DEF | TOT | AST | PF-DQ | STL | TO | BLK | PTS | AVG |
|-----------|------|-----|--------|------|-------|-------|--------|-------|-----|-----|-----|-----|-------|-----|----|-----|------|-------|
| Jamison | 2-2 | 80 | 16-33 | .485 | 3-9 | .333 | 6-8 | .750 | 3 | 18 | 21 | 2 | 4-0 | 4 | 4 | 0 | 41 | 20.5 |
| Stevenson | 2-2 | 82 | 13-23 | .565 | 8-14 | .571 | 5-5 | 1.000 | 2 | 6 | 8 | 10 | 5-0 | 1 | 0 | 0 | 39 | 19.5 |
| Butler | 2-2 | 82 | 9-31 | .290 | 2-7 | .286 | 10-10 | 1.000 | 1 | 9 | 10 | 15 | 6-0 | 7 | 7 | 0 | 30 | 15.0 |
| Haywood | 2-2 | 49 | 6-18 | .333 | 0-0 | --- | 12-16 | .750 | 9 | 8 | 17 | 3 | 6-0 | 0 | 3 | 24 | 12.0 | |
| Daniels | 1-1 | 37 | 5-9 | .556 | 1-1 | 1.000 | 0-1 | .000 | 0 | 5 | 5 | 3 | 2-0 | 1 | 2 | 0 | 11 | 11.0 |
| Mason | 2-0 | 52 | 9-21 | .429 | 2-9 | .222 | 0-0 | --- | 1 | 2 | 3 | 3 | 5-0 | 1 | 4 | 0 | 20 | 10.0 |
| Songaila | 2-0 | 35 | 7-13 | .538 | 0-0 | --- | 5-5 | 1.000 | 2 | 6 | 8 | 1 | 3-0 | 0 | 3 | 0 | 19 | 9.5 |
| Young | 2-1 | 25 | 6-11 | .545 | 1-2 | .500 | 0-0 | --- | 1 | 0 | 1 | 2 | 5-0 | 1 | 1 | 0 | 13 | 6.5 |
| Blatche | 2-0 | 24 | 3-9 | .333 | 0-0 | --- | 1-2 | .500 | 3 | 4 | 7 | 1 | 6-0 | 0 | 4 | 1 | 7 | 3.5 |
| McGuire | 2-0 | 14 | 1-2 | .500 | 0-0 | --- | 0-0 | --- | 0 | 3 | 3 | 0 | 1-0 | 0 | 1 | 2 | 2 | 1.0 |
| WIZARDS | 2 | 480 | 75-170 | .441 | 17-42 | .405 | 39-47 | .830 | 22 | 61 | 83 | 40 | 43-0 | 15 | 26 | 6 | 206 | 103.0 |
| KINGS | 2 | 480 | 65-141 | .461 | 15-39 | .385 | 42-56 | .750 | 15 | 68 | 83 | 36 | 38-0 | 13 | 39 | 10 | 187 | 93.5 |

WASHINGTON WIZARDS

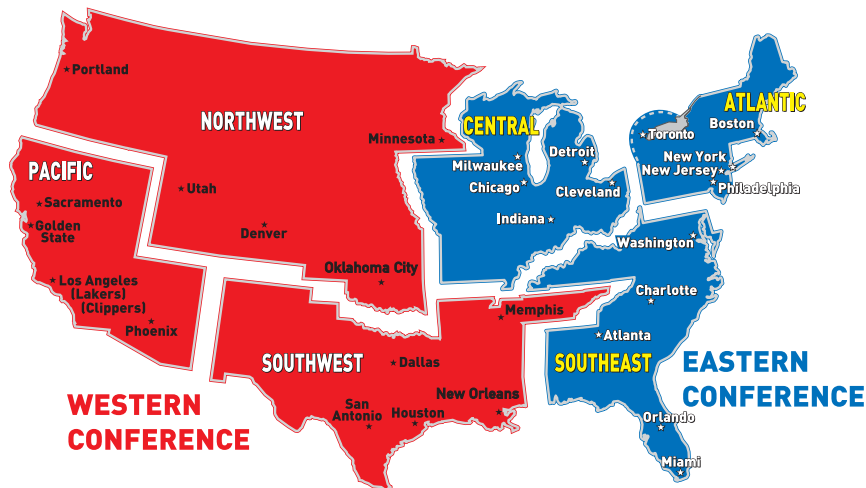
| DATE | W/L | H/A | SCORE | +/- |
|----------|-----|-----|---------|-----|
| 12/8/85 | L | A | 89-111 | -22 |
| 1/6/86 | W | H | 106-87 | +19 |
| 1/12/87 | L | A | 109-113 | -4 |
| 2/14/87 | W | H | 136-111 | +25 |
| 1/17/88 | L | A | 113-130 | -17 |
| 2/25/88 | L | H | 110-129 | -19 |
| 2/14/89 | L | H | 99-107 | -8 |
| 3/10/89 | L | A | 97-114 | -17 |
| 2/2/90 | L | A | 99-108 | -9 |
| 2/13/90 | W | H | 106-98 | +8 |
| 11/20/90 | W | A | 87-82 | +5 |
| 12/6/90 | W | H | 104-86 | +18 |
| 2/12/92 | W | H | 98-97 | +1 |
| 2/23/92 | W | A | 124-117 | +5 |
| 12/8/93 | L | H | 106-114 | -8 |
| 4/1/93 | W | A | 117-97 | +20 |
| 12/23/93 | W | H | 114-88 | +26 |
| 12/29/93 | W | A | 103-97 | +6 |
| 12/20/94 | W | H | 105-102 | +3 |
| 2/25/95 | L | A | 98-102 | -4 |
| 1/12/96 | L | A | 88-117 | -29 |
| 3/3/96 | L | H | 99-108 | -9 |
| 12/16/96 | L | H | 89-97 | -8 |
| 1/25/97 | L | A | 105-113 | -8 |
| 12/4/97 | L | A | 96-118 | -22 |
| 2/15/98 | W | H | 88-86 | +2 |
| 2/25/99 | W | A | 115-105 | +10 |
| 12/4/99 | W | A | 114-104 | +10 |
| 3/21/00 | W | H | 98-86 | +12 |
| 12/19/00 | W | H | 106-72 | +34 |
| 2/22/01 | W | A | 115-110 | +5 |
| 2/7/02 | L | A | 101-108 | -7 |
| 2/14/02 | W | H | 109-93 | +16 |
| 2/11/03 | W | H | 99-80 | +19 |
| 4/2/03 | W | A | 105-99 | +6 |
| 3/17/04 | L | A | 108-114 | -6 |
| 3/28/04 | W | H | 100-92 | +8 |
| 12/21/04 | W | H | 104-93 | +13 |
| 2/27/05 | W | A | 110-108 | +2 |
| 3/5/06 | L | A | 107-117 | -10 |
| 3/28/06 | L | H | 84-97 | -13 |
| 12/21/06 | L | H | 119-126 | -7 |
| 2/22/07 | L | A | 106-109 | -3 |
| 12/15/07 | L | A | 79-92 | -13 |
| 3/28/08 | L | H | 108-114 | -6 |

| WASHINGTON | | | | | | | | | | | |
|---------------|----------------|----------------|-------------|-------------|----------------|-----|-----|-----|-----|--|-----|
| | OVR | HM | RD | NTL | | OVR | HM | RD | NTL | | NTL |
| 61-72 | 54-39 | (Roch/Cin Era) | | | 96-97 | 0-2 | 0-1 | 0-1 | | | |
| 72-73 | 1-3 | 1-1 | 0-2 | | 97-98 | 1-1 | 1-0 | 0-1 | | | |
| 73-74 | 1-3 | 0-2 | 1-1 | | 98-99 | 1-0 | 0-0 | 1-0 | | | |
| 74-75 | 1-3 | 1-1 | 0-2 | | 99-00 | 2-0 | 1-0 | 1-0 | | | |
| 75-76 | 1-3 | 1-1 | 0-2 | | 00-01 | 2-0 | 1-0 | 0-1 | | | |
| 76-77 | 2-2 | 2-0 | 0-2 | | 01-02 | 1-1 | 1-0 | 0-1 | | | |
| 77-78 | 2-2 | 1-1 | 1-1 | | 02-03 | 2-0 | 1-0 | 1-0 | | | |
| 78-79 | 3-0 | 2-0 | 1-0 | | 03-04 | 1-1 | 1-0 | 0-1 | | | |
| 79-80 | 2-0 | 1-0 | 1-0 | | 04-05 | 2-0 | 1-0 | 1-0 | | | |
| 80-81 | 1-1 | 1-0 | 0-1 | | 05-06 | 0-2 | 0-1 | 0-1 | | | |
| 81-82 | 0-2 | 0-1 | 0-1 | | 06-07 | 0-2 | 0-1 | 0-1 | | | |
| 82-83 | 2-0 | 1-0 | 1-0 | | 07-08 | 0-2 | 0-1 | 0-1 | | | |
| 83-84 | 2-0 | 1-0 | 1-0 | | | | | | | | |
| 84-85 | 1-1 | 1-0 | 0-1 | | | | | | | | |
| 85-86 | 1-1 | 1-0 | 0-1 | | | | | | | | |
| 86-87 | 1-1 | 1-0 | 0-1 | | | | | | | | |
| 87-88 | 0-2 | 0-1 | 0-1 | | | | | | | | |
| 88-89 | 0-2 | 0-1 | 0-1 | | | | | | | | |
| 89-90 | 1-1 | 1-0 | 0-1 | | | | | | | | |
| 90-91 | 2-0 | 1-0 | 1-0 | | | | | | | | |
| 91-92 | 2-0 | 1-0 | 1-0 | | | | | | | | |
| 92-93 | 1-1 | 0-1 | 1-0 | | | | | | | | |
| 93-94 | 2-0 | 1-0 | 1-0 | | | | | | | | |
| 94-95 | 1-1 | 1-0 | 0-1 | | | | | | | | |
| 95-96 | 0-2 | 0-1 | 0-1 | | | | | | | | |
| TOTALS | SAC-ERA | OVERALL | HOME | ROAD | NEUTRAL | | | | | | |
| 47 YRS | | 23-22 | 14-8 | 9-14 | | | | | | | |
| | | 96-81 | | | | | | | | | |



WES UNSELD

NBA DIVISION ALIGNMENT



Southwest Division

Dallas Mavericks
Houston Rockets
Memphis Grizzlies
New Orleans Hornets
San Antonio Spurs

Northwest Division

Denver Nuggets
Minnesota Timberwolves
Oklahoma City Thunder
Portland Trail Blazers
Utah Jazz

Pacific Division

Golden State Warriors
Los Angeles Clippers
Los Angeles Lakers
Phoenix Suns
SACRAMENTO KINGS



Atlantic Division

Boston Celtics
New Jersey Nets
New York Knicks
Philadelphia 76ers
Toronto Raptors

Central Division

Chicago Bulls
Cleveland Cavaliers
Detroit Pistons
Indiana Pacers
Milwaukee Bucks

Southeast Division

Atlanta Hawks
Charlotte Bobcats
Miami Heat
Orlando Magic
Washington Wizards

NBA KEY DATES

2008

SEPTEMBER

- 3-7 Basketball Without Borders Africa (Johannesburg, South Africa)
- 4-6 Naismith Memorial Basketball Hall of Fame Enshrinement (Springfield, MA)
- 27 Training Camps Open for Teams participating in Europe Live and China Games
- 29 Players report to their teams no earlier than 11 a.m. (local time)
- 30 Remaining NBA Training Camps Open

OCTOBER

- 24 2008 NBA Preseason ends
- 27 Rosters set for opening day, 6 p.m. ET
- 28 Start of the 2008-09 NBA Regular Season
- 28 – Nov. 5 NBA Tip-Off 2008

2009

JANUARY

- 5 10-day contracts may now be signed
- 10 All player contracts are guaranteed for the remainder of the season

FEBRUARY

- 15 2009 NBA All-Star Game (Phoenix, AZ)
- 19 Trading Deadline, 3 p.m. ET
- 22 – March 1 NBA Heritage Week 2008-09

APRIL

- 8-11 Portsmouth Invitational Tournament (Portsmouth, VA)
- 15 2008-09 NBA Regular Season ends
- 16 Rosters set for 2009 NBA Playoffs, 3 p.m. ET
- 18 2009 NBA Playoffs begin
- 26 NBA Early Entry Eligibility Deadline (11:59 p.m. ET)

MAY

- 19 NBA Draft Lottery

JUNE

- 5 2009 NBA Finals start date (possible move-up to June 3)
- 15 NBA Draft Early Entry Entrant Withdrawal Deadline (5:00 p.m. ET)
- 18 NBA Finals latest possible end date
- 25 2009 NBA Draft (WaMu Theater at Madison Square Garden, New York, NY)



**NATIONAL BASKETBALL ASSOCIATION
NBA ENTERTAINMENT
WOMEN'S NATIONAL BASKETBALL ASSOCIATION
NBA DEVELOPMENT LEAGUE**

New York

Olympic Tower
645 Fifth Avenue
New York, NY 10022
Telephone: (212) 407-8000
Fax: (212) 832-3861

477 Madison Avenue

New York, NY 10022
Telephone: (212) 407-8700
Fax: (212) 759-1412

New Jersey

450 Harmon Meadow Boulevard
Secaucus, NJ 07094
Telephone: (201) 865-1500
Fax: (201) 865-2626

100 Plaza Drive

Secaucus, NJ 07094
Telephone: (201) 865-1500
Fax: (201) 974-5973

Los Angeles

900 Wilshire Boulevard
Suite 310
Santa Monica, CA 90401
Telephone: (310) 899-0483
Fax: (310) 899-0596

NBA STORE

666 Fifth Avenue
New York, NY 10103
Telephone: (212) 515-6221
Fax: (212) 515-6249

NBA CITY

6068 Universal Boulevard
Orlando, FL 32819
Telephone: (407) 363-5919
Fax: (407) 370-3178

600 First Avenue North
Minneapolis, MN 55403-1416
Telephone: (612) 767-2960

INTERNATIONAL OFFICES

EUROPE

Headquarters - NBA UK Ltd
125 Kensington High Street
London, W8 5SF, UK
TEL: 011-44-203-170-7023

France

18 rue Pasquier
75008 Paris, France
TEL: +33 1 78 41 44 41
FAX: +33 1 78 41 43 27

Spain

c/ Gobelias, 17
28023, Madrid, Spain
TEL: +34 911517101
FAX: +34 911517120

Turkey

Astoria Is Merkezi
Buyukdere Cad. No:127 A Kule K:9
Esentepe 34394, Istanbul, Turkey
TEL : +90 212 340 7600
FAX: +90 212 340 7601

LATIN AMERICA

American Airlines Arena
601 Biscayne Boulevard
Miami, FL 33132
Telephone: (305) 269-4100
Fax: (305) 269-4139

Mexico

Jose Maria Castorena 324
Suite #206-207
Col. Cuajimalpa, Mexico, D.F. C.P. 05000
Telephone: 011-5255-813-6699/7000
Fax: 011-5255-812-7464

CANADA

40 Bay Street, Suite 400
Toronto, Ontario
Canada M5J 2X2

ASIA/PACIFIC

Hong Kong

1207 Man Yee Building
68 Des Voeux Road Central
Central Hong Kong
Telephone: 852-2843-9600
Fax: 852-2536-4808

Japan

Aioli Insurance Shinjuku Bldg.,
14th Floor
3-25-03 Yoyogi, Shibuya-ku
Tokyo, Japan 151-0053
Telephone: 813-5351-2411
Fax: 813-3251-2470

Taiwan

Suite 1303, No. 88, Section 2,
Chung Hsiao East Road
Taipei, Taiwan ROC
Telephone: 886-2-2358-1900
Fax: 886-2-2358-1098

Korea

18th Floor, Kyoung Am Building
157-27, Samsung-dong, Kangnam-gu
Seoul Korea 135-090
Telephone: 822 3450-1675
Fax: 822 3450-1510

China—Beijing

19th Floor, Office Tower 2,
China Central Place,
No. 79 Jianguo Road,
Chaoyang District,
Beijing 100025, China
Telephone: (86)10-5200-8200
Fax: (86)10-5200-8202

China—Shanghai

Unit 2703-08, 27/F,
Tower 2, Plaza 66
1366 Nanjing West Road
Shanghai 200040, China
Telephone: (86)21-6137-2200
Fax: (86)-21-6288-9920

2008-09 NBA OFFICIATING STAFF

| | | | | | | | |
|----|-------------------|----|------------------|----|------------------|----|-------------------|
| 6 | Jim Clark | 26 | Bob Delaney | 42 | Eric Lewis | 57 | Greg Willard |
| 8 | Luis Grillo | 27 | Dick Bavetta | 43 | Dan Crawford | 58 | Zach Zarba |
| 9 | Derrick Stafford | 28 | Tommy Nunez, Jr. | 44 | Ron Olesiak | 59 | Gary Zielinski |
| 10 | Ron Garretson | 29 | Steve Javie | 45 | Joe Forte | 60 | David Guthrie |
| 11 | Phil Robinson | 30 | Tony Brown | 46 | Matt Boland | 61 | Courtney Kirkland |
| 12 | Violet Palmer | 31 | Scott Wall | 47 | Bennie Adams | 62 | Brian Forte |
| 13 | Monty McCutchen | 32 | Eddie F. Rush | 48 | Scott Foster | 63 | Derek Richardson |
| 14 | Joe DeRosa | 33 | Sean Corbin | 49 | Tom Washington | 64 | Eli Roe |
| 15 | Bennett Salvatore | 34 | Marc Davis | 50 | Olandis Poole | 65 | Sean Wright |
| 17 | Joe Crawford | 35 | Jack Nies | 51 | Leroy Richardson | 66 | Haywoode Workman |
| 18 | Mark Wunderlich | 36 | David Jones | 52 | Pat Fraher | 67 | John Goble |
| 19 | James Capers | 38 | Michael Smith | 53 | Mark Lindsay | 71 | Rodney Mott |
| 22 | Bill Spooner | 39 | Kevin Fehr | 54 | Derrick Collins | 73 | Ed Malloy |
| 23 | Jason Phillips | 40 | Leon Wood | 55 | Bill Kennedy | 74 | Curtis Blair |
| 24 | Mike Callahan | 41 | Ken Mauer | 56 | Mark Ayotte | 75 | Eric Dalen |
| 25 | Tony Brothers | | | | | | |

NBA DEVELOPMENT LEAGUE DIRECTORY



NBA Development League
477 Madison Avenue, 3rd Floor
New York, NY 10022
212-407-8700

Albuquerque Thunderbirds
111 Lomas NW Blvd., Suite 240
Albuquerque, NM 87102
Tel: (505) 265-3865
Fax: (505) 268-2752
Arena: Tingley Coliseum
Media Relations Contact:
Megan Brewer (mbrewer@abqtbirds.com)
NBA Affiliations: Dallas, Miami



Dakota Wizards
919 South 7th St., Suite 501
Bismarck, ND 58504
Tel: (701) 258-2255
Fax: (701) 255-7967
Arena: Bismarck Civic Center
Media Relations Contact:
Mike Offerdahl (mofferdahl@dakotawizards.com)
NBA Affiliations: Memphis, Washington



Anaheim Arsenal
198 W. Cerritos Ave., Bldg. 5
Anaheim, CA 92805
Tel: (714) 635-2255
Fax: (714) 635-4611
Arena: Anaheim Arena and Convention Center
Media Relations Contacts: Julius De La Cruz, Greg Mundweil
(jdelacruz@anaheimarsenal.com,
gmundweil@anaheimarsenal.com)
NBA Affiliations: Atlanta, Los Angeles Clippers



Erie BayHawks
110 East 8th Street
Erie, PA 16501
Tel: (814) 790-5600
Fax: (814) 790-5608
Arena: Tullio Arena
Media Relations Contact:
Jeff Johns. (jeff.johns@nbaerie.com)
NBA Affiliations: Cleveland, Philadelphia



Austin Toros
7800 Shoal Creek Blvd., Suite 115W
Austin, TX 78757
Arena: Austin Convention Center
Tel: (512) 236-8333
Fax: (512) 236-8444
Media Relations Contact:
Perri Travillion (ptravillion@austintoros.com)
NBA Affiliation: San Antonio



Fort Wayne Mad Ants
1910 St. Joe Center Rd, Suite 61
Fort Wayne, IN 46825
Tel: (260) 469-4667
Fax: (260) 469-4674
Arena: Allen County War Memorial Coliseum
Media Relations Contact:
Heidi Busch (heidi@fortwaynehoops.com)
NBA Affiliations: Detroit, Indiana, Milwaukee



Bakersfield Jam
1400 Norris Road
Bakersfield, CA 93308
Tel: (661) 716-4526
Fax: (661) 322-7069
Arena: Rabobank Arena
Media Relations Contact:
Vance Palm (vpalm@bakersfieldjam.com)
NBA Affiliations: Golden State, Orlando



Idaho Stampede
233 South Capitol Blvd., Suite 100
Boise, ID 83702
Tel: (208) 388-4667
Fax: (208) 388-3845
Arena: Qwest Arena
Media Relations Contact:
Jinny Giery (jinny@idahostampede.com)
NBA Affiliations: Portland, Toronto



Colorado 14ers
11450 Broomfield Lane
Broomfield, CO 80021
Tel: (303) 460-8800
Fax: (303) 280-5155
Arena: Broomfield Event Center
Media Relations Contact:
Erin Pahl (epahl@broomfieldsports.com)
NBA Affiliations: Denver, New Jersey



Iowa Energy
833 5th Ave
Des Moines, Iowa 50309
Tel: (515) 462-2849
Fax: (515) 564-8551
Arena: Wells Fargo Arena
Media Relations Contact:
Katie Mahnke (kmahnke@iowanba.com)
NBA Affiliations: Chicago, Phoenix



NBDL DIRECTORY

Los Angeles D-Fenders
555 N. Nash St.
El Segundo, CA 90245
Tel: (310) 426-6031
Fax: (310) 426-6105
Arena: STAPLES Center
Media Relations Contact:
David Caldes (dcaldes@d-fenders.com)
NBA Affiliations: Los Angeles Lakers



Sioux Falls Skyforce
2131 South Minnesota Ave
Sioux Falls, SD 57105
Tel: (605) 332-0605
Fax: (605) 332-2305
Arena: Sioux Falls Arena
Media Relations Contact:
Brett Hansen (brett@skyforceonline.com)
NBA Affiliations: Charlotte, Minnesota



Reno Bighorns
300 North Center Street
Reno, NV 89501
Tel: 775-284-2622
Fax: 775-284-8622
Arena: Reno Events Center
Media Relations Contact: April Clark, Tony Funderburg
(aclark@nbareno.com, tfunderburg@nbareno.com)
NBA Affiliations: New York, **Sacramento**



Tulsa 66ers
10441 South Regal Blvd.
Tulsa, OK 74133
Tel: (918) 585-8444
Fax: (918) 398-6930
Arena: SpiritBank Event Center
Media Relations Contact:
Jim Brylewski (jbrylewski@tulsa66ers.com)
NBA Affiliations: Oklahoma City



Rio Grande Valley Vipers
6400 N 10th St., Suite C
McAllen, TX 78504
Tel: (888) 748-6223
Fax: (956) 972-1150
Arena: Dodge Arena
Media Relations Contact:
Bert Garcia (bgarcia@rgvipers.com)
NBA Affiliations: Houston, New Orleans



Utah Flash
5255 N Edgewood Dr, Suite 165
Provo, UT 84604
Tel: (801) 434-4667
Fax: (801) 705-1823
Arena: McKay Events Center
Media Relations Contact:
Kent Partridge (kent@utahflash.com)
NBA Affiliations: Boston, Utah



NBA D-LEAGUE 2007-08 SEASON

CENTRAL DIVISION

Dakota Wizards
Sioux Falls Skyforce
Iowa Energy
Fort Wayne Mad Ants

| RECORD | HOME | AWAY | | | |
|--------|-------|-------|-------|------|--|
| W-L | W-L | W-L | PCT | GB | |
| 29-21 | 18-7 | 11-14 | 0.580 | --- | |
| 28-22 | 19-6 | 9-16 | 0.560 | 1.0 | |
| 22-28 | 13-12 | 9-16 | 0.440 | 7.0 | |
| 17-33 | 12-13 | 5-20 | 0.340 | 12.0 | |

SOUTHWEST DIVISION

Austin Toros
Colorado 14ers
Tulsa 66ers
Albuquerque Thunderbirds
Rio Grande Valley Vipers

| W-L | W-L | W-L | PCT | GB | |
|-------|-------|-------|-------|-----|--|
| 30-20 | 19-6 | 11-14 | 0.600 | --- | |
| 29-21 | 17-8 | 12-13 | 0.580 | 1.0 | |
| 26-24 | 14-11 | 12-13 | 0.520 | 4.0 | |
| 22-28 | 14-11 | 8-17 | 0.440 | 8.0 | |
| 21-29 | 16-9 | 5-20 | 0.420 | 9.0 | |

WEST DIVISION

Idaho Stampede
Los Angeles D-Fenders
Utah Flash
Anaheim Arsenal
Bakersfield Jam

| W-L | W-L | W-L | PCT | GB | |
|-------|-------|-------|-------|------|--|
| 36-14 | 21-4 | 15-10 | 0.720 | --- | |
| 32-18 | 19-6 | 13-12 | 0.640 | 4.0 | |
| 24-26 | 14-11 | 10-15 | 0.480 | 12.0 | |
| 23-27 | 14-11 | 9-16 | 0.460 | 13.0 | |
| 11-39 | 9-16 | 2-23 | 0.220 | 25.0 | |

2008 PLAYOFF RESULTS

SINGLE-ELIMINATION QUARTERFINALS

Tuesday, April 15
Los Angeles 102, Colorado 95
Sioux Falls 101, Dakota 89

SINGLE-ELIMINATION SEMIFINALS

Friday, April 18
Idaho 97, Los Angeles 90
Saturday, April 19
Austin 99, Sioux Fall s93

BEST-OF-THREE FINALS

Monday, April 21
Austin 95, Idaho 89
Thursday, April 24
Idaho 90, Austin 89
Friday, April 25
Idaho 108, Austin 101

2007-08 NBA D-LEAGUE AWARD WINNERS

Most Valuable Player: Kasib Powell, Sioux Falls
Dennis Johnson Coach of the Year: Bryan Gates, Idaho
Co-Defensive Players of the Year: Stephane Lasme, Los Angeles; Mouhamed Sene, Idaho (on assignment from Seattle)
Rookie of the Year: Blake Ahearn, Dakota
Jason Collier Sportsmanship Award: Billy Thomas, Colorado
Impact Player of the Year: Morris Almond, Utah (on assignment from Utah)
Regular Season Champions: Idaho
Post Season Champions: Idaho

NBA D-LEAGUE 2007-08 SEASON

NBA PLAYERS WITH NBA D-LEAGUE EXPERIENCE ON 2008 END-OF-SEASON ROSTERS

| | | |
|-------------------|--------------------|-------------------|
| Maurice Ager | Mickael Gelabale | Josh Powell |
| Blake Ahearn | Marcin Gortat | Kasib Powell |
| Lance Allred | Stephan Graham | Gabe Pruitt |
| Morris Almond | Taurean Green | Chris Richard |
| Rafer Alston | Michael Harris | Jeremy Richardson |
| Louis Amundson | Jason Hart | Cheikh Samb |
| Chris Andersen | Charles Hayes | Mouhamed Sene |
| Joel Anthony | Ryan Hollins | Ramon Sessions |
| James Augustine | Alexander Johnson | Bobby Simmons |
| Kelenna Azubuike | Amir Johnson | Cedric Simmons |
| Juan Jose Barea | Anthony Johnson | Awvee Storey |
| Matt Barnes | DerMarr Johnson | DJ Strawberry |
| Earl Barron | Bobby Jones | Billy Thomas |
| Brandon Bass | Dwayne Jones | Alando Tucker |
| Andray Blatche | Coby Karl | Ime Udoka |
| Aaron Brooks | Stephane Lasme | Von Wafer |
| Andre Brown | Ian Mahinmi | CJ Watson |
| Devin Brown | Josh McRoberts | Martell Webster |
| Shannon Brown | CJ Miles | Louis Williams |
| Matt Carroll | Jamario Moon | Marcus Williams |
| Daquan Cook | Mikki Moore | Loren Woods |
| JamesOn Curry | Demetris Nichols | Dorell Wright |
| Jermareo Davidson | Steve Novak | |
| Ronald Dupree | Patrick O'Bryant | |
| Jordan Farmar | Andre Owens | |
| Nick Fazekas | Smush Parker | |
| Kyrylo Fesenko | Kosta Perovic | |

2007-08 NBA D-LEAGUE TO NBA CALL-UPS 18 PLAYERS, 29 CALL-UPS

| | | |
|-------------------|-------------|--|
| Eddie Gill | Colorado | New Jersey, Seattle |
| Jelani McCoy | Los Angeles | Denver |
| Luke Jackson | Idaho | Miami |
| Jeremy Richardson | Fort Wayne | Memphis, San Antonio, Atlanta |
| Billy Thomas | Colorado | New Jersey, Cleveland |
| Marcus Willis | Austin | San Antonio, San Antonio, Los Angeles |
| Keith Langford | Austin | San Antonio |
| DerMarr Johnson | Austin | San Antonio |
| Guillermo Diaz | Anaheim | Los Angeles |
| CJ Watson | Rio Grande | Golden State |
| Kaniel Dickens | Colorado | Cleveland |
| Bobby Jones | Sioux Falls | Houston, San Antonio, Miami, Denver |
| Andre Barrett | Austin | Los Angeles |
| Lance Allred | Idaho | Cleveland |
| Stephane Lasme | Los Angeles | Miami |
| Blake Ahearn | Dakota | Miami |
| Kasib Powell | Sioux Falls | Miami |
| Ronald Dupree | Tulsa | Seattle |

NBA D-LEAGUE 2007-08 LEADERS

| SCORING AVERAGE | G | PTS | AVG | FIELD GOAL PERCENTAGE | FGM | FGA | PCT |
|----------------------------------|----|------|------|-----------------------------------|-----|-----|-------|
| Morris Almond, Utah | 34 | 870 | 25.6 | Jelani McCoy, Los Angeles | 174 | 253 | 0.688 |
| Desmon Farmer, Rio Grande Valley | 33 | 814 | 24.7 | Ian Mahinmi, Austin | 276 | 449 | 0.615 |
| Keith Langford, Austin | 25 | 614 | 24.6 | Justin Cage, Colorado | 178 | 295 | 0.603 |
| Carlos Powell, Dakota | 48 | 1082 | 22.5 | Abdoulaye N'Diaye, Los Angeles | 88 | 146 | 0.603 |
| Kasib Powell, Sioux Falls | 40 | 888 | 22.2 | Keith Closs, Tulsa | 120 | 200 | 0.600 |
| Sean Banks, Los Angeles | 49 | 1063 | 21.7 | James Lang, Utah | 248 | 439 | 0.565 |
| Elton Brown, Colorado | 36 | 736 | 20.4 | Stanley Asumnu, Rio Grande Valley | 145 | 262 | 0.553 |
| Dwayne Mitchell, Iowa | 32 | 629 | 19.7 | Nick Fazekas, Tulsa | 224 | 405 | 0.553 |

| REBOUNDS PER GAME | G | REB | AVG | 3 POINT FIELD GOAL PERCENTAGE | 3PM | 3PA | PCT |
|------------------------------|----|-----|------|-------------------------------|-----|-----|-------|
| Rod Benson, Dakota | 49 | 591 | 12.1 | Justin Cage, Colorado | 12 | 24 | 0.500 |
| Elton Brown, Colorado | 36 | 427 | 11.9 | Daniel Horton, Albuquerque | 50 | 106 | 0.472 |
| Chris Alexander, Sioux Falls | 40 | 449 | 11.2 | Andre Ingram, Utah | 47 | 105 | 0.448 |
| Lance Allred, Idaho | 38 | 381 | 10.0 | Ricky Sanchez, Idaho | 41 | 92 | 0.446 |
| Nick Fazekas, Tulsa | 28 | 277 | 9.9 | Fabrico Vay, Iowa | 24 | 54 | 0.444 |
| Mouhamed Sene, Idaho | 27 | 243 | 9.0 | Jason Fontenet, Tulsa | 33 | 75 | 0.440 |
| Marcus Campbell, Anaheim | 43 | 381 | 8.9 | Blake Ahearn, Dakota | 108 | 246 | 0.439 |
| Ian Mahinmi, Austin | 46 | 367 | 8.0 | Andre Barrett, Austin | 54 | 123 | 0.439 |

| ASSISTS PER GAME | G | AST | AVG | FREE THROW PERCENTAGE | FTM | FTA | PCT |
|---------------------------|----|-----|------|-------------------------------|-----|-----|-------|
| Randy Livingston, Idaho | 43 | 451 | 10.5 | Blake Ahearn, Dakota | 191 | 199 | 0.960 |
| Andre Barrett, Austin | 43 | 372 | 8.7 | Brian Chase, Los Angeles | 112 | 124 | 0.903 |
| Eddie Gill, Colorado | 37 | 313 | 8.5 | Andre Barrett, Austin | 144 | 161 | 0.894 |
| Kevin Kruger, Utah | 49 | 348 | 7.1 | Randy Livingston, Idaho | 165 | 185 | 0.892 |
| Jeff Horner, Iowa | 50 | 315 | 6.3 | Earl Calloway, Fort Wayne | 234 | 264 | 0.886 |
| Earl Calloway, Fort Wayne | 50 | 289 | 5.8 | Kevin Kruger, Utah | 169 | 192 | 0.880 |
| David Bailey, Sioux Falls | 47 | 262 | 5.6 | Scooter McFadgon, Bakersfield | 162 | 187 | 0.866 |
| Will Blalock, Anaheim | 41 | 219 | 5.3 | Kevin Pittsnogle, Albuquerque | 77 | 89 | 0.865 |

| STEALS PER GAME | G | ST | AVG | MINUTES PER GAME | G | MIN | AVG |
|----------------------------|----|-----|-----|---------------------------|----|------|------|
| Brian Hamilton, Utah | 49 | 115 | 2.3 | Keith Langford, Austin | 25 | 1025 | 41.0 |
| Eddie Gill, Colorado | 37 | 82 | 2.2 | Randy Livingston, Idaho | 43 | 1743 | 40.5 |
| Billy Thomas, Colorado | 37 | 82 | 2.2 | Carlos Powell, Dakota | 48 | 1903 | 39.6 |
| Earl Calloway, Fort Wayne | 50 | 101 | 2.0 | Jeff Horner, Iowa | 50 | 1969 | 39.4 |
| Dontell Jefferson, Dakota | 33 | 66 | 2.0 | Dontell Jefferson, Dakota | 33 | 1284 | 38.9 |
| Jeff Horner, Iowa | 50 | 99 | 2.0 | Kasib Powell, Sioux Falls | 40 | 1541 | 38.5 |
| Carl Elliott, Sioux Falls | 50 | 98 | 2.0 | Eddie Gill, Colorado | 37 | 1418 | 38.3 |
| Elton Nesbitt, Sioux Falls | 49 | 84 | 1.7 | Kevin Kruger, Utah | 49 | 1870 | 38.2 |

| BLOCKED SHOTS PER GAME | G | BS | AVG |
|------------------------------|----|-----|-----|
| Keith Closs, Tulsa | 49 | 133 | 2.7 |
| Stephane Lasme, Los Angeles | 37 | 97 | 2.6 |
| Brandon Wallace, Los Angeles | 31 | 66 | 2.1 |
| Jelani McCoy, Los Angeles | 36 | 74 | 2.1 |
| Chris Alexander, Sioux Falls | 40 | 80 | 2.0 |
| Kyrylo Fesenko, Utah | 37 | 71 | 1.9 |
| Kevin Lyde, Dakota | 44 | 83 | 1.9 |
| Mouhamed Sene, Idaho | 27 | 47 | 1.7 |