



# HISTORY



# 2006-2007 SEASON

**RECORD:** 44-38 (Southeast Division Champions)

**HOME:** 27-14

**ROAD:** 17-24

**OVERTIME:** 3-4



**Front Row (L-R):** Chris Quinn, Gary Payton, Dwyane Wade, Assistant Coach Ron Rothstein, Assistant Coach Bob McAdoo, President and Head Coach Pat Riley, Assistant Coach Keith Askins, Assistant Coach/Director of Scouting Erik Spoelstra, Jason Williams, Eddie Jones, Dorell Wright.

**Back Row (L-R):** Assistant Athletic Trainer Jay Sabol, Athletic Trainer/Travel Coordinator Ron Culp, James Posey, Wayne Simien, Earl Barron, Michael Doleac, Shaquille O'Neal, Antoine Walker, Alonzo Mourning, Jason Kapon, Udonis Haslem, Assistant Coach/Strength & Conditioning Bill Foran, Neuromuscular Therapist Vinny Aquilino.

**Head Coach:** Pat Riley

**Assistant Coaches:** Bob McAdoo, Keith Askins, Erik Spoelstra, Ron Rothstein, Bill Foran

**Team Captains:** None

## CONFERENCE RECORDS

|                 | Overall | Home | Road  | Overtime |
|-----------------|---------|------|-------|----------|
| <b>Eastern:</b> | 27-25   | 17-9 | 10-16 | 2-3      |
| <b>Western:</b> | 17-13   | 10-5 | 7-8   | 1-1      |

## DIVISION RECORDS

|                   | Overall | Home | Road | Overtime |
|-------------------|---------|------|------|----------|
| <b>Atlantic:</b>  | 9-9     | 5-4  | 4-5  | 0-1      |
| <b>Central:</b>   | 9-9     | 7-2  | 2-7  | 1-1      |
| <b>Southeast:</b> | 9-7     | 5-3  | 4-4  | 1-1      |
| <b>Southwest:</b> | 4-6     | 3-2  | 1-4  | 0-0      |
| <b>Northwest:</b> | 8-2     | 4-1  | 4-1  | 0-0      |
| <b>Pacific:</b>   | 5-5     | 3-2  | 2-3  | 1-1      |

## RECORDS BY MONTH

|                  | Overall | Home | Road | Overtime |
|------------------|---------|------|------|----------|
| <b>October:</b>  | 0-1     | 0-1  | 0-0  | 0-0      |
| <b>November:</b> | 6-8     | 3-5  | 3-3  | 1-0      |
| <b>December:</b> | 7-8     | 5-2  | 2-6  | 1-0      |
| <b>January:</b>  | 7-8     | 3-2  | 4-6  | 0-3      |
| <b>February:</b> | 8-4     | 5-0  | 3-4  | 0-0      |
| <b>March:</b>    | 11-4    | 8-2  | 3-2  | 0-0      |
| <b>April:</b>    | 5-5     | 3-2  | 2-3  | 1-1      |

**Playoff Results:** Lost to Chicago in the First Round (4-0)

**NBA Honors:** Jason Kapon, Foot Locker Three-Point Shootout Champion (All-Star Weekend); Shaquille O'Neal, All-Star Game; Pat Riley, Eastern Conference Coach of the Month (March); Dwyane Wade, All-NBA Third Team, All-Star Game, Playstation Skills Challenge Champion (All-Star Weekend), Eastern Conference Player of the Week (Jan. 14, 2007; Feb. 4, 2007; Feb. 11, 2007)

**Home Attendance:** 808,541 (19,721 average/19,600 capacity); 41 sellouts

# 2006-2007 GAME BY GAME

| DATE      | OPPONENTS         | SCORE    | W/L | REC   | STRK | ATTEND | HEAT HIGH SCORER     | OPP. HIGH SCORER              |
|-----------|-------------------|----------|-----|-------|------|--------|----------------------|-------------------------------|
| 1. 10/31  | CHICAGO           | 108-66   | L   | 0-1   | -1   | 20,229 | Wade.....            | 25 Hinrich.....               |
| 2. 11/3   | NEW JERSEY        | 91-85    | W   | 1-1   | +1   | 19,600 | O'Neal.....          | 21 Carter.....                |
| 3. 11/5   | @ Philadelphia    | 107-98   | L   | 1-2   | -1   | 16,644 | Walker.....          | 23 Iverson.....               |
| 4. 11/7   | SEATTLE           | 90-87    | W   | 2-2   | +1   | 19,600 | Wade.....            | 31 Lewis.....                 |
| 5. 11/10  | @ New Jersey      | 113-106  | W   | 3-2   | +2   | 20,032 | Wade.....            | 34 Carter.....                |
| 6. 11/12  | HOUSTON           | 94-72    | L   | 3-3   | -1   | 19,600 | Wade.....            | 24 Yao.....                   |
| 7. 11/14  | DENVER            | 112-105  | L   | 3-4   | -2   | 19,600 | Wade.....            | 37 Anthony.....               |
| 8. 11/17  | NEW YORK          | 100-76   | L   | 3-5   | -3   | 19,600 | Wade.....            | 20 Crawford.....              |
| 9. 11/18  | @ Atlanta         | *93-88   | W   | 4-5   | +1   | 19,744 | Wade.....            | 37 Johnson.....               |
| 10. 11/21 | @ N.O./Okla. City | 101-86   | L   | 4-6   | -1   | 19,329 | Wade.....            | 29 Stojakovic.....            |
| 11. 11/22 | @ San Antonio     | 106-86   | L   | 4-7   | -2   | 18,797 | Wade.....            | 18 Duncan.....                |
| 12. 11/24 | ORLANDO           | 107-104  | L   | 4-8   | -3   | 19,600 | Wade.....            | 33 Hill.....                  |
| 13. 11/25 | @ Charlotte       | 102-93   | W   | 5-8   | +1   | 19,403 | Wade.....            | 35 Morrison.....              |
| 14. 11/27 | PHILADELPHIA      | 103-91   | W   | 6-8   | +2   | 19,600 | Wade.....            | 33 Iverson.....               |
| 15. 11/30 | DETROIT           | 87-85    | L   | 6-9   | -1   | 19,600 | Wade.....            | 21 Hamilton.....              |
| 16. 12/2  | @ Memphis         | 98-97    | W   | 7-9   | +1   | 18,119 | Wade.....            | 23 Miller.....                |
| 17. 12/5  | @ L.A. Clippers   | 101-97   | L   | 7-10  | -1   | 19,060 | Wade.....            | 33 Brand.....                 |
| 18. 12/7  | @ Sacramento      | *93-91   | W   | 8-10  | +1   | 17,317 | Wade.....            | 32 Bibby.....                 |
| 19. 12/8  | @ Denver          | 123-107  | L   | 8-11  | -1   | 19,155 | Haslem/Wade.....     | 21 J.R. Smith.....            |
| 20. 12/11 | TORONTO           | 99-77    | W   | 9-11  | +1   | 19,600 | Wade.....            | 37 Parker.....                |
| 21. 12/13 | PHOENIX           | 99-89    | L   | 9-12  | -1   | 19,600 | Mourning.....        | 19 Marion.....                |
| 22. 12/15 | @ Washington      | 106-95   | L   | 9-13  | -2   | 20,173 | Posey.....           | 26 Butler.....                |
| 23. 12/16 | MEMPHIS           | 98-90    | W   | 10-13 | +1   | 19,600 | Wade.....            | 41 Miller/Warrick.....        |
| 24. 12/18 | N.O./OKLA. CITY   | 101-99   | W   | 11-13 | +2   | 19,600 | Wade.....            | 29 Paul.....                  |
| 25. 12/20 | @ Milwaukee       | 121-95   | L   | 11-14 | -1   | 17,136 | Wade.....            | 27 Redd.....                  |
| 26. 12/23 | GOLDEN STATE      | 105-92   | W   | 12-14 | +1   | 19,600 | Kapono.....          | 27 Barnes.....                |
| 27. 12/25 | L.A. LAKERS       | 101-85   | W   | 13-14 | +2   | 20,283 | Wade.....            | 40 Bryant.....                |
| 28. 12/27 | @ Chicago         | 109-103  | L   | 13-15 | -1   | 22,946 | Williams.....        | 28 Gordon.....                |
| 29. 12/29 | NEW JERSEY        | 91-81    | L   | 13-16 | -2   | 20,165 | Wright.....          | 21 Carter.....                |
| 30. 12/30 | @ Orlando         | 97-68    | L   | 13-17 | -3   | 17,451 | Kapono.....          | 15 Howard.....                |
| 31. 1/3   | L.A. CLIPPERS     | 110-95   | L   | 13-18 | -4   | 19,600 | Kapono.....          | 19 Brand.....                 |
| 32. 1/5   | @ Phoenix         | 108-80   | L   | 13-19 | -5   | 18,422 | Mourning.....        | 15 Nash.....                  |
| 33. 1/7   | @ Portland        | 93-90    | W   | 14-19 | +1   | 19,980 | Wade.....            | 33 Roy.....                   |
| 34. 1/10  | @ Seattle         | 107-103  | W   | 15-19 | +2   | 15,676 | Wade.....            | 29 Allen.....                 |
| 35. 1/12  | @ Golden State    | 118-96   | W   | 16-19 | +3   | 18,845 | Wade.....            | 22 Davis.....                 |
| 36. 1/13  | @ Utah            | 119-110  | W   | 17-19 | +4   | 19,911 | Wade.....            | 32 Boozler.....               |
| 37. 1/15  | @ L.A. Lakers     | *124-118 | L   | 17-20 | -1   | 18,997 | Wade.....            | 35 Bryant/Cook.....           |
| 38. 1/18  | INDIANA           | 104-101  | W   | 18-20 | +1   | 19,600 | Wade.....            | 33 Granger.....               |
| 39. 1/19  | @ Philadelphia    | *98-95   | L   | 18-21 | -1   | 17,569 | Wade.....            | 28 Green/Iguodala/Miller..... |
| 40. 1/21  | DALLAS            | 99-93    | L   | 18-22 | -2   | 20,195 | Wade.....            | 31 Howard.....                |
| 41. 1/22  | NEW YORK          | 101-83   | W   | 19-22 | +1   | 19,600 | Kapono.....          | 22 Curry.....                 |
| 42. 1/24  | @ Indiana         | *96-94   | L   | 19-23 | -1   | 14,169 | Wade.....            | 32 Murphy.....                |
| 43. 1/26  | @ New York        | 116-96   | L   | 19-24 | -2   | 19,763 | Wade.....            | 37 Crawford.....              |
| 44. 1/27  | @ Chicago         | 100-97   | L   | 19-25 | -3   | 22,951 | Wade.....            | 24 Gordon.....                |
| 45. 1/30  | MILWAUKEE         | 110-80   | W   | 20-25 | +1   | 19,600 | Wade.....            | 28 Villanueva.....            |
| 46. 2/1   | CLEVELAND         | 92-89    | W   | 21-25 | +2   | 20,125 | Wade.....            | 41 Gibson.....                |
| 47. 2/3   | @ Milwaukee       | 117-98   | W   | 22-25 | +3   | 17,836 | Wade.....            | 32 Williams.....              |
| 48. 2/5   | CHARLOTTE         | 113-93   | W   | 23-25 | +4   | 19,600 | Wade.....            | 27 Felton.....                |
| 49. 2/7   | @ Boston          | 91-79    | W   | 24-25 | +5   | 17,088 | Wade.....            | 30 Gomes.....                 |
| 50. 2/9   | @ Cleveland       | 103-79   | L   | 24-26 | -1   | 20,562 | Wade.....            | 29 James.....                 |
| 51. 2/11  | SAN ANTONIO       | 100-85   | W   | 25-26 | +1   | 20,210 | Wade.....            | 26 Ginobili.....              |
| 52. 2/13  | PORTLAND          | 104-85   | W   | 26-26 | +2   | 19,600 | Wade.....            | 35 Randolph.....              |
| 53. 2/21  | @ Houston         | 112-102  | L   | 26-27 | -1   | 18,324 | Wade.....            | 27 McGrady.....               |
| 54. 2/22  | @ Dallas          | 112-100  | L   | 26-28 | -2   | 20,448 | O'Neal/Posey.....    | 17 Nowitzki.....              |
| 55. 2/25  | CLEVELAND         | 86-81    | W   | 27-28 | +1   | 20,255 | O'Neal.....          | 19 James.....                 |
| 56. 2/26  | @ New York        | 99-93    | L   | 27-29 | -1   | 19,763 | Kapono.....          | 24 Curry.....                 |
| 57. 2/28  | @ Washington      | 92-83    | W   | 28-29 | +1   | 20,173 | O'Neal/Williams..... | 23 Stevenson.....             |
| 58. 3/2   | DETROIT           | 85-82    | W   | 29-29 | +2   | 20,279 | O'Neal.....          | 31 Prince.....                |
| 59. 3/5   | ATLANTA           | 88-81    | W   | 30-29 | +3   | 19,600 | Jones.....           | 21 A. Johnson/Smith.....      |
| 60. 3/7   | CHICAGO           | 103-70   | W   | 31-29 | +4   | 19,600 | O'Neal.....          | 24 Gordon.....                |
| 61. 3/9   | MINNESOTA         | 105-91   | W   | 32-29 | +5   | 19,600 | O'Neal.....          | 32 Garnett.....               |
| 62. 3/11  | WASHINGTON        | 106-104  | W   | 33-29 | +6   | 19,600 | Jones.....           | 18 Arenas.....                |
| 63. 3/13  | UTAH              | 88-86    | W   | 34-29 | +7   | 19,600 | Williams.....        | 15 Boozler.....               |
| 64. 3/15  | @ New Jersey      | 93-86    | W   | 35-29 | +8   | 18,227 | Haslem.....          | 21 Jefferson.....             |
| 65. 3/16  | SACRAMENTO        | 103-97   | W   | 36-29 | +9   | 19,600 | O'Neal.....          | 23 Artest.....                |
| 66. 3/18  | ORLANDO           | 97-83    | L   | 36-30 | -1   | 19,600 | O'Neal.....          | 20 Turkoglu.....              |
| 67. 3/21  | @ Atlanta         | 91-83    | W   | 37-30 | +1   | 19,089 | Williams.....        | 21 Smith.....                 |
| 68. 3/23  | @ Indiana         | 95-70    | L   | 37-31 | -1   | 17,975 | O'Neal.....          | 13 Granger.....               |
| 69. 3/24  | PHILADELPHIA      | 93-85    | L   | 37-32 | -2   | 19,600 | Williams.....        | 21 Iguodala.....              |
| 70. 3/26  | ATLANTA           | 106-89   | W   | 38-32 | +1   | 19,600 | O'Neal.....          | 22 Stoudamire.....            |
| 71. 3/28  | @ Toronto         | 96-83    | L   | 38-33 | -1   | 19,800 | O'Neal.....          | 17 Parker.....                |
| 72. 3/30  | @ Minnesota       | 92-77    | W   | 39-33 | +1   | 20,056 | Haslem.....          | 19 Garnett.....               |
| 73. 4/1   | @ Detroit         | 94-88    | L   | 39-34 | -1   | 22,076 | O'Neal.....          | 23 Hamilton.....              |
| 74. 4/3   | TORONTO           | 92-89    | W   | 40-34 | +1   | 19,600 | Haslem/O'Neal.....   | 16 Bosh.....                  |
| 75. 4/5   | @ Cleveland       | *94-90   | W   | 41-34 | +2   | 20,562 | O'Neal/Walker.....   | 20 James.....                 |
| 76. 4/6   | @ Boston          | 88-85    | W   | 42-34 | +3   | 18,624 | O'Neal.....          | 22 Gomes.....                 |
| 77. 4/8   | CHARLOTTE         | *111-103 | L   | 42-35 | -1   | 19,600 | Mourning.....        | 20 Wallace.....               |
| 78. 4/10  | @ Charlotte       | 92-82    | L   | 42-36 | -2   | 17,105 | Walker.....          | 17 Wallace.....               |
| 79. 4/11  | WASHINGTON        | 85-82    | W   | 43-36 | +1   | 19,600 | Walker.....          | 19 Haywood.....               |
| 80. 4/13  | INDIANA           | 100-96   | W   | 44-36 | +2   | 19,600 | Wade.....            | 23 Granger.....               |
| 81. 4/16  | BOSTON            | 91-89    | L   | 44-37 | -1   | 19,600 | Kapono/Williams..... | 16 West.....                  |
| 82. 4/18  | @ Orlando         | 94-68    | L   | 44-38 | -2   | 17,451 | Wright.....          | 17 Hill.....                  |

(\* Overtime)

HISTORY

# FINAL 2006-2007 STATISTICS (44-38)

## Southeast Division Champions

| PLAYER      | G  | GS | MIN   | -FIELD GOALS- |      |      | -3-POINT FG- |      |      | -FREE THROWS- |      |      | -REBOUNDS- |      |      | AST  | PF   | DQ | STL | TO   | BLK | PTS  | AVG  |
|-------------|----|----|-------|---------------|------|------|--------------|------|------|---------------|------|------|------------|------|------|------|------|----|-----|------|-----|------|------|
|             |    |    |       | FG            | FGA  | PCT  | FG           | FGA  | PCT  | FT            | FTA  | PCT  | OFF        | DEF  | TOT  |      |      |    |     |      |     |      |      |
| WADE        | 51 | 50 | 1931  | 472           | 962  | .491 | 21           | 79   | .266 | 432           | 535  | .807 | 51         | 188  | 239  | 384  | 117  | 0  | 107 | 216  | 62  | 1397 | 27.4 |
| O'NEAL      | 40 | 39 | 1135  | 283           | 479  | .591 | 0            | 0    | .000 | 124           | 294  | .422 | 97         | 200  | 297  | 79   | 139  | 2  | 8   | 95   | 55  | 690  | 17.3 |
| KAPONO      | 67 | 35 | 1767  | 278           | 563  | .494 | 108          | 210  | .514 | 66            | 74   | .892 | 26         | 154  | 180  | 81   | 135  | 1  | 38  | 70   | 2   | 730  | 10.9 |
| WILLIAMS    | 61 | 55 | 1865  | 235           | 569  | .413 | 100          | 295  | .339 | 94            | 103  | .913 | 18         | 123  | 141  | 322  | 68   | 0  | 58  | 100  | 1   | 664  | 10.9 |
| HASLEM      | 79 | 79 | 2483  | 353           | 717  | .492 | 0            | 4    | .000 | 138           | 203  | .680 | 188        | 466  | 654  | 97   | 236  | 1  | 49  | 110  | 26  | 844  | 10.7 |
| MOURNING    | 77 | 43 | 1572  | 238           | 425  | .560 | 0            | 0    | .000 | 185           | 308  | .601 | 126        | 224  | 350  | 18   | 219  | 3  | 13  | 129  | 178 | 661  | 8.6  |
| WALKER      | 78 | 15 | 1818  | 265           | 668  | .397 | 84           | 305  | .275 | 46            | 105  | .438 | 92         | 247  | 339  | 130  | 173  | 3  | 48  | 141  | 17  | 660  | 8.5  |
| POSEY       | 71 | 19 | 1919  | 186           | 432  | .431 | 97           | 259  | .375 | 81            | 98   | .827 | 66         | 291  | 357  | 94   | 193  | 1  | 71  | 55   | 23  | 550  | 7.7  |
| JONES (TOT) | 64 | 41 | 1594  | 178           | 422  | .422 | 78           | 222  | .351 | 59            | 75   | .787 | 31         | 159  | 190  | 109  | 124  | 1  | 68  | 47   | 10  | 493  | 7.7  |
| JONES (MIA) | 35 | 27 | 1033  | 121           | 271  | .446 | 56           | 148  | .378 | 34            | 41   | .829 | 17         | 112  | 129  | 76   | 70   | 0  | 46  | 24   | 8   | 332  | 9.5  |
| WRIGHT      | 66 | 19 | 1292  | 162           | 364  | .445 | 5            | 34   | .147 | 64            | 86   | .744 | 40         | 232  | 272  | 95   | 112  | 0  | 41  | 65   | 46  | 393  | 6.0  |
| PAYTON      | 68 | 28 | 1503  | 144           | 366  | .393 | 32           | 123  | .260 | 38            | 57   | .667 | 18         | 114  | 132  | 201  | 117  | 0  | 43  | 66   | 3   | 358  | 5.3  |
| HITE        | 12 | 0  | 136   | 19            | 60   | .317 | 5            | 23   | .217 | 8             | 12   | .667 | 4          | 12   | 16   | 8    | 8    | 0  | 3   | 6    | 2   | 51   | 4.3  |
| DOLEAC      | 56 | 0  | 698   | 82            | 175  | .469 | 0            | 1    | .000 | 36            | 41   | .878 | 44         | 111  | 155  | 22   | 96   | 0  | 18  | 30   | 15  | 200  | 3.6  |
| QUINN       | 42 | 1  | 408   | 48            | 131  | .366 | 20           | 57   | .351 | 25            | 37   | .676 | 6          | 24   | 30   | 65   | 32   | 1  | 15  | 21   | 0   | 141  | 3.4  |
| SIMIEN      | 8  | 0  | 93    | 9             | 23   | .391 | 0            | 0    | .000 | 5             | 7    | .714 | 5          | 6    | 11   | 4    | 13   | 0  | 2   | 3    | 0   | 23   | 2.9  |
| BARRON      | 28 | 0  | 203   | 24            | 83   | .289 | 0            | 1    | .000 | 17            | 18   | .944 | 19         | 22   | 41   | 5    | 21   | 0  | 6   | 11   | 4   | 65   | 2.3  |
| HEAT        | 82 | -  | 19855 | 2919          | 6288 | .464 | 528          | 1539 | .343 | 1393          | 2019 | .690 | 817        | 2526 | 3343 | 1681 | 1749 | 12 | 566 | 1201 | 442 | 7759 | 94.6 |
| OPPONENTS   | 82 | -  | 19855 | 2895          | 6517 | .444 | 531          | 1495 | .355 | 1513          | 2039 | .742 | 921        | 2467 | 3388 | 1656 | 1790 | 14 | 562 | 1185 | 314 | 7834 | 95.5 |

### DUNKS:

Miami-314 (Mourning-85; O'Neal-83; Wade-59; Haslem-33; Wright-25; Posey-18; Walker-6; Barron-2; Doleac-2; Hite-1)

### Opponents-265

### CHARGES TAKEN:

Miami-152 (Posey-45; Haslem-31; Walker-22; Jones-8; Kapono-8; Doleac-7; Wade-6; Barron-5; Quinn-5; Payton-4; Williams-4; Wright-3; O'Neal-2; Mourning-1; Simien-1)

### Opponents-62

### TECHNICAL FOULS:

Miami-113 (Mourning-8; Payton-6; Haslem-5; Wade-4; Riley-3; O'Neal-2; Posey-2; Rothstein-2; Williams-2; Askins-1; Walker-1; Defensive 3-Seconds-76; Delay of Game-1)

Opponents-66 (Includes 22 for Defensive 3-Seconds and 1 for Delay of Game)

### EJECTIONS:

Miami-5 (Mourning-1; Payton-1; Posey-1; Walker-1; Williams-1)

### Opponents-2

| PLAYER      | — SINGLE-GAME HIGHS — |     |     |    |    |     |      | — AVERAGE PER GAME — |      |      |      |      |      |      | — CAREER HIGHS (C=SET, T=TIED THIS SEASON) — |     |     |     |     |     |     |
|-------------|-----------------------|-----|-----|----|----|-----|------|----------------------|------|------|------|------|------|------|--|-----|-----|-----|-----|-----|-----|
|             | MIN                   | REB | AST | ST | TO | BLK | PTS  | MIN                  | REB  | AST  | STL  | TO   | BLK  | PTS  | FG   | FGA | FT  | FTA | REB | AST | PTS |
| WADE        | 49                    | 11  | 15  | 6  | 12 | 4   | 41   | 37.9                 | 4.7  | 7.5  | 2.10 | 4.2  | 1.22 | 27.4 | 18   | 36  | 23C | 24C | 11T | 15C | 48  |
| O'NEAL      | 42                    | 16  | 8   | 1  | 6  | 5   | 32   | 28.4                 | 7.4  | 2.0  | 0.20 | 2.4  | 1.38 | 17.3 | 24   | 40  | 19  | 31  | 28  | 10  | 61  |
| KAPONO      | 41                    | 11  | 8   | 5  | 4  | 1   | 28   | 26.4                 | 2.7  | 1.2  | 0.57 | 1.0  | 0.03 | 10.9 | 11C  | 18T | 7   | 8   | 11C | 8C  | 28C |
| WILLIAMS    | 44                    | 7   | 14  | 3  | 5  | 1   | 28   | 30.6                 | 2.3  | 5.3  | 0.95 | 1.6  | 0.02 | 10.9 | 16   | 28  | 10  | 11  | 9   | 19  | 38  |
| HASLEM      | 49                    | 17  | 7   | 4  | 4  | 2   | 28   | 31.4                 | 8.3  | 1.2  | 0.62 | 1.4  | 0.33 | 10.7 | 11   | 21C | 12  | 12  | 18  | 7C  | 28C |
| MOURNING    | 37                    | 15  | 2   | 2  | 5  | 7   | 20   | 20.4                 | 4.5  | 0.2  | 0.17 | 1.7  | 2.31 | 8.6  | 19   | 34  | 17  | 24  | 22  | 7   | 50  |
| WALKER      | 39                    | 12  | 5   | 3  | 6  | 2   | 23   | 23.3                 | 4.3  | 1.7  | 0.62 | 1.8  | 0.22 | 8.5  | 21   | 36  | 16  | 18  | 21  | 14  | 49  |
| POSEY       | 40                    | 13  | 6   | 4  | 3  | 2   | 26   | 27.0                 | 5.0  | 1.3  | 1.00 | 0.8  | 0.32 | 7.7  | 12   | 24  | 15  | 18  | 19  | 10  | 38  |
| JONES (TOT) | 42                    | 11  | 8   | 4  | 3  | 2   | 23   | 24.9                 | 3.0  | 1.7  | 1.06 | 0.7  | 0.16 | 7.7  | 14   | 27  | 15  | 17  | 13  | 12  | 38  |
| JONES (MIA) | 42                    | 11  | 8   | 4  | 3  | 2   | 23   | 29.5                 | 3.7  | 2.2  | 1.31 | 0.7  | 0.23 | 9.5  |  |     |     |     |     |     |     |
| WRIGHT      | 43                    | 16  | 6   | 4  | 5  | 6   | 21   | 19.6                 | 4.1  | 1.4  | 0.62 | 1.0  | 0.70 | 6.0  | 7T   | 15C | 10  | 12  | 16C | 6C  | 21C |
| PAYTON      | 43                    | 7   | 13  | 2  | 4  | 1   | 17   | 22.1                 | 1.9  | 3.0  | 0.63 | 1.0  | 0.04 | 5.3  | 19   | 32  | 14  | 20  | 16  | 18  | 44  |
| HITE        | 25                    | 3   | 2   | 1  | 2  | 1   | 16   | 11.3                 | 1.3  | 0.7  | 0.25 | 0.5  | 0.17 | 4.3  | 6C   | 14C | 3C  | 4C  | 3C  | 2C  | 16C |
| DOLEAC      | 32                    | 11  | 4   | 5  | 2  | 2   | 11   | 12.5                 | 2.8  | 0.4  | 0.32 | 0.5  | 0.27 | 3.6  | 11   | 21  | 7   | 9   | 13  | 5   | 25  |
| QUINN       | 36                    | 5   | 9   | 2  | 3  | 0   | 14   | 9.7                  | 0.7  | 1.5  | 0.36 | 0.5  | 0.00 | 3.4  | 4C   | 10C | 4C  | 6C  | 5C  | 9C  | 14C |
| SIMIEN      | 26                    | 3   | 2   | 1  | 0  | 10  | 11.6 | 1.4                  | 0.5  | 0.25 | 0.4  | 0.00 | 2.9  | 4T   | 8  | 3T  | 5C  | 6   | 2T  | 10C |     |
| BARRON      | 26                    | 6   | 1   | 2  | 3  | 1   | 15   | 7.3                  | 1.5  | 0.2  | 0.21 | 0.4  | 1.14 | 2.3  | 6C   | 12C | 3C  | 3C  | 6C  | 1C  | 15C |
| HEAT        | 265                   | 56  | 36  | 14 | 26 | 14  | 119  | 242.1                | 40.8 | 20.5 | 6.90 | 14.6 | 5.39 | 94.6 | 56   | 113 | 47  | 61  | 69  | 39  | 141 |
| OPPONENTS   | 265                   | 53  | 34  | 20 | 23 | 11  | 124  | 242.1                | 41.3 | 20.2 | 6.85 | 14.5 | 3.83 | 95.5 | 59   | 115 | 44  | 57  | 64  | 42  | 148 |

# 2005-2006 SEASON

**RECORD:** 52-30 (NBA Champions/Eastern Conference Champions/Southeast Division Champions)

**HOME:** 31-10

**ROAD:** 21-20

**OVERTIME:** 3-0



**Front Row (L-R):** Shandon Anderson, Gary Payton, Dwyane Wade, Assistant Coach Ron Rothstein, Assistant Coach Keith Askins, President and Head Coach Pat Riley, Assistant Coach Bob McAdoo, Assistant Coach/Director of Scouting Erik Spoelstra, Jason Williams, Derek Anderson, Dorell Wright.

**Back Row (L-R):** Assistant Athletic Trainer Jay Sabol, Athletic Trainer/Travel Coordinator Ron Culp, James Posey, Wayne Simien, Earl Barron, Michael Doleac, Shaquille O'Neal, Alonzo Mourning, Antoine Walker, Jason Kapon, Udonis Haslem, Assistant Coach/Strength & Conditioning Bill Foran, Neuromuscular Therapist Vinny Aquilino.

**Head Coach:** Pat Riley (41-20); Stan Van Gundy (11-10)

**Assistant Coaches:** Bob McAdoo, Keith Askins, Erik Spoelstra, Ron Rothstein, Bill Foran

**Team Captains:** None

## CONFERENCE RECORDS

|                 | Overall | Home | Road  | Overtime |
|-----------------|---------|------|-------|----------|
| <b>Eastern:</b> | 35-17   | 21-5 | 14-12 | 2-0      |
| <b>Western:</b> | 17-13   | 10-5 | 7-8   | 1-0      |

## DIVISION RECORDS

|                   | Overall | Home | Road | Overtime |
|-------------------|---------|------|------|----------|
| <b>Atlantic:</b>  | 13-5    | 8-1  | 5-4  | 0-0      |
| <b>Central:</b>   | 9-9     | 6-3  | 3-6  | 0-0      |
| <b>Southeast:</b> | 13-3    | 7-1  | 6-2  | 2-0      |
| <b>Southwest:</b> | 5-5     | 3-2  | 2-3  | 1-0      |
| <b>Northwest:</b> | 7-3     | 4-1  | 3-2  | 0-0      |
| <b>Pacific:</b>   | 5-5     | 3-2  | 2-3  | 0-0      |

## RECORDS BY MONTH

|                  | Overall | Home | Road | Overtime |
|------------------|---------|------|------|----------|
| <b>November:</b> | 9-6     | 7-2  | 2-4  | 1-0      |
| <b>December:</b> | 9-7     | 4-2  | 5-5  | 1-0      |
| <b>January:</b>  | 10-5    | 4-2  | 6-3  | 0-0      |
| <b>February:</b> | 8-2     | 6-0  | 2-2  | 0-0      |
| <b>March:</b>    | 12-3    | 7-1  | 5-2  | 1-0      |
| <b>April:</b>    | 4-7     | 3-3  | 1-4  | 0-0      |

**Playoff Results:** Defeated Chicago in the First Round (4-2); Defeated New Jersey in the Eastern Conference Semifinals (4-1); Defeated Detroit in the Eastern Conference Finals (4-2); Defeated Dallas in the NBA Finals (4-2)

**NBA Honors:** Alonzo Mourning, NBA Community Assist Award (August, 2006); Shaquille O'Neal, All-NBA First Team, All-Star Game, Southeast Division Sportsmanship Award; Pat Riley, Eastern Conference Coach of the Month (February); Dwyane Wade, NBA Finals MVP, All-NBA Second Team, All-Star Game, Playstation Skills Challenge Champion (All-Star Weekend), Eastern Conference Player of the Month (February), Eastern Conference Player of the Week (Dec. 4, 2005; Jan. 1, 2006)

**Home Attendance:** 818,149 (19,955 average/19,600 capacity); 41 sellouts

# 2005-2006 GAME BY GAME

| DATE      | OPPONENTS         | SCORE    | W/L | REC   | STRK | ATTEND | HEAT HIGH SCORER      | OPP. HIGH SCORER                |
|-----------|-------------------|----------|-----|-------|------|--------|-----------------------|---------------------------------|
| 1. 11/2   | @ Memphis         | 97-78    | W   | 1-0   | +1   | 18,119 | Walker.....25         | Gasol.....26                    |
| 2. 11/3   | INDIANA           | 105-102  | L   | 1-1   | -1   | 20,128 | Wade.....31           | O'Neal.....27                   |
| 3. 11/5   | @ Milwaukee       | 105-100  | L   | 1-2   | -2   | 18,717 | Wade.....21           | Redd/Simmons.....23             |
| 4. 11/7   | NEW JERSEY        | 90-89    | W   | 2-2   | +1   | 19,600 | Wade.....23           | Carter.....32                   |
| 5. 11/9   | @ Indiana         | 95-90    | L   | 2-3   | -1   | 17,586 | Wade.....29           | Artest.....24                   |
| 6. 11/10  | HOUSTON           | 88-84    | W   | 3-3   | +1   | 19,600 | Wade.....25           | Yao.....24                      |
| 7. 11/12  | CHARLOTTE         | 108-99   | W   | 4-3   | +2   | 19,600 | Williams.....22       | May.....18                      |
| 8. 11/15  | N.O./OKLA. CITY   | *109-102 | W   | 5-3   | +3   | 19,600 | Wade.....25           | Brown.....24                    |
| 9. 11/18  | PHILADELPHIA      | 106-96   | W   | 6-3   | +4   | 20,068 | Wade.....32           | Iverson.....33                  |
| 10. 11/20 | @ Toronto         | 107-94   | L   | 6-4   | -1   | 17,594 | Wade.....33           | Bosh.....27                     |
| 11. 11/23 | PORTLAND          | 100-79   | W   | 7-4   | +1   | 19,600 | Wade.....19           | Miles.....19                    |
| 12. 11/25 | DALLAS            | 103-90   | L   | 7-5   | -1   | 20,246 | Williams.....24       | Howard.....25                   |
| 13. 11/26 | @ Orlando         | 80-77    | L   | 7-6   | -2   | 16,619 | Wade.....21           | Turkoglu.....18                 |
| 14. 11/28 | NEW YORK          | 107-94   | W   | 8-6   | +1   | 19,894 | Wade.....33           | Marbury.....19                  |
| 15. 11/30 | @ Atlanta         | 96-74    | W   | 9-6   | +2   | 16,029 | Williams.....21       | Pachulia.....17                 |
| 16. 12/2  | @ Sacramento      | 98-87    | W   | 10-6  | +3   | 17,317 | Wade.....27           | Miller.....18                   |
| 17. 12/3  | @ Denver          | 101-99   | L   | 10-7  | -1   | 18,196 | Wade.....32           | Anthony.....23                  |
| 18. 12/5  | @ L.A. Clippers   | 99-89    | L   | 10-8  | -2   | 19,060 | Wade.....29           | Brand.....37                    |
| 19. 12/7  | @ San Antonio     | 98-84    | L   | 10-9  | -3   | 18,797 | Wade.....31           | Duncan.....28                   |
| 20. 12/9  | DENVER            | 100-92   | L   | 10-10 | -4   | 19,896 | Wade.....37           | Anthony.....40                  |
| 21. 12/11 | WASHINGTON        | *104-101 | W   | 11-10 | +1   | 19,600 | Wade.....41           | Butler.....28                   |
| 22. 12/13 | @ Chicago         | 100-97   | W   | 12-10 | +2   | 19,129 | O'Neal.....30         | Hinrich.....26                  |
| 23. 12/14 | @ Milwaukee       | 100-83   | W   | 13-10 | +3   | 16,287 | Wade.....27           | Redd.....24                     |
| 24. 12/16 | @ Philadelphia    | 112-105  | W   | 14-10 | +4   | 20,652 | Wade.....32           | Iverson.....35                  |
| 25. 12/17 | @ Cleveland       | 115-107  | L   | 14-11 | -1   | 20,562 | Wade.....33           | James.....41                    |
| 26. 12/20 | ATLANTA           | 111-92   | W   | 15-11 | +1   | 20,294 | O'Neal.....28         | Williams.....26                 |
| 27. 12/23 | NEW JERSEY        | 95-88    | L   | 15-12 | -1   | 20,065 | O'Neal.....24         | Carter.....51                   |
| 28. 12/25 | L.A. LAKERS       | 97-92    | W   | 16-12 | +1   | 20,277 | Payton.....21         | Bryant.....37                   |
| 29. 12/27 | MILWAUKEE         | 109-98   | W   | 17-12 | +2   | 20,270 | Wade.....35           | Williams.....24                 |
| 30. 12/29 | @ Detroit         | 106-101  | L   | 17-13 | -1   | 22,076 | Wade.....33           | Billups.....30                  |
| 31. 12/30 | @ Washington      | 128-113  | W   | 18-13 | +1   | 20,173 | Wade.....34           | Arenas.....47                   |
| 32. 1/1   | MINNESOTA         | 97-90    | W   | 19-13 | +2   | 20,274 | Wade.....19           | Szczerbiak.....19               |
| 33. 1/4   | @ N.O./Okla. City | 107-92   | L   | 19-14 | -1   | 19,326 | O'Neal/Wade.....19    | Mason.....24                    |
| 34. 1/6   | @ Phoenix         | 111-93   | L   | 19-15 | -2   | 18,422 | Walker.....22         | Bell.....24                     |
| 35. 1/8   | @ Portland        | 118-89   | W   | 20-15 | +1   | 18,032 | Wade.....31           | Patterson.....16                |
| 36. 1/11  | @ Golden State    | 110-96   | W   | 21-15 | +2   | 20,075 | Wade.....32           | Davis.....26                    |
| 37. 1/13  | @ Seattle         | 117-104  | W   | 22-15 | +3   | 17,072 | Posey/Williams.....19 | Lewis.....33                    |
| 38. 1/14  | @ Utah            | 100-94   | W   | 23-15 | +4   | 19,911 | Wade.....31           | Kirilenko.....25                |
| 39. 1/16  | @ L.A. Lakers     | 100-92   | L   | 23-16 | -1   | 18,997 | Wade.....34           | Bryant.....37                   |
| 40. 1/20  | SAN ANTONIO       | 101-94   | L   | 23-17 | -2   | 20,287 | Wade.....36           | Parker.....38                   |
| 41. 1/22  | SACRAMENTO        | 119-99   | W   | 24-17 | +1   | 20,071 | O'Neal.....21         | Stojakovic.....19               |
| 42. 1/24  | MEMPHIS           | 94-82    | W   | 25-17 | +2   | 19,600 | Wade.....25           | Jackson.....38                  |
| 43. 1/26  | PHOENIX           | 107-98   | L   | 25-18 | -1   | 20,025 | Wade.....22           | Bell.....22                     |
| 44. 1/27  | @ Charlotte       | 91-85    | W   | 26-18 | +1   | 19,026 | O'Neal.....23         | Carroll.....20                  |
| 45. 1/29  | @ Houston         | 101-95   | W   | 27-18 | +2   | 18,199 | Wade.....32           | McGrady.....37                  |
| 46. 1/30  | L.A. CLIPPERS     | 118-114  | W   | 28-18 | +3   | 19,600 | Wade.....28           | Brand.....31                    |
| 47. 2/2   | CLEVELAND         | 101-73   | W   | 29-18 | +4   | 20,168 | Wade.....24           | James.....29                    |
| 48. 2/4   | @ New Jersey      | 105-92   | L   | 29-19 | -1   | 19,268 | Wade.....31           | Carter.....28                   |
| 49. 2/6   | BOSTON            | 114-98   | W   | 30-19 | +1   | 19,986 | Wade.....34           | Pierce.....31                   |
| 50. 2/9   | @ Dallas          | 112-76   | L   | 30-20 | -1   | 20,273 | O'Neal.....23         | Nowitzki.....27                 |
| 51. 2/12  | DETROIT           | 100-98   | W   | 31-20 | +1   | 20,289 | Wade.....37           | Billups.....29                  |
| 52. 2/14  | ORLANDO           | 107-93   | W   | 32-20 | +2   | 19,600 | Wade.....38           | Dooring/Francis/Turkoglu.....15 |
| 53. 2/15  | @ Orlando         | 110-100  | W   | 33-20 | +3   | 17,283 | Wade.....36           | Battle/Howard.....16            |
| 54. 2/22  | @ New York        | 103-83   | W   | 34-20 | +4   | 19,763 | Wade/Williams.....24  | Frye.....27                     |
| 55. 2/25  | SEATTLE           | 115-106  | W   | 35-20 | +5   | 20,255 | O'Neal.....31         | Lewis.....15                    |
| 56. 2/27  | TORONTO           | 101-94   | W   | 36-20 | +6   | 19,600 | Wade.....32           | James.....26                    |
| 57. 3/1   | @ Boston          | 103-96   | W   | 37-20 | +7   | 18,624 | Wade.....24           | Pierce.....38                   |
| 58. 3/4   | ATLANTA           | 95-93    | W   | 38-20 | +8   | 20,023 | O'Neal.....21         | Johnson.....28                  |
| 59. 3/6   | @ Charlotte       | *106-105 | W   | 39-20 | +9   | 17,165 | O'Neal.....35         | Wallace.....26                  |
| 60. 3/8   | WASHINGTON        | 118-112  | W   | 40-20 | +10  | 19,600 | Wade.....40           | Arenas.....28                   |
| 61. 3/10  | GOLDEN STATE      | 111-106  | L   | 40-21 | -1   | 19,600 | Wade.....42           | Richardson.....44               |
| 62. 3/12  | CLEVELAND         | 98-92    | W   | 41-21 | +1   | 20,268 | Wade.....35           | James.....47                    |
| 63. 3/14  | UTAH              | 121-83   | W   | 42-21 | +2   | 19,600 | Wade.....25           | Harpring.....20                 |
| 64. 3/16  | BOSTON            | 107-104  | W   | 43-21 | +3   | 20,188 | Wade.....30           | Pierce.....34                   |
| 65. 3/18  | @ Chicago         | 85-84    | W   | 44-21 | +4   | 22,439 | Wade.....15           | Deng.....19                     |
| 66. 3/19  | @ New York        | 111-100  | W   | 45-21 | +5   | 19,763 | Wade.....30           | Curry.....18                    |
| 67. 3/21  | @ Minnesota       | 100-96   | L   | 45-22 | -1   | 17,927 | Wade.....35           | Davis.....26                    |
| 68. 3/22  | @ Detroit         | 82-73    | L   | 45-23 | -2   | 22,076 | O'Neal.....27         | Billups.....24                  |
| 69. 3/24  | CHARLOTTE         | 114-93   | W   | 46-23 | +1   | 20,146 | Wade.....24           | Felton.....23                   |
| 70. 3/27  | INDIANA           | 96-91    | W   | 47-23 | +2   | 20,204 | O'Neal.....23         | Jackson.....22                  |
| 71. 3/29  | @ Toronto         | 98-94    | W   | 48-23 | +3   | 19,973 | Wade.....37           | Peterson.....28                 |
| 72. 4/1   | @ Cleveland       | 106-99   | L   | 48-24 | -1   | 20,562 | Wade.....44           | James.....47                    |
| 73. 4/2   | @ New Jersey      | 90-78    | L   | 48-25 | -2   | 18,928 | Wade.....32           | Carter.....43                   |
| 74. 4/4   | MILWAUKEE         | 115-89   | W   | 49-25 | +1   | 19,600 | O'Neal.....24         | Bell.....29                     |
| 75. 4/6   | DETROIT           | 95-82    | L   | 49-26 | -1   | 20,290 | Wade.....29           | Prince/R. Wallace.....20        |
| 76. 4/8   | @ Washington      | 99-86    | W   | 50-26 | +1   | 20,173 | O'Neal.....27         | Arenas.....30                   |
| 77. 4/9   | ORLANDO           | 93-84    | L   | 50-27 | -1   | 20,021 | Wade.....27           | Nelson.....36                   |
| 78. 4/11  | TORONTO           | 106-97   | W   | 51-27 | +1   | 19,600 | Walker.....32         | James.....22                    |
| 79. 4/14  | PHILADELPHIA      | 104-85   | W   | 52-27 | +2   | 20,268 | Wade.....25           | Iverson.....30                  |
| 80. 4/16  | CHICAGO           | 117-92   | L   | 52-28 | -1   | 20,248 | Walker.....22         | Deng.....26                     |
| 81. 4/18  | @ Atlanta         | 103-100  | L   | 52-29 | -2   | 19,843 | Wright.....19         | Pachulia.....18                 |
| 82. 4/19  | @ Boston          | 85-78    | L   | 52-30 | -3   | 18,624 | Wright.....20         | Gomes.....19                    |

(\*Overtime)

# FINAL 2005-2006 STATISTICS (52-30)

## NBA Champions/Eastern Conference Champions/Southeast Division Champions

| PLAYER            | G  | GS | -FIELD GOALS- |      |      | -3-POINT FG- |     |      | -FREE THROWS- |      |      | -REBOUNDS- |     |      | AST  | PF   | DQ   | STL | TO  | BLK  | PTS | AVG  |      |
|-------------------|----|----|---------------|------|------|--------------|-----|------|---------------|------|------|------------|-----|------|------|------|------|-----|-----|------|-----|------|------|
|                   |    |    | FG            | FGA  | PCT  | FG           | FGA | PCT  | FT            | FTA  | PCT  | OFF        | DEF | TOT  |      |      |      |     |     |      |     |      |      |
| WADE              | 75 | 75 | 2892          | 699  | 1413 | .495         | 13  | 76   | .171          | 629  | 803  | .783       | 107 | 323  | 430  | 503  | 217  | 0   | 146 | 268  | 58  | 2040 | 27.2 |
| O'NEAL            | 59 | 58 | 1806          | 480  | 800  | .600         | 0   | 0    | .000          | 221  | 471  | .469       | 172 | 369  | 541  | 113  | 230  | 4   | 23  | 168  | 104 | 1181 | 20.0 |
| WILLIAMS          | 59 | 56 | 1874          | 268  | 606  | .442         | 107 | 288  | .372          | 85   | 98   | .867       | 6   | 133  | 139  | 287  | 101  | 0   | 53  | 100  | 5   | 728  | 12.3 |
| WALKER            | 82 | 19 | 2199          | 391  | 898  | .435         | 137 | 383  | .358          | 81   | 129  | .628       | 103 | 318  | 421  | 166  | 187  | 1   | 47  | 150  | 30  | 1000 | 12.2 |
| HASLEM            | 81 | 80 | 2491          | 300  | 591  | .508         | 0   | 2    | .000          | 157  | 199  | .789       | 167 | 467  | 634  | 95   | 216  | 2   | 50  | 80   | 17  | 1577 | 9.3  |
| D. ANDERSON (TOT) | 43 | 11 | 1047          | 108  | 303  | .356         | 40  | 134  | .299          | 93   | 111  | .838       | 21  | 122  | 143  | 101  | 98   | 1   | 23  | 54   | 6   | 349  | 8.1  |
| D. ANDERSON (MIA) | 23 | 3  | 465           | 40   | 130  | .308         | 21  | 67   | .313          | 32   | 38   | .842       | 9   | 51   | 60   | 48   | 49   | 1   | 8   | 17   | 2   | 133  | 5.8  |
| MOURNING          | 65 | 20 | 1302          | 188  | 315  | .597         | 0   | 1    | .000          | 133  | 224  | .594       | 125 | 234  | 359  | 11   | 177  | 4   | 13  | 79   | 173 | 509  | 7.8  |
| PAYTON            | 81 | 25 | 2305          | 230  | 547  | .420         | 66  | 230  | .287          | 100  | 126  | .794       | 34  | 199  | 233  | 257  | 169  | 0   | 71  | 102  | 10  | 626  | 7.7  |
| POSEY             | 67 | 63 | 1914          | 159  | 395  | .403         | 117 | 290  | .403          | 48   | 61   | .787       | 33  | 286  | 319  | 89   | 196  | 2   | 54  | 58   | 20  | 483  | 7.2  |
| FITCH             | 18 | 1  | 239           | 30   | 89   | .337         | 7   | 26   | .269          | 17   | 23   | .739       | 7   | 23   | 30   | 33   | 28   | 0   | 7   | 15   | 5   | 84   | 4.7  |
| KAPONO            | 51 | 2  | 665           | 79   | 177  | .446         | 21  | 53   | .396          | 28   | 33   | .848       | 12  | 59   | 71   | 37   | 89   | 0   | 7   | 20   | 3   | 207  | 4.1  |
| SIMIEN            | 43 | 2  | 414           | 58   | 120  | .483         | 0   | 0    | .000          | 30   | 34   | .882       | 38  | 50   | 88   | 7    | 70   | 2   | 13  | 24   | 1   | 146  | 3.4  |
| DOLEAC            | 31 | 3  | 371           | 37   | 88   | .420         | 0   | 0    | .000          | 24   | 30   | .800       | 23  | 62   | 85   | 8    | 45   | 0   | 10  | 14   | 7   | 98   | 3.2  |
| WRIGHT            | 20 | 2  | 132           | 20   | 43   | .465         | 3   | 6    | .500          | 15   | 17   | .882       | 2   | 30   | 32   | 8    | 12   | 0   | 3   | 14   | 1   | 58   | 2.9  |
| S. ANDERSON       | 48 | 1  | 638           | 54   | 126  | .429         | 5   | 19   | .263          | 13   | 18   | .722       | 18  | 63   | 81   | 30   | 75   | 1   | 17  | 24   | 6   | 126  | 2.6  |
| BARRON            | 8  | 0  | 45            | 5    | 16   | .313         | 0   | 0    | .000          | 3    | 4    | .750       | 2   | 8    | 10   | 0    | 10   | 0   | 0   | 5    | 0   | 13   | 1.6  |
| WALSH             | 2  | 0  | 3             | 1    | 1    | 1.000        | 0   | 0    | .000          | 0    | 2    | .000       | 0   | 0    | 0    | 0    | 0    | 0   | 0   | 1    | 0   | 2    | 1.0  |
| HEAT              | 82 | -  | 19755         | 3039 | 6355 | .478         | 497 | 1441 | .345          | 1616 | 2310 | .700       | 858 | 2675 | 3533 | 1692 | 1871 | 17  | 522 | 1186 | 442 | 8191 | 99.9 |
| OPPONENTS         | 82 | -  | 19755         | 2871 | 6529 | .440         | 490 | 1359 | .361          | 1642 | 2223 | .739       | 826 | 2359 | 3185 | 1596 | 1938 | 24  | 560 | 1063 | 298 | 7874 | 96.0 |

### DUNKS:

Miami-500 (O'Neal-202; Wade-154; Mourning-74; Haslem-48; Posey-8; Walker-8; Simien-3; Wright-2; Doleac-1)

### Opponents-299

### CHARGES TAKEN:

Miami-119 (Haslem-34; Posey-31; Wade-11; Doleac-8; Payton-6; Simien-6; D. Anderson-5; Kapono-5; O'Neal-5; Williams-5; S. Anderson-2; Barron-1)

### Opponents-83

### TECHNICAL FOULS:

Miami-100 (Wade-9; Haslem-8; Payton-7; O'Neal-6; Mourning-5; Walker-5; Riley-3; Van Gundy-3; Fitch-2; Posey-1; Rothstein-1; Defensive 3-Seconds-49; Delay of Game-1)

Opponents-63 (Includes 27 for Defensive 3-Seconds and 1 for Delay of Game)

### EJECTIONS:

Miami-4 (Doleac-1; Fitch-1; Haslem-1; Mourning-1)

### Opponents-2

| PLAYER            | — SINGLE-GAME HIGHS — |     |     |    |    |     |      | — AVERAGE PER GAME — |      |      |      |      |      |      | — CAREER HIGHS (C=SET, T=TIED THIS SEASON) — |     |     |     |     |     |     |
|-------------------|-----------------------|-----|-----|----|----|-----|------|----------------------|------|------|------|------|------|------|--|-----|-----|-----|-----|-----|-----|
|                   | MIN                   | REB | AST | ST | TO | BLK | PTS  | MIN                  | REB  | AST  | STL  | TO   | BLK  | PTS  | FG   | FGA | FT  | FTA | REB | AST | PTS |
| WADE              | 47                    | 11  | 14  | 6  | 10 | 4   | 44   | 38.6                 | 5.7  | 6.7  | 1.95 | 3.6  | 0.77 | 27.2 | 18T  | 36C | 18T | 23  | 11C | 14C | 48  |
| O'NEAL            | 43                    | 17  | 10  | 2  | 6  | 4   | 35   | 30.6                 | 9.2  | 1.9  | 0.39 | 2.8  | 1.76 | 20.0 | 24   | 40  | 19  | 31  | 28  | 10C | 61  |
| WILLIAMS          | 45                    | 6   | 11  | 3  | 5  | 1   | 24   | 31.8                 | 2.4  | 4.9  | 0.90 | 1.7  | 0.08 | 12.3 | 16   | 28  | 10C | 11  | 9   | 19  | 38  |
| WALKER            | 44                    | 16  | 7   | 3  | 6  | 3   | 32   | 26.8                 | 5.1  | 2.0  | 0.57 | 1.8  | 0.37 | 12.2 | 21   | 36  | 16  | 18  | 21  | 14  | 49  |
| HASLEM            | 43                    | 14  | 4   | 5  | 4  | 2   | 24   | 30.8                 | 7.8  | 1.2  | 0.62 | 1.0  | 0.21 | 9.3  | 11   | 17  | 12  | 12  | 18  | 6   | 24C |
| D. ANDERSON (TOT) | 40                    | 9   | 6   | 3  | 5  | 2   | 23   | 24.3                 | 3.3  | 2.3  | 0.53 | 1.3  | 0.14 | 8.1  | 14   | 23  | 16  | 17  | 14  | 14  | 35  |
| D. ANDERSON (MIA) | 38                    | 6   | 6   | 2  | 2  | 1   | 20   | 20.2                 | 2.6  | 2.1  | 0.35 | 0.7  | 0.09 | 5.8  |  |     |     |     |     |     |     |
| MOURNING          | 41                    | 21  | 1   | 2  | 6  | 9   | 21   | 20.0                 | 5.5  | 0.2  | 0.20 | 1.2  | 2.66 | 7.8  | 19   | 34  | 17  | 24  | 22  | 7   | 50  |
| PAYTON            | 46                    | 7   | 8   | 3  | 8  | 1   | 21   | 28.5                 | 2.9  | 3.2  | 0.88 | 1.3  | 0.12 | 7.7  | 19   | 32  | 14  | 20  | 16  | 18  | 44  |
| POSEY             | 46                    | 10  | 6   | 4  | 3  | 2   | 19   | 28.6                 | 4.8  | 1.3  | 0.81 | 0.9  | 0.30 | 7.2  | 12   | 24  | 15  | 18  | 19  | 10  | 38  |
| FITCH             | 26                    | 8   | 6   | 2  | 3  | 1   | 15   | 13.3                 | 1.7  | 1.8  | 0.39 | 0.8  | 0.28 | 4.7  | 4C   | 8C  | 6C  | 8C  | 8C  | 6C  | 15C |
| KAPONO            | 34                    | 5   | 6   | 1  | 2  | 1   | 16   | 13.0                 | 1.4  | 0.7  | 0.14 | 0.4  | 0.06 | 4.1  | 8  | 18  | 7   | 8   | 8   | 6C  | 25  |
| SIMIEN            | 28                    | 6   | 2   | 2  | 4  | 1   | 9    | 9.6                  | 2.0  | 0.2  | 0.30 | 0.6  | 0.02 | 3.4  | 4C   | 8C  | 3C  | 4C  | 6C  | 2C  | 9C  |
| DOLEAC            | 28                    | 8   | 1   | 2  | 2  | 14  | 12.0 | 2.7                  | 0.3  | 0.32 | 0.5  | 0.23 | 3.2  | 11   | 21   | 7   | 9   | 13  | 5   | 25  |     |
| WRIGHT            | 30                    | 7   | 4   | 2  | 4  | 1   | 20   | 6.6                  | 1.6  | 0.4  | 0.15 | 0.7  | 0.05 | 2.9  | 7C   | 11C | 10C | 12C | 7C  | 4C  | 20C |
| S. ANDERSON       | 35                    | 6   | 4   | 2  | 2  | 15  | 13.3 | 1.7                  | 0.6  | 0.35 | 0.5  | 0.13 | 2.6  | 12   | 22   | 13  | 15  | 13  | 8   | 35  |     |
| BARRON            | 17                    | 5   | 0   | 0  | 2  | 0   | 6    | 5.6                  | 1.3  | 0.0  | 0.00 | 0.6  | 0.00 | 1.6  | 3C   | 6C  | 2C  | 2C  | 5C  | 0C  | 6C  |
| WALSH             | 2                     | 0   | 0   | 0  | 1  | 0   | 2    | 1.5                  | 0.0  | 0.0  | 0.00 | 0.5  | 0.00 | 1.0  | 1C   | 1C  | 0C  | 2C  | 0C  | 0C  | 2C  |
| HEAT              | 265                   | 56  | 34  | 12 | 27 | 13  | 128  | 240.9                | 43.1 | 20.6 | 6.37 | 14.5 | 5.39 | 99.9 | 56   | 113 | 47  | 61  | 69  | 39  | 141 |
| OPPONENTS         | 265                   | 54  | 38  | 20 | 20 | 9   | 117  | 240.9                | 38.8 | 19.5 | 6.83 | 13.0 | 3.63 | 96.0 | 59   | 115 | 44  | 57  | 64  | 42  | 148 |

# 2004-2005 SEASON

**RECORD:** 59-23 (Southeast Division Champions)  
**HOME:** 35-6      **ROAD:** 24-17      **OVERTIME:** 4-6



**Front Row (L-R):** Shandon Anderson, Eddie Jones, Dwyane Wade, Assistant Coach Ron Rothstein, Assistant Coach Keith Askins, Head Coach Stan Van Gundy, Assistant Coach Bob McAdoo, Assistant Coach/Director of Scouting Erik Spoelstra, Director of Player Development Bimbo Coles, Keyon Dooling, Damon Jones, Dorell Wright.

**Back Row (L-R):** Assistant Athletic Trainer Jay Sabol, Athletic Trainer/Travel Coordinator Ron Culp, Steve Smith, Qyntel Woods, Michael Doleac, Wang Zhi-Zhi, Shaquille O'Neal, Christian Laettner, Alonzo Mourning, Udonis Haslem, Rasual Butler, Assistant Coach/Strength & Conditioning Bill Foran, Neuromuscular Therapist Vinny Aquilino.

**Head Coach:** Stan Van Gundy

**Assistant Coaches:** Bob McAdoo, Keith Askins, Erik Spoelstra, Ron Rothstein, Bill Foran

**Team Captain:** Eddie Jones

## CONFERENCE RECORDS

|                 | Overall | Home | Road | Overtime |
|-----------------|---------|------|------|----------|
| <b>Eastern:</b> | 41-11   | 23-3 | 18-8 | 2-5      |
| <b>Western:</b> | 18-12   | 12-3 | 6-9  | 2-1      |

## DIVISION RECORDS

|                   | Overall | Home | Road | Overtime |
|-------------------|---------|------|------|----------|
| <b>Atlantic:</b>  | 14-4    | 8-1  | 6-3  | 1-1      |
| <b>Central:</b>   | 12-6    | 7-2  | 5-4  | 1-4      |
| <b>Southeast:</b> | 15-1    | 8-0  | 7-1  | 0-0      |
| <b>Southwest:</b> | 5-5     | 4-1  | 1-4  | 0-0      |
| <b>Northwest:</b> | 5-5     | 3-2  | 2-3  | 1-0      |
| <b>Pacific:</b>   | 8-2     | 5-0  | 3-2  | 1-1      |

## RECORDS BY MONTH

|                  | Overall | Home | Road | Overtime |
|------------------|---------|------|------|----------|
| <b>November:</b> | 10-6    | 6-3  | 4-3  | 2-0      |
| <b>December:</b> | 14-1    | 6-0  | 8-1  | 1-0      |
| <b>January:</b>  | 9-6     | 5-2  | 4-4  | 0-2      |
| <b>February:</b> | 9-3     | 6-0  | 3-3  | 1-2      |
| <b>March:</b>    | 12-3    | 9-0  | 3-3  | 0-1      |
| <b>April:</b>    | 5-4     | 3-1  | 2-3  | 0-1      |

**Playoff Results:** Defeated New Jersey in the First Round (4-0); Defeated Washington in the Eastern Conference Semifinals (4-0); Lost to Detroit in the Eastern Conference Finals (4-3)

**NBA Honors:** Udonis Haslem, Rookie Challenge Game (All-Star Weekend); Shaquille O'Neal, All-NBA First Team, All-Star Game, Eastern Conference Player of the Month (March), Eastern Conference Player of the Week (Dec. 19, 2004), NBA Community Assist Award (December); Stan Van Gundy, Eastern Conference Coach of the Month (December, March); Dwyane Wade, All-NBA Second Team, All-Defensive Second Team, All-Star Game, Rookie Challenge Game (All-Star Weekend), Eastern Conference Player of the Month (December), Eastern Conference Player of the Week (Nov. 8, 2004), NBA Community Assist Award (August)

**Home Attendance:** 815,143 (19,882 average/19,600 capacity); 36 sellouts

# 2004-2005 GAME BY GAME

| DATE      | OPPONENTS       | SCORE     | W/L | REC   | STRK | ATTEND | HEAT HIGH SCORER         | OPP HIGH SCORER                |
|-----------|-----------------|-----------|-----|-------|------|--------|--------------------------|--------------------------------|
| 1. 11/3   | @ New Jersey    | 100-77    | W   | 1-0   | +1   | 17,260 | Wade ..... 21            | Jefferson ..... 19             |
| 2. 11/4   | CLEVELAND       | 92-86     | W   | 2-0   | +2   | 20,235 | Wade ..... 28            | Gooden ..... 24                |
| 3. 11/6   | @ Washington    | 118-106   | W   | 3-0   | +3   | 19,859 | Wade ..... 37            | Arenas ..... 27                |
| 4. 11/9   | WASHINGTON      | 103-93    | W   | 4-0   | +4   | 18,465 | Wade ..... 22            | Arenas ..... 20                |
| 5. 11/11  | DALLAS          | 113-93    | L   | 4-1   | -1   | 19,985 | O'Neal ..... 22          | Nowitzki ..... 41              |
| 6. 11/12  | @ San Antonio   | 93-84     | L   | 4-2   | -2   | 18,797 | O'Neal ..... 23          | GINOBILI ..... 29              |
| 7. 11/14  | MILWAUKEE       | **112-110 | W   | 5-2   | +1   | 18,984 | E. Jones/O'Neal ..... 19 | Van Horn ..... 26              |
| 8. 11/16  | @ Minnesota     | 108-97    | W   | 5-3   | -1   | 17,347 | Wade ..... 25            | Garnett ..... 25               |
| 9. 11/17  | @ Milwaukee     | 113-106   | W   | 6-3   | +1   | 15,891 | E. Jones ..... 27        | Redd ..... 33                  |
| 10. 11/19 | UTAH            | **107-105 | W   | 7-3   | +2   | 19,735 | Wade ..... 39            | Boozler ..... 25               |
| 11. 11/21 | PHILADELPHIA    | 93-83     | W   | 8-3   | +3   | 19,600 | Wade ..... 25            | Jackson ..... 21               |
| 12. 11/23 | PORTLAND        | 99-87     | L   | 8-4   | -1   | 19,065 | Wade ..... 19            | Randolph ..... 24              |
| 13. 11/24 | @ Atlanta       | 99-93     | W   | 9-4   | +1   | 14,590 | Wade ..... 31            | Walker ..... 22                |
| 14. 11/26 | @ Detroit       | 78-77     | L   | 9-5   | -1   | 22,076 | O'Neal ..... 24          | Hamilton ..... 24              |
| 15. 11/28 | BOSTON          | 106-104   | W   | 10-5  | +1   | 19,600 | Wade ..... 25            | LaFrentz ..... 21              |
| 16. 11/30 | TORONTO         | 94-92     | L   | 10-6  | -1   | 18,993 | O'Neal ..... 34          | Rose ..... 24                  |
| 17. 12/3  | @ Chicago       | 105-81    | W   | 11-6  | +1   | 18,860 | Laettner ..... 23        | Hinrich ..... 17               |
| 18. 12/4  | @ Denver        | 104-95    | L   | 11-7  | -1   | 18,282 | Wade ..... 26            | Anthony ..... 28               |
| 19. 12/6  | @ Utah          | 100-80    | W   | 12-7  | +1   | 18,245 | Wade ..... 23            | Harping/Snyder ..... 12        |
| 20. 12/8  | @ Milwaukee     | 101-96    | W   | 13-7  | +2   | 15,632 | Haslem ..... 20          | Mason ..... 19                 |
| 21. 12/10 | MEMPHIS         | 92-84     | W   | 14-7  | +3   | 19,600 | Wade ..... 26            | Wright ..... 25                |
| 22. 12/12 | @ Toronto       | 106-98    | W   | 15-7  | +4   | 19,202 | O'Neal/Wade ..... 20     | Rose ..... 28                  |
| 23. 12/13 | WASHINGTON      | 106-83    | W   | 16-7  | +5   | 19,600 | O'Neal ..... 40          | Arenas ..... 18                |
| 24. 12/15 | @ Washington    | 98-93     | W   | 17-7  | +6   | 18,234 | Wade ..... 29            | Jamison ..... 26               |
| 25. 12/17 | DENVER          | 107-100   | W   | 18-7  | +7   | 19,984 | Wade ..... 25            | Miller ..... 24                |
| 26. 12/19 | ORLANDO         | 117-107   | W   | 19-7  | +8   | 20,128 | O'Neal ..... 27          | Francis ..... 31               |
| 27. 12/21 | BOSTON          | 108-100   | W   | 20-7  | +9   | 20,146 | Wade ..... 33            | Pierce ..... 25                |
| 28. 12/23 | @ Sacramento    | 109-107   | W   | 21-7  | +10  | 17,317 | O'Neal ..... 25          | Webber ..... 26                |
| 29. 12/25 | @ L.A. Lakers   | *104-102  | W   | 22-7  | +11  | 18,997 | Wade ..... 29            | Bryant ..... 42                |
| 30. 12/27 | ATLANTA         | 116-102   | W   | 23-7  | +12  | 20,291 | O'Neal ..... 31          | Delik/Drobnjak/Walker ..... 16 |
| 31. 12/30 | @ Detroit       | 89-78     | W   | 24-7  | +13  | 22,076 | Wade ..... 31            | Hamilton ..... 19              |
| 32. 1/1   | CHARLOTTE       | 113-90    | W   | 25-7  | +14  | 20,281 | Wade ..... 26            | Okafor ..... 37                |
| 33. 1/3   | SEATTLE         | 98-86     | L   | 25-8  | -1   | 20,284 | Wade ..... 28            | Allen ..... 15                 |
| 34. 1/5   | NEW YORK        | 102-94    | W   | 26-8  | +1   | 20,275 | O'Neal ..... 33          | Marbury ..... 28               |
| 35. 1/7   | @ Portland      | 103-92    | W   | 27-8  | +2   | 18,666 | O'Neal ..... 28          | Patterson ..... 27             |
| 36. 1/9   | @ Seattle       | 108-98    | L   | 27-9  | -1   | 17,072 | O'Neal ..... 28          | Radmanovic ..... 27            |
| 37. 1/11  | @ Phoenix       | 122-107   | L   | 27-10 | -2   | 18,422 | O'Neal ..... 34          | Stoudemire ..... 34            |
| 38. 1/12  | @ Golden State  | 98-91     | W   | 28-10 | +1   | 18,596 | O'Neal ..... 26          | Murphy ..... 22                |
| 39. 1/14  | @ L.A. Clippers | **114-112 | L   | 28-11 | -1   | 20,043 | O'Neal ..... 39          | Brand ..... 29                 |
| 40. 1/19  | ATLANTA         | 111-92    | W   | 29-11 | +1   | 19,600 | O'Neal/Wade ..... 25     | Walker ..... 18                |
| 41. 1/21  | INDIANA         | *106-100  | L   | 29-12 | -1   | 20,131 | Wade ..... 30            | Tinsley ..... 30               |
| 42. 1/23  | NEW ORLEANS     | 97-68     | W   | 30-12 | +1   | 19,600 | Wade ..... 18            | Dickau ..... 16                |
| 43. 1/24  | @ Philadelphia  | 106-98    | L   | 30-13 | -1   | 19,172 | O'Neal ..... 24          | Iverson ..... 45               |
| 44. 1/26  | @ Toronto       | 111-96    | W   | 31-13 | +1   | 19,800 | O'Neal ..... 33          | Alston ..... 29                |
| 45. 1/28  | @ Atlanta       | 106-96    | W   | 32-13 | +2   | 18,886 | O'Neal ..... 26          | Walker ..... 36                |
| 46. 1/30  | HOUSTON         | 104-95    | W   | 33-13 | +3   | 20,178 | Wade ..... 30            | McGrady ..... 28               |
| 47. 2/1   | @ Dallas        | 109-104   | L   | 33-14 | -1   | 20,465 | Wade ..... 29            | Stackhouse ..... 24            |
| 48. 2/3   | CLEVELAND       | 100-88    | W   | 34-14 | +1   | 19,968 | O'Neal ..... 26          | James ..... 31                 |
| 49. 2/5   | CHICAGO         | 108-97    | W   | 35-14 | +2   | 20,061 | O'Neal ..... 26          | Gordon ..... 25                |
| 50. 2/7   | GOLDEN STATE    | 105-96    | W   | 36-14 | +3   | 19,078 | O'Neal ..... 27          | Dunleavy ..... 26              |
| 51. 2/9   | @ New York      | *116-110  | W   | 37-14 | +4   | 19,763 | Wade ..... 30            | Marbury ..... 36               |
| 52. 2/11  | @ Charlotte     | 97-87     | W   | 38-14 | +5   | 22,166 | O'Neal ..... 32          | Knight ..... 27                |
| 53. 2/13  | SAN ANTONIO     | 96-92     | W   | 39-14 | +6   | 20,258 | Wade ..... 28            | GINOBILI ..... 14              |
| 54. 2/16  | L.A. CLIPPERS   | 113-95    | W   | 40-14 | +7   | 19,600 | D. Jones ..... 31        | Maggette ..... 23              |
| 55. 2/22  | @ Chicago       | *105-101  | L   | 40-15 | -1   | 22,682 | Wade ..... 21            | Gordon ..... 29                |
| 56. 2/23  | @ Indiana       | *93-91    | L   | 40-16 | -2   | 18,345 | Wade ..... 38            | O'Neal ..... 23                |
| 57. 2/26  | ORLANDO         | 101-98    | W   | 41-16 | +1   | 20,043 | Wade ..... 25            | Hill ..... 28                  |
| 58. 2/27  | @ Orlando       | 112-103   | W   | 42-16 | +2   | 17,283 | Wade ..... 28            | Hill ..... 34                  |
| 59. 3/3   | @ New Jersey    | 106-90    | W   | 43-16 | +3   | 17,353 | Wade ..... 27            | Carter ..... 27                |
| 60. 3/4   | SACRAMENTO      | 104-83    | W   | 44-16 | +4   | 20,122 | Wade ..... 22            | Bibby ..... 22                 |
| 61. 3/6   | @ Cleveland     | 102-82    | W   | 45-16 | +5   | 20,562 | E. Jones ..... 19        | James ..... 23                 |
| 62. 3/7   | PHILADELPHIA    | 108-100   | W   | 46-16 | +6   | 20,261 | Wade ..... 32            | Iverson ..... 27               |
| 63. 3/10  | MINNESOTA       | 107-90    | W   | 47-16 | +7   | 19,854 | O'Neal ..... 33          | Garnett ..... 22               |
| 64. 3/12  | NEW JERSEY      | 90-65     | W   | 48-16 | +8   | 20,054 | E. Jones ..... 18        | Carter ..... 20                |
| 65. 3/14  | MILWAUKEE       | 110-71    | W   | 49-16 | +9   | 19,600 | Wade ..... 29            | Redd ..... 14                  |
| 66. 3/15  | @ New York      | 98-96     | W   | 50-16 | +10  | 19,763 | Wade ..... 24            | Marbury ..... 24               |
| 67. 3/17  | L.A. LAKERS     | 102-89    | W   | 51-16 | +11  | 20,272 | Wade ..... 27            | Bryant ..... 26                |
| 68. 3/19  | NEW YORK        | 97-82     | W   | 52-16 | +12  | 20,268 | O'Neal ..... 33          | Marbury ..... 23               |
| 69. 3/22  | @ Houston       | 84-82     | L   | 52-17 | -1   | 18,292 | O'Neal ..... 23          | McGrady ..... 26               |
| 70. 3/25  | PHOENIX         | 125-115   | W   | 53-17 | +1   | 20,278 | Wade ..... 35            | Richardson ..... 26            |
| 71. 3/26  | @ Charlotte     | 94-92     | L   | 53-18 | -1   | 23,319 | O'Neal ..... 26          | Brezec ..... 27                |
| 72. 3/29  | TORONTO         | 103-91    | W   | 54-18 | +1   | 20,197 | O'Neal ..... 26          | Alston ..... 19                |
| 73. 3/31  | @ Indiana       | *114-108  | L   | 54-19 | -1   | 18,345 | Wade ..... 37            | Miller ..... 21                |
| 74. 4/2   | @ New Orleans   | 111-99    | W   | 55-19 | +1   | 18,582 | O'Neal ..... 34          | Brown ..... 31                 |
| 75. 4/5   | CHICAGO         | 104-86    | W   | 56-19 | +2   | 20,206 | Wade ..... 39            | Gordon/Nocioni ..... 14        |
| 76. 4/8   | @ Memphis       | 97-81     | L   | 56-20 | -1   | 18,119 | Wade ..... 16            | Miller ..... 30                |
| 77. 4/10  | DETROIT         | 80-72     | L   | 56-21 | -2   | 20,218 | E. Jones ..... 19        | Hamilton ..... 17              |
| 78. 4/14  | @ Philadelphia  | *126-119  | L   | 56-22 | -3   | 20,754 | Wade ..... 48            | Iverson ..... 38               |
| 79. 4/15  | @ Boston        | 101-99    | L   | 56-23 | -4   | 18,624 | O'Neal ..... 34          | Pierce ..... 22                |
| 80. 4/17  | INDIANA         | 84-80     | W   | 57-23 | +1   | 20,187 | E. Jones ..... 17        | Jackson ..... 21               |
| 81. 4/19  | CHARLOTTE       | 99-80     | W   | 58-23 | +2   | 19,858 | R. Butler ..... 25       | Bogans/Ely/Kapono ..... 14     |
| 82. 4/20  | @ Orlando       | 98-93     | W   | 59-23 | +3   | 16,812 | Dooling ..... 19         | Francis/Howard ..... 21        |

(\* Overtime \*\*Double Overtime)

HISTORY

# FINAL 2004-2005 STATISTICS (59-23)

## Southeast Division Champions

| PLAYER         | G  | GS | -FIELD GOALS- |      |      | -3-POINT FG- |     |      | -FREE THROWS- |      |      | -REBOUNDS- |     |      | PF   | DQ   | STL  | TO | BLK | PTS  | AVG |      |       |
|----------------|----|----|---------------|------|------|--------------|-----|------|---------------|------|------|------------|-----|------|------|------|------|----|-----|------|-----|------|-------|
|                |    |    | FG            | FGA  | PCT  | FG           | FGA | PCT  | FT            | FTA  | PCT  | OFF        | DEF | TOT  |      |      |      |    |     |      |     | AST  |       |
| WADE           | 77 | 77 | 2974          | 630  | 1318 | .478         | 13  | 45   | 289           | 581  | 762  | .762       | 110 | 287  | 397  | 520  | 230  | 4  | 121 | 321  | 82  | 1854 | 24.1  |
| O'NEAL         | 73 | 73 | 2492          | 658  | 1095 | .601         | 0   | 0    | .000          | 353  | 765  | .461       | 253 | 507  | 760  | 200  | 262  | 4  | 36  | 203  | 171 | 1669 | 22.9  |
| E. JONES       | 80 | 80 | 2839          | 351  | 820  | .428         | 142 | 382  | .372          | 174  | 216  | .806       | 38  | 367  | 405  | 212  | 251  | 4  | 86  | 99   | 38  | 1018 | 12.7  |
| D. JONES       | 82 | 66 | 2576          | 331  | 726  | .456         | 225 | 521  | .432          | 68   | 86   | .791       | 14  | 217  | 231  | 350  | 121  | 0  | 44  | 98   | 5   | 955  | 11.6  |
| HASLEM         | 80 | 80 | 2675          | 346  | 641  | .540         | 0   | 4    | .000          | 178  | 225  | .791       | 239 | 487  | 726  | 108  | 260  | 5  | 63  | 113  | 41  | 870  | 10.9  |
| MOURNING (TOT) | 37 | 17 | 702           | 100  | 212  | .472         | 0   | 0    | .000          | 82   | 141  | .582       | 53  | 145  | 198  | 18   | 82   | 1  | 8   | 57   | 74  | 282  | 7.6   |
| MOURNING (MIA) | 19 | 3  | 245           | 32   | 62   | .516         | 0   | 0    | .000          | 31   | 55   | .564       | 22  | 49   | 71   | 4    | 32   | 0  | 3   | 12   | 33  | 95   | 5.0   |
| BUTLER         | 65 | 15 | 1203          | 163  | 409  | .399         | 57  | 153  | .373          | 37   | 48   | .771       | 15  | 136  | 151  | 62   | 104  | 0  | 18  | 37   | 29  | 420  | 6.5   |
| SMITH (TOT)    | 50 | 1  | 750           | 102  | 248  | .411         | 41  | 105  | .390          | 69   | 80   | .863       | 15  | 50   | 65   | 71   | 82   | 2  | 14  | 27   | 7   | 314  | 6.3   |
| SMITH (MIA)    | 13 | 0  | 114           | 9    | 30   | .300         | 3   | 15   | .200          | 2    | 3    | .667       | 2   | 14   | 16   | 14   | 8    | 0  | 2   | 3    | 0   | 23   | 1.8   |
| ALLEN          | 14 | 0  | 248           | 35   | 76   | .461         | 0   | 0    | .000          | 13   | 14   | .929       | 24  | 28   | 52   | 11   | 29   | 0  | 4   | 11   | 11  | 83   | 5.9   |
| LAETTNER       | 49 | 0  | 739           | 107  | 184  | .582         | 1   | 7    | .143          | 45   | 59   | .763       | 36  | 95   | 131  | 41   | 78   | 0  | 32  | 29   | 15  | 260  | 5.3   |
| DOOLING        | 74 | 0  | 1184          | 139  | 345  | .403         | 19  | 75   | .253          | 85   | 109  | .780       | 11  | 79   | 90   | 132  | 120  | 0  | 39  | 65   | 11  | 382  | 5.2   |
| DOLEAC         | 80 | 8  | 1175          | 148  | 331  | .447         | 0   | 2    | .000          | 25   | 41   | .610       | 74  | 185  | 259  | 47   | 160  | 0  | 23  | 36   | 22  | 321  | 4.0   |
| PERSON         | 16 | 3  | 206           | 25   | 57   | .439         | 8   | 21   | .381          | 4    | 4    | 1.000      | 1   | 21   | 22   | 11   | 6    | 0  | 6   | 7    | 0   | 62   | 3.9   |
| ANDERSON (TOT) | 66 | 5  | 1171          | 98   | 217  | .452         | 5   | 29   | .172          | 54   | 66   | .818       | 41  | 150  | 191  | 70   | 138  | 1  | 40  | 50   | 14  | 255  | 3.9   |
| ANDERSON (MIA) | 65 | 5  | 1151          | 98   | 215  | .456         | 5   | 28   | .179          | 54   | 66   | .818       | 40  | 150  | 190  | 70   | 136  | 1  | 40  | 49   | 14  | 255  | 3.9   |
| WOODS          | 3  | 0  | 40            | 5    | 12   | .417         | 0   | 0    | .000          | 0    | 0    | .000       | 2   | 4    | 6    | 0    | 6    | 0  | 4   | 2    | 0   | 10   | 3.3   |
| WRIGHT         | 3  | 0  | 27            | 3    | 11   | .273         | 0   | 4    | .000          | 1    | 1    | 1.000      | 0   | 1    | 1    | 3    | 2    | 0  | 4   | 3    | 0   | 7    | 2.3   |
| ZHI-ZHI        | 20 | 0  | 92            | 17   | 36   | .472         | 2   | 3    | .667          | 7    | 12   | .583       | 6   | 12   | 18   | 5    | 9    | 0  | 3   | 5    | 2   | 43   | 2.2   |
| HEAT           | 82 | —  | 19980         | 3097 | 6368 | .486         | 475 | 1260 | .377          | 1658 | 2466 | .672       | 887 | 2639 | 3526 | 1790 | 1814 | 18 | 528 | 1127 | 474 | 8327 | 101.5 |
| OPPONENTS      | 82 | —  | 19980         | 2865 | 6705 | .427         | 441 | 1269 | .348          | 1621 | 2134 | .760       | 922 | 2397 | 3319 | 1620 | 2020 | 24 | 611 | 1085 | 264 | 7792 | 95.0  |

**DUNKS:**

Miami-497 (O'Neal-255; Wade-113; Haslem-69; E. Jones-16; Mourning-10; Dooling-9; Butler-8; Doleac-8; Allen-5; Anderson-3; Wright-1)

**Opponents-239**

**CHARGES TAKEN:**

Miami-101 (E. Jones-24; Haslem-23; Doleac-16; Wade-14; Dooling-10; Anderson-6; O'Neal-4; Allen-2; D. Jones-2)

**TECHNICAL FOULS:**

Miami-91 (D. Jones-8; Van Gundy-8; Wade-8; O'Neal-7; Mourning-6; Haslem-5; Allen-1; Anderson-1; E. Jones-1; Defensive 3-Seconds-46)

Opponents-59 (Includes 19 for Defensive 3-Seconds)

**EJECTIONS:**

Miami-2 (Haslem-1; Mourning-1)

Opponents-5

— SINGLE-GAME HIGHS —

— AVERAGE PER GAME —

— CAREER HIGHS (C=SET, T=TIED THIS SEASON) —

| PLAYER         | MIN | REB | AST | ST | TO | BLK | PTS | MIN   | REB  | AST  | STL  | TO   | BLK  | PTS   | FG  | FGA | FT  | FTA | REB | AST | PTS |
|----------------|-----|-----|-----|----|----|-----|-----|-------|------|------|------|------|------|-------|-----|-----|-----|-----|-----|-----|-----|
| WADE           | 49  | 10  | 12  | 5  | 8  | 4   | 48  | 38.6  | 5.2  | 6.8  | 1.57 | 4.2  | 1.06 | 24.1  | 18C | 33C | 18C | 23C | 10T | 12C | 48C |
| O'NEAL         | 51  | 21  | 7   | 3  | 9  | 7   | 40  | 34.1  | 10.4 | 2.7  | 0.49 | 2.8  | 2.34 | 22.9  | 24  | 40  | 19  | 31  | 28  | 9   | 61  |
| E. JONES       | 50  | 11  | 8   | 4  | 5  | 3   | 27  | 35.5  | 5.1  | 2.7  | 1.08 | 1.2  | 0.48 | 12.7  | 14  | 27  | 15  | 17  | 13  | 12  | 38  |
| D. JONES       | 46  | 8   | 10  | 3  | 4  | 2   | 31  | 31.4  | 2.8  | 4.3  | 0.54 | 1.2  | 0.06 | 11.6  | 10C | 18  | 8T  | 10  | 8C  | 17  | 31C |
| HASLEM         | 48  | 18  | 6   | 4  | 5  | 3   | 22  | 33.4  | 9.1  | 1.4  | 0.79 | 1.4  | 0.51 | 10.9  | 11C | 17C | 12C | 12C | 18C | 6C  | 22C |
| MOURNING (TOT) | 40  | 14  | 3   | 1  | 7  | 6   | 18  | 19.0  | 5.4  | 0.5  | 0.22 | 1.5  | 2.00 | 7.6   | 19  | 34  | 17  | 24  | 22  | 7   | 50  |
| MOURNING (MIA) | 37  | 14  | 1   | 1  | 3  | 5   | 11  | 12.9  | 3.7  | 0.2  | 0.16 | 0.6  | 1.74 | 5.0   |     |     |     |     |     |     |     |
| BUTLER         | 52  | 7   | 5   | 2  | 4  | 2   | 25  | 18.5  | 2.3  | 1.0  | 0.28 | 0.6  | 0.45 | 6.5   | 11C | 24C | 8   | 10  | 7T  | 5T  | 25C |
| SMITH (TOT)    | 42  | 4   | 8   | 2  | 3  | 2   | 22  | 15.0  | 1.3  | 1.4  | 0.28 | 0.5  | 0.14 | 6.3   | 14  | 28  | 18  | 21  | 14  | 15  | 41  |
| SMITH (MIA)    | 20  | 4   | 4   | 1  | 1  | 0   | 6   | 8.8   | 1.2  | 1.1  | 0.15 | 0.2  | 0.00 | 1.8   |     |     |     |     |     |     |     |
| ALLEN          | 30  | 7   | 2   | 2  | 3  | 2   | 10  | 17.7  | 3.7  | 0.8  | 0.29 | 0.8  | 0.79 | 5.9   | 10  | 24  | 7   | 8   | 13  | 4   | 23  |
| LAETTNER       | 27  | 8   | 3   | 3  | 4  | 3   | 23  | 15.1  | 2.7  | 0.8  | 0.65 | 0.6  | 0.31 | 5.3   | 13  | 25  | 18  | 21  | 19  | 9   | 37  |
| DOOLING        | 31  | 5   | 6   | 3  | 4  | 1   | 19  | 16.0  | 1.2  | 1.8  | 0.53 | 0.9  | 0.15 | 5.2   | 8   | 19  | 8T  | 10C | 6   | 10  | 20  |
| DOLEAC         | 38  | 9   | 4   | 2  | 3  | 2   | 16  | 14.7  | 3.2  | 0.6  | 0.29 | 0.5  | 0.28 | 4.0   | 11  | 21  | 7   | 9   | 13  | 5   | 25  |
| PERSON         | 35  | 7   | 4   | 4  | 3  | 0   | 10  | 12.9  | 1.4  | 0.7  | 0.38 | 0.4  | 0.00 | 3.9   | 14  | 23  | 11  | 11  | 15  | 7   | 33  |
| ANDERSON (TOT) | 42  | 10  | 4   | 4  | 4  | 3   | 21  | 17.7  | 2.9  | 1.1  | 0.61 | 0.8  | 0.21 | 3.9   | 12  | 22  | 13  | 15  | 13  | 8   | 35  |
| ANDERSON (MIA) | 42  | 10  | 4   | 4  | 4  | 3   | 21  | 17.7  | 2.9  | 1.1  | 0.62 | 0.8  | 0.22 | 3.9   |     |     |     |     |     |     |     |
| WOODS          | 22  | 2   | 0   | 4  | 1  | 0   | 8   | 13.3  | 2.0  | 0.0  | 1.33 | 0.7  | 0.00 | 3.3   | 7   | 11  | 7   | 10  | 8   | 3   | 16  |
| WRIGHT         | 22  | 1   | 2   | 3  | 2  | 0   | 7   | 9.0   | 0.3  | 1.0  | 1.33 | 1.0  | 0.00 | 2.3   | 3C  | 7C  | 1C  | 1C  | 1C  | 2C  | 7C  |
| ZHI-ZHI        | 19  | 4   | 3   | 2  | 1  | 1   | 11  | 4.6   | 0.9  | 0.3  | 0.15 | 0.3  | 0.10 | 2.2   | 9   | 15  | 6   | 7   | 7   | 3T  | 21  |
| HEAT           | 290 | 55  | 32  | 12 | 26 | 11  | 125 | 243.7 | 43.0 | 21.8 | 6.44 | 13.7 | 5.78 | 101.5 | 56  | 113 | 47  | 61  | 69  | 39  | 141 |
| OPPONENTS      | 290 | 59  | 30  | 17 | 22 | 10  | 126 | 243.7 | 40.5 | 19.8 | 7.45 | 13.2 | 3.22 | 95.0  | 59  | 115 | 44C | 57  | 64  | 42  | 148 |

# 2003-2004 SEASON

**RECORD:** 42-40 (2nd in Atlantic Division)

**HOME:** 29-12

**ROAD:** 13-28

**OVERTIME:** 2-1



**Front Row (L-R):** Caron Butler, Eddie Jones, Dwyane Wade, Athletic Trainer/Travel Coordinator Ron Culp, Assistant Coach Keith Askins, Head Coach Stan Van Gundy, Assistant Coach Bob McAdoo, Assistant Coach Erik Spoelstra, Bimbo Coles, Rafer Alston, Rasual Butler.

**Back Row (L-R):** Assistant Athletic Trainer/Assistant Strength & Conditioning Coach/Equipment Manager Jay Sabol, John Wallace, Jerome Beasley, Brian Grant, Samaki Walker, Wang Zhi-Zhi, Loren Woods, Lamar Odom, Malik Allen, Udonis Haslem, Assistant Coach/Strength & Conditioning Bill Foran, Neuromuscular Therapist Vinny Aquilino.

**Head Coach:** Stan Van Gundy

**Assistant Coaches:** Bob McAdoo, Keith Askins, Erik Spoelstra, Bill Foran.

**Team Captains:** Brian Grant, Eddie Jones.

## CONFERENCE RECORDS

|                 | Overall | Home | Road  | Overtime |
|-----------------|---------|------|-------|----------|
| <b>Eastern:</b> | 30-24   | 19-8 | 11-16 | 1-1      |
| <b>Western:</b> | 12-16   | 10-4 | 2-12  | 1-0      |

## DIVISION RECORDS

|                  | Overall | Home | Road | Overtime |
|------------------|---------|------|------|----------|
| <b>Atlantic:</b> | 15-10   | 9-4  | 6-6  | 1-0      |
| <b>Central:</b>  | 15-14   | 10-4 | 5-10 | 0-1      |
| <b>Midwest:</b>  | 5-9     | 5-2  | 0-7  | 1-0      |
| <b>Pacific:</b>  | 7-7     | 5-2  | 2-5  | 0-0      |

## RECORDS BY MONTH

|                  | Overall | Home | Road | Overtime |
|------------------|---------|------|------|----------|
| <b>October:</b>  | 0-3     | 0-1  | 0-2  | 0-0      |
| <b>November:</b> | 5-9     | 4-1  | 1-8  | 1-0      |
| <b>December:</b> | 8-7     | 5-3  | 3-4  | 0-0      |
| <b>January:</b>  | 8-8     | 5-2  | 3-6  | 0-0      |
| <b>February:</b> | 4-8     | 3-4  | 1-4  | 0-1      |
| <b>March:</b>    | 12-3    | 9-1  | 3-2  | 1-0      |
| <b>April:</b>    | 5-2     | 3-0  | 2-2  | 0-0      |

**Playoff Results:** Defeated New Orleans in the First Round (4-3); Lost to Indiana in the Eastern Conference Semifinals (4-2)

**NBA Honors:** Dwyane Wade, All-Rookie First Team, Rookie Challenge Game (All-Star Weekend), Eastern Conference Player of the Week (Feb. 23, 2004); Lamar Odom, Eastern Conference Player of the Month (March), Eastern Conference Player of the Week (Mar. 8, 2004), NBA Community Assist Award (May); Udonis Haslem, All-Rookie Second Team, Rookie Challenge Game (All-Star Weekend); Stan Van Gundy, Eastern Conference Coach of the Month (March)

**Home Attendance:** 624,809 (15,239 average); 11 sellouts (10 @ 16,500 capacity, 1 @ 19,600 capacity)

# 2003-2004 GAME BY GAME

| DATE      | OPPONENTS       | SCORE    | W/L | REC   | STRK | ATTEND | HEAT HIGH SCORER              | OPP. HIGH SCORER              |
|-----------|-----------------|----------|-----|-------|------|--------|-------------------------------|-------------------------------|
| 1. 10/28  | @ Philadelphia  | 89-74    | L   | 0-1   | -1   | 18,295 | Wade ..... 18                 | Iverson ..... 26              |
| 2. 10/29  | @ Boston        | 98-75    | L   | 0-2   | -2   | 18,624 | Jones ..... 22                | Pierce ..... 23               |
| 3. 10/31  | DETROIT         | 93-81    | L   | 0-3   | -3   | 15,825 | Jones ..... 20                | Billups ..... 27              |
| 4. 11/3   | @ Dallas        | 103-93   | L   | 0-4   | -4   | 19,463 | Haslem ..... 20               | Nowitzki ..... 30             |
| 5. 11/4   | @ San Antonio   | 80-73    | L   | 0-5   | -5   | 17,666 | Jones ..... 26                | Ginobili ..... 15             |
| 6. 11/8   | MINNESOTA       | 88-79    | L   | 0-6   | -6   | 14,645 | Jones ..... 21                | Garnett ..... 25              |
| 7. 11/11  | @ Houston       | 90-70    | L   | 0-7   | -7   | 11,135 | Jones ..... 21                | Mobley ..... 30               |
| 8. 11/12  | CLEVELAND       | 88-83    | W   | 1-7   | +1   | 15,329 | Jones ..... 25                | Ilgaukas ..... 20             |
| 9. 11/14  | WASHINGTON      | *105-101 | W   | 2-7   | +2   | 14,371 | Jones ..... 27                | Arenas ..... 27               |
| 10. 11/16 | @ L.A. Lakers   | 99-77    | L   | 2-8   | -1   | 18,997 | Odom ..... 18                 | Bryant ..... 27               |
| 11. 11/18 | @ Seattle       | 105-98   | W   | 3-8   | +1   | 10,531 | Odom ..... 21                 | Murray ..... 31               |
| 12. 11/19 | @ Portland      | 94-93    | L   | 3-9   | -1   | 15,503 | Jones ..... 26                | Wallace ..... 21              |
| 13. 11/21 | @ Golden State  | 101-91   | L   | 3-10  | -2   | 12,869 | Odom ..... 20                 | Richardson ..... 29           |
| 14. 11/22 | @ Phoenix       | 100-98   | L   | 3-11  | -3   | 16,379 | Wade ..... 27                 | Stoudemire ..... 24           |
| 15. 11/25 | NEW ORLEANS     | 91-87    | W   | 4-11  | +1   | 14,424 | Jones ..... 25                | Davis ..... 38                |
| 16. 11/28 | @ Atlanta       | 95-83    | L   | 4-12  | -1   | 12,816 | Jones ..... 28                | Abdur-Rahim ..... 24          |
| 17. 11/29 | TORONTO         | 78-66    | W   | 5-12  | +1   | 14,585 | Wade ..... 16                 | Murray ..... 14               |
| 18. 12/3  | @ Detroit       | 87-73    | L   | 5-13  | -1   | 17,703 | Odom ..... 22                 | Hamilton ..... 18             |
| 19. 12/5  | PHILADELPHIA    | 93-90    | L   | 5-14  | -2   | 14,722 | Wade ..... 21                 | Iverson ..... 35              |
| 20. 12/6  | SAN ANTONIO     | 86-70    | L   | 5-15  | -3   | 14,603 | Odom ..... 17                 | Duncan/Nesterovic ..... 21    |
| 21. 12/9  | PHOENIX         | 92-72    | W   | 6-15  | +1   | 14,468 | Grant/Wade ..... 18           | Marion ..... 27               |
| 22. 12/12 | MEMPHIS         | 91-88    | W   | 7-15  | +2   | 14,429 | Odom ..... 29                 | Posey ..... 19                |
| 23. 12/14 | @ Toronto       | 90-89    | W   | 8-15  | +3   | 17,950 | Wade ..... 23                 | Marshall ..... 15             |
| 24. 12/16 | ATLANTA         | 97-79    | W   | 9-15  | +4   | 14,355 | Wade ..... 32                 | Abdur-Rahim ..... 26          |
| 25. 12/17 | @ Philadelphia  | 87-76    | L   | 9-16  | -1   | 17,430 | Wade ..... 22                 | McKie ..... 20                |
| 26. 12/19 | @ Memphis       | 97-83    | L   | 9-17  | -2   | 13,869 | Wade ..... 21                 | Miller ..... 18               |
| 27. 12/21 | GOLDEN STATE    | 104-93   | W   | 10-17 | +1   | 14,497 | Wade ..... 33                 | Richardson/Van Excel ..... 17 |
| 28. 12/23 | WASHINGTON      | 79-72    | W   | 11-17 | +2   | 14,447 | Wade ..... 20                 | Hughes ..... 16               |
| 29. 12/26 | @ Washington    | 92-84    | W   | 12-17 | +3   | 15,824 | Jones ..... 22                | Hughes ..... 21               |
| 30. 12/27 | NEW YORK        | 100-80   | L   | 12-18 | -1   | 16,500 | Odom ..... 25                 | Van Horn ..... 28             |
| 31. 12/29 | @ Chicago       | 90-83    | W   | 13-18 | +1   | 20,472 | Odom ..... 25                 | Hinrich ..... 16              |
| 32. 12/30 | @ New York      | 102-73   | L   | 13-19 | -1   | 19,763 | Odom ..... 19                 | Van Horn ..... 22             |
| 33. 1/2   | ORLANDO         | 112-101  | W   | 14-19 | +1   | 15,864 | Jones ..... 33                | Gooden ..... 29               |
| 34. 1/5   | INDIANA         | 87-65    | L   | 14-20 | -1   | 14,453 | Grant ..... 14                | Artest/O'Neal ..... 18        |
| 35. 1/7   | CHICAGO         | 102-95   | W   | 15-20 | +1   | 14,413 | Jones ..... 27                | Dupree ..... 22               |
| 36. 1/9   | @ Milwaukee     | 103-94   | L   | 15-21 | -1   | 18,717 | Odom ..... 22                 | Kukoc ..... 24                |
| 37. 1/10  | @ Minnesota     | 83-77    | L   | 15-22 | -2   | 17,026 | Grant ..... 17                | Garnett ..... 28              |
| 38. 1/13  | @ Sacramento    | 90-86    | L   | 15-23 | -3   | 17,317 | Odom ..... 21                 | Stojakovic ..... 24           |
| 39. 1/15  | @ Utah          | 97-85    | L   | 15-24 | -4   | 19,751 | Jones ..... 28                | Kirilenko ..... 26            |
| 40. 1/16  | @ L.A. Clippers | 87-85    | W   | 16-24 | +1   | 14,233 | Jones ..... 21                | Brand ..... 22                |
| 41. 1/18  | @ Denver        | 88-80    | L   | 16-25 | -1   | 17,635 | Odom ..... 26                 | Anthony ..... 31              |
| 42. 1/20  | BOSTON          | 86-84    | L   | 16-26 | -2   | 14,327 | Haslem ..... 18               | Pierce ..... 29               |
| 43. 1/23  | NEW JERSEY      | 85-64    | W   | 17-26 | +1   | 16,028 | Jones ..... 18                | Martin ..... 16               |
| 44. 1/24  | @ New York      | 85-77    | W   | 18-26 | +2   | 19,763 | Jones ..... 26                | Doleac ..... 18               |
| 45. 1/26  | HOUSTON         | 95-81    | W   | 19-26 | +3   | 14,523 | Jones ..... 27                | Taylor ..... 16               |
| 46. 1/28  | @ Cleveland     | 94-93    | L   | 19-27 | -1   | 14,433 | Jones ..... 16                | Ilgaukas ..... 30             |
| 47. 1/30  | L.A. CLIPPERS   | 97-88    | W   | 20-27 | +1   | 14,346 | Odom ..... 25                 | Brand ..... 23                |
| 48. 1/31  | @ New Orleans   | 94-70    | W   | 21-27 | +2   | 15,476 | Jones ..... 24                | Mashburn ..... 18             |
| 49. 2/2   | DETROIT         | *102-100 | L   | 21-28 | -1   | 15,438 | Jones ..... 19                | Prince ..... 24               |
| 50. 2/4   | @ New Jersey    | 99-88    | L   | 21-29 | -2   | 11,668 | Odom ..... 27                 | Martin ..... 24               |
| 51. 2/7   | NEW YORK        | 76-64    | L   | 21-30 | -3   | 16,500 | Odom ..... 18                 | Marbury ..... 16              |
| 52. 2/8   | @ Indiana       | 97-91    | L   | 21-31 | -4   | 16,091 | Odom ..... 25                 | O'Neal ..... 25               |
| 53. 2/10  | L.A. LAKERS     | 98-83    | L   | 21-32 | -5   | 16,500 | Wade ..... 19                 | O'Neal ..... 22               |
| 54. 2/11  | @ Orlando       | 111-98   | W   | 22-32 | +1   | 12,784 | Wade ..... 27                 | McGrady ..... 31              |
| 55. 2/17  | UTAH            | 97-85    | W   | 23-32 | +2   | 14,431 | Wade ..... 31                 | Kirilenko ..... 24            |
| 56. 2/20  | ATLANTA         | 125-92   | W   | 24-32 | +3   | 14,332 | Jones ..... 24                | Crawford ..... 21             |
| 57. 2/21  | DENVER          | 97-81    | W   | 25-32 | +4   | 16,500 | Wade ..... 28                 | Anthony ..... 16              |
| 58. 2/23  | PORTLAND        | 89-81    | L   | 25-33 | -1   | 14,474 | Odom ..... 25                 | Randolph ..... 22             |
| 59. 2/28  | @ New Jersey    | 92-86    | L   | 25-34 | -2   | 16,584 | Jones ..... 21                | Jefferson ..... 25            |
| 60. 2/29  | @ Milwaukee     | 108-104  | L   | 25-35 | -3   | 18,311 | Jones ..... 25                | Redd ..... 27                 |
| 61. 3/2   | TORONTO         | 89-86    | L   | 25-36 | -4   | 14,178 | Odom ..... 23                 | Carter ..... 27               |
| 62. 3/4   | MILWAUKEE       | 104-98   | W   | 26-36 | +1   | 14,338 | Alston ..... 23               | Van Horn ..... 22             |
| 63. 3/6   | SACRAMENTO      | 102-96   | W   | 27-36 | +2   | 16,500 | Odom ..... 30                 | Bibby ..... 24                |
| 64. 3/9   | ORLANDO         | 100-89   | W   | 28-36 | +3   | 14,349 | R. Butler/Jones ..... 19      | McGrady ..... 26              |
| 65. 3/10  | @ New Orleans   | 95-84    | L   | 28-37 | -1   | 11,036 | Jones ..... 18                | Davis ..... 33                |
| 66. 3/12  | SEATTLE         | 82-74    | W   | 29-37 | +1   | 14,422 | Jones ..... 19                | Allen/Lewis/Murray ..... 16   |
| 67. 3/14  | NEW JERSEY      | 104-95   | W   | 30-37 | +2   | 14,568 | Jones ..... 23                | Jefferson ..... 25            |
| 68. 3/16  | NEW ORLEANS     | 96-83    | W   | 31-37 | +3   | 14,412 | Wade ..... 23                 | Davis ..... 23                |
| 69. 3/20  | PHILADELPHIA    | 101-69   | W   | 32-37 | +4   | 16,500 | Jones/Wade ..... 17           | Iverson/Thomas ..... 23       |
| 70. 3/21  | @ Washington    | 101-81   | W   | 33-37 | +5   | 17,220 | Wade ..... 22                 | Blake ..... 21                |
| 71. 3/24  | @ Orlando       | 105-90   | W   | 34-37 | +6   | 13,695 | Jones ..... 28                | Gooden ..... 23               |
| 72. 3/26  | DALLAS          | *119-118 | W   | 35-37 | +7   | 16,500 | Odom ..... 26                 | Daniels ..... 31              |
| 73. 3/28  | @ Indiana       | 87-80    | L   | 35-38 | -1   | 17,284 | C. Butler/Jones/Wade ..... 14 | O'Neal ..... 23               |
| 74. 3/29  | CHICAGO         | 105-96   | L   | 36-38 | -1   | 16,500 | C. Butler ..... 30            | Hinrich ..... 20              |
| 75. 3/31  | @ Atlanta       | 100-97   | W   | 37-38 | +2   | 17,055 | Jones ..... 23                | Jackson ..... 29              |
| 76. 4/2   | @ Detroit       | 92-84    | L   | 37-39 | -1   | 22,076 | Odom ..... 18                 | Billups ..... 31              |
| 77. 4/3   | @ Chicago       | 97-83    | W   | 38-39 | +1   | 17,764 | Jones ..... 21                | Curry ..... 20                |
| 78. 4/7   | BOSTON          | 104-101  | W   | 39-39 | +2   | 16,500 | Odom ..... 24                 | Pierce ..... 31               |
| 79. 4/9   | CLEVELAND       | 106-91   | W   | 40-39 | +3   | 20,213 | Wade ..... 20                 | James ..... 24                |
| 80. 4/10  | @ Cleveland     | 91-80    | L   | 40-40 | -1   | 20,562 | Wade ..... 17                 | McInnis ..... 16              |
| 81. 4/12  | @ Boston        | 84-77    | W   | 41-40 | +1   | 15,730 | Odom ..... 28                 | Davis ..... 25                |
| 82. 4/14  | NEW JERSEY      | 96-84    | W   | 42-40 | +2   | 16,500 | C. Butler ..... 22            | Jefferson ..... 18            |

(\*Overtime)

# FINAL 2003-2004 STATISTICS (42-40)

| PLAYER           | G         | GS       | MIN          | -FIELD GOALS- |             |             | -3-POINT FG- |             |             | -FREE THROWS- |             |             | -REBOUNDS- |             |             |             | PTS         | AVG       |            |             |            |             |             |
|------------------|-----------|----------|--------------|---------------|-------------|-------------|--------------|-------------|-------------|---------------|-------------|-------------|------------|-------------|-------------|-------------|-------------|-----------|------------|-------------|------------|-------------|-------------|
|                  |           |          |              | FG            | FGA         | PCT         | FG           | FGA         | PCT         | FT            | FTA         | PCT         | OFF        | DEF         | TOT         | AST         |             |           | PF         | DQ          | STL        | TO          | BLK         |
| JONES            | 81        | 81       | 2998         | 473           | 1156        | .409        | 177          | 479         | .370        | 278           | 333         | .835        | 38         | 270         | 308         | 258         | 226         | 2         | 92         | 129         | 34         | 1401        | 17.3        |
| ODOM             | 80        | 80       | 3003         | 485           | 1127        | .430        | 61           | 205         | .298        | 340           | 458         | .742        | 160        | 616         | 776         | 327         | 273         | 5         | 85         | 236         | 71         | 1371        | 17.1        |
| WADE             | 61        | 56       | 2126         | 371           | 798         | .465        | 16           | 53          | .302        | 233           | 312         | .747        | 85         | 162         | 247         | 275         | 140         | 0         | 86         | 196         | 34         | 991         | 16.2        |
| ALSTON           | 82        | 28       | 2581         | 287           | 764         | .376        | 161          | 434         | .371        | 103           | 134         | .769        | 26         | 200         | 226         | 372         | 212         | 1         | 114        | 128         | 18         | 838         | 10.2        |
| C. BUTLER        | 68        | 56       | 2030         | 240           | 631         | .380        | 10           | 42          | .238        | 133           | 176         | .756        | 92         | 234         | 326         | 126         | 162         | 0         | 75         | 91          | 13         | 623         | 9.2         |
| GRANT            | 76        | 76       | 2303         | 289           | 613         | .471        | 0            | 1           | .000        | 86            | 110         | .782        | 174        | 350         | 524         | 69          | 254         | 4         | 51         | 82          | 35         | 664         | 8.7         |
| HASLEM           | 75        | 24       | 1795         | 205           | 447         | .459        | 0            | 3           | .000        | 140           | 183         | .765        | 189        | 284         | 473         | 51          | 197         | 2         | 33         | 74          | 24         | 550         | 7.3         |
| R. BUTLER        | 45        | 0        | 675          | 119           | 250         | .476        | 50           | 108         | .463        | 16            | 21          | .762        | 4          | 57          | 61          | 23          | 72          | 0         | 10         | 28          | 13         | 304         | 6.8         |
| WALLACE          | 37        | 0        | 368          | 61            | 145         | .421        | 5            | 13          | .385        | 31            | 40          | .775        | 12         | 47          | 59          | 14          | 38          | 0         | 5          | 24          | 8          | 158         | 4.3         |
| ALLEN            | 45        | 6        | 616          | 83            | 198         | .419        | 0            | 0           | .000        | 25            | 33          | .758        | 42         | 77          | 119         | 16          | 81          | 0         | 12         | 27          | 28         | 191         | 4.2         |
| WOODS            | 38        | 2        | 506          | 44            | 96          | .458        | 0            | 0           | .000        | 33            | 55          | .600        | 65         | 69          | 134         | 10          | 52          | 0         | 11         | 26          | 19         | 121         | 3.2         |
| WALKER           | 33        | 0        | 418          | 38            | 99          | .384        | 0            | 2           | .000        | 29            | 44          | .659        | 42         | 70          | 112         | 6           | 54          | 0         | 9          | 15          | 11         | 105         | 3.2         |
| ZHI-ZHI (TOT)    | 16        | 0        | 114          | 17            | 46          | .370        | 4            | 14          | .286        | 9             | 10          | .900        | 4          | 14          | 18          | 2           | 13          | 0         | 3          | 6           | 5          | 47          | 2.9         |
| ZHI-ZHI (MIA)    | 14        | 0        | 105          | 17            | 45          | .378        | 4            | 14          | .286        | 5             | 6           | .833        | 4          | 10          | 14          | 2           | 13          | 0         | 3          | 6           | 4          | 43          | 3.1         |
| HILL             | 5         | 0        | 38           | 3             | 5           | .600        | 0            | 0           | .000        | 3             | 4           | .750        | 5          | 3           | 8           | 0           | 10          | 0         | 0          | 2           | 1          | 9           | 1.8         |
| PENNEY           | 2         | 0        | 18           | 1             | 6           | .167        | 1            | 3           | .333        | 0             | 0           | .000        | 0          | 1           | 1           | 1           | 1           | 0         | 1          | 3           | 0          | 3           | 1.5         |
| COLES            | 22        | 1        | 170          | 12            | 34          | .353        | 0            | 0           | .000        | 4             | 6           | .667        | 2          | 8           | 10          | 15          | 27          | 0         | 3          | 9           | 0          | 28          | 1.3         |
| BEASLEY          | 2         | 0        | 5            | 1             | 3           | .333        | 0            | 0           | .000        | 0             | 0           | .000        | 0          | 1           | 1           | 0           | 0           | 0         | 0          | 0           | 0          | 2           | 1.0         |
| <b>HEAT</b>      | <b>82</b> | <b>—</b> | <b>19755</b> | <b>2729</b>   | <b>6417</b> | <b>.425</b> | <b>485</b>   | <b>1357</b> | <b>.357</b> | <b>1459</b>   | <b>1915</b> | <b>.762</b> | <b>940</b> | <b>2459</b> | <b>3399</b> | <b>1565</b> | <b>1812</b> | <b>14</b> | <b>590</b> | <b>1137</b> | <b>313</b> | <b>7402</b> | <b>90.3</b> |
| <b>OPPONENTS</b> | <b>82</b> | <b>—</b> | <b>19755</b> | <b>2658</b>   | <b>6205</b> | <b>.428</b> | <b>431</b>   | <b>1256</b> | <b>.343</b> | <b>1612</b>   | <b>2100</b> | <b>.768</b> | <b>892</b> | <b>2486</b> | <b>3378</b> | <b>1526</b> | <b>1729</b> | <b>14</b> | <b>578</b> | <b>1207</b> | <b>439</b> | <b>7359</b> | <b>89.7</b> |

## DUNKS:

Miami-211 (Wade-64; Odom-29; Grant-28; Haslem-28; C. Butler-21; Jones-13; Woods-10; Walker-7; R. Butler-5; Wallace-3; Allen-2; Alston-1)

Opponents-213

## TECHNICAL FOULS:

Miami-74 (Odom-10; Van Gundy-8; Alston-7; C. Butler-4; Coles-3; Grant-3; Haslem-3; Jones-2; Allen-1; Askins-1; R. Butler-1; Wade-1; Woods-1; Defensive 3-Seconds-29)

Opponents-80 (Includes 38 for Defensive 3-Seconds)

## EJECTIONS:

Miami-2 (Alston-1; Odom-1)

Opponents-2

| PLAYER           | — SINGLE-GAME HIGHS — |           |           |           |           |           |            | — AVERAGE PER GAME — |             |             |             |             |             |             | — CAREER HIGHS (C=SET, T=TIED THIS SEASON) — |            |            |           |           |           |            |
|------------------|-----------------------|-----------|-----------|-----------|-----------|-----------|------------|----------------------|-------------|-------------|-------------|-------------|-------------|-------------|--|------------|------------|-----------|-----------|-----------|------------|
|                  | MIN                   | REB       | AST       | ST        | TO        | BLK       | PTS        | MIN                  | REB         | AST         | STL         | TO          | BLK         | PTS         | FG   | FGA        | FT         | FTA       | REB       | AST       | PTS        |
| JONES            | 45                    | 8         | 11        | 5         | 5         | 3         | 33         | 37.0                 | 3.8         | 3.2         | 1.14        | 1.6         | 0.42        | 17.3        | 14   | 27         | 15         | 17        | 13        | 12        | 38         |
| ODOM             | 51                    | 19        | 11        | 4         | 7         | 5         | 30         | 37.5                 | 9.7         | 4.1         | 1.06        | 3.0         | 0.89        | 17.1        | 13   | 31C        | 14T        | 15T       | 19C       | 11T       | 34         |
| WADE             | 44                    | 10        | 8         | 6         | 10        | 2         | 33         | 34.9                 | 4.0         | 4.5         | 1.41        | 3.2         | 0.56        | 16.2        | 15C  | 24C        | 14C        | 17C       | 10C       | 8C        | 33C        |
| ALSTON           | 46                    | 7         | 10        | 5         | 7         | 2         | 23         | 31.5                 | 2.8         | 4.5         | 1.39        | 1.6         | 0.22        | 10.2        | 10   | 21C        | 8          | 9         | 8         | 11        | 23T        |
| C. BUTLER        | 45                    | 14        | 8         | 5         | 5         | 2         | 30         | 29.9                 | 4.8         | 1.9         | 1.10        | 1.3         | 0.19        | 9.2         | 15   | 25         | 9T         | 12        | 14C       | 8T        | 35         |
| GRANT            | 43                    | 13        | 4         | 4         | 5         | 3         | 19         | 30.3                 | 6.9         | 0.9         | 0.67        | 1.1         | 0.46        | 8.7         | 14   | 23         | 14         | 17        | 24        | 7         | 34         |
| HASLEM           | 44                    | 17        | 3         | 2         | 5         | 2         | 20         | 23.9                 | 6.3         | 0.7         | 0.44        | 1.0         | 0.32        | 7.3         | 9C   | 12C        | 9C         | 11C       | 17C       | 3C        | 20C        |
| R. BUTLER        | 30                    | 5         | 2         | 2         | 3         | 2         | 20         | 15.0                 | 1.4         | 0.5         | 0.22        | 0.6         | 0.29        | 6.8         | 9  | 18         | 8          | 10        | 7         | 5         | 22         |
| WALLACE          | 28                    | 7         | 5         | 2         | 3         | 3         | 19         | 9.9                  | 1.6         | 0.4         | 0.14        | 0.6         | 0.22        | 4.3         | 14   | 28         | 11         | 12        | 12        | 6         | 30         |
| ALLEN            | 29                    | 7         | 3         | 2         | 3         | 4         | 14         | 13.7                 | 2.6         | 0.4         | 0.27        | 0.6         | 0.62        | 4.2         | 10   | 24         | 7          | 8         | 13        | 4         | 23         |
| WOODS            | 29                    | 9         | 2         | 2         | 3         | 2         | 12         | 13.3                 | 3.5         | 0.3         | 0.29        | 0.7         | 0.50        | 3.2         | 7  | 10         | 8          | 12        | 10        | 4         | 18         |
| WALKER           | 29                    | 9         | 3         | 2         | 2         | 2         | 9          | 12.7                 | 3.4         | 0.2         | 0.27        | 0.5         | 0.33        | 3.2         | 11   | 22         | 8          | 10        | 20        | 5         | 26         |
| ZHI-ZHI (TOT)    | 18                    | 4         | 1         | 1         | 2         | 1         | 11         | 7.1                  | 1.1         | 0.1         | 0.19        | 0.4         | 0.31        | 2.9         | 9  | 15         | 6          | 7         | 7         | 3         | 21         |
| ZHI-ZHI (MIA)    | 18                    | 4         | 1         | 1         | 2         | 1         | 11         | 7.5                  | 1.0         | 0.1         | 0.21        | 0.4         | 0.29        | 3.1         |  |            |            |           |           |           |            |
| HILL             | 12                    | 4         | 0         | 0         | 1         | 1         | 6          | 7.6                  | 1.6         | 0.0         | 0.00        | 0.4         | 0.20        | 1.8         | 12   | 20         | 11         | 16        | 20        | 5         | 29         |
| PENNEY           | 14                    | 1         | 1         | 1         | 3         | 0         | 3          | 9.0                  | 0.5         | 0.5         | 0.50        | 1.5         | 0.00        | 1.5         | 1C   | 6C         | 0C         | 0C        | 1C        | 1C        | 3C         |
| COLES            | 25                    | 2         | 3         | 1         | 2         | 0         | 4          | 7.7                  | 0.5         | 0.7         | 0.14        | 0.4         | 0.00        | 1.3         | 11   | 20         | 12         | 13        | 9         | 15        | 26         |
| BEASLEY          | 3                     | 1         | 0         | 0         | 0         | 0         | 2          | 2.5                  | 0.5         | 0.0         | 0.00        | 0.0         | 0.00        | 1.0         | 1C   | 2C         | 0C         | 0C        | 1C        | 0C        | 2C         |
| <b>HEAT</b>      | <b>265</b>            | <b>56</b> | <b>30</b> | <b>14</b> | <b>23</b> | <b>10</b> | <b>125</b> | <b>240.9</b>         | <b>41.5</b> | <b>19.1</b> | <b>7.20</b> | <b>13.9</b> | <b>3.82</b> | <b>90.3</b> | <b>56</b>                                    | <b>113</b> | <b>47</b>  | <b>61</b> | <b>69</b> | <b>39</b> | <b>141</b> |
| <b>OPPONENTS</b> | <b>265</b>            | <b>58</b> | <b>31</b> | <b>16</b> | <b>24</b> | <b>14</b> | <b>118</b> | <b>240.9</b>         | <b>41.2</b> | <b>18.6</b> | <b>7.05</b> | <b>14.7</b> | <b>5.35</b> | <b>89.7</b> | <b>59</b>                                    | <b>115</b> | <b>42T</b> | <b>57</b> | <b>64</b> | <b>42</b> | <b>148</b> |

# 2002-2003 SEASON

**RECORD:** 25-57 (7th in Atlantic Division)

**HOME:** 16-25

**ROAD:** 9-32

**OVERTIME:** 2-3



**Front Row (L-R):** Rasual Butler, LaPhonso Ellis, Brian Grant, Sean Marks, Ken Johnson, Vladimir Stepania, Malik Allen, Caron Butler, Eddie Jones, Sean Lampley.

**Back Row (L-R):** Travis Best, Eddie House, Neuromuscular Therapist Vinny Aquilino, Assistant Coach/Strength & Conditioning Bill Foran, Athletic Trainer/Travel Coordinator Ron Culp, Assistant Coach Keith Askins, President & Head Coach Pat Riley, Assistant Coach Bob McAdoo, Assistant Head Coach Stan Van Gundy, Assistant Coach/Director of Scouting Erik Spoelstra, Assistant Athletic Trainer/Assistant Strength & Conditioning Coach/Equipment Manager Jay Sabol, Anthony Carter, Mike James.

**Not pictured:** Alonzo Mourning.

**President and Head Coach:** Pat Riley

**Assistant Head Coach:** Stan Van Gundy

**Assistant Coaches:** Bob McAdoo, Keith Askins, Erik Spoelstra, Bill Foran

**Team Captains:** Brian Grant, Eddie Jones

## CONFERENCE RECORDS

|          | Overall | Home  | Road | Overtime |
|----------|---------|-------|------|----------|
| Eastern: | 18-36   | 11-16 | 7-20 | 1-1      |
| Western: | 7-21    | 5-9   | 2-12 | 1-2      |

## DIVISION RECORDS

|           | Overall | Home | Road | Overtime |
|-----------|---------|------|------|----------|
| Atlantic: | 5-19    | 3-9  | 2-10 | 0-0      |
| Central:  | 13-17   | 8-7  | 5-10 | 1-1      |
| Midwest:  | 2-12    | 1-6  | 1-6  | 0-2      |
| Pacific:  | 5-9     | 4-3  | 1-6  | 1-0      |

## RECORDS BY MONTH

|           | Overall | Home | Road | Overtime |
|-----------|---------|------|------|----------|
| October:  | 0-1     | 0-1  | 0-0  | 0-0      |
| November: | 4-11    | 3-5  | 1-6  | 0-1      |
| December: | 7-7     | 3-3  | 4-4  | 1-1      |
| January:  | 5-11    | 4-3  | 1-8  | 1-0      |
| February: | 3-9     | 2-3  | 1-6  | 0-1      |
| March:    | 4-13    | 3-8  | 1-5  | 0-0      |
| April:    | 2-5     | 1-2  | 1-3  | 0-0      |

**Playoff Results:** None

**NBA Honors:** Caron Butler, All-Rookie First Team, Rookie Challenge Game (All-Star Weekend), Eastern Conference Rookie of the Month (November 2002, January 2003, February 2003, March 2003)

Home Attendance: 628,242 (15,323 average); 10 sellouts (9 @ 16,500 capacity, 1 @ 19,600 capacity)

# 2002-2003 GAME BY GAME

| DATE      | OPPONENTS       | SCORE     | W/L | REC   | STRK | ATTEND | HEAT HIGH SCORER       | OPP. HIGH SCORER          |
|-----------|-----------------|-----------|-----|-------|------|--------|------------------------|---------------------------|
| 1. 10/30  | ORLANDO         | 100-86    | L   | 0-1   | -1   | 16,500 | Allen/Best.....22      | McGrady.....24            |
| 2. 11/2   | @ New Orleans   | 100-95    | L   | 0-2   | -2   | 15,419 | Jones.....30           | Mashburn.....35           |
| 3. 11/3   | SACRAMENTO      | 88-78     | W   | 1-2   | +1   | 15,468 | Jones.....16           | Clark.....19              |
| 4. 11/5   | INDIANA         | 83-79     | L   | 1-3   | -1   | 15,068 | Jones.....17           | B. Miller.....28          |
| 5. 11/9   | SEATTLE         | 84-82     | L   | 1-4   | -2   | 15,313 | Jones.....23           | Lewis.....24              |
| 6. 11/12  | L.A. CLIPPERS   | 101-82    | L   | 1-5   | -3   | 15,022 | R. Butler.....15       | Brand.....25              |
| 7. 11/15  | NEW JERSEY      | 93-84     | L   | 1-6   | -4   | 15,722 | C. Butler/Jones.....18 | Kidd.....33               |
| 8. 11/16  | @ Washington    | 95-65     | L   | 1-7   | -5   | 20,173 | Allen.....14           | Stackhouse.....16         |
| 9. 11/19  | @ Milwaukee     | 97-93     | W   | 2-7   | +1   | 13,632 | Jones.....22           | Allen.....24              |
| 10. 11/20 | @ Detroit       | 79-68     | L   | 2-8   | -1   | 16,867 | Jones.....15           | Atkins.....21             |
| 11. 11/22 | DETROIT         | 75-72     | L   | 2-9   | -2   | 15,328 | Jones.....17           | Hamilton.....17           |
| 12. 11/24 | @ Orlando       | 77-75     | L   | 2-10  | -3   | 13,308 | C. Butler.....18       | Miller.....31             |
| 13. 11/26 | L.A. LAKERS     | 97-85     | W   | 3-10  | +1   | 16,500 | Jones.....18           | Bryant.....21             |
| 14. 11/27 | @ Philadelphia  | 83-74     | L   | 3-11  | -1   | 20,258 | Grant.....17           | Iverson.....36            |
| 15. 11/29 | @ Atlanta       | *100-94   | L   | 3-12  | -2   | 12,034 | Allen.....21           | Abdur-Rahim.....29        |
| 16. 11/30 | CLEVELAND       | 85-79     | W   | 4-12  | +1   | 14,802 | C. Butler.....16       | Wagner.....28             |
| 17. 12/2  | @ Phoenix       | *100-90   | W   | 5-12  | +2   | 12,420 | Jones.....21           | Marion.....30             |
| 18. 12/4  | @ L.A. Clippers | 89-80     | L   | 5-13  | -1   | 14,015 | Allen/House.....12     | Brand.....25              |
| 19. 12/6  | @ Portland      | 88-69     | L   | 5-14  | -2   | 18,033 | House.....15           | Wells.....17              |
| 20. 12/7  | @ Seattle       | 100-71    | L   | 5-15  | -3   | 13,587 | R. Butler.....19       | Radmanovic.....19         |
| 21. 12/10 | MEMPHIS         | 107-96    | L   | 5-16  | -4   | 14,558 | Jones.....33           | Gooden.....25             |
| 22. 12/13 | NEW YORK        | 97-92     | L   | 5-17  | -5   | 15,895 | Jones.....24           | Sprewell.....30           |
| 23. 12/14 | GOLDEN STATE    | 101-92    | W   | 6-17  | +1   | 14,603 | Jones.....38           | Jamison.....25            |
| 24. 12/16 | HOUSTON         | *105-100  | L   | 6-18  | -1   | 14,758 | Jones.....32           | Mobley.....27             |
| 25. 12/18 | @ Boston        | 91-81     | W   | 7-18  | +1   | 13,994 | Jones.....21           | Delk.....20               |
| 26. 12/20 | @ Toronto       | 97-77     | W   | 8-18  | +2   | 19,235 | C. Butler.....25       | Lenard.....19             |
| 27. 12/22 | @ New York      | 92-84     | W   | 9-18  | +3   | 19,763 | Jones.....22           | Eisley.....19             |
| 28. 12/23 | @ Cleveland     | 74-72     | L   | 9-19  | -1   | 8,973  | Grant.....19           | Davis.....33              |
| 29. 12/27 | BOSTON          | 90-70     | W   | 10-19 | +1   | 16,500 | Jones.....28           | Pierce.....19             |
| 30. 12/30 | ATLANTA         | 93-84     | W   | 11-19 | +2   | 14,821 | Jones.....23           | Wilks.....19              |
| 31. 1/1   | @ Atlanta       | 107-73    | W   | 12-19 | +3   | 8,414  | C. Butler.....25       | Terry.....17              |
| 32. 1/3   | NEW JERSEY      | 100-80    | L   | 12-20 | -1   | 14,624 | R. Butler.....12       | Jefferson.....26          |
| 33. 1/5   | @ Sacramento    | 96-70     | L   | 12-21 | -2   | 17,317 | C. Butler.....16       | Bibby.....22              |
| 34. 1/6   | @ Golden State  | 99-85     | L   | 12-22 | -3   | 12,279 | Lampley.....18         | Arenas/Jamison.....22     |
| 35. 1/8   | @ Denver        | 86-76     | L   | 12-23 | -4   | 12,930 | C. Butler.....20       | Howard.....28             |
| 36. 1/10  | @ Utah          | 92-76     | L   | 12-24 | -5   | 19,417 | C. Butler.....19       | Harpring.....31           |
| 37. 1/12  | @ L.A. Lakers   | 106-81    | L   | 12-25 | -6   | 18,997 | C. Butler.....23       | Bryant.....36             |
| 38. 1/14  | DETROIT         | 88-85     | W   | 13-25 | +1   | 14,783 | C. Butler.....22       | Hamilton.....24           |
| 39. 1/15  | @ Indiana       | 104-81    | L   | 13-26 | -1   | 15,580 | R. Butler.....21       | B. Miller.....21          |
| 40. 1/18  | CHICAGO         | **102-101 | W   | 14-26 | +1   | 16,500 | Allen.....23           | Rose.....30               |
| 41. 1/20  | @ New York      | 72-65     | L   | 14-27 | -1   | 18,704 | Jones.....19           | Sprewell.....24           |
| 42. 1/22  | PHOENIX         | 92-85     | W   | 15-27 | +1   | 14,633 | Grant.....16           | Marion.....27             |
| 43. 1/25  | PHILADELPHIA    | 97-91     | L   | 15-28 | -1   | 16,500 | Jones.....26           | Van Horn.....26           |
| 44. 1/27  | INDIANA         | 102-95    | L   | 15-29 | -2   | 14,503 | C. Butler.....22       | R. Miller.....21          |
| 45. 1/29  | NEW YORK        | 82-80     | W   | 16-29 | +1   | 14,623 | Jones.....22           | Sprewell.....28           |
| 46. 1/31  | @ Philadelphia  | 104-99    | L   | 16-30 | -1   | 20,365 | Jones.....22           | Van Horn.....33           |
| 47. 2/1   | SAN ANTONIO     | 67-65     | L   | 16-31 | -2   | 15,729 | Jones.....17           | Parker.....18             |
| 48. 2/3   | ATLANTA         | 99-79     | W   | 17-31 | +1   | 14,546 | Jones.....26           | Abdur-Rahim.....19        |
| 49. 2/5   | PORTLAND        | 101-87    | L   | 17-32 | -1   | 14,566 | Jones.....20           | Pippen.....26             |
| 50. 2/11  | NEW ORLEANS     | 78-69     | L   | 17-33 | -2   | 14,484 | Jones.....26           | Magliore/Mashburn.....15  |
| 51. 2/14  | @ Houston       | 94-82     | W   | 18-33 | +1   | 15,310 | C. Butler.....24       | Francis.....27            |
| 52. 2/15  | @ Dallas        | 98-92     | L   | 18-34 | -1   | 20,003 | Best.....21            | Nowitzki.....35           |
| 53. 2/17  | @ Detroit       | 93-62     | L   | 18-35 | -2   | 17,177 | C. Butler.....13       | Hamilton.....24           |
| 54. 2/18  | @ New Jersey    | 84-79     | L   | 18-36 | -3   | 11,656 | C. Butler.....17       | Martin.....28             |
| 55. 2/22  | CHICAGO         | 100-90    | W   | 19-36 | +1   | 14,987 | Jones.....23           | Rose.....31               |
| 56. 2/25  | @ San Antonio   | 84-69     | L   | 19-37 | -1   | 17,322 | Jones.....13           | Duncan.....17             |
| 57. 2/26  | @ New Orleans   | 91-82     | L   | 19-38 | -2   | 12,460 | Grant.....24           | Mashburn.....18           |
| 58. 2/28  | @ Memphis       | *126-116  | L   | 19-39 | -3   | 19,351 | C. Butler/Jones.....24 | Gasol.....25              |
| 59. 3/2   | WASHINGTON      | 93-83     | W   | 20-39 | +1   | 16,500 | C. Butler.....20       | Stackhouse.....24         |
| 60. 3/4   | MILWAUKEE       | 100-91    | L   | 20-40 | -1   | 14,228 | Grant.....20           | Cassell.....25            |
| 61. 3/7   | DALLAS          | 91-89     | L   | 20-41 | -2   | 16,500 | R. Butler/James.....20 | Nash.....22               |
| 62. 3/8   | DENVER          | 98-92     | L   | 20-42 | -3   | 14,418 | R. Butler.....22       | Harrington.....19         |
| 63. 3/10  | UTAH            | 83-73     | L   | 20-43 | -4   | 14,897 | C. Butler.....24       | Malone.....29             |
| 64. 3/11  | @ Cleveland     | 77-75     | W   | 21-43 | +1   | 8,059  | Best.....16            | Davis.....19              |
| 65. 3/14  | NEW ORLEANS     | 87-83     | L   | 21-44 | -1   | 14,477 | C. Butler.....25       | Mashburn.....21           |
| 66. 3/15  | @ Washington    | 89-82     | L   | 21-45 | -2   | 20,173 | Best/Grant.....16      | Stackhouse.....37         |
| 67. 3/18  | PHILADELPHIA    | 103-83    | L   | 21-46 | -3   | 14,897 | C. Butler.....26       | Iverson.....32            |
| 68. 3/19  | @ Orlando       | 109-93    | L   | 21-47 | -4   | 14,242 | C. Butler.....20       | McGrady.....36            |
| 69. 3/21  | TORONTO         | 107-98    | W   | 22-47 | +1   | 14,492 | C. Butler.....22       | V. Carter.....30          |
| 70. 3/23  | ORLANDO         | 96-74     | L   | 22-48 | -1   | 16,500 | C. Butler.....19       | McGrady.....37            |
| 71. 3/25  | @ Minnesota     | 108-91    | L   | 22-49 | -2   | 15,237 | C. Butler.....21       | Garnett/Szczerbiak.....26 |
| 72. 3/26  | @ Chicago       | 82-74     | L   | 22-50 | -3   | 18,221 | C. Butler.....16       | Rose.....19               |
| 73. 3/28  | MINNESOTA       | 111-84    | W   | 23-50 | +1   | 14,522 | C. Butler.....35       | Garnett.....17            |
| 74. 3/30  | @ Milwaukee     | 109-87    | L   | 23-51 | -1   | 18,717 | C. Butler.....24       | Payton.....24             |
| 75. 3/31  | MILWAUKEE       | 91-86     | L   | 23-52 | -2   | 14,458 | House.....21           | Cassell/Payton.....20     |
| 76. 4/2   | @ Boston        | 90-62     | L   | 23-53 | -3   | 17,156 | C. Butler.....28       | Pierce.....28             |
| 77. 4/4   | @ New Jersey    | 99-83     | L   | 23-54 | -4   | 16,152 | Grant.....23           | Kidd.....30               |
| 78. 4/6   | @ Indiana       | 90-69     | L   | 23-55 | -5   | 15,014 | James.....19           | Bender.....15             |
| 79. 4/8   | TORONTO         | 89-83     | W   | 24-55 | +1   | 14,365 | Grant.....16           | A. Williams.....16        |
| 80. 4/11  | WASHINGTON      | 91-87     | L   | 24-56 | -1   | 20,152 | C. Butler.....19       | Jordan.....25             |
| 81. 4/13  | BOSTON          | 94-86     | L   | 24-57 | -2   | 16,500 | C. Butler.....20       | Pierce.....32             |
| 82. 4/15  | @ Toronto       | 103-99    | W   | 25-57 | +1   | 16,510 | Jones.....22           | Hudson.....22             |

(\* Overtime \*\*Double Overtime)

HISTORY

# FINAL 2002-2003 STATISTICS (25-57)

| PLAYER           | G         | GS       | MIN          | -FIELD GOALS- |             |             | -3-POINT FG- |             |             | -FREE THROWS- |             |             | -REBOUNDS- |             |             |             | PTS         | AVG       |            |             |            |             |             |
|------------------|-----------|----------|--------------|---------------|-------------|-------------|--------------|-------------|-------------|---------------|-------------|-------------|------------|-------------|-------------|-------------|-------------|-----------|------------|-------------|------------|-------------|-------------|
|                  |           |          |              | FG            | FGA         | PCT         | FG           | FGA         | PCT         | FT            | FTA         | PCT         | OFF        | DEF         | TOT         | AST         |             |           | PF         | DQ          | STL        | TO          | BLK         |
| JONES            | 47        | 47       | 1789         | 291           | 688         | .423        | 98           | 241         | .407        | 189           | 230         | .822        | 35         | 191         | 226         | 173         | 137         | 1         | 64         | 85          | 31         | 869         | 18.5        |
| C. BUTLER        | 78        | 78       | 2858         | 429           | 1032        | .416        | 34           | 107         | .318        | 309           | 375         | .824        | 135        | 262         | 397         | 213         | 230         | 3         | 137        | 192         | 31         | 1201        | 15.4        |
| GRANT            | 82        | 82       | 2641         | 344           | 676         | .509        | 0            | 0           | .000        | 158           | 205         | .771        | 241        | 596         | 837         | 104         | 300         | 8         | 63         | 129         | 47         | 846         | 10.3        |
| ALLEN            | 80        | 73       | 2318         | 335           | 790         | .424        | 0            | 4           | .000        | 97            | 121         | .802        | 134        | 291         | 425         | 54          | 234         | 1         | 37         | 128         | 78         | 767         | 9.6         |
| BEST             | 72        | 52       | 1807         | 231           | 583         | .396        | 36           | 109         | .330        | 105           | 123         | .854        | 26         | 121         | 147         | 255         | 174         | 6         | 44         | 106         | 7          | 603         | 8.4         |
| JAMES            | 78        | 8        | 1722         | 218           | 585         | .373        | 67           | 228         | .294        | 104           | 142         | .732        | 26         | 123         | 149         | 246         | 176         | 1         | 64         | 108         | 5          | 607         | 7.8         |
| R. BUTLER        | 72        | 28       | 1514         | 207           | 572         | .362        | 50           | 171         | .292        | 76            | 104         | .731        | 29         | 157         | 186         | 93          | 105         | 0         | 21         | 77          | 43         | 540         | 7.5         |
| HOUSE            | 55        | 7        | 1025         | 172           | 444         | .387        | 36           | 120         | .300        | 31            | 36          | .861        | 17         | 84          | 101         | 87          | 73          | 0         | 44         | 46          | 1          | 411         | 7.5         |
| STEPANIA         | 79        | 6        | 1594         | 185           | 427         | .433        | 0            | 0           | .000        | 71            | 134         | .530        | 211        | 343         | 554         | 24          | 169         | 0         | 45         | 69          | 40         | 441         | 5.6         |
| ELLIS            | 55        | 3        | 784          | 100           | 262         | .382        | 27           | 107         | .252        | 50            | 66          | .758        | 44         | 113         | 157         | 15          | 88          | 0         | 15         | 31          | 15         | 277         | 5.0         |
| LAMPLEY          | 35        | 0        | 487          | 56            | 129         | .434        | 0            | 4           | .000        | 57            | 82          | .695        | 26         | 57          | 83          | 31          | 43          | 0         | 7          | 25          | 3          | 169         | 4.8         |
| CARTER           | 49        | 26       | 912          | 83            | 233         | .356        | 0            | 8           | .000        | 33            | 50          | .660        | 12         | 71          | 83          | 203         | 70          | 0         | 45         | 81          | 5          | 199         | 4.1         |
| MARKS            | 23        | 0        | 223          | 22            | 59          | .373        | 0            | 1           | .000        | 10            | 15          | .667        | 8          | 27          | 35          | 3           | 37          | 1         | 5          | 14          | 6          | 54          | 2.3         |
| JOHNSON          | 16        | 0        | 156          | 15            | 37          | .405        | 0            | 0           | .000        | 2             | 6           | .333        | 4          | 28          | 32          | 0           | 20          | 0         | 1          | 6           | 12         | 32          | 2.0         |
| <b>HEAT</b>      | <b>82</b> | <b>—</b> | <b>19830</b> | <b>2688</b>   | <b>6517</b> | <b>.412</b> | <b>348</b>   | <b>1100</b> | <b>.316</b> | <b>1292</b>   | <b>1689</b> | <b>.765</b> | <b>948</b> | <b>2464</b> | <b>3412</b> | <b>1501</b> | <b>1856</b> | <b>21</b> | <b>592</b> | <b>1167</b> | <b>324</b> | <b>7016</b> | <b>85.6</b> |
| <b>OPPONENTS</b> | <b>82</b> | <b>—</b> | <b>19830</b> | <b>2713</b>   | <b>6208</b> | <b>.437</b> | <b>406</b>   | <b>1149</b> | <b>.353</b> | <b>1598</b>   | <b>2129</b> | <b>.751</b> | <b>872</b> | <b>2587</b> | <b>3459</b> | <b>1482</b> | <b>1671</b> | <b>9</b>  | <b>626</b> | <b>1173</b> | <b>436</b> | <b>7430</b> | <b>90.6</b> |

## DUNKS:

Miami-181 (C. Butler-54; Grant-36; Stepania-23; Allen-16; Lampley-15; R. Butler-12; Jones-8; Ellis-6; Marks-5; Carter-3; James-2; Johnson-1)

Opponents-233

## TECHNICAL FOULS:

Miami-85 (Riley-19; Grant-7; Best-4; C. Butler-3; Stepania-3; House-2; Allen-1; Askins-1; James-1; Van Gundy-1; Defensive 3-Seconds-43)

Opponents-67 (Includes 26 for Defensive 3-Seconds)

## EJECTIONS:

Miami-5 (Grant-2; Riley-2; Stepania-1)

Opponents-4

| PLAYER           | — SINGLE-GAME HIGHS — |           |           |           |           |           |            | — AVERAGE PER GAME — |             |             |             |             |             |             | — CAREER HIGHS (C=SET, T=TIED THIS SEASON) — |            |           |           |           |           |            |
|------------------|-----------------------|-----------|-----------|-----------|-----------|-----------|------------|----------------------|-------------|-------------|-------------|-------------|-------------|-------------|--|------------|-----------|-----------|-----------|-----------|------------|
|                  | MIN                   | REB       | AST       | ST        | TO        | BLK       | PTS        | MIN                  | REB         | AST         | STL         | TO          | BLK         | PTS         | FG   | FGA        | FT        | FTA       | REB       | AST       | PTS        |
| JONES            | 51                    | 11        | 7         | 6         | 8         | 4         | 38         | 38.1                 | 4.8         | 3.7         | 1.36        | 1.8         | 0.66        | 18.5        | 14   | 27C        | 15        | 17        | 13        | 12        | 38C        |
| C. BUTLER        | 50                    | 11        | 8         | 7         | 5         | 2         | 35         | 36.6                 | 5.1         | 2.7         | 1.76        | 2.5         | 0.40        | 15.4        | 15C  | 25C        | 9C        | 12C       | 11C       | 8C        | 35C        |
| GRANT            | 49                    | 20        | 7         | 4         | 4         | 3         | 24         | 32.2                 | 10.2        | 1.3         | 0.77        | 1.6         | 0.57        | 10.3        | 14   | 23         | 14        | 17        | 24        | 7C        | 34         |
| ALLEN            | 47                    | 13        | 4         | 3         | 4         | 4         | 23         | 29.0                 | 5.3         | 0.7         | 0.46        | 1.6         | 0.98        | 9.6         | 10C  | 24C        | 7C        | 8C        | 13C       | 4C        | 23C        |
| BEST             | 42                    | 7         | 10        | 2         | 5         | 1         | 22         | 25.1                 | 2.0         | 3.5         | 0.61        | 1.5         | 0.10        | 8.4         | 12   | 20         | 12        | 15        | 11        | 13        | 30         |
| JAMES            | 41                    | 9         | 9         | 4         | 6         | 1         | 20         | 22.1                 | 1.9         | 3.2         | 0.82        | 1.4         | 0.06        | 7.8         | 7C   | 15C        | 8C        | 10C       | 9C        | 9C        | 20C        |
| R. BUTLER        | 42                    | 7         | 5         | 2         | 4         | 3         | 22         | 21.0                 | 2.6         | 1.3         | 0.29        | 1.1         | 0.60        | 7.5         | 9C   | 18C        | 8C        | 10C       | 7C        | 5C        | 22C        |
| HOUSE            | 36                    | 6         | 6         | 4         | 3         | 1         | 21         | 18.6                 | 1.8         | 1.6         | 0.80        | 0.8         | 0.02        | 7.5         | 10   | 18         | 6         | 6         | 7         | 8         | 28         |
| STEPANIA         | 35                    | 15        | 2         | 4         | 4         | 3         | 17         | 20.2                 | 7.0         | 0.3         | 0.57        | 0.9         | 0.51        | 5.6         | 8C   | 14         | 7         | 12        | 15C       | 3         | 19         |
| ELLIS            | 33                    | 9         | 2         | 2         | 3         | 2         | 15         | 14.3                 | 2.9         | 0.3         | 0.27        | 0.6         | 0.27        | 5.0         | 14   | 27         | 12        | 16        | 19        | 8         | 39         |
| LAMPLEY          | 31                    | 9         | 4         | 2         | 3         | 1         | 18         | 13.9                 | 2.4         | 0.9         | 0.20        | 0.7         | 0.09        | 4.8         | 8C   | 12C        | 7C        | 8C        | 9C        | 4C        | 18C        |
| CARTER           | 36                    | 7         | 15        | 4         | 5         | 1         | 12         | 18.6                 | 1.7         | 4.1         | 0.92        | 1.7         | 0.10        | 4.1         | 9  | 15         | 7         | 8         | 8         | 15C       | 21         |
| MARKS            | 23                    | 4         | 1         | 2         | 3         | 2         | 6          | 9.7                  | 1.5         | 0.1         | 0.22        | 0.6         | 0.26        | 2.3         | 7  | 12         | 3T        | 4T        | 11        | 2         | 15         |
| JOHNSON          | 33                    | 10        | 0         | 1         | 2         | 3         | 8          | 9.8                  | 2.0         | 0.0         | 0.06        | 0.4         | 0.75        | 2.0         | 4C   | 9C         | 1C        | 2C        | 10C       | 0C        | 8C         |
| <b>HEAT</b>      | <b>290</b>            | <b>58</b> | <b>30</b> | <b>18</b> | <b>24</b> | <b>10</b> | <b>116</b> | <b>241.8</b>         | <b>41.6</b> | <b>18.3</b> | <b>7.22</b> | <b>14.2</b> | <b>3.95</b> | <b>85.6</b> | <b>56</b>                                    | <b>113</b> | <b>47</b> | <b>61</b> | <b>69</b> | <b>39</b> | <b>141</b> |
| <b>OPPONENTS</b> | <b>290</b>            | <b>56</b> | <b>33</b> | <b>16</b> | <b>27</b> | <b>14</b> | <b>126</b> | <b>241.8</b>         | <b>42.2</b> | <b>18.1</b> | <b>7.63</b> | <b>14.3</b> | <b>5.32</b> | <b>90.6</b> | <b>59</b>                                    | <b>115</b> | <b>42</b> | <b>57</b> | <b>64</b> | <b>42</b> | <b>148</b> |

# 2001-2002 SEASON

**RECORD:** 36-46 (6th in Atlantic Division)

**HOME:** 18-23

**ROAD:** 18-23

**OVERTIME:** 7-2



**Front Row (L-R):** Eddie House, Anthony Carter, Athletic Trainer/Travel Coordinator Ron Culp, Assistant Coach/Scout Keith Askins, Assistant Head Coach Stan Van Gundy, President & Head Coach Pat Riley, Assistant Coach Bob McAdoo, Assistant Coach/Director of Player Development Marc Iavaroni, Assistant Coach/Director of Scouting Erik Spoelstra, Rod Strickland, Mike James.

**Back Row (L-R):** Assistant Coach/Strength & Conditioning Bill Foran, Jim Jackson, LaPhonso Ellis, Brian Grant, Sean Marks, Ernest Brown, Alonzo Mourning, Vladimir Stepania, Chris Gatling, Malik Allen, Eddie Jones, Kendall Gill, Assistant Athletic Trainer/Assistant Strength & Conditioning Coach/Equipment Manager Jay Sabol, Neuromuscular Therapist Vinny Aquilino.

**President and Head Coach:** Pat Riley

**Assistant Head Coach:** Stan Van Gundy

**Assistant Coaches:** Bob McAdoo, Marc Iavaroni, Erik Spoelstra, Keith Askins, Bill Foran

**Team Captains:** Brian Grant, Eddie Jones, Alonzo Mourning

## CONFERENCE RECORDS

|          | Overall | Home  | Road  | Overtime |
|----------|---------|-------|-------|----------|
| Eastern: | 22-32   | 12-15 | 10-17 | 2-2      |
| Western: | 14-14   | 6-8   | 8-6   | 5-0      |

## DIVISION RECORDS

|           | Overall | Home | Road | Overtime |
|-----------|---------|------|------|----------|
| Atlantic: | 10-14   | 5-7  | 5-7  | 0-0      |
| Central:  | 12-18   | 7-8  | 5-10 | 2-2      |
| Midwest:  | 7-7     | 3-4  | 4-3  | 2-0      |
| Pacific:  | 7-7     | 3-4  | 4-3  | 3-0      |

## RECORDS BY MONTH

|           | Overall | Home | Road | Overtime |
|-----------|---------|------|------|----------|
| October:  | 1-0     | 1-0  | 0-0  | 0-0      |
| November: | 1-13    | 1-8  | 0-5  | 1-1      |
| December: | 4-10    | 1-4  | 3-6  | 1-1      |
| January:  | 10-5    | 4-1  | 6-4  | 3-0      |
| February: | 8-4     | 5-2  | 3-2  | 1-0      |
| March:    | 8-8     | 3-4  | 5-4  | 0-0      |
| April:    | 4-6     | 3-4  | 1-2  | 1-0      |

**Playoff Results:** None

**NBA Honors:** Alonzo Mourning, J. Walter Kennedy Citizenship Award (NBA Citizenship Award), NBA All-Star Game; LaPhonso Ellis, Atlantic Division Sportsmanship Award; Eddie Jones, Eastern Conference Player of the Week (Jan. 6, 2002)

**Home Attendance:** 655,549 (15,989 average); 12 sellouts (9 @ 16,500 capacity, 3 @ 19,600 capacity)

# 2001-2002 GAME BY GAME

| DATE      | OPPONENTS       | SCORE     | W/L | REC   | STRK | ATTEND | HEAT HIGH SCORER        | OPP. HIGH SCORER       |
|-----------|-----------------|-----------|-----|-------|------|--------|-------------------------|------------------------|
| 1. 10/31  | TORONTO         | 97-92     | W   | 1-0   | +1   | 16,500 | Mourning.....25         | V. Carter.....20       |
| 2. 11/2   | CLEVELAND       | 90-83     | L   | 1-1   | -1   | 15,208 | Mourning.....17         | Miller.....30          |
| 3. 11/3   | @ Atlanta       | 90-83     | L   | 1-2   | -2   | 9,472  | Mourning.....23         | Terry.....20           |
| 4. 11/6   | SEATTLE         | *87-85    | W   | 2-2   | +1   | 16,500 | Jones.....25            | Payton.....24          |
| 5. 11/8   | @ Milwaukee     | 86-82     | L   | 2-3   | -1   | 18,364 | Jones.....29            | Robinson.....26        |
| 6. 11/10  | SACRAMENTO      | 90-75     | L   | 2-4   | -2   | 17,853 | Gatling/Jones.....12    | Stojakovic.....22      |
| 7. 11/13  | PHILADELPHIA    | 82-76     | L   | 2-5   | -3   | 15,465 | Jones.....20            | Iverson.....25         |
| 8. 11/15  | @ New York      | 83-74     | L   | 2-6   | -4   | 19,763 | Jones.....22            | Houston.....17         |
| 9. 11/16  | CHARLOTTE       | 96-87     | L   | 2-7   | -5   | 15,322 | Jones.....22            | Davis.....23           |
| 10. 11/20 | MINNESOTA       | 80-73     | L   | 2-8   | -6   | 15,226 | Ellis/House.....17      | Szczerbiasiak.....22   |
| 11. 11/23 | DALLAS          | 104-94    | L   | 2-9   | -7   | 15,486 | Jones.....22            | Nowitzki.....33        |
| 12. 11/24 | @ Cleveland     | *100-96   | L   | 2-10  | -8   | 14,051 | Jones.....27            | Powert.....25          |
| 13. 11/27 | BOSTON          | 84-83     | L   | 2-11  | -9   | 15,064 | Jones.....27            | Pierce.....33          |
| 14. 11/29 | @ Chicago       | 78-72     | L   | 2-12  | -10  | 17,003 | Jones.....15            | Mercer.....19          |
| 15. 11/30 | WASHINGTON      | 84-75     | L   | 2-13  | -11  | 20,118 | Ellis.....24            | Jordan.....22          |
| 16. 12/4  | @ L.A. Clippers | 87-83     | L   | 2-14  | -12  | 16,594 | Mourning.....21         | Brand.....23           |
| 17. 12/7  | @ Seattle       | *98-94    | W   | 3-14  | +1   | 13,645 | Mourning.....21         | Payton.....25          |
| 18. 12/9  | @ Sacramento    | 95-88     | L   | 3-15  | -1   | 17,317 | Jackson.....17          | Stojakovic.....23      |
| 19. 12/11 | MILWAUKEE       | 99-97     | W   | 4-15  | +1   | 15,321 | Jones.....23            | Allen.....30           |
| 20. 12/12 | @ Washington    | 82-80     | L   | 4-16  | -1   | 20,674 | Jackson.....18          | Jordan.....25          |
| 21. 12/14 | NEW JERSEY      | 95-86     | L   | 4-17  | -2   | 15,212 | Jackson.....24          | Kittles.....27         |
| 22. 12/15 | @ Houston       | 76-73     | W   | 5-17  | +1   | 11,035 | Jones.....19            | Thomas.....26          |
| 23. 12/18 | UTAH            | 95-56     | L   | 5-18  | -1   | 15,122 | Jones.....12            | Malone/Marshall.....21 |
| 24. 12/21 | CLEVELAND       | *86-81    | L   | 5-19  | -2   | 15,381 | E. Jones.....24         | J. Jones.....18        |
| 25. 12/23 | @ Toronto       | 83-76     | L   | 5-20  | -3   | 19,800 | Jackson.....12          | V. Carter.....27       |
| 26. 12/27 | @ Atlanta       | 100-96    | L   | 5-21  | -4   | 13,240 | Jones.....24            | Terry.....32           |
| 27. 12/28 | MEMPHIS         | 91-86     | L   | 5-22  | -5   | 15,558 | Mourning.....20         | Williams.....19        |
| 28. 12/30 | @ Detroit       | 86-80     | L   | 5-23  | -6   | 22,076 | Grant.....22            | Stackhouse.....24      |
| 29. 12/31 | @ Indiana       | 89-87     | W   | 6-23  | +1   | 16,838 | Jones.....29            | Bender/Rose.....20     |
| 30. 1/4   | @ Boston        | 89-86     | W   | 7-23  | +2   | 16,473 | Jones.....23            | Pierce.....20          |
| 31. 1/6   | GOLDEN STATE    | 92-84     | W   | 8-23  | +3   | 15,098 | Jones.....22            | Jamison.....31         |
| 32. 1/8   | @ New Jersey    | 104-95    | L   | 8-24  | -1   | 8,195  | Mourning.....26         | Van Horn.....23        |
| 33. 1/10  | PORTLAND        | 92-85     | L   | 8-25  | -2   | 15,133 | Jones.....25            | Wallace/Wells.....19   |
| 34. 1/12  | @ Phoenix       | 108-74    | L   | 8-26  | -3   | 15,304 | House.....15            | Marion.....29          |
| 35. 1/14  | @ Golden State  | 85-79     | W   | 9-26  | +1   | 11,604 | Jones.....28            | Hughes.....21          |
| 36. 1/16  | @ L.A. Lakers   | 102-96    | W   | 10-26 | +2   | 18,997 | Mourning.....28         | Bryant.....29          |
| 37. 1/17  | @ Portland      | *92-90    | W   | 11-26 | +3   | 18,721 | Jones.....25            | Anderson.....19        |
| 38. 1/19  | INDIANA         | 100-88    | W   | 12-26 | +4   | 15,689 | Jones.....23            | Rose.....21            |
| 39. 1/21  | @ Cleveland     | *95-93    | W   | 13-26 | +5   | 11,977 | Jones/Strickland.....27 | Person.....19          |
| 40. 1/22  | CHICAGO         | 92-79     | W   | 14-26 | +6   | 15,058 | Jones/Strickland.....20 | Artest.....24          |
| 41. 1/24  | @ Orlando       | 92-87     | L   | 14-27 | -1   | 15,021 | Jones.....28            | Armstrong.....18       |
| 42. 1/26  | NEW JERSEY      | 90-77     | W   | 15-27 | +1   | 15,238 | Mourning.....23         | Martin.....19          |
| 43. 1/28  | @ Utah          | 101-89    | L   | 15-28 | -1   | 18,808 | Strickland.....16       | Russell.....20         |
| 44. 1/29  | @ Denver        | *100-94   | W   | 16-28 | +1   | 15,492 | Jones.....37            | LaFrentz.....30        |
| 45. 2/1   | SAN ANTONIO     | 88-83     | W   | 17-28 | +2   | 15,658 | Jones.....24            | Duncan.....29          |
| 46. 2/3   | @ New York      | 94-83     | W   | 18-28 | +3   | 19,763 | Mourning.....21         | Houston.....28         |
| 47. 2/5   | ATLANTA         | 76-73     | L   | 18-29 | -1   | 15,213 | Jones/Strickland.....16 | Abdur-Rahim.....34     |
| 48. 2/13  | ORLANDO         | 112-95    | W   | 19-29 | +1   | 16,500 | Jones.....24            | McGrady.....26         |
| 49. 2/15  | @ Milwaukee     | *90-88    | L   | 20-29 | +2   | 18,717 | Jones.....22            | Allen.....30           |
| 50. 2/17  | @ Minnesota     | 93-80     | L   | 20-30 | -1   | 19,279 | Jones.....17            | Billups.....23         |
| 51. 2/18  | CHICAGO         | 102-80    | W   | 21-30 | +1   | 15,325 | Mourning.....23         | Chandler/Guyton.....13 |
| 52. 2/20  | L.A. CLIPPERS   | 81-71     | L   | 21-31 | -1   | 15,423 | Strickland.....19       | Richardson.....25      |
| 53. 2/23  | @ Washington    | 97-95     | W   | 22-31 | +1   | 20,674 | Jones.....25            | Jordan.....37          |
| 54. 2/24  | WASHINGTON      | 92-80     | W   | 23-31 | +2   | 19,600 | Strickland.....16       | Lue.....20             |
| 55. 2/27  | @ Philadelphia  | 82-72     | L   | 23-32 | -1   | 20,021 | Jackson.....16          | Iverson.....31         |
| 56. 2/28  | NEW YORK        | 100-86    | W   | 24-32 | +1   | 16,500 | Jones.....32            | Sprewell.....22        |
| 57. 3/2   | @ Dallas        | 109-95    | W   | 25-32 | +2   | 20,140 | Jones.....26            | Finley.....25          |
| 58. 3/5   | @ Detroit       | 93-91     | W   | 26-32 | +3   | 16,279 | Jones.....24            | Stackhouse.....22      |
| 59. 3/6   | @ Chicago       | 92-87     | W   | 27-32 | +4   | 17,054 | Strickland.....23       | Rose.....23            |
| 60. 3/8   | TORONTO         | 83-74     | L   | 27-33 | -1   | 16,500 | Jones.....22            | Davis.....23           |
| 61. 3/9   | @ Memphis       | 93-88     | W   | 28-33 | +1   | 16,226 | Jackson/Mourning.....18 | Williams.....19        |
| 62. 3/12  | PHOENIX         | 90-78     | W   | 29-33 | +2   | 15,358 | Jackson.....23          | Marbury.....19         |
| 63. 3/15  | @ New Jersey    | 97-78     | L   | 29-34 | -1   | 15,435 | Jackson.....17          | Van Horn.....28        |
| 64. 3/16  | DENVER          | 101-76    | W   | 30-34 | +1   | 16,500 | Mourning.....24         | Cheaney.....20         |
| 65. 3/19  | PHILADELPHIA    | 91-79     | L   | 30-35 | -1   | 16,500 | Jones.....23            | Iverson.....33         |
| 66. 3/20  | @ Philadelphia  | 82-77     | W   | 31-35 | +1   | 20,629 | House.....20            | Iverson.....38         |
| 67. 3/22  | INDIANA         | 104-94    | L   | 31-36 | -1   | 15,853 | Jones/Mourning.....20   | O'Neal.....21          |
| 68. 3/23  | @ San Antonio   | 89-79     | L   | 31-37 | -2   | 24,336 | Jackson.....17          | Duncan.....23          |
| 69. 3/25  | BOSTON          | 88-82     | L   | 31-38 | -3   | 15,328 | Mourning.....20         | E. Strickland.....23   |
| 70. 3/27  | @ Toronto       | 81-80     | L   | 31-39 | -4   | 19,800 | Strickland.....24       | Peterson.....21        |
| 71. 3/29  | ATLANTA         | 92-80     | W   | 32-39 | +1   | 15,423 | Jones.....16            | Terry.....23           |
| 72. 3/31  | @ Indiana       | 100-81    | L   | 32-40 | -1   | 15,382 | Jones.....16            | Artest.....24          |
| 73. 4/2   | DETROIT         | 90-87     | L   | 32-41 | -2   | 15,401 | Jones.....20            | Williamson.....20      |
| 74. 4/3   | @ Charlotte     | 97-90     | L   | 32-42 | -3   | 9,217  | Jones.....27            | Davis/Mashburn.....22  |
| 75. 4/5   | MILWAUKEE       | 102-97    | W   | 33-42 | +1   | 15,623 | House.....22            | Cassel/Robinson.....19 |
| 76. 4/7   | L.A. LAKERS     | 96-88     | L   | 33-43 | -1   | 19,600 | Strickland.....21       | O'Neal.....40          |
| 77. 4/9   | HOUSTON         | **120-117 | W   | 34-43 | +1   | 15,223 | Jones.....26            | Francis.....35         |
| 78. 4/10  | @ Boston        | 70-65     | L   | 34-44 | -1   | 14,859 | Jones/Mourning.....16   | Walker.....21          |
| 79. 4/12  | ORLANDO         | 99-94     | W   | 35-44 | +1   | 16,500 | House.....28            | McGrady.....34         |
| 80. 4/14  | NEW YORK        | 94-67     | L   | 35-45 | -1   | 16,500 | Mourning.....15         | Thomas.....20          |
| 81. 4/16  | CHARLOTTE       | 88-81     | L   | 35-46 | -2   | 15,469 | Mourning.....25         | Mashburn.....23        |
| 82. 4/17  | @ Orlando       | 103-89    | W   | 36-46 | +1   | 16,510 | Jones.....22            | Hudson.....22          |

(\* Overtime \*\*Double Overtime)

# FINAL 2001-2002 STATISTICS (36-46)

| PLAYER     | G  | GS | MIN  | -FIELD GOALS- |      |      | -3-POINT FG- |      |      | -FREE THROWS- |      |      | -REBOUNDS- |      |      | PF   | DQ   | STL | TO  | BLK  | PTS | AVG  |      |
|------------|----|----|------|---------------|------|------|--------------|------|------|---------------|------|------|------------|------|------|------|------|-----|-----|------|-----|------|------|
|            |    |    |      | FG            | FGA  | PCT  | FG           | FGA  | PCT  | FT            | FTA  | PCT  | OFF        | DEF  | TOT  |      |      |     |     |      |     |      | AST  |
| JONES      | 81 | 81 | 3156 | 517           | 1198 | .432 | 149          | 382  | .390 | 297           | 355  | .837 | 61         | 317  | 378  | 262  | 258  | 2   | 117 | 148  | 77  | 1480 | 18.3 |
| MOURNING   | 75 | 74 | 2455 | 447           | 866  | .516 | 1            | 3    | .333 | 283           | 431  | .657 | 182        | 450  | 632  | 87   | 258  | 7   | 27  | 182  | 186 | 1178 | 15.7 |
| JACKSON    | 55 | 19 | 1825 | 238           | 538  | .442 | 38           | 81   | .469 | 75            | 87   | .862 | 54         | 236  | 290  | 140  | 145  | 0   | 42  | 106  | 14  | 589  | 10.7 |
| STRICKLAND | 76 | 64 | 2294 | 316           | 714  | .443 | 8            | 26   | .308 | 154           | 201  | .766 | 49         | 183  | 232  | 463  | 114  | 0   | 82  | 159  | 11  | 794  | 10.4 |
| GRANT      | 72 | 72 | 2256 | 286           | 610  | .469 | 0            | 2    | .000 | 101           | 119  | .849 | 168        | 407  | 575  | 137  | 236  | 6   | 48  | 122  | 31  | 673  | 9.3  |
| HOUSE      | 64 | 3  | 1230 | 209           | 524  | .399 | 54           | 157  | .344 | 42            | 49   | .857 | 17         | 93   | 110  | 123  | 98   | 1   | 43  | 80   | 5   | 514  | 8.0  |
| ELLIS      | 66 | 14 | 1684 | 189           | 452  | .418 | 38           | 124  | .306 | 53            | 84   | .631 | 107        | 180  | 287  | 56   | 196  | 4   | 30  | 73   | 37  | 469  | 7.1  |
| GATLING    | 54 | 1  | 809  | 131           | 293  | .447 | 1            | 8    | .125 | 82            | 117  | .701 | 71         | 135  | 206  | 25   | 109  | 1   | 17  | 58   | 11  | 345  | 6.4  |
| GILL       | 65 | 49 | 1410 | 162           | 422  | .384 | 6            | 44   | .136 | 42            | 62   | .677 | 29         | 155  | 184  | 100  | 140  | 0   | 44  | 55   | 8   | 372  | 5.7  |
| MARKS      | 21 | 6  | 319  | 38            | 88   | .432 | 0            | 0    | .000 | 20            | 34   | .588 | 19         | 56   | 75   | 8    | 40   | 0   | 5   | 19   | 10  | 96   | 4.6  |
| ALLEN      | 12 | 2  | 161  | 22            | 51   | .431 | 0            | 1    | .000 | 8             | 10   | .800 | 15         | 23   | 38   | 5    | 16   | 0   | 3   | 2    | 8   | 52   | 4.3  |
| CARTER     | 46 | 18 | 1050 | 89            | 260  | .342 | 1            | 19   | .053 | 19            | 36   | .528 | 19         | 98   | 117  | 214  | 85   | 2   | 50  | 72   | 3   | 198  | 4.3  |
| STEPANIA   | 67 | 4  | 884  | 117           | 249  | .470 | 1            | 2    | .500 | 50            | 104  | .481 | 100        | 170  | 270  | 16   | 103  | 1   | 24  | 52   | 44  | 285  | 4.3  |
| MACK       | 12 | 1  | 159  | 14            | 49   | .286 | 7            | 28   | .250 | 5             | 7    | .714 | 2          | 12   | 14   | 4    | 17   | 0   | 5   | 7    | 1   | 40   | 3.3  |
| JAMES      | 15 | 0  | 119  | 15            | 43   | .349 | 8            | 21   | .381 | 4             | 7    | .571 | 2          | 12   | 14   | 19   | 17   | 0   | 6   | 13   | 1   | 42   | 2.8  |
| HAMILTON   | 9  | 2  | 98   | 10            | 19   | .526 | 0            | 1    | .000 | 0             | 1    | .000 | 6          | 12   | 18   | 5    | 10   | 0   | 4   | 2    | 0   | 20   | 2.2  |
| BROWN      | 3  | 0  | 21   | 1             | 6    | .167 | 0            | 0    | .000 | 1             | 4    | .250 | 1          | 5    | 6    | 0    | 4    | 0   | 0   | 3    | 1   | 3    | 1.0  |
| HEAT       | 82 | —  | 1930 | 2801          | 6382 | .439 | 312          | 899  | .347 | 1236          | 1708 | .724 | 902        | 2544 | 3446 | 1664 | 1846 | 24  | 547 | 1217 | 448 | 7150 | 87.2 |
| OPPONENTS  | 82 | —  | 1930 | 2666          | 6279 | .425 | 379          | 1109 | .342 | 1565          | 2127 | .736 | 894        | 2484 | 3378 | 1461 | 1709 | 21  | 620 | 1134 | 353 | 7276 | 88.7 |

**DUNKS:**

Miami-266 (Mourning-135; Grant-30; Jones-29; Marks-19; Stepania-13; Ellis-11; Gatling-10; Jackson-8; Hamilton-5; Gill-3; Allen-2)

Opponents-220

**TECHNICAL FOULS:**

Miami-117 (Mourning-18; Riley-15; Carter-4; Gatling-4; Grant-4; Van Gundy-4; Gill-3; Jackson-3; Stepania-2; Ellis-1; House-1; Iavaroni-1; Jones-1; Strickland-1; Defensive 3-Seconds-55; Excessive timeouts-1)

Opponents-86 (Includes 32 for Defensive 3-Seconds)

**EJECTIONS:**

Miami-3 (Jackson-1; Mourning-1; Riley-1)

Opponents-4

| PLAYER     | — SINGLE-GAME HIGHS — |     |     |    |    |     |     | — AVERAGE PER GAME — |      |      |      |      |      |      | — CAREER HIGHS (C=SET, T=TIED THIS SEASON) — |     |    |     |     |     |     |
|------------|-----------------------|-----|-----|----|----|-----|-----|----------------------|------|------|------|------|------|------|--|-----|----|-----|-----|-----|-----|
|            | MIN                   | REB | AST | ST | TO | BLK | PTS | MIN                  | REB  | AST  | STL  | TO   | BLK  | PTS  | FG   | FGA | FT | FTA | REB | AST | PTS |
| JONES      | 50                    | 13  | 8   | 7  | 6  | 5   | 37  | 39.0                 | 4.7  | 3.2  | 1.44 | 1.8  | 0.95 | 18.3 | 14   | 25C | 15 | 17  | 13T | 12  | 37C |
| MOURNING   | 42                    | 14  | 4   | 3  | 7  | 7   | 28  | 32.7                 | 8.4  | 1.2  | 0.36 | 2.4  | 2.48 | 15.7 | 19   | 34  | 17 | 24  | 22  | 7   | 50  |
| JACKSON    | 46                    | 11  | 7   | 3  | 5  | 3   | 24  | 33.2                 | 5.3  | 2.5  | 0.76 | 1.9  | 0.25 | 10.7 | 17   | 36  | 16 | 18  | 14  | 12  | 50  |
| STRICKLAND | 46                    | 10  | 14  | 4  | 5  | 1   | 24  | 30.2                 | 3.1  | 6.1  | 1.08 | 2.1  | 0.14 | 10.4 | 15   | 25  | 16 | 18  | 12  | 20  | 37  |
| GRANT      | 45                    | 15  | 6   | 5  | 5  | 3   | 22  | 31.3                 | 8.0  | 1.9  | 0.67 | 1.7  | 0.43 | 9.3  | 14   | 23  | 14 | 17  | 24  | 6T  | 34  |
| HOUSE      | 44                    | 7   | 6   | 5  | 4  | 2   | 28  | 19.2                 | 1.7  | 1.9  | 0.67 | 1.3  | 0.08 | 8.0  | 10   | 18C | 6C | 6C  | 7C  | 8   | 28C |
| ELLIS      | 42                    | 10  | 3   | 3  | 5  | 3   | 24  | 25.5                 | 4.3  | 0.8  | 0.45 | 1.1  | 0.56 | 7.1  | 14   | 27  | 12 | 16  | 19  | 8   | 39  |
| GATLING    | 30                    | 8   | 3   | 2  | 4  | 1   | 19  | 15.0                 | 3.8  | 0.5  | 0.31 | 1.1  | 0.20 | 6.4  | 17   | 26  | 12 | 16  | 20  | 5   | 38  |
| GILL       | 35                    | 8   | 7   | 3  | 3  | 1   | 13  | 21.7                 | 2.8  | 1.5  | 0.68 | 0.8  | 0.12 | 5.7  | 17   | 27  | 18 | 22  | 13  | 12  | 41  |
| MARKS      | 36                    | 11  | 2   | 2  | 3  | 4   | 15  | 15.2                 | 3.6  | 0.4  | 0.24 | 0.9  | 0.48 | 4.6  | 7C   | 12C | 3C | 4C  | 11C | 2C  | 15C |
| ALLEN      | 42                    | 11  | 2   | 1  | 1  | 2   | 16  | 13.4                 | 3.2  | 0.4  | 0.25 | 0.2  | 0.67 | 4.3  | 8C   | 16C | 3C | 3C  | 11C | 2C  | 16C |
| CARTER     | 40                    | 7   | 14  | 3  | 4  | 1   | 12  | 22.8                 | 2.5  | 4.7  | 1.09 | 1.6  | 0.07 | 4.3  | 9  | 15T | 7  | 8   | 8   | 14C | 21  |
| STEPANIA   | 45                    | 12  | 2   | 3  | 3  | 7   | 19  | 13.2                 | 4.0  | 0.2  | 0.36 | 0.8  | 0.66 | 4.3  | 7C   | 14C | 7  | 12C | 12C | 3   | 19C |
| MACK       | 25                    | 4   | 1   | 2  | 2  | 1   | 11  | 13.3                 | 1.2  | 0.3  | 0.42 | 0.6  | 0.08 | 3.3  | 10   | 21  | 12 | 13  | 9   | 8   | 38  |
| JAMES      | 16                    | 5   | 4   | 2  | 4  | 1   | 12  | 7.9                  | 0.9  | 1.3  | 0.40 | 0.9  | 0.07 | 2.8  | 5C   | 6C  | 2C | 2C  | 5C  | 4C  | 12C |
| HAMILTON   | 27                    | 6   | 2   | 2  | 1  | 0   | 8   | 10.9                 | 2.0  | 0.6  | 0.44 | 0.2  | 0.00 | 2.2  | 4C   | 8C  | 0C | 1C  | 6C  | 2C  | 8C  |
| BROWN      | 12                    | 4   | 0   | 0  | 2  | 1   | 3   | 7.0                  | 2.0  | 0.0  | 0.00 | 1.0  | 0.33 | 1.0  | 1C   | 5C  | 1C | 2C  | 4C  | 0C  | 3C  |
| HEAT       | 290                   | 55  | 33  | 12 | 24 | 10  | 120 | 243.0                | 42.0 | 20.3 | 6.67 | 14.8 | 5.46 | 87.2 | 56   | 113 | 47 | 61  | 69  | 39  | 141 |
| OPPONENTS  | 290                   | 59  | 28  | 15 | 24 | 11  | 117 | 243.0                | 41.2 | 17.8 | 7.56 | 13.8 | 4.30 | 88.7 | 59   | 115 | 42 | 57  | 64  | 42  | 148 |

HISTORY

# 2000-2001 SEASON

**RECORD:** 50-32 (2nd in Atlantic Division)  
**HOME:** 29-12      **ROAD:** 21-20      **OVERTIME:** 6-2



**Front Row (L-R):** Eddie House, Anthony Carter, Assistant Coach Keith Askins, Assistant Coach/Director of Scouting Jeff Bzdelik, Assistant Head Coach Stan Van Gundy, President & Head Coach Pat Riley, Assistant Coach Bob McAdoo, Assistant Coach/Director of Player Development Marc Iavaroni, Assistant Coach/Advancement Scout Erik Spoelstra, Eddie Jones, Tim Hardaway.

**Back Row (L-R):** Assistant Coach/Strength & Conditioning Bill Foran, Trainer/Travel Coordinator Ron Culp, Dan Majerle, Anthony Mason, Brian Grant, Don MacLean, Duane Causwell, Alonzo Mourning, Todd Fuller, A.C. Green, Cedric Ceballos, Bruce Bowen, Ricky Davis, Assistant Trainer/Assistant Strength & Conditioning Coach/Equipment Manager Jay Sabol, Neuromuscular Therapist Vinny Aquilino.

**President and Head Coach:** Pat Riley

**Assistant Head Coach:** Stan Van Gundy

**Assistant Coaches:** Bob McAdoo, Jeff Bzdelik, Marc Iavaroni, Erik Spoelstra, Keith Askins, Bill Foran

**Team Captains:** Tim Hardaway, Dan Majerle, Alonzo Mourning

## CONFERENCE RECORDS

|                 | Overall | Home | Road  | Overtime |
|-----------------|---------|------|-------|----------|
| <b>Eastern:</b> | 34-20   | 20-7 | 14-13 | 4-1      |
| <b>Western:</b> | 16-12   | 9-5  | 7-7   | 2-1      |

## DIVISION RECORDS

|                  | Overall | Home | Road | Overtime |
|------------------|---------|------|------|----------|
| <b>Atlantic:</b> | 15-10   | 8-4  | 7-6  | 0-1      |
| <b>Central:</b>  | 19-10   | 12-3 | 7-7  | 4-0      |
| <b>Midwest:</b>  | 8-6     | 4-3  | 4-3  | 0-1      |
| <b>Pacific:</b>  | 8-6     | 5-2  | 3-4  | 2-0      |

## RECORDS BY MONTH

|                  | Overall | Home | Road | Overtime |
|------------------|---------|------|------|----------|
| <b>November:</b> | 6-9     | 4-4  | 2-5  | 1-0      |
| <b>December:</b> | 12-5    | 5-2  | 7-3  | 2-0      |
| <b>January:</b>  | 10-4    | 6-0  | 4-4  | 0-0      |
| <b>February:</b> | 6-6     | 4-2  | 2-4  | 2-2      |
| <b>March:</b>    | 9-5     | 6-2  | 3-3  | 1-0      |
| <b>April:</b>    | 7-3     | 4-2  | 3-1  | 0-0      |

**Playoff Results:** Lost to Charlotte in the First Round (3-0)

**NBA Honors:** Bruce Bowen, All-Defense Second-Team; Pat Riley, Coach of the Month (December); Anthony Mason, All-Star Game; Alonzo Mourning, All-Star Game, All-Interview Second-Team

**Home Attendance:** 677,186 (16,517 average); 20 sellouts (15 @ 16,500 capacity, 5 @ 19,600 capacity)

# 2000-2001 GAME BY GAME

| DATE      | OPPONENTS       | SCORE    | W/L | REC   | STRK | ATTEND | HEAT HIGH SCORER      | OPP. HIGH SCORER       |
|-----------|-----------------|----------|-----|-------|------|--------|-----------------------|------------------------|
| 1. 11/1   | ORLANDO         | 105-79   | W   | 1-0   | +1   | 16,500 | Hardaway/Jones.....17 | McGrady.....16         |
| 2. 11/3   | @ Charlotte     | 83-79    | L   | 1-1   | -1   | 14,016 | Grant.....33          | Mashburn.....30        |
| 3. 11/4   | PHILADELPHIA    | 84-82    | L   | 1-2   | -2   | 16,029 | Jones.....26          | Iverson.....23         |
| 4. 11/8   | SEATTLE         | 87-81    | W   | 2-2   | +1   | 15,083 | Grant.....30          | Payton.....22          |
| 5. 11/10  | @ Utah          | 87-80    | W   | 3-2   | +2   | 19,093 | Grant.....21          | Malone.....21          |
| 6. 11/11  | @ Phoenix       | 84-82    | L   | 3-3   | -1   | 18,120 | Hardaway.....19       | Marion.....18          |
| 7. 11/14  | CHARLOTTE       | *89-86   | W   | 4-3   | +1   | 14,983 | Jones.....19          | Mashburn.....31        |
| 8. 11/15  | @ New Jersey    | 93-91    | L   | 4-4   | -1   | 13,504 | Hardaway.....26       | Marbury.....31         |
| 9. 11/17  | @ Philadelphia  | 94-73    | L   | 4-5   | -2   | 20,720 | Grant.....16          | Iverson.....19         |
| 10. 11/18 | PORTLAND        | 86-80    | W   | 5-5   | +1   | 16,500 | Grant.....24          | Wallace.....20         |
| 11. 11/22 | CLEVELAND       | 86-67    | L   | 5-6   | -1   | 14,755 | Mason.....16          | Miller.....13          |
| 12. 11/24 | @ Cleveland     | 85-80    | L   | 5-7   | -2   | 20,562 | Jones.....19          | Weatherspoon.....16    |
| 13. 11/25 | HOUSTON         | 91-80    | L   | 5-8   | -3   | 15,721 | Jones.....18          | Mobley.....21          |
| 14. 11/28 | MILWAUKEE       | 102-101  | L   | 5-9   | -4   | 14,863 | Jones.....26          | Hunter.....23          |
| 15. 11/29 | @ New York      | 84-81    | W   | 6-9   | +1   | 19,763 | Grant.....24          | Sprewell.....22        |
| 16. 12/1  | UTAH            | 94-92    | L   | 6-10  | -1   | 15,632 | Jones.....25          | Malone.....27          |
| 17. 12/2  | @ Washington    | 93-90    | W   | 7-10  | +1   | 20,674 | Jones/Mason.....20    | Strickland.....22      |
| 18. 12/5  | @ Atlanta       | 100-92   | W   | 8-10  | +2   | 10,691 | Jones.....18          | Terry.....23           |
| 19. 12/6  | DENVER          | 95-78    | W   | 9-10  | +3   | 14,463 | Green.....16          | McDyess.....15         |
| 20. 12/8  | ATLANTA         | 80-76    | W   | 10-10 | +4   | 15,031 | Jones.....23          | Henderson.....22       |
| 21. 12/10 | @ Sacramento    | 101-97   | L   | 10-11 | -1   | 17,317 | Hardaway.....25       | Webber.....19          |
| 22. 12/12 | @ Denver        | 96-85    | W   | 11-11 | +1   | 12,894 | Jones.....28          | McDyess.....22         |
| 23. 12/13 | @ L.A. Clippers | *94-88   | W   | 12-11 | +2   | 14,329 | Mason.....24          | Odum.....18            |
| 24. 12/15 | @ Seattle       | 99-81    | L   | 12-12 | -1   | 17,072 | Mason.....16          | Payton.....25          |
| 25. 12/16 | @ Golden State  | 93-85    | W   | 13-12 | +1   | 16,411 | Grant.....23          | Jackson.....26         |
| 26. 12/19 | L.A. LAKERS     | 81-79    | L   | 13-13 | -1   | 19,600 | Mason.....20          | Bryant.....23          |
| 27. 12/20 | @ Charlotte     | 65-56    | L   | 13-14 | -2   | 13,176 | Grant/Mason.....11    | Mashburn.....19        |
| 28. 12/22 | CLEVELAND       | 103-95   | W   | 14-14 | +1   | 15,854 | Jones.....31          | Miller.....28          |
| 29. 12/23 | @ New Jersey    | 86-80    | W   | 15-14 | +2   | 13,542 | Jones.....31          | Marbury.....37         |
| 30. 12/27 | INDIANA         | 91-79    | W   | 16-14 | +3   | 16,500 | Jones.....22          | Rose.....13            |
| 31. 12/29 | WASHINGTON      | 98-91    | W   | 17-14 | +4   | 16,025 | Jones.....31          | Howard.....19          |
| 32. 12/30 | @ Detroit       | *110-102 | W   | 18-14 | +5   | 15,789 | Jones.....23          | Stackhouse.....35      |
| 33. 1/2   | @ San Antonio   | 80-72    | L   | 18-15 | -1   | 18,412 | Jones.....18          | Daniels.....19         |
| 34. 1/4   | NEW JERSEY      | 81-78    | W   | 19-15 | +1   | 16,013 | Mason.....18          | Marbury.....27         |
| 35. 1/6   | BOSTON          | 112-96   | W   | 20-15 | +2   | 16,122 | Hardaway.....24       | Walker.....26          |
| 36. 1/8   | GOLDEN STATE    | 88-78    | W   | 21-15 | +3   | 15,725 | Mason.....24          | Jamison.....27         |
| 37. 1/10  | @ Boston        | 88-76    | L   | 21-16 | -1   | 12,758 | Jones.....24          | Pierce.....28          |
| 38. 1/13  | @ Indiana       | 87-71    | L   | 21-17 | -2   | 18,345 | Mason.....24          | Rose.....21            |
| 39. 1/14  | CHICAGO         | 90-81    | W   | 22-17 | +1   | 16,014 | Jones.....20          | Brand.....25           |
| 40. 1/16  | DETROIT         | 93-85    | W   | 23-17 | +2   | 16,011 | Mason.....23          | Stackhouse.....28      |
| 41. 1/18  | @ Portland      | 85-74    | L   | 23-18 | -1   | 20,267 | Jones.....20          | Wells.....22           |
| 42. 1/19  | @ Vancouver     | 97-86    | W   | 24-18 | +1   | 14,281 | Jones.....26          | Reeves.....21          |
| 43. 1/21  | @ L.A. Lakers   | 103-92   | W   | 25-18 | +2   | 18,997 | Jones.....26          | Bryant.....34          |
| 44. 1/24  | TORONTO         | 103-83   | W   | 26-18 | +3   | 16,500 | Mason.....21          | V. Carter.....21       |
| 45. 1/27  | @ Orlando       | 81-59    | W   | 27-18 | +4   | 16,286 | Grant.....18          | McGrady.....19         |
| 46. 1/30  | @ Houston       | 103-85   | W   | 28-18 | +5   | 11,754 | Mason.....19          | Mobley.....22          |
| 47. 2/1   | @ Dallas        | *95-91   | L   | 28-19 | -1   | 14,497 | Mason.....23          | Finley.....26          |
| 48. 2/2   | @ Atlanta       | 91-80    | W   | 29-19 | +1   | 19,061 | Jones.....24          | Terry.....31           |
| 49. 2/4   | NEW YORK        | *103-100 | L   | 29-20 | -1   | 20,058 | Jones/Mason.....21    | Rice.....29            |
| 50. 2/6   | INDIANA         | 102-89   | W   | 30-20 | +1   | 16,500 | Mason.....29          | Harrington.....20      |
| 51. 2/13  | L.A. CLIPPERS   | *101-99  | W   | 31-20 | +2   | 16,500 | Jones.....22          | Odum.....19            |
| 52. 2/15  | @ Toronto       | *98-91   | W   | 32-20 | +3   | 19,800 | Hardaway/Jones.....18 | V. Carter.....28       |
| 53. 2/17  | @ Chicago       | 89-82    | L   | 32-21 | -1   | 21,876 | Grant.....20          | Mercer.....27          |
| 54. 2/20  | @ New York      | 76-74    | L   | 32-22 | -2   | 19,763 | Mason.....17          | Sprewell.....17        |
| 55. 2/21  | PHOENIX         | 100-85   | L   | 32-23 | -3   | 16,500 | Grant.....21          | Robinson.....25        |
| 56. 2/24  | NEW JERSEY      | 75-70    | W   | 33-23 | +1   | 16,500 | Grant.....21          | Newman.....17          |
| 57. 2/27  | WASHINGTON      | 103-95   | W   | 34-23 | +2   | 15,623 | Grant.....26          | Richmond.....20        |
| 58. 2/28  | @ Philadelphia  | 79-69    | L   | 34-24 | -1   | 20,562 | Jones.....22          | Iverson.....27         |
| 59. 3/2   | @ Detroit       | *97-93   | W   | 35-24 | +1   | 15,454 | Jones.....25          | Atkins.....36          |
| 60. 3/4   | @ Cleveland     | 91-79    | W   | 36-24 | +2   | 14,078 | Mason.....23          | Miller/Murray.....14   |
| 61. 3/5   | DETROIT         | 87-84    | W   | 37-24 | +3   | 15,812 | Grant.....20          | Stackhouse.....32      |
| 62. 3/7   | DALLAS          | 93-86    | L   | 37-25 | -1   | 15,864 | Mason.....25          | Nowitzki.....29        |
| 63. 3/9   | MINNESOTA       | 86-79    | W   | 38-25 | +1   | 16,500 | Mason.....22          | Szczerbiak.....19      |
| 64. 3/11  | @ New York      | 86-83    | L   | 38-26 | -1   | 19,763 | Grant.....22          | Sprewell/Thomas.....16 |
| 65. 3/12  | @ Minnesota     | 94-77    | L   | 38-27 | -2   | 17,882 | Grant.....24          | Garnett.....24         |
| 66. 3/14  | SACRAMENTO      | 114-104  | W   | 39-27 | +1   | 19,600 | Mason.....25          | Webber.....26          |
| 67. 3/17  | VANCOUVER       | 95-81    | W   | 40-27 | +2   | 16,500 | Mason.....18          | Abdur-Rahim.....20     |
| 68. 3/21  | CHICAGO         | 109-81   | W   | 41-27 | +3   | 16,383 | Grant.....22          | Crawford.....17        |
| 69. 3/25  | SAN ANTONIO     | 88-83    | W   | 42-27 | +4   | 16,500 | Hardaway.....25       | Duncan.....26          |
| 70. 3/27  | TORONTO         | 101-92   | L   | 42-28 | -1   | 18,221 | Mason.....23          | V. Carter.....38       |
| 71. 3/29  | @ Milwaukee     | 104-96   | L   | 42-29 | -2   | 18,574 | Hardaway.....25       | Robinson.....27        |
| 72. 3/31  | @ Chicago       | 97-90    | W   | 43-29 | +1   | 22,301 | Hardaway.....21       | Brand.....20           |
| 73. 4/3   | BOSTON          | 82-77    | L   | 43-30 | -1   | 16,500 | Mason.....16          | Pierce.....33          |
| 74. 4/4   | @ Washington    | 86-84    | W   | 44-30 | +1   | 12,904 | Grant/Mourning.....16 | Alexander.....25       |
| 75. 4/6   | CHARLOTTE       | 81-76    | W   | 45-30 | +2   | 16,500 | Mason.....22          | Mashburn.....20        |
| 76. 4/8   | NEW YORK        | 81-76    | W   | 46-30 | +3   | 20,103 | Hardaway.....25       | Camby.....23           |
| 77. 4/10  | PHILADELPHIA    | 83-81    | W   | 47-30 | +4   | 20,098 | Mourning.....20       | Iverson.....41         |
| 78. 4/11  | @ Boston        | 102-87   | W   | 48-30 | +5   | 17,121 | Mason.....23          | Pierce.....41          |
| 79. 4/13  | @ Toronto       | 94-82    | L   | 48-31 | -1   | 20,104 | A. Carter.....17      | V. Carter.....27       |
| 80. 4/15  | ORLANDO         | 90-73    | L   | 48-32 | -2   | 16,500 | Mason.....20          | McGrady.....24         |
| 81. 4/17  | MILWAUKEE       | 91-89    | W   | 49-32 | +1   | 16,500 | Mourning.....25       | Robinson.....22        |
| 82. 4/18  | @ Orlando       | 103-91   | W   | 50-32 | +2   | 16,377 | Jones.....22          | Miller.....20          |

(\*Overtime)

HISTORY

# FINAL 2000-2001 STATISTICS (50-32)

| PLAYER         | G  | GS | MIN   | -FIELD GOALS- |      |      | -3-POINT FG- |      |       | -FREE THROWS- |      |       | -REBOUNDS- |      |      | PF   | DQ   | STL | TO  | BLK  | PTS | AVG  |      |
|----------------|----|----|-------|---------------|------|------|--------------|------|-------|---------------|------|-------|------------|------|------|------|------|-----|-----|------|-----|------|------|
|                |    |    |       | FG            | FGA  | PCT  | FG           | FGA  | PCT   | FT            | FTA  | PCT   | OFF        | DEF  | TOT  |      |      |     |     |      |     |      | AST  |
| JONES          | 63 | 58 | 2282  | 388           | 871  | .445 | 90           | 238  | .378  | 228           | 270  | .844  | 75         | 217  | 292  | 171  | 183  | 5   | 110 | 135  | 58  | 1094 | 17.4 |
| MASON          | 80 | 80 | 3254  | 460           | 954  | .482 | 0            | 0    | .000  | 370           | 474  | .781  | 169        | 601  | 770  | 248  | 231  | 5   | 80  | 179  | 25  | 1290 | 16.1 |
| GRANT          | 82 | 79 | 2771  | 484           | 1010 | .479 | 0            | 1    | .000  | 282           | 354  | .797  | 217        | 501  | 718  | 101  | 293  | 5   | 60  | 170  | 71  | 1250 | 15.2 |
| HARDAWAY       | 77 | 77 | 2613  | 408           | 1042 | .392 | 189          | 517  | .366  | 145           | 181  | .801  | 26         | 178  | 204  | 483  | 155  | 1   | 90  | 189  | 6   | 1150 | 14.9 |
| MOURNING       | 13 | 3  | 306   | 73            | 141  | .518 | 0            | 1    | .000  | 31            | 55   | .564  | 35         | 66   | 101  | 12   | 24   | 0   | 4   | 28   | 31  | 177  | 13.6 |
| BOWEN          | 82 | 72 | 2685  | 211           | 581  | .363 | 103          | 307  | .336  | 98            | 161  | .609  | 45         | 200  | 245  | 132  | 269  | 8   | 83  | 74   | 53  | 623  | 7.6  |
| CEBALLOS (TOT) | 40 | 0  | 559   | 101           | 229  | .441 | 22           | 73   | .301  | 37            | 43   | .860  | 34         | 72   | 106  | 20   | 61   | 0   | 16  | 32   | 7   | 261  | 6.5  |
| CEBALLOS (MIA) | 27 | 0  | 393   | 73            | 158  | .462 | 11           | 33   | .333  | 29            | 33   | .879  | 27         | 53   | 80   | 13   | 42   | 0   | 10  | 23   | 4   | 186  | 6.9  |
| CARTER         | 72 | 6  | 1630  | 195           | 480  | .406 | 6            | 40   | .150  | 65            | 103  | .631  | 46         | 134  | 180  | 268  | 154  | 1   | 73  | 119  | 10  | 461  | 6.4  |
| MAJERLE        | 53 | 19 | 1306  | 87            | 259  | .336 | 57           | 181  | .315  | 36            | 44   | .818  | 20         | 146  | 166  | 88   | 98   | 0   | 53  | 35   | 15  | 267  | 5.0  |
| HOUSE          | 50 | 0  | 550   | 104           | 247  | .421 | 19           | 55   | .345  | 24            | 35   | .686  | 5          | 37   | 42   | 52   | 58   | 0   | 13  | 35   | 0   | 251  | 5.0  |
| DAVIS          | 7  | 0  | 70    | 12            | 29   | .414 | 1            | 1    | 1.000 | 7             | 8    | .875  | 1          | 6    | 7    | 11   | 7    | 0   | 5   | 5    | 2   | 32   | 4.6  |
| GREEN          | 82 | 1  | 1411  | 144           | 324  | .444 | 0            | 6    | .000  | 79            | 111  | .712  | 107        | 206  | 313  | 39   | 119  | 0   | 30  | 45   | 8   | 367  | 4.5  |
| MacLEAN        | 8  | 1  | 76    | 10            | 20   | .500 | 2            | 2    | 1.000 | 9             | 12   | .750  | 7          | 11   | 18   | 4    | 9    | 0   | 5   | 10   | 1   | 31   | 3.9  |
| FULLER         | 10 | 0  | 77    | 10            | 35   | .286 | 0            | 0    | .000  | 8             | 8    | 1.000 | 7          | 11   | 18   | 1    | 10   | 0   | 3   | 3    | 2   | 28   | 2.8  |
| CAUSWELL       | 31 | 14 | 384   | 32            | 85   | .376 | 0            | 0    | .000  | 12            | 25   | .480  | 23         | 60   | 83   | 5    | 67   | 0   | 8   | 23   | 18  | 76   | 2.5  |
| ROBINSON       | 6  | 0  | 72    | 3             | 22   | .136 | 0            | 2    | .000  | 0             | 0    | .000  | 3          | 8    | 11   | 2    | 7    | 0   | 6   | 3    | 0   | 6    | 1.0  |
| HEAT           | 82 | —  | 19880 | 2694          | 6258 | .430 | 478          | 1384 | .345  | 1423          | 1874 | .759  | 813        | 2435 | 3248 | 1630 | 1726 | 25  | 633 | 1122 | 304 | 7289 | 88.9 |
| OPPONENTS      | 82 | —  | 19880 | 2701          | 6261 | .431 | 360          | 1087 | .331  | 1339          | 1818 | .737  | 914        | 2528 | 3442 | 1421 | 1824 | 23  | 598 | 1275 | 424 | 7101 | 86.6 |

**DUNKS:**

Miami-187 (Grant-70; Jones-36; Mourning-22; Bowen-16; Carter-10; Mason-10; Ceballos-7; Causwell-5; Green-5; Davis-2; Fuller-2; Majerle-1; Robinson-1)  
Opponents-215

**TECHNICAL FOULS:**

Miami-82 (Mason-15; Riley-13; Hardaway-10; Grant-7; Bowen-3; Mourning-3; Carter-2; Causwell-2; Ceballos-1; Green-1; Jones-1; Van Gundy-1; Illegal Defense-22; Excessive timeouts-1)

Opponents-64 (Includes 18 for illegal defense and one for delay of game)

**EJECTIONS:**


Miami-2 (Hardaway-1; Riley-1)

Opponents-5

| PLAYER         | — SINGLE-GAME HIGHS — |     |     |    |    |     |     | — AVERAGE PER GAME — |      |      |      |      |      |      | — CAREER HIGHS (C=SET, T=TIED THIS SEASON) — |     |    |     |     |     |     |
|----------------|-----------------------|-----|-----|----|----|-----|-----|----------------------|------|------|------|------|------|------|--|-----|----|-----|-----|-----|-----|
|                | MIN                   | REB | AST | ST | TO | BLK | PTS | MIN                  | REB  | AST  | STL  | TO   | BLK  | PTS  | FG   | FGA | FT | FTA | REB | AST | PTS |
| JONES          | 49                    | 12  | 7   | 6  | 6  | 4   | 31  | 36.2                 | 4.6  | 2.7  | 1.75 | 2.1  | 0.92 | 17.4 | 14   | 24  | 15 | 17  | 13  | 12  | 35  |
| MASON          | 51                    | 18  | 9   | 4  | 7  | 2   | 29  | 40.7                 | 9.6  | 3.1  | 1.00 | 2.2  | 0.31 | 16.1 | 12T  | 21T | 15 | 16C | 22  | 12  | 31  |
| GRANT          | 49                    | 21  | 5   | 5  | 6  | 6   | 33  | 33.8                 | 8.8  | 1.2  | 0.73 | 2.1  | 0.87 | 15.2 | 14   | 23C | 14 | 17  | 24  | 6   | 34  |
| HARDAWAY       | 44                    | 7   | 12  | 4  | 6  | 1   | 26  | 33.9                 | 2.6  | 6.3  | 1.17 | 2.5  | 0.08 | 14.9 | 17   | 33  | 15 | 19  | 11  | 22  | 45  |
| MOURNING       | 33                    | 16  | 3   | 1  | 4  | 5   | 25  | 23.5                 | 7.8  | 0.9  | 0.31 | 2.2  | 2.38 | 13.6 | 19   | 34  | 17 | 24  | 22  | 7   | 50  |
| BOWEN          | 46                    | 8   | 5   | 6  | 4  | 4   | 20  | 32.7                 | 3.0  | 1.6  | 1.01 | 0.9  | 0.65 | 7.6  | 7C   | 16C | 6T | 9   | 5T  | 5T  | 20C |
| CEBALLOS (TOT) | 26                    | 12  | 4   | 2  | 3  | 1   | 21  | 14.0                 | 2.7  | 0.5  | 0.40 | 0.8  | 0.17 | 6.5  | 21   | 31  | 17 | 20  | 17  | 7   | 50  |
| CEBALLOS (MIA) | 26                    | 12  | 4   | 2  | 3  | 1   | 21  | 14.6                 | 3.0  | 0.5  | 0.37 | 0.9  | 0.15 | 6.9  |  |     |    |     |     |     |     |
| CARTER         | 43                    | 7   | 10  | 5  | 5  | 2   | 19  | 22.6                 | 2.5  | 3.7  | 1.01 | 1.7  | 0.14 | 6.4  | 9T   | 15  | 7  | 8T  | 8   | 13  | 21  |
| MAJERLE        | 42                    | 8   | 5   | 4  | 3  | 3   | 13  | 24.6                 | 3.1  | 1.7  | 1.00 | 0.7  | 0.28 | 5.0  | 15   | 27  | 14 | 15  | 15  | 13  | 37  |
| HOUSE          | 35                    | 5   | 8   | 2  | 4  | 0   | 23  | 11.0                 | 0.8  | 1.0  | 0.26 | 0.7  | 0.00 | 5.0  | 10C  | 17C | 3C | 4C  | 5C  | 8C  | 23C |
| DAVIS          | 23                    | 3   | 6   | 3  | 2  | 1   | 11  | 10.0                 | 1.0  | 1.6  | 0.71 | 0.7  | 0.29 | 4.6  | 12   | 20  | 8  | 9   | 9   | 6C  | 32  |
| GREEN          | 38                    | 14  | 5   | 3  | 5  | 2   | 19  | 17.2                 | 3.8  | 0.5  | 0.37 | 0.5  | 0.10 | 4.5  | 14   | 23  | 17 | 21  | 20  | 8   | 35  |
| MacLEAN        | 22                    | 5   | 1   | 2  | 5  | 1   | 16  | 9.5                  | 2.3  | 0.5  | 0.63 | 1.3  | 0.13 | 3.9  | 14   | 27  | 13 | 16  | 15  | 7   | 38  |
| FULLER         | 18                    | 5   | 1   | 2  | 1  | 1   | 12  | 7.7                  | 1.8  | 0.1  | 0.30 | 0.3  | 0.20 | 2.8  | 7  | 14  | 10 | 10  | 15  | 3   | 18  |
| CAUSWELL       | 36                    | 9   | 2   | 1  | 2  | 2   | 9   | 12.4                 | 2.7  | 0.2  | 0.26 | 0.7  | 0.58 | 2.5  | 10   | 17  | 8  | 12  | 16  | 5   | 22  |
| ROBINSON       | 20                    | 3   | 1   | 2  | 2  | 0   | 2   | 12.0                 | 1.8  | 0.3  | 1.00 | 0.5  | 0.00 | 1.0  | 1C   | 8C  | 0C | 0C  | 3C  | 1C  | 2C  |
| HEAT           | 265                   | 53  | 33  | 15 | 23 | 10  | 114 | 242.4                | 39.6 | 19.9 | 7.72 | 13.7 | 3.71 | 88.9 | 56   | 113 | 47 | 61  | 69  | 39  | 141 |
| OPPONENTS      | 265                   | 56  | 31  | 14 | 29 | 10  | 104 | 242.4                | 42.0 | 17.3 | 7.29 | 15.5 | 5.17 | 86.6 | 59   | 115 | 42 | 57  | 64  | 42  | 148 |

# 1999-2000 SEASON

**RECORD:** 52-30 (Atlantic Division Champions)  
**HOME:** 33-8      **ROAD:** 19-22      **OVERTIME:** 4-1



**Front Row (L-R):** Anthony Carter, Voshon Lenard, Assistant Coach Keith Askins, Assistant Coach/Director of Scouting Jeff Bzdelik, Assistant Head Coach Stan Van Gundy, President & Head Coach Pat Riley, Assistant Coach Bob McAdoo, Assistant Coach/Director of Player Development Marc Iavaroni, Assistant Coach/Advancement Scout Erik Spoelstra, Dan Majerle, Tim Hardaway.

**Back Row (L-R):** Assistant Trainer/Assistant Strength & Conditioning Coach/Equipment Manager Jay Sabol, Trainer/Travel Coordinator Ron Culp, Tim James, Bruce Bowen, Harold Jamison, Otis Thorpe, P.J. Brown, Alonzo Mourning, Duane Causwell, Mark Strickland, Jamal Mashburn, Clarence Weatherspoon, Rodney Buford, Assistant Coach/Strength & Conditioning Bill Foran.

**President and Head Coach:** Pat Riley

**Assistant Head Coach:** Stan Van Gundy

**Assistant Coaches:** Bob McAdoo, Jeff Bzdelik, Marc Iavaroni, Erik Spoelstra, Keith Askins, Bill Foran

**Team Captains:** P.J. Brown, Alonzo Mourning, Otis Thorpe

## CONFERENCE RECORDS

|                 | Overall | Home | Road  | Overtime |
|-----------------|---------|------|-------|----------|
| <b>Eastern:</b> | 34-20   | 22-5 | 12-15 | 4-1      |
| <b>Western:</b> | 18-10   | 11-3 | 7-7   | 0-0      |

## DIVISION RECORDS

|                  | Overall | Home | Road | Overtime |
|------------------|---------|------|------|----------|
| <b>Atlantic:</b> | 18-6    | 11-1 | 7-5  | 2-0      |
| <b>Central:</b>  | 16-14   | 11-4 | 5-10 | 2-1      |
| <b>Midwest:</b>  | 10-4    | 6-1  | 4-3  | 0-0      |
| <b>Pacific:</b>  | 8-6     | 5-2  | 3-4  | 0-0      |

## RECORDS BY MONTH

|                  | Overall | Home | Road | Overtime |
|------------------|---------|------|------|----------|
| <b>November:</b> | 11-3    | 7-1  | 4-2  | 1-0      |
| <b>December:</b> | 8-6     | 3-2  | 5-4  | 0-0      |
| <b>January:</b>  | 8-7     | 5-3  | 3-4  | 1-1      |
| <b>February:</b> | 9-5     | 6-0  | 3-5  | 0-0      |
| <b>March:</b>    | 9-5     | 6-1  | 3-4  | 1-0      |
| <b>April:</b>    | 7-4     | 6-1  | 1-3  | 1-0      |

**Playoff Results:** Defeated Detroit in the First Round (3-0); Lost to New York in the Eastern Conference Semifinals (4-3)

**NBA Honors:** Alonzo Mourning, Defensive Player of the Year, All-Defense First-Team, All-NBA Second-Team, All-Star Game, Player of the Month (December), Player of the Week (Dec. 13, 1999; Apr. 10, 2000)

**Total Home Attendance:** 707,325 (17,252 average); 15 sellouts

**Miami Arena Attendance:** 192,841 (14,834 average/15,200 capacity); 5 sellouts

**AmericanAirlines Arena Attendance:** 514,484 (18,374 average/19,600 capacity); 10 sellouts

# 1999-2000 GAME BY GAME

| DATE      | OPPONENTS       | SCORE     | W/L | REC   | STRK | ATTEND | HEAT HIGH SCORER         | OPP. HIGH SCORER           |
|-----------|-----------------|-----------|-----|-------|------|--------|--------------------------|----------------------------|
| 1. 11/2   | DETROIT         | **128-122 | W   | 1-0   | +1   | 14,623 | Hardaway.....32          | Hill.....41                |
| 2. 11/4   | @ Toronto       | 97-86     | L   | 1-1   | -1   | 16,389 | Mourning.....18          | Christie.....28            |
| 3. 11/5   | @ Chicago       | 105-87    | W   | 2-1   | +1   | 21,972 | Lenard.....22            | Kukoc.....25               |
| 4. 11/7   | INDIANA         | 113-101   | W   | 3-1   | +2   | 15,200 | Mourning.....33          | Rose.....17                |
| 5. 11/11  | DALLAS          | 128-105   | W   | 4-1   | +3   | 14,683 | Mashburn.....34          | Nowitzki.....23            |
| 6. 11/12  | @ Washington    | 104-95    | W   | 5-1   | +4   | 13,941 | Mourning.....25          | T. Murray.....15           |
| 7. 11/14  | @ New York      | 94-88     | L   | 6-1   | +5   | 19,763 | Mourning.....25          | Camby.....22               |
| 8. 11/17  | PORTLAND        | 101-96    | W   | 6-2   | -1   | 15,200 | Mourning.....22          | Wallace.....22             |
| 9. 11/17  | @ Philadelphia  | 98-83     | W   | 7-2   | +1   | 15,671 | Mourning.....27          | Lynoch.....26              |
| 10. 11/20 | BOSTON          | 110-92    | W   | 8-2   | +2   | 15,200 | Mashburn.....23          | Walker.....18              |
| 11. 11/23 | @ Atlanta       | 113-106   | L   | 8-3   | -1   | 11,279 | Mourning.....26          | Rider.....32               |
| 12. 11/24 | ATLANTA         | 93-91     | W   | 9-3   | +1   | 14,554 | Mourning.....23          | Rider.....28               |
| 13. 11/27 | WASHINGTON      | 89-86     | W   | 10-3  | +2   | 14,621 | Mourning.....30          | Richmond.....30            |
| 14. 11/29 | SACRAMENTO      | 98-88     | W   | 11-3  | +3   | 14,723 | Mashburn.....22          | Webber.....18              |
| 15. 12/1  | PHILADELPHIA    | 90-83     | W   | 12-3  | +4   | 14,513 | Mourning.....28          | Hill/McKie.....20          |
| 16. 12/3  | @ Boston        | 96-84     | L   | 12-4  | -1   | 15,954 | Lenard.....23            | Pierce.....26              |
| 17. 12/6  | @ L.A. Clippers | 99-91     | W   | 13-4  | +1   | 10,194 | Mourning.....25          | Odom.....20                |
| 18. 12/7  | @ Portland      | 86-76     | W   | 14-4  | +2   | 20,317 | Mourning.....17          | Anthony.....19             |
| 19. 12/10 | @ Sacramento    | 107-97    | W   | 15-4  | +3   | 17,317 | Mourning.....37          | Webber.....26              |
| 20. 12/11 | @ Seattle       | 92-88     | L   | 15-5  | -1   | 15,141 | Mourning.....23          | Payton.....26              |
| 21. 12/14 | @ Golden State  | 102-97    | L   | 15-6  | -2   | 11,083 | Mourning.....26          | Millis.....23              |
| 22. 12/16 | MILWAUKEE       | 96-95     | L   | 15-7  | -3   | 14,503 | Lenard.....29            | Allen.....28               |
| 23. 12/18 | CHARLOTTE       | 106-89    | L   | 15-8  | -4   | 14,621 | Mourning.....18          | Jones.....24               |
| 24. 12/20 | @ Dallas        | 92-89     | W   | 16-8  | +1   | 14,049 | Brown.....25             | Trent.....22               |
| 25. 12/22 | UTAH            | 74-72     | W   | 17-8  | +2   | 15,200 | Mourning.....17          | Malone.....21              |
| 26. 12/26 | @ Milwaukee     | 93-85     | L   | 17-9  | -1   | 15,075 | Mourning.....25          | Robinson.....30            |
| 27. 12/28 | MINNESOTA       | 89-78     | W   | 18-9  | +1   | 15,200 | Mourning.....30          | Garnett.....16             |
| 28. 12/29 | @ Orlando       | 109-106   | W   | 19-9  | +2   | 15,645 | Mourning.....28          | Abdul-Wahad/Gatling.....21 |
| 29. 1/2   | ORLANDO         | **111-103 | W   | 20-9  | +3   | 19,000 | Lenard.....24            | Abdul-Wahad.....22         |
| 30. 1/4   | VANCOUVER       | 91-87     | L   | 20-10 | -1   | 19,035 | Mashburn.....27          | Bibby.....22               |
| 31. 1/6   | HOUSTON         | 111-99    | W   | 21-10 | +1   | 19,600 | Mourning.....28          | Francis.....22             |
| 32. 1/8   | NEW JERSEY      | 90-89     | L   | 21-11 | -1   | 19,036 | Mourning.....23          | Marbury.....20             |
| 33. 1/11  | @ Minnesota     | 116-106   | W   | 22-11 | +1   | 15,121 | Majerle.....33           | Garnett.....35             |
| 34. 1/13  | @ Utah          | 93-83     | L   | 22-12 | -1   | 19,543 | Mourning.....27          | Russell.....19             |
| 35. 1/14  | @ Denver        | 92-87     | L   | 22-13 | -1   | 15,730 | Mourning.....28          | McDyess.....26             |
| 36. 1/16  | @ Vancouver     | 94-83     | W   | 23-12 | +2   | 15,456 | Mourning.....27          | Dickerson.....23           |
| 37. 1/18  | CHICAGO         | *92-85    | L   | 24-13 | -1   | 19,344 | Mourning/Carter.....20   | Brand.....24               |
| 38. 1/21  | ATLANTA         | 101-79    | W   | 25-13 | +1   | 19,600 | Mashburn.....28          | Jackson.....18             |
| 39. 1/23  | @ Houston       | 101-88    | L   | 25-14 | -1   | 15,292 | Mourning.....23          | Bullard.....24             |
| 40. 1/25  | BOSTON          | 115-89    | W   | 26-14 | +1   | 19,026 | Lenard.....21            | Walker.....28              |
| 41. 1/28  | @ Toronto       | 108-93    | L   | 26-15 | -1   | 19,800 | Mourning.....26          | V. Carter.....23           |
| 42. 1/29  | @ Indiana       | 94-84     | L   | 26-16 | -2   | 18,345 | Mourning.....24          | Miller.....17              |
| 43. 1/31  | DETROIT         | 104-82    | W   | 27-16 | +1   | 19,128 | Mashburn.....23          | Stackhouse.....24          |
| 44. 2/2   | @ Boston        | 105-103   | W   | 28-16 | +2   | 15,411 | Mashburn/Mourning.....23 | Walker.....35              |
| 45. 2/4   | WASHINGTON      | 99-92     | W   | 29-16 | +3   | 19,231 | Mourning.....32          | Richmond.....20            |
| 46. 2/6   | @ New York      | 94-80     | L   | 29-17 | -1   | 19,763 | Hardaway.....23          | Ewing/Houston.....25       |
| 47. 2/9   | GOLDEN STATE    | 115-100   | W   | 30-17 | +1   | 16,133 | Mashburn.....26          | Jamison/Blaylock.....17    |
| 48. 2/15  | L.A. CLIPPERS   | 107-88    | W   | 31-17 | +2   | 15,703 | Mashburn.....26          | Piatkowski/Murdock.....15  |
| 49. 2/17  | @ Chicago       | 83-76     | L   | 31-18 | -1   | 22,207 | Mourning.....15          | Brand.....26               |
| 50. 2/18  | @ New Jersey    | 91-84     | L   | 31-19 | -2   | 16,484 | Hardaway.....18          | Van Horn.....19            |
| 51. 2/20  | @ Charlotte     | 85-80     | W   | 32-19 | +1   | 21,359 | Hardaway.....23          | Jones.....18               |
| 52. 2/21  | @ Detroit       | 95-87     | L   | 33-19 | -1   | 15,413 | Mourning.....20          | Hill.....26                |
| 53. 2/23  | NEW JERSEY      | 99-85     | W   | 33-20 | +1   | 16,235 | Mourning.....43          | Kittles.....24             |
| 54. 2/25  | CLEVELAND       | 87-82     | W   | 34-20 | +2   | 18,504 | Mashburn.....18          | L. Murray.....28           |
| 55. 2/26  | @ Washington    | 98-88     | W   | 35-20 | +3   | 20,674 | Mourning.....28          | T. Murray.....20           |
| 56. 2/28  | NEW YORK        | 85-76     | W   | 36-20 | +4   | 19,708 | Mashburn.....24          | Johnson.....20             |
| 57. 2/29  | @ San Antonio   | 93-69     | L   | 36-21 | -1   | 18,629 | Brown.....16             | Robinson.....19            |
| 58. 3/2   | SEATTLE         | 101-83    | W   | 37-21 | +1   | 18,859 | Mashburn.....29          | Patterson.....24           |
| 59. 3/5   | @ L.A. Lakers   | 93-83     | L   | 37-22 | -1   | 18,997 | Mourning.....21          | Rice.....23                |
| 60. 3/6   | @ Phoenix       | 101-92    | L   | 37-23 | -2   | 19,023 | Mourning.....25          | A. Hardaway.....28         |
| 61. 3/10  | DENVER          | 96-88     | W   | 38-23 | +1   | 19,016 | Mourning.....28          | Clark.....28               |
| 62. 3/12  | @ Indiana       | 105-96    | W   | 39-23 | +2   | 18,345 | Mourning.....35          | Miller.....26              |
| 63. 3/14  | MILWAUKEE       | 108-104   | W   | 40-23 | +3   | 15,836 | Mashburn.....28          | Allen.....26               |
| 64. 3/16  | PHILADELPHIA    | 92-77     | W   | 41-23 | +4   | 19,600 | Mourning.....21          | Ratiff.....20              |
| 65. 3/18  | @ Cleveland     | *92-90    | W   | 42-23 | +5   | 20,562 | Mashburn.....29          | Kemp.....22                |
| 66. 3/20  | L.A. LAKERS     | 100-89    | L   | 42-24 | -1   | 20,075 | Mourning.....33          | O'Neal/Rice.....28         |
| 67. 3/21  | @ Atlanta       | 82-77     | L   | 42-25 | -2   | 10,175 | Mashburn.....20          | Henderson/Jackson.....15   |
| 68. 3/24  | @ Milwaukee     | 99-87     | W   | 43-25 | +1   | 17,597 | Mourning.....24          | Allen.....36               |
| 69. 3/26  | @ Orlando       | 94-69     | L   | 43-26 | -1   | 13,505 | Mourning.....14          | Garrity.....20             |
| 70. 3/28  | PHOENIX         | 81-78     | W   | 44-26 | +1   | 15,923 | Mourning/Hardaway.....20 | Rogers.....22              |
| 71. 3/30  | CHICAGO         | 105-80    | W   | 45-26 | +2   | 15,886 | Hardaway.....16          | Brand.....17               |
| 72. 4/2   | SAN ANTONIO     | 88-84     | W   | 46-26 | +3   | 19,600 | Mashburn.....26          | Robinson.....28            |
| 73. 4/4   | CLEVELAND       | 111-85    | W   | 47-26 | +4   | 15,625 | Mashburn.....17          | Person.....14              |
| 74. 4/6   | CHARLOTTE       | 76-70     | W   | 48-26 | +5   | 15,803 | Mourning.....26          | Mason.....14               |
| 75. 4/7   | @ New Jersey    | 103-85    | W   | 49-26 | +6   | 16,039 | Mashburn.....21          | Gill/Perry.....18          |
| 76. 4/9   | NEW YORK        | *95-84    | W   | 50-26 | +7   | 19,600 | Mourning.....33          | Houston.....23             |
| 77. 4/10  | @ Philadelphia  | 96-80     | L   | 50-27 | -1   | 20,374 | Mashburn.....16          | Iverson.....33             |
| 78. 4/12  | @ Detroit       | 90-73     | L   | 50-28 | -2   | 17,388 | Mashburn.....22          | Stackhouse.....29          |
| 79. 4/14  | INDIANA         | 105-101   | L   | 50-29 | -3   | 19,821 | Mourning.....28          | Miller.....26              |
| 80. 4/16  | ORLANDO         | 95-84     | L   | 51-29 | +1   | 19,247 | Mourning.....18          | Armstrong.....16           |
| 81. 4/18  | TORONTO         | 97-73     | W   | 52-29 | +2   | 19,710 | A. Carter.....17         | V. Carter.....17           |
| 82. 4/19  | @ Charlotte     | 83-73     | L   | 52-30 | -1   | 18,838 | Carter.....16            | Mason/Jones.....14         |

(\* Overtime \*\* Double Overtime)

# FINAL 1999-2000 STATISTICS (52-30)

## Atlantic Division Champions

| PLAYER           | G         | GS       | -FIELD GOALS- |             |             | -3-POINT FG- |            |             | -FREE THROWS- |             |             | -REBOUNDS-  |            |             | AST         | PF          | DQ          | STL       | TO         | BLK         | PTS        | AVG         |             |
|------------------|-----------|----------|---------------|-------------|-------------|--------------|------------|-------------|---------------|-------------|-------------|-------------|------------|-------------|-------------|-------------|-------------|-----------|------------|-------------|------------|-------------|-------------|
|                  |           |          | FG            | FGA         | PCT         | FG           | FGA        | PCT         | FT            | FTA         | PCT         | OFF         | DEF        | TOT         |             |             |             |           |            |             |            |             |             |
| MOURNING         | 79        | 78       | 2748          | 652         | 1184        | .551         | 0          | 4           | 0.000         | 414         | 582         | .711        | 215        | 538         | 753         | 123         | 308         | 8         | 40         | 217         | 294        | 1718        | 21.7        |
| MASHBURN         | 76        | 76       | 2828          | 515         | 1158        | .445         | 112        | 278         | .403          | 186         | 239         | .778        | 64         | 317         | 381         | 298         | 215         | 3         | 79         | 180         | 14         | 1328        | 17.5        |
| HARDAWAY         | 52        | 52       | 1672          | 246         | 638         | .386         | 94         | 256         | .367          | 110         | 133         | .827        | 25         | 125         | 150         | 385         | 112         | 0         | 49         | 119         | 4          | 696         | 13.4        |
| LENARD           | 53        | 13       | 1434          | 228         | 560         | .407         | 89         | 228         | .390          | 84          | 106         | .792        | 37         | 116         | 153         | 136         | 127         | 2         | 41         | 80          | 15         | 629         | 11.9        |
| BROWN            | 80        | 80       | 2302          | 322         | 671         | .480         | 0          | 1           | 0.000         | 120         | 159         | .755        | 216        | 384         | 600         | 145         | 264         | 4         | 65         | 100         | 61         | 764         | 9.6         |
| MAJERLE          | 69        | 69       | 2308          | 170         | 422         | .403         | 110        | 304         | .362          | 56          | 69          | .812        | 27         | 306         | 333         | 206         | 156         | 1         | 89         | 62          | 17         | 506         | 7.3         |
| WEATHERSPOON     | 78        | 2        | 1615          | 215         | 419         | .513         | 0          | 0           | 0.000         | 135         | 183         | .738        | 128        | 321         | 449         | 93          | 165         | 1         | 51         | 100         | 49         | 565         | 7.2         |
| CARTER           | 79        | 30       | 1859          | 201         | 509         | .395         | 3          | 23          | .130          | 93          | 124         | .750        | 48         | 151         | 199         | 378         | 167         | 0         | 93         | 173         | 5          | 498         | 6.3         |
| THORPE           | 51        | 1        | 777           | 125         | 243         | .514         | 0          | 3           | 0.000         | 29          | 48          | .604        | 56         | 110         | 166         | 33          | 136         | 4         | 26         | 59          | 9          | 279         | 5.5         |
| STRICKLAND       | 58        | 5        | 663           | 122         | 224         | .545         | 0          | 0           | 0.000         | 40          | 56          | .714        | 44         | 96          | 140         | 22          | 68          | 0         | 15         | 24          | 18         | 284         | 4.9         |
| BUFORD           | 34        | 0        | 386           | 62          | 151         | .411         | 7          | 29          | .241          | 16          | 22          | .727        | 10         | 38          | 48          | 21          | 44          | 0         | 10         | 9           | 8          | 147         | 4.3         |
| BOWEN (TOT)      | 69        | 2        | 878           | 72          | 194         | .371         | 27         | 58          | .466          | 25          | 43          | .581        | 27         | 69          | 96          | 34          | 118         | 0         | 23         | 19          | 15         | 196         | 2.8         |
| BOWEN (MIA)      | 27        | 2        | 567           | 46          | 121         | .380         | 26         | 56          | .464          | 19          | 31          | .613        | 13         | 47          | 60          | 18          | 81          | 0         | 14         | 14          | 10         | 137         | 5.1         |
| WALTERS          | 33        | 0        | 389           | 38          | 91          | .418         | 5          | 20          | .250          | 12          | 16          | .750        | 8          | 28          | 36          | 65          | 44          | 0         | 6          | 29          | 0          | 93          | 2.8         |
| JAMES            | 4         | 0        | 23            | 5           | 14          | .357         | 0          | 0           | 0.000         | 1           | 3           | .333        | 3          | 1           | 4           | 2           | 1           | 0         | 0          | 2           | 3          | 11          | 2.8         |
| CAUSWELL         | 25        | 2        | 185           | 20          | 37          | .541         | 0          | 0           | 0.000         | 26          | 38          | .684        | 11         | 36          | 47          | 2           | 42          | 0         | 2          | 10          | 16         | 66          | 2.6         |
| JAMISON          | 12        | 0        | 74            | 7           | 20          | .350         | 0          | 0           | 0.000         | 4           | 18          | .222        | 16         | 5           | 21          | 4           | 17          | 0         | 2          | 4           | 1          | 18          | 1.5         |
| <b>HEAT</b>      | <b>82</b> | <b>—</b> | <b>19830</b>  | <b>2974</b> | <b>6462</b> | <b>.460</b>  | <b>446</b> | <b>1202</b> | <b>.371</b>   | <b>1345</b> | <b>1827</b> | <b>.736</b> | <b>921</b> | <b>2619</b> | <b>3540</b> | <b>1931</b> | <b>1947</b> | <b>23</b> | <b>582</b> | <b>1231</b> | <b>524</b> | <b>7739</b> | <b>94.4</b> |
| <b>OPPONENTS</b> | <b>82</b> | <b>—</b> | <b>19830</b>  | <b>2782</b> | <b>6595</b> | <b>.422</b>  | <b>408</b> | <b>1130</b> | <b>.361</b>   | <b>1512</b> | <b>2022</b> | <b>.748</b> | <b>974</b> | <b>2341</b> | <b>3315</b> | <b>1582</b> | <b>1795</b> | <b>12</b> | <b>621</b> | <b>1150</b> | <b>364</b> | <b>7484</b> | <b>91.3</b> |

### DUNKS:

Miami-354 (Mourning-169; Weatherspoon-54; Strickland-47; Brown-38; Thorpe-12; Buford-11; Mashburn-8; Carter-4; Causwell-4; Bowen-2; Jamison-2; Majerle-2; Lenard-1)  
Opponents-217

### TECHNICAL FOULS:

Miami-44 (Hardaway-4; Mourning-4; Riley-4; Mashburn-3; Walters-2; Carter-1; Causwell-1; Lenard-1; Strickland-1; Illegal Defense-23)  
Opponents-46 (Includes 6 for illegal defense)

### EJECTIONS:

Miami-1 (Carter)  
Opponents-6

| PLAYER           | — SINGLE-GAME HIGHS — |           |           |           |           |           | — AVERAGE PER GAME — |              |             |             |             |             | — CAREER HIGHS (C=SET, T=TIED THIS SEASON) — |             |           |            |           |           |           |           |            |
|------------------|-----------------------|-----------|-----------|-----------|-----------|-----------|----------------------|--------------|-------------|-------------|-------------|-------------|--|-------------|-----------|------------|-----------|-----------|-----------|-----------|------------|
|                  | MIN                   | REB       | AST       | ST        | TO        | BLK       | PTS                  | MIN          | REB         | AST         | STL         | TO          | BLK  | PTS         | FG        | FGA        | FT        | FTA       | REB       | AST       | PTS        |
| MOURNING         | 47                    | 18        | 4         | 2         | 7         | 9         | 43                   | 34.8         | 9.5         | 1.6         | 0.51        | 2.7         | 3.72   | 21.7        | 19        | 34         | 17C       | 24C       | 22        | 7         | 50         |
| MASHBURN         | 50                    | 11        | 10        | 5         | 7         | 1         | 34                   | 37.2         | 5.0         | 3.9         | 1.04        | 2.4         | 0.18   | 17.5        | 19        | 37         | 15        | 18        | 13        | 10C       | 50         |
| HARDAWAY         | 46                    | 9         | 14        | 3         | 7         | 1         | 32                   | 32.2         | 2.9         | 7.4         | 0.94        | 2.3         | 0.08   | 13.4        | 17        | 33         | 15        | 19        | 11        | 22        | 45         |
| LENARD           | 42                    | 9         | 7         | 3         | 5         | 2         | 29                   | 27.1         | 2.9         | 2.6         | 0.77        | 1.5         | 0.28   | 11.9        | 13        | 21         | 9         | 10C       | 10        | 8         | 38         |
| BROWN            | 41                    | 15        | 5         | 3         | 6         | 4         | 25                   | 28.8         | 7.5         | 1.8         | 0.81        | 1.3         | 0.76   | 9.6         | 13        | 18         | 9         | 10        | 20        | 8         | 30         |
| MAJERLE          | 44                    | 12        | 7         | 5         | 4         | 2         | 33                   | 33.4         | 4.8         | 3.0         | 1.29        | 0.9         | 0.25   | 7.3         | 15        | 27         | 14        | 15        | 15        | 13        | 37         |
| WEATHERSPOON     | 39                    | 16        | 4         | 2         | 5         | 3         | 15                   | 20.7         | 5.8         | 1.2         | 0.65        | 1.3         | 0.63   | 7.2         | 14        | 26         | 12        | 19        | 23        | 13        | 35         |
| CARTER           | 45                    | 8         | 13        | 4         | 5         | 1         | 21                   | 23.5         | 2.5         | 4.8         | 1.18        | 2.2         | 0.06   | 6.3         | 9C        | 15C        | 7C        | 8C        | 8C        | 13C       | 21C        |
| THORPE           | 25                    | 10        | 2         | 3         | 3         | 2         | 17                   | 15.2         | 3.3         | 0.6         | 0.51        | 1.2         | 0.18   | 5.5         | 15        | 27         | 14        | 19        | 26        | 11        | 40         |
| STRICKLAND       | 23                    | 9         | 3         | 3         | 2         | 2         | 13                   | 11.4         | 2.4         | 0.4         | 0.26        | 0.4         | 0.31   | 4.9         | 11        | 18         | 6         | 8         | 13        | 4         | 23         |
| BUFORD           | 26                    | 6         | 5         | 3         | 2         | 2         | 17                   | 11.4         | 1.4         | 0.6         | 0.29        | 0.3         | 0.24   | 4.3         | 8C        | 13C        | 4C        | 5C        | 6C        | 5C        | 17C        |
| BOWEN (TOT)      | 37                    | 6         | 3         | 3         | 3         | 2         | 16                   | 12.7         | 1.4         | 0.5         | 0.33        | 0.3         | 0.22   | 2.8         | 6T        | 12         | 6         | 9         | 9         | 5         | 16T        |
| BOWEN (MIA)      | 37                    | 6         | 2         | 3         | 3         | 2         | 16                   | 21.0         | 2.2         | 0.7         | 0.52        | 0.5         | 0.37   | 5.1         |           |            |           |           |           |           |            |
| WALTERS          | 28                    | 3         | 8         | 1         | 3         | 0         | 10                   | 11.8         | 1.1         | 2.0         | 0.18        | 0.9         | 0.00   | 2.8         | 11        | 17         | 8         | 8         | 9         | 12        | 27         |
| JAMES            | 7                     | 2         | 1         | 0         | 1         | 2         | 4                    | 5.8          | 1.0         | 0.5         | 0.00        | 0.5         | 0.75   | 2.8         | 2C        | 5C         | 1C        | 2C        | 2C        | 1C        | 4C         |
| CAUSWELL         | 22                    | 6         | 1         | 1         | 2         | 3         | 13                   | 7.4          | 1.9         | 0.1         | 0.08        | 0.4         | 0.64   | 2.6         | 10        | 17         | 8         | 12        | 16        | 5         | 22         |
| JAMISON          | 17                    | 8         | 1         | 1         | 2         | 1         | 6                    | 6.2          | 1.8         | 0.3         | 0.17        | 0.3         | 0.08   | 1.5         | 3C        | 5C         | 2C        | 4C        | 8C        | 1C        | 6C         |
| <b>HEAT</b>      | <b>290</b>            | <b>66</b> | <b>38</b> | <b>17</b> | <b>25</b> | <b>15</b> | <b>128</b>           | <b>241.8</b> | <b>43.2</b> | <b>23.5</b> | <b>7.10</b> | <b>15.0</b> | <b>6.39</b>                                  | <b>94.4</b> | <b>56</b> | <b>113</b> | <b>47</b> | <b>61</b> | <b>69</b> | <b>39</b> | <b>141</b> |
| <b>OPPONENTS</b> | <b>290</b>            | <b>63</b> | <b>33</b> | <b>14</b> | <b>25</b> | <b>14</b> | <b>122</b>           | <b>241.8</b> | <b>40.4</b> | <b>19.3</b> | <b>7.57</b> | <b>14.0</b> | <b>4.44</b>                                  | <b>91.3</b> | <b>59</b> | <b>115</b> | <b>42</b> | <b>57</b> | <b>64</b> | <b>42</b> | <b>148</b> |

# 1998-1999 SEASON

**RECORD:** 33-17 (Atlantic Division Champions)  
**HOME:** 18-7      **ROAD:** 15-10      **OVERTIME:** 1-0



**Front Row (L-R):** Voshon Lenard, Rex Walters, Trainer Ron Culp, Assistant Coach Jeff Bzdelik, Assistant Head Coach Stan Van Gundy, President & Head Coach Pat Riley, Assistant Coach Bob McAdoo, Assistant Coach Tony Fiorentino, Assistant Coach/Video Coordinator Erik Spoelstra, Terry Porter, Tim Hardaway.

**Back Row (L-R):** Assistant Trainer/Assistant Strength & Conditioning Coach/Equipment Manager Jay Sabol, Blue Edwards, Clarence Weatherspoon, Keith Askins, Terry Mills, Marty Conlon, Duane Causwell, Alonzo Mourning, P.J. Brown, Mark Strickland, Jamal Mashburn, Dan Majerle, Assistant Coach/Strength & Conditioning Bill Foran.

**President & Head Coach:** Pat Riley

**Assistant Head Coach:** Stan Van Gundy

**Assistant Coaches:** Bob McAdoo, Tony Fiorentino, Jeff Bzdelik, Erik Spoelstra, Bill Foran

**Team Captains:** Alonzo Mourning, Tim Hardaway, Keith Askins

## CONFERENCE RECORDS

|                 | Overall | Home | Road | Overtime |
|-----------------|---------|------|------|----------|
| <b>Eastern:</b> | 30-15   | 15-7 | 15-8 | 1-0      |
| <b>Western:</b> | 3-2     | 3-0  | 0-2  | 0-0      |

## DIVISION RECORDS

|                  | Overall | Home | Road | Overtime |
|------------------|---------|------|------|----------|
| <b>Atlantic:</b> | 12-8    | 6-4  | 6-4  | 1-0      |
| <b>Central:</b>  | 18-7    | 9-3  | 9-4  | 0-0      |
| <b>Midwest:</b>  | 3-2     | 3-0  | 0-2  | 0-0      |
| <b>Pacific:</b>  | 0-0     | 0-0  | 0-0  | 0-0      |

## RECORDS BY MONTH

|                  | Overall | Home | Road | Overtime |
|------------------|---------|------|------|----------|
| <b>February:</b> | 9-4     | 4-2  | 5-2  | 0-0      |
| <b>March:</b>    | 10-5    | 7-1  | 3-4  | 1-0      |
| <b>April:</b>    | 12-6    | 5-3  | 7-3  | 0-0      |
| <b>May:</b>      | 2-2     | 2-1  | 0-1  | 0-0      |

**Playoff Results:** Lost to New York in the First Round (3-2)

**NBA Honors:** P.J. Brown, All-Defensive Second Team; Tim Hardaway, All-NBA Second Team; Alonzo Mourning, All-NBA First Team, Defensive Player of the Year, All-Defensive First Team, Player of the Week (Mar. 14, 1999)

**Home Attendance:** 378,813 (15,153 average/15,200 capacity); 21 sellouts

# 1998-1999 GAME BY GAME

| DATE     | OPPONENTS      | SCORE   | W/L | REC   | STRK | ATTEND | HEAT HIGH SCORER    | OPP. HIGH SCORER       |
|----------|----------------|---------|-----|-------|------|--------|---------------------|------------------------|
| 1. 2/5   | DETROIT        | 95-81   | L   | 0-1   | -1   | 15,200 | Mashburn.....19     | Stackhouse.....24      |
| 2. 2/7   | @ New York     | 83-79   | W   | 1-1   | +1   | 19,763 | Mashburn.....23     | Ewing.....24           |
| 3. 2/8   | @ Charlotte    | 94-91   | L   | 1-2   | -1   | 18,044 | Hardaway.....32     | Reid.....19            |
| 4. 2/9   | BOSTON         | 108-101 | L   | 1-3   | -2   | 15,200 | Hardaway.....24     | Walker.....31          |
| 5. 2/11  | TORONTO        | 102-84  | W   | 2-3   | +1   | 14,832 | Hardaway.....27     | Christie.....20        |
| 6. 2/15  | NEW JERSEY     | 95-72   | W   | 3-3   | +2   | 15,200 | Mourning.....34     | Van Horn.....19        |
| 7. 2/16  | @ Indiana      | 89-78   | W   | 4-3   | +3   | 15,812 | Brown.....22        | Mullin.....16          |
| 8. 2/17  | @ Detroit      | 91-80   | W   | 5-3   | +4   | 17,225 | Hardaway.....29     | Hill.....22            |
| 9. 2/20  | HOUSTON        | 81-71   | W   | 6-3   | +5   | 15,200 | Brown.....24        | Harrington.....17      |
| 10. 2/23 | @ Washington   | 96-80   | W   | 7-3   | +6   | 12,879 | Mourning.....29     | Richmond.....25        |
| 11. 2/24 | @ Charlotte    | 91-83   | W   | 8-3   | +7   | 17,828 | Mourning.....20     | Phills.....20          |
| 12. 2/26 | @ Detroit      | 95-93   | L   | 8-4   | -1   | 20,083 | Mourning.....29     | Hill.....22            |
| 13. 2/28 | ORLANDO        | 84-78   | W   | 9-4   | +1   | 15,200 | Mourning.....24     | Anderson.....25        |
| 14. 3/2  | NEW YORK       | **85-84 | W   | 10-4  | +2   | 15,200 | Mourning.....28     | Ewing.....31           |
| 15. 3/4  | DENVER         | 95-87   | W   | 11-4  | +3   | 14,834 | Mourning.....27     | Williams.....21        |
| 16. 3/5  | @ Philadelphia | 89-78   | W   | 12-4  | +4   | 19,949 | Hardaway.....26     | Iverson.....34         |
| 17. 3/7  | @ Indiana      | 85-72   | L   | 12-5  | -1   | 16,703 | Mourning.....17     | Miller.....16          |
| 18. 3/8  | PHILADELPHIA   | 91-89   | W   | 13-5  | +1   | 15,200 | Porter.....20       | Iverson.....28         |
| 19. 3/10 | ATLANTA        | 88-78   | W   | 14-5  | +2   | 15,200 | Hardaway.....21     | Crawford.....14        |
| 20. 3/11 | TORONTO        | 83-73   | W   | 15-5  | +3   | 14,911 | Mourning.....23     | Wallace.....20         |
| 21. 3/14 | NEW JERSEY     | 102-76  | W   | 16-5  | +4   | 15,036 | Mourning.....25     | Marbury.....21         |
| 22. 3/16 | WASHINGTON     | 94-85   | W   | 17-5  | +5   | 15,200 | Hardaway.....24     | Richmond.....22        |
| 23. 3/17 | @ Atlanta      | 86-85   | W   | 18-5  | +6   | 16,117 | Hardaway.....24     | Smith.....22           |
| 24. 3/20 | INDIANA        | 94-89   | L   | 18-6  | -1   | 15,200 | Hardaway.....28     | A. Davis/Mullin.....17 |
| 25. 3/23 | @ Utah         | 84-81   | L   | 18-7  | -2   | 19,911 | Hardaway.....30     | Malone.....23          |
| 26. 3/24 | @ Milwaukee    | 84-76   | W   | 19-7  | +1   | 17,126 | Hardaway.....22     | Robinson.....17        |
| 27. 3/26 | @ Minnesota    | 100-93  | L   | 19-8  | -1   | 19,006 | Mourning.....28     | Garnett.....19         |
| 28. 3/28 | @ Orlando      | 94-87   | L   | 19-9  | -2   | 17,248 | Mourning.....24     | Armstrong.....25       |
| 29. 4/1  | PHILADELPHIA   | 88-84   | L   | 19-10 | -3   | 15,200 | Mourning.....20     | Geiger.....25          |
| 30. 4/3  | @ New Jersey   | 88-77   | L   | 19-11 | -4   | 18,114 | Mourning.....23     | Van Horn.....27        |
| 31. 4/4  | @ Washington   | 90-79   | W   | 20-11 | +1   | 14,951 | Mourning.....24     | Howard.....20          |
| 32. 4/6  | @ Toronto      | 92-70   | W   | 21-11 | +2   | 19,209 | Mourning.....20     | McGrady.....12         |
| 33. 4/7  | DALLAS         | 93-87   | W   | 22-11 | +3   | 15,200 | Brown.....23        | Trent.....27           |
| 34. 4/10 | @ Chicago      | 82-49   | W   | 23-11 | +4   | 22,508 | Hardaway.....22     | David.....13           |
| 35. 4/11 | MILWAUKEE      | 95-92   | W   | 24-11 | +5   | 15,200 | Mashburn.....25     | Allen.....25           |
| 36. 4/13 | CHICAGO        | 90-74   | W   | 25-11 | +6   | 15,200 | Mourning.....19     | Kukoc.....25           |
| 37. 4/14 | @ Milwaukee    | 98-86   | L   | 25-12 | -1   | 14,395 | Mourning.....30     | Allen.....31           |
| 38. 4/16 | @ Boston       | 82-81   | L   | 25-13 | -2   | 18,624 | Hardaway.....19     | Walker.....29          |
| 39. 4/18 | INDIANA        | 92-88   | W   | 26-13 | +1   | 15,200 | Mourning.....24     | A. Davis.....18        |
| 40. 4/19 | @ Cleveland    | 94-87   | W   | 27-13 | +2   | 13,111 | Mashburn.....23     | Kemp.....32            |
| 41. 4/21 | CLEVELAND      | 93-80   | W   | 28-13 | +3   | 15,200 | Mashburn.....19     | Ferry/Stack.....11     |
| 42. 4/22 | @ Orlando      | 75-70   | W   | 29-13 | +4   | 17,248 | Mourning.....18     | Anderson.....14        |
| 43. 4/25 | NEW YORK       | 82-80   | L   | 29-14 | -1   | 15,200 | Mourning.....29     | Johnson.....23         |
| 44. 4/26 | @ Cleveland    | 90-65   | W   | 30-14 | +1   | 13,857 | Mourning.....23     | Anderson.....14        |
| 45. 4/27 | @ New Jersey   | 95-76   | W   | 31-14 | +2   | 15,883 | Mashburn.....16     | Carr.....18            |
| 46. 4/29 | BOSTON         | 107-96  | L   | 31-15 | -1   | 15,200 | Weatherspoon.....19 | Pierce.....31          |
| 47. 5/1  | CHICAGO        | 101-86  | L   | 31-16 | -2   | 15,200 | Hardaway.....20     | Harper.....25          |
| 48. 5/2  | CHARLOTTE      | 100-93  | W   | 32-16 | +1   | 15,200 | Mashburn.....20     | Jones.....23           |
| 49. 5/4  | ATLANTA        | 93-79   | W   | 33-16 | +2   | 15,200 | Mashburn.....18     | Smith.....21           |
| 50. 5/5  | @ New York     | 106-88  | L   | 33-17 | -1   | 19,763 | Brown.....18        | Camby.....22           |

(\* Overtime)

# FINAL 1998-1999 STATISTICS (33-17)

## Atlantic Division Champions

| PLAYER           | G         | GS       | MIN          | -FIELD GOALS- |             |             | -3-POINT FG- |            |             | -FREE THROWS- |             |             | -REBOUNDS- |             |             | AST         | PF          | DQ       | STL        | TO         | BLK        | PTS         | AVG         |
|------------------|-----------|----------|--------------|---------------|-------------|-------------|--------------|------------|-------------|---------------|-------------|-------------|------------|-------------|-------------|-------------|-------------|----------|------------|------------|------------|-------------|-------------|
|                  |           |          |              | FG            | FGA         | PCT         | FG           | FGA        | PCT         | FT            | FTA         | PCT         | OFF        | DEF         | TOT         |             |             |          |            |            |            |             |             |
| MOURNING         | 46        | 46       | 1753         | 324           | 634         | .511        | 0            | 2          | 0.000       | 276           | 423         | .652        | 166        | 341         | 507         | 74          | 161         | 1        | 34         | 139        | 180        | 924         | 20.1        |
| HARDAWAY         | 48        | 48       | 1772         | 301           | 752         | .400        | 112          | 311        | .360        | 121           | 149         | .812        | 15         | 137         | 152         | 352         | 102         | 1        | 57         | 131        | 6          | 835         | 17.4        |
| MASHBURN         | 24        | 23       | 855          | 134           | 297         | .451        | 13           | 30         | .433        | 75            | 104         | .721        | 24         | 122         | 146         | 75          | 58          | 0        | 20         | 60         | 3          | 356         | 14.8        |
| BROWN            | 50        | 50       | 1611         | 229           | 477         | .480        | 0            | 0          | 0.000       | 113           | 146         | .774        | 115        | 231         | 346         | 66          | 166         | 2        | 46         | 69         | 48         | 571         | 11.4        |
| PORTER           | 50        | 1        | 1365         | 172           | 370         | .465        | 58           | 141        | .411        | 123           | 148         | .831        | 13         | 127         | 140         | 146         | 97          | 0        | 48         | 74         | 11         | 525         | 10.5        |
| MILLS            | 1         | 0        | 29           | 3             | 8           | .375        | 2            | 4          | 5.000       | 1             | 2           | 5.000       | 3          | 1           | 4           | 0           | 3           | 0        | 1          | 3          | 0          | 9           | 9.0         |
| WEATHERSPOON     | 49        | 3        | 1040         | 141           | 264         | .534        | 0            | 0          | 0.000       | 115           | 143         | .804        | 72         | 171         | 243         | 34          | 107         | 0        | 28         | 61         | 17         | 397         | 8.1         |
| MAJERLE          | 48        | 48       | 1624         | 118           | 298         | .396        | 68           | 203        | .335        | 33            | 46          | .717        | 21         | 187         | 208         | 150         | 100         | 0        | 38         | 55         | 7          | 337         | 7.0         |
| LENARD           | 12        | 2        | 190          | 31            | 79          | .392        | 12           | 35         | .343        | 8             | 11          | .727        | 4          | 12          | 16          | 10          | 18          | 0        | 3          | 7          | 1          | 82          | 6.8         |
| STRICKLAND       | 32        | 1        | 357          | 50            | 101         | .495        | 0            | 1          | 0.000       | 19            | 26          | .731        | 26         | 52          | 78          | 9           | 28          | 0        | 7          | 13         | 8          | 119         | 3.7         |
| EDWARDS          | 24        | 0        | 283          | 32            | 72          | .444        | 4            | 10         | .400        | 9             | 13          | .692        | 7          | 26          | 33          | 30          | 23          | 0        | 17         | 21         | 5          | 77          | 3.2         |
| WALTERS          | 33        | 13       | 506          | 35            | 95          | .368        | 12           | 38         | .316        | 19            | 23          | .826        | 10         | 40          | 50          | 58          | 63          | 0        | 10         | 32         | 3          | 101         | 3.1         |
| CAUSWELL         | 19        | 1        | 137          | 20            | 35          | .571        | 0            | 0          | 0.000       | 4             | 12          | .333        | 14         | 21          | 35          | 2           | 32          | 1        | 0          | 18         | 11         | 44          | 2.3         |
| DAVIS            | 4         | 1        | 35           | 2             | 6           | .333        | 0            | 0          | 0.000       | 5             | 6           | .833        | 2          | 5           | 7           | 1           | 12          | 1        | 1          | 7          | 0          | 9           | 2.3         |
| ASKINS           | 33        | 13       | 415          | 20            | 62          | .323        | 8            | 29         | .276        | 5             | 8           | .625        | 10         | 34          | 44          | 10          | 58          | 0        | 17         | 13         | 3          | 53          | 1.6         |
| CONLON           | 7         | 0        | 35           | 3             | 13          | .231        | 0            | 0          | 0.000       | 2             | 2           | 1.000       | 1          | 4           | 5           | 1           | 6           | 0        | 0          | 3          | 1          | 8           | 1.1         |
| WATSON           | 3         | 0        | 18           | 1             | 2           | .500        | 0            | 0          | 0.000       | 0             | 0           | 0.000       | 0          | 1           | 1           | 1           | 1           | 0        | 0          | 1          | 0          | 2           | 0.7         |
| <b>HEAT</b>      | <b>50</b> | <b>—</b> | <b>12025</b> | <b>1616</b>   | <b>3565</b> | <b>.453</b> | <b>289</b>   | <b>804</b> | <b>.359</b> | <b>928</b>    | <b>1262</b> | <b>.735</b> | <b>503</b> | <b>1512</b> | <b>2015</b> | <b>1019</b> | <b>1035</b> | <b>6</b> | <b>327</b> | <b>744</b> | <b>304</b> | <b>4449</b> | <b>89.0</b> |
| <b>OPPONENTS</b> | <b>50</b> | <b>—</b> | <b>12025</b> | <b>1565</b>   | <b>3805</b> | <b>.411</b> | <b>211</b>   | <b>606</b> | <b>.348</b> | <b>860</b>    | <b>1167</b> | <b>.737</b> | <b>619</b> | <b>1342</b> | <b>1961</b> | <b>853</b>  | <b>1102</b> | <b>9</b> | <b>387</b> | <b>677</b> | <b>188</b> | <b>4201</b> | <b>84.0</b> |

### DUNKS:

Miami-174 (Mourning-88; Weatherspoon-26; Brown-24; Strickland-21; Causwell-7; Mashburn-5; Edwards-2; Majerle-1)

Opponents-104

### TECHNICAL FOULS:

Miami-26 (Hardaway-5; Mourning-5; Riley-2; Askins-1; Brown-1; Davis-1; Edwards-1; Mashburn-1; Illegal Defense-9)

Opponents-32 (Includes 8 for illegal defense)

### EJECTIONS:

Miami-1 (Askins)

Opponents-4

| PLAYER           | — SINGLE-GAME HIGHS — |           |           |           |           |           | — AVERAGE PER GAME — |              |             |             |             |             | — CAREER HIGHS (C=SET, T=TIED THIS SEASON) — |             |           |            |           |           |           |           |            |
|------------------|-----------------------|-----------|-----------|-----------|-----------|-----------|----------------------|--------------|-------------|-------------|-------------|-------------|--|-------------|-----------|------------|-----------|-----------|-----------|-----------|------------|
|                  | MIN                   | REB       | AST       | ST        | TO        | BLK       | PTS                  | MIN          | REB         | AST         | STL         | TO          | BLK  | PTS         | FG        | FGA        | FT        | FTA       | REB       | AST       | PTS        |
| MOURNING         | 46                    | 21        | 6         | 3         | 8         | 9         | 34                   | 38.1         | 11.0        | 1.6         | 0.74        | 3.0         | 3.91   | 20.1        | 19        | 34         | 16        | 20        | 22        | 7         | 50         |
| HARDAWAY         | 44                    | 7         | 11        | 4         | 9         | 1         | 32                   | 36.9         | 3.2         | 7.3         | 1.19        | 2.7         | 0.13   | 17.4        | 17        | 33         | 15        | 19        | 11        | 22        | 45         |
| MASHBURN         | 48                    | 12        | 7         | 4         | 8         | 2         | 25                   | 35.6         | 6.1         | 3.1         | 0.83        | 2.5         | 0.13   | 14.8        | 19        | 37         | 15        | 18        | 13        | 9         | 50         |
| BROWN            | 42                    | 15        | 4         | 3         | 4         | 5         | 24                   | 32.2         | 6.9         | 1.3         | 0.92        | 1.4         | 0.96   | 11.4        | 13        | 18         | 9C        | 10T       | 20        | 8         | 30         |
| PORTER           | 41                    | 8         | 10        | 5         | 4         | 1         | 21                   | 27.3         | 2.8         | 2.9         | 0.96        | 1.5         | 0.22   | 10.5        | 15        | 26         | 14        | 16        | 13        | 19        | 40         |
| MILLS            | 29                    | 4         | 0         | 1         | 3         | 0         | 9                    | 29.0         | 4.0         | 0.0         | 1.00        | 3.0         | 0.00   | 9.0         | 16        | 28         | 11        | 13        | 19        | 9         | 41         |
| WEATHERSPOON     | 37                    | 11        | 5         | 3         | 3         | 2         | 22                   | 21.2         | 5.0         | 0.7         | 0.57        | 1.2         | 0.35   | 8.1         | 14        | 26         | 12        | 19        | 23        | 13        | 35         |
| MAJERLE          | 44                    | 10        | 8         | 3         | 5         | 2         | 22                   | 33.8         | 4.3         | 3.1         | 0.79        | 1.1         | 0.15   | 7.0         | 15        | 27         | 14        | 15        | 15        | 13        | 37         |
| LENARD           | 36                    | 5         | 2         | 2         | 2         | 1         | 14                   | 15.8         | 1.3         | 0.8         | 0.25        | 0.6         | 0.08   | 6.8         | 13        | 21         | 9         | 9         | 10        | 8         | 38         |
| STRICKLAND       | 30                    | 8         | 3         | 2         | 2         | 3         | 13                   | 11.2         | 2.4         | 0.3         | 0.22        | 0.4         | 0.25   | 3.7         | 11        | 18         | 6         | 8         | 13        | 4         | 23         |
| EDWARDS          | 31                    | 5         | 4         | 4         | 5         | 1         | 12                   | 11.8         | 1.4         | 1.3         | 0.71        | 0.9         | 0.21   | 3.2         | 14        | 23         | 11        | 12        | 13        | 11        | 36         |
| WALTERS          | 46                    | 5         | 9         | 3         | 6         | 2         | 9                    | 15.3         | 1.5         | 1.8         | 0.30        | 1.0         | 0.09   | 3.1         | 11        | 17         | 8         | 8         | 9         | 12        | 27         |
| CAUSWELL         | 26                    | 5         | 1         | 0         | 5         | 3         | 10                   | 7.2          | 1.8         | 0.1         | 0.00        | 0.9         | 0.58   | 2.3         | 10        | 17         | 8         | 12        | 16        | 5         | 22         |
| DAVIS            | 14                    | 5         | 1         | 1         | 4         | 0         | 6                    | 8.8          | 1.8         | 0.3         | 0.25        | 1.8         | 0.00   | 2.3         | 13        | 25         | 10        | 11        | 12        | 7         | 27         |
| ASKINS           | 25                    | 6         | 5         | 3         | 2         | 1         | 6                    | 12.6         | 1.3         | 0.3         | 0.52        | 0.4         | 0.09   | 1.6         | 8         | 15         | 6         | 6         | 16        | 7         | 21         |
| CONLON           | 13                    | 3         | 1         | 0         | 1         | 1         | 4                    | 5.0          | 0.7         | 0.1         | 0.00        | 0.4         | 0.14   | 1.1         | 10        | 16         | 8         | 13        | 14        | 8         | 22         |
| WATSON           | 14                    | 1         | 1         | 0         | 1         | 0         | 2                    | 6.0          | 0.3         | 0.3         | 0.00        | 0.3         | 0.00   | 0.7         | 6         | 9          | 4         | 4         | 6         | 6         | 14         |
| <b>HEAT</b>      | <b>265</b>            | <b>54</b> | <b>26</b> | <b>14</b> | <b>24</b> | <b>15</b> | <b>102</b>           | <b>240.5</b> | <b>40.3</b> | <b>20.4</b> | <b>6.54</b> | <b>14.9</b> | <b>6.08</b>                                  | <b>89.0</b> | <b>56</b> | <b>113</b> | <b>47</b> | <b>61</b> | <b>69</b> | <b>39</b> | <b>141</b> |
| <b>OPPONENTS</b> | <b>265</b>            | <b>61</b> | <b>27</b> | <b>16</b> | <b>22</b> | <b>10</b> | <b>108</b>           | <b>240.5</b> | <b>39.2</b> | <b>17.1</b> | <b>7.74</b> | <b>13.5</b> | <b>3.76</b>                                  | <b>84.0</b> | <b>59</b> | <b>115</b> | <b>42</b> | <b>57</b> | <b>64</b> | <b>42</b> | <b>148</b> |


# 1997-1998 SEASON

**RECORD:** 55-27 (Atlantic Division Champions)

**HOME:** 30-11

**ROAD:** 25-16

**OVERTIME:** 1-2



**Front Row (L-R):** Eric Murdock, Rex Walters, Strength & Conditioning Coach Bill Foran, Assistant Coach Jeff Bzdelik, Assistant Head Coach Stan Van Gundy, President & Head Coach Pat Riley, Assistant Coach Bob McAdoo, Assistant Coach Tony Fiorentino, Trainer Ron Culp, Voshon Lenard, Tim Hardaway.

**Back Row (L-R):** Assistant Trainer/Assistant Strength & Conditioning Coach/Equipment Manager Jay Sabol, Brent Barry, Antonio Lang, Keith Askins, Terry Mills, Marty Conlon, Duane Causwell, Alonzo Mourning, P.J. Brown, Mark Strickland, Jamal Mashburn, Dan Majerle, Assistant Coach/Video Coordinator Erik Spoelstra.

**President & Head Coach:** Pat Riley

**Assistant Head Coach:** Stan Van Gundy

**Assistant Coaches:** Bob McAdoo, Tony Fiorentino, Jeff Bzdelik, Erik Spoelstra

**Team Captains:** Alonzo Mourning, Keith Askins

## CONFERENCE RECORDS

|          | Overall | Home | Road  | Overtime |
|----------|---------|------|-------|----------|
| Eastern: | 36-18   | 20-7 | 16-11 | 1-1      |
| Western: | 19-9    | 10-4 | 9-5   | 0-1      |

## DIVISION RECORDS

|           | Overall | Home | Road | Overtime |
|-----------|---------|------|------|----------|
| Atlantic: | 18-6    | 10-2 | 8-4  | 0-0      |
| Central:  | 18-12   | 10-5 | 8-7  | 1-1      |
| Midwest:  | 10-4    | 5-2  | 5-2  | 0-0      |
| Pacific:  | 9-5     | 5-2  | 4-3  | 0-1      |

## RECORDS BY MONTH

|           | Overall | Home | Road | Overtime |
|-----------|---------|------|------|----------|
| October:  | 1-0     | 1-0  | 0-0  | 0-0      |
| November: | 9-5     | 6-2  | 3-3  | 0-0      |
| December: | 10-4    | 5-1  | 5-3  | 0-0      |
| January:  | 7-7     | 4-3  | 3-4  | 0-1      |
| February: | 13-2    | 4-1  | 9-1  | 0-0      |
| March:    | 12-3    | 8-2  | 4-1  | 0-1      |
| April:    | 3-6     | 2-2  | 1-4  | 1-0      |

**Playoff Results:** Lost to New York in the First Round (3-2)

**NBA Honors:** Tim Hardaway, All-NBA Second Team, All-Star Game; Alonzo Mourning, Player of the Week (Mar. 29, 1998); Pat Riley, Coach of the Month (February)

**Home Attendance:** 614,861 (14,997 average/15,200 capacity); 24 sellouts

# 1997-1998 GAME BY GAME

| DATE      | OPPONENTS       | SCORE    | W/L | REC   | STRK | ATTEND | HEAT HIGH SCORER           | OPP. HIGH SCORER            |
|-----------|-----------------|----------|-----|-------|------|--------|----------------------------|-----------------------------|
| 1. 10/31  | TORONTO         | 114-101  | W   | 1-0   | +1   | 14,795 | Mashburn.....22            | Christie/W. Williams.....18 |
| 2. 11/1   | @ Washington    | 109-108  | W   | 2-0   | +2   | 18,281 | Hardaway.....26            | Webber.....30               |
| 3. 11/3   | CHARLOTTE       | 112-99   | L   | 2-1   | -1   | 14,587 | Mashburn.....18            | Rice.....28                 |
| 4. 11/5   | @ Boston        | 90-74    | W   | 3-1   | +1   | 16,210 | Mashburn.....32            | Walker.....20               |
| 5. 11/7   | @ New Jersey    | 99-87    | L   | 3-2   | -1   | 18,231 | Austin.....21              | Gettner.....24              |
| 6. 11/8   | WASHINGTON      | 114-106  | W   | 4-2   | +1   | 14,859 | Hardaway.....25            | Webber.....34               |
| 7. 11/11  | SACRAMENTO      | 101-82   | W   | 5-2   | +2   | 14,603 | Austin.....24              | Richmond.....17             |
| 8. 11/14  | @ Indiana       | 82-78    | L   | 5-3   | -1   | 13,794 | Brown.....21               | Miller.....21               |
| 9. 11/15  | DENVER          | 96-93    | W   | 6-3   | +1   | 14,893 | Hardaway.....26            | L. Ellis.....20             |
| 10. 11/19 | L.A. CLIPPERS   | 122-113  | W   | 7-3   | +2   | 14,311 | Hardaway.....33            | Murray.....32               |
| 11. 11/21 | @ Charlotte     | 119-102  | L   | 7-4   | -1   | 24,042 | Hardaway.....23            | Rice.....26                 |
| 12. 11/22 | TORONTO         | 108-104  | W   | 8-4   | +1   | 14,381 | Austin.....33              | Wallace.....28              |
| 13. 11/25 | L.A. LAKERS     | 103-86   | W   | 9-4   | +2   | 15,200 | Hardaway/Mashburn.....22   | Van Exel.....21             |
| 14. 11/26 | @ Orlando       | 84-60    | W   | 10-4  | +3   | 17,248 | Mashburn.....19            | Hardaway.....19             |
| 15. 11/29 | MILWAUKEE       | 93-87    | L   | 10-5  | -1   | 14,897 | Hardaway.....26            | Allen.....24                |
| 16. 12/3  | PHILADELPHIA    | 93-90    | W   | 11-5  | +1   | 14,312 | Austin.....28              | Iverson.....21              |
| 17. 12/5  | BOSTON          | 117-97   | W   | 12-5  | +2   | 14,937 | Strickland.....20          | Walker.....26               |
| 18. 12/8  | NEW JERSEY      | 105-97   | W   | 13-5  | +3   | 14,387 | Hardaway.....23            | Cassell.....19              |
| 19. 12/9  | @ Atlanta       | 97-81    | W   | 14-5  | +4   | 9,156  | Lenard.....22              | Laettner.....22             |
| 20. 12/12 | @ Indiana       | 104-89   | L   | 14-6  | -1   | 14,159 | Hardaway.....28            | Smiths.....29               |
| 21. 12/13 | @ Milwaukee     | 87-84    | W   | 15-6  | +1   | 15,803 | Austin.....22              | Robinson.....28             |
| 22. 12/16 | UTAH            | 103-95   | L   | 15-7  | -1   | 15,200 | Hardaway.....21            | Malone.....29               |
| 23. 12/17 | @ Washington    | 88-74    | L   | 15-8  | -2   | 19,411 | Mourning.....24            | Strickland.....21           |
| 24. 12/19 | @ Philadelphia  | 91-84    | W   | 16-8  | +1   | 15,489 | Hardaway.....22            | Ratiff/Thomas.....17        |
| 25. 12/20 | ATLANTA         | 99-92    | W   | 17-8  | +2   | 15,200 | Mourning.....21            | Smith.....23                |
| 26. 12/25 | @ Chicago       | 90-80    | L   | 17-9  | -1   | 24,182 | Mashburn.....20            | Jordan.....24               |
| 27. 12/26 | @ Detroit       | 88-74    | W   | 18-9  | +1   | 22,076 | Lenard/Hardaway.....15     | B. Williams.....20          |
| 28. 12/28 | INDIANA         | 101-90   | W   | 19-9  | +2   | 15,200 | Mourning.....22            | Miller.....19               |
| 29. 12/30 | @ Cleveland     | 90-78    | W   | 20-9  | +3   | 18,962 | Hardaway.....29            | Kemp.....15                 |
| 30. 1/2   | @ Charlotte     | 99-88    | L   | 20-10 | -1   | 24,042 | Hardaway.....23            | Rice.....42                 |
| 31. 1/3   | SAN ANTONIO     | 99-77    | W   | 20-11 | +2   | 15,200 | Mourning.....18            | Robinson.....27             |
| 32. 1/7   | CHICAGO         | 99-72    | W   | 21-11 | +1   | 15,200 | Mashburn.....18            | Jordan.....26               |
| 33. 1/9   | @ Denver        | 98-79    | W   | 22-11 | +2   | 9,719  | Mourning.....25            | L. Ellis.....19             |
| 34. 1/11  | @ Vancouver     | 96-80    | W   | 23-11 | +3   | 15,186 | Hardaway.....25            | Abdur-Rahim.....26          |
| 35. 1/13  | @ Portland      | 76-68    | W   | 24-11 | +4   | 19,759 | Mashburn.....18            | Wallace.....17              |
| 36. 1/15  | @ Seattle       | 103-85   | L   | 24-12 | -1   | 17,072 | Mourning.....17            | Payton.....20               |
| 37. 1/17  | @ L.A. Lakers   | 108-99   | L   | 24-13 | -2   | 17,505 | Lenard.....28              | O'Neal.....24               |
| 38. 1/18  | @ Phoenix       | 96-87    | L   | 24-14 | -3   | 19,023 | Mashburn.....25            | McDyess.....20              |
| 39. 1/21  | PHILADELPHIA    | 102-90   | W   | 25-14 | +1   | 15,200 | Lenard.....26              | Coleman.....22              |
| 40. 1/23  | ORLANDO         | 102-80   | W   | 26-14 | +2   | 15,200 | Hardaway.....27            | Strong.....24               |
| 41. 1/26  | CLEVELAND       | 94-93    | L   | 26-15 | -1   | 14,891 | Hardaway.....33            | Ilgaukas.....23             |
| 42. 1/28  | NEW YORK        | 86-82    | L   | 27-15 | +1   | 15,200 | Hardaway.....27            | Houston.....27              |
| 43. 1/30  | PHOENIX         | 74-71    | L   | 27-16 | -2   | 15,200 | Hardaway.....19            | Robinson.....23             |
| 44. 2/1   | @ New York      | 89-83    | L   | 27-17 | -2   | 19,763 | Mashburn/Mourning.....22   | Johnson.....35              |
| 45. 2/2   | ATLANTA         | 90-83    | W   | 28-17 | +1   | 14,723 | Mourning.....22            | Blaylock.....20             |
| 46. 2/4   | @ Philadelphia  | 98-84    | W   | 29-17 | +2   | 14,497 | Mourning.....19            | Coleman/Iverson.....18      |
| 47. 2/5   | @ Milwaukee     | 91-87    | W   | 30-17 | +3   | 15,788 | Mashburn.....25            | Allen/Robinson.....25       |
| 48. 2/10  | @ Cleveland     | 91-81    | W   | 31-17 | +4   | 16,101 | Mashburn.....21            | Henderson.....18            |
| 49. 2/11  | INDIANA         | 110-101  | W   | 31-18 | +1   | 14,886 | Hardaway.....32            | Miller.....30               |
| 50. 2/13  | DETROIT         | 100-86   | W   | 32-18 | +1   | 15,200 | Mourning.....39            | Hill.....22                 |
| 51. 2/15  | @ Toronto       | 116-95   | W   | 33-18 | +2   | 16,888 | Mourning.....31            | Wallace.....27              |
| 52. 2/17  | MINNESOTA       | 110-84   | W   | 34-18 | +3   | 15,200 | Lenard.....26              | Garnett.....14              |
| 53. 2/19  | @ L.A. Clippers | 89-80    | W   | 35-18 | +4   | 13,157 | Mourning.....28            | Taylor.....17               |
| 54. 2/20  | @ Sacramento    | 91-77    | W   | 36-18 | +5   | 17,317 | Mourning.....26            | Richmond.....22             |
| 55. 2/22  | @ Golden State  | 90-82    | W   | 37-18 | +6   | 14,862 | Hardaway.....24            | Marshall.....28             |
| 56. 2/24  | @ Utah          | 104-102  | W   | 38-18 | +7   | 19,911 | Lenard/Mourning.....20     | Malone.....26               |
| 57. 2/26  | DALLAS          | 91-72    | W   | 39-18 | +8   | 15,200 | Hardaway.....20            | Finley.....31               |
| 58. 2/28  | @ New Jersey    | 95-93    | W   | 40-18 | +9   | 20,049 | Mourning.....28            | Gill.....22                 |
| 59. 3/1   | NEW JERSEY      | 85-84    | W   | 41-18 | +10  | 15,200 | Lenard.....27              | Van Horn.....22             |
| 60. 3/3   | SEATTLE         | *97-91   | L   | 41-19 | -1   | 15,200 | Hardaway/Mourning.....20   | Hawkins/Schrempf.....18     |
| 61. 3/5   | @ Houston       | 117-83   | W   | 42-19 | +1   | 16,285 | Hardaway.....25            | Barkley.....18              |
| 62. 3/7   | @ Dallas        | 94-88    | W   | 43-19 | +2   | 16,907 | Hardaway.....27            | Finley.....24               |
| 63. 3/10  | @ Chicago       | 106-91   | L   | 43-20 | -1   | 24,102 | Mourning.....21            | Jordan.....37               |
| 64. 3/12  | CLEVELAND       | 97-74    | W   | 44-20 | +1   | 15,063 | Mourning/Strickland.....13 | Anderson.....16             |
| 65. 3/15  | @ Orlando       | 79-76    | W   | 45-20 | +2   | 17,248 | Hardaway.....22            | Anderson.....30             |
| 66. 3/16  | DETROIT         | 103-90   | L   | 45-21 | -1   | 14,783 | Mourning.....26            | Hill.....26                 |
| 67. 3/18  | VANCOUVER       | 93-91    | W   | 46-21 | +1   | 14,653 | Mourning.....26            | Abdur-Rahim.....21          |
| 68. 3/20  | GOLDEN STATE    | 93-87    | W   | 47-21 | +2   | 15,200 | Mourning.....25            | Caffey.....20               |
| 69. 3/22  | PORTLAND        | 112-80   | W   | 48-21 | +3   | 15,200 | Strickland.....23          | Rider.....23                |
| 70. 3/25  | @ Boston        | 105-91   | W   | 49-21 | +4   | 18,624 | Mourning.....26            | Walker.....29               |
| 71. 3/27  | MILWAUKEE       | 102-77   | W   | 50-21 | +5   | 15,200 | Mourning.....34            | William.....14              |
| 72. 3/29  | HOUSTON         | 109-77   | W   | 51-21 | +6   | 15,200 | Majerle.....22             | Ellie.....18                |
| 73. 3/31  | BOSTON          | 121-95   | W   | 52-21 | +7   | 15,200 | Lenard.....26              | Walker.....19               |
| 74. 4/2   | @ San Antonio   | 103-89   | L   | 52-22 | -1   | 14,833 | Hardaway.....21            | Duncan.....22               |
| 75. 4/4   | CHARLOTTE       | 101-88   | L   | 53-22 | -1   | 15,200 | Hardaway.....29            | Divac.....18                |
| 76. 4/7   | @ Minnesota     | 92-89    | L   | 53-23 | -1   | 17,978 | Mourning.....28            | Garnett.....27              |
| 77. 4/8   | @ New York      | 83-80    | L   | 53-24 | -1   | 19,763 | Mourning.....26            | Houston.....29              |
| 78. 4/10  | @ Toronto       | *111-105 | W   | 54-24 | +1   | 16,111 | Hardaway.....28            | Christie.....26             |
| 79. 4/12  | NEW YORK        | 82-81    | L   | 55-24 | -1   | 15,200 | Mourning.....22            | Houston.....21              |
| 80. 4/15  | ORLANDO         | 99-87    | L   | 55-25 | -1   | 15,200 | Hardaway.....22            | Anderson.....24             |
| 81. 4/17  | WASHINGTON      | 97-89    | L   | 55-26 | -2   | 15,200 | Mourning.....20            | Howard.....22               |
| 82. 4/19  | @ Atlanta       | 101-89   | L   | 55-27 | -3   | 20,980 | Lenard.....18              | Smith.....30                |

(\*Overtime)

# FINAL 1997-1998 STATISTICS (55-27)

## Atlantic Division Champions

| PLAYER        | G  | GS | MIN   | -FIELD GOALS- |      |      | -3-POINT FG- |      |       | -FREE THROWS- |      |       | -REBOUNDS- |      |      | AST  | PF   | DQ | STL | TO   | BLK | PTS  | AVG  |
|---------------|----|----|-------|---------------|------|------|--------------|------|-------|---------------|------|-------|------------|------|------|------|------|----|-----|------|-----|------|------|
|               |    |    |       | FG            | FGA  | PCT  | FG           | FGA  | PCT   | FT            | FTA  | PCT   | OFF        | DEF  | TOT  |      |      |    |     |      |     |      |      |
| MOURNING      | 58 | 56 | 1939  | 403           | 732  | .551 | 0            | 0    | 0.000 | 309           | 465  | .665  | 193        | 365  | 558  | 52   | 208  | 4  | 40  | 179  | 130 | 1115 | 19.2 |
| HARDAWAY      | 81 | 81 | 3031  | 558           | 1296 | .431 | 155          | 442  | .351  | 257           | 329  | .781  | 48         | 251  | 299  | 672  | 200  | 2  | 136 | 224  | 16  | 1528 | 18.9 |
| MASHBURN      | 48 | 48 | 1729  | 251           | 577  | .435 | 37           | 122  | .303  | 184           | 231  | .797  | 72         | 164  | 236  | 132  | 137  | 1  | 43  | 108  | 14  | 723  | 15.1 |
| AUSTIN        | 52 | 25 | 1371  | 252           | 532  | .474 | 0            | 3    | 0.000 | 155           | 228  | .680  | 119        | 211  | 330  | 87   | 162  | 5  | 43  | 117  | 34  | 659  | 12.7 |
| LENARD        | 81 | 81 | 2621  | 363           | 854  | .425 | 153          | 378  | .405  | 141           | 179  | .788  | 72         | 220  | 292  | 180  | 219  | 0  | 58  | 99   | 16  | 1020 | 12.6 |
| BARRY (TOT)   | 58 | 36 | 1600  | 213           | 506  | .421 | 90           | 229  | .393  | 115           | 134  | .858  | 29         | 142  | 171  | 153  | 118  | 0  | 64  | 104  | 27  | 631  | 10.9 |
| BARRY (MIA)   | 17 | 0  | 259   | 23            | 62   | .371 | 12           | 34   | .353  | 12            | 12   | 1.000 | 2          | 26   | 28   | 21   | 30   | 0  | 14  | 9    | 4   | 70   | 4.1  |
| BROWN         | 74 | 74 | 2362  | 278           | 590  | .471 | 0            | 0    | 0.000 | 151           | 197  | .766  | 235        | 400  | 635  | 103  | 264  | 9  | 66  | 97   | 98  | 707  | 9.6  |
| MAJERLE       | 72 | 22 | 1928  | 184           | 439  | .419 | 111          | 295  | .376  | 40            | 51   | .784  | 48         | 220  | 268  | 157  | 139  | 2  | 68  | 65   | 15  | 519  | 7.2  |
| STRICKLAND    | 51 | 8  | 847   | 145           | 269  | .539 | 0            | 1    | 0.000 | 59            | 82   | .720  | 80         | 133  | 213  | 26   | 87   | 0  | 18  | 47   | 34  | 349  | 6.8  |
| MURDOCK       | 82 | 1  | 1395  | 177           | 419  | .422 | 28           | 91   | .308  | 125           | 156  | .801  | 39         | 117  | 156  | 219  | 173  | 1  | 103 | 104  | 13  | 507  | 6.2  |
| DAY           | 5  | 0  | 69    | 11            | 31   | .355 | 2            | 12   | .167  | 6             | 9    | .667  | 4          | 2    | 6    | 7    | 10   | 0  | 7   | 3    | 0   | 30   | 6.0  |
| CONLON        | 18 | 0  | 209   | 28            | 62   | .452 | 0            | 0    | 0.000 | 32            | 44   | .727  | 16         | 30   | 46   | 12   | 27   | 0  | 9   | 11   | 5   | 88   | 4.9  |
| MILLS         | 50 | 0  | 782   | 81            | 206  | .393 | 25           | 81   | .309  | 25            | 33   | .758  | 34         | 118  | 152  | 39   | 129  | 1  | 19  | 45   | 9   | 212  | 4.2  |
| ASKINS        | 46 | 12 | 681   | 39            | 122  | .320 | 21           | 74   | .284  | 12            | 19   | .632  | 28         | 73   | 101  | 29   | 107  | 3  | 27  | 26   | 12  | 111  | 2.4  |
| CAUSWELL      | 37 | 2  | 363   | 37            | 89   | .416 | 0            | 0    | 0.000 | 15            | 26   | .577  | 29         | 70   | 99   | 5    | 73   | 0  | 7   | 18   | 27  | 89   | 2.4  |
| WALTERS (TOT) | 38 | 0  | 235   | 24            | 53   | .453 | 6            | 22   | .273  | 26            | 28   | .929  | 5          | 19   | 24   | 35   | 28   | 0  | 8   | 27   | 1   | 80   | 2.1  |
| WALTERS (MIA) | 19 | 0  | 108   | 13            | 24   | .542 | 3            | 8    | .375  | 9             | 11   | .818  | 2          | 13   | 15   | 14   | 11   | 0  | 3   | 10   | 1   | 38   | 2.0  |
| LANG          | 6  | 0  | 29    | 3             | 5    | .600 | 0            | 0    | 0.000 | 6             | 8    | .750  | 2          | 3    | 5    | 1    | 3    | 0  | 2   | 4    | 0   | 12   | 2.0  |
| SMITH         | 11 | 0  | 32    | 4             | 18   | .222 | 1            | 3    | .333  | 1             | 2    | .500  | 5          | 3    | 8    | 2    | 3    | 0  | 2   | 6    | 1   | 10   | 0.9  |
| HEAT          | 82 | —  | 19755 | 2850          | 6327 | .450 | 548          | 1544 | .355  | 1539          | 2082 | .739  | 1028       | 2419 | 3447 | 1758 | 1982 | 28 | 665 | 1226 | 429 | 7787 | 95.0 |
| OPPONENTS     | 82 | —  | 19755 | 2723          | 6355 | .428 | 305          | 921  | .331  | 1632          | 2195 | .744  | 1058       | 2232 | 3290 | 1630 | 1851 | 18 | 637 | 1214 | 370 | 7383 | 90.0 |

### TECHNICAL FOULS:

**Miami**-81 (Mourning-11; Hardaway-9; Austin-5; Brown-5; Majerle-4; Lenard-3; Riley-3; Murdock-2; Strickland-2; Askins-1; Conlon-1; Walters-1; Illegal Defense-34)

**Opponents**-58 (Includes 9 for illegal defense)

### EJECTIONS:

**Miami**-3 (Askins-1; Austin-1; Hardaway-1)

**Opponents**-2

| PLAYER        | — SINGLE-GAME HIGHS — |     |     |    |    |     |     | — AVERAGE PER GAME — |      |      |      |      |      |      | — CAREER HIGHS (C=SET, T=TIED THIS SEASON) — |     |     |     |     |     |     |
|---------------|-----------------------|-----|-----|----|----|-----|-----|----------------------|------|------|------|------|------|------|--|-----|-----|-----|-----|-----|-----|
|               | MIN                   | REB | AST | ST | TO | BLK | PTS | MIN                  | REB  | AST  | STL  | TO   | BLK  | PTS  | FG   | FGA | FT  | FTA | REB | AST | PTS |
| MOURNING      | 48                    | 18  | 4   | 4  | 7  | 7   | 39  | 33.4                 | 9.6  | 0.9  | 0.69 | 3.1  | 2.24 | 19.2 | 19   | 34  | 16  | 20  | 22  | 7   | 50  |
| HARDAWAY      | 51                    | 11  | 15  | 8  | 5  | 2   | 33  | 37.4                 | 3.7  | 8.3  | 1.68 | 2.8  | 0.20 | 18.9 | 17   | 33  | 15  | 19  | 11T | 22  | 45  |
| MASHBURN      | 48                    | 11  | 7   | 4  | 6  | 3   | 32  | 36.0                 | 4.9  | 2.8  | 0.90 | 2.3  | 0.29 | 15.1 | 12C  | 29C | 9T  | 13  | 22C | 6T  | 33C |
| AUSTIN        | 43                    | 22  | 6   | 5  | 8  | 4   | 33  | 26.4                 | 6.3  | 1.7  | 0.83 | 2.3  | 0.65 | 12.7 | 19   | 37  | 15C | 18  | 13  | 9   | 50  |
| LENARD        | 46                    | 10  | 7   | 3  | 4  | 2   | 28  | 32.4                 | 3.6  | 2.2  | 0.72 | 1.2  | 0.20 | 12.6 | 13   | 21C | 9C  | 9C  | 10C | 8   | 38  |
| BARRY (TOT)   | 45                    | 9   | 9   | 6  | 6  | 2   | 26  | 27.6                 | 2.9  | 2.6  | 1.10 | 1.8  | 0.47 | 10.9 | 10C  | 20C | 9   | 11  | 9C  | 11  | 30  |
| BARRY (MIA)   | 25                    | 4   | 3   | 3  | 3  | 2   | 10  | 15.2                 | 1.6  | 1.2  | 0.82 | 0.5  | 0.24 | 4.1  |  |     |     |     |     |     |     |
| BROWN         | 45                    | 20  | 5   | 4  | 6  | 5   | 21  | 31.9                 | 8.6  | 1.4  | 0.89 | 1.3  | 1.32 | 9.6  | 13   | 18T | 8T  | 10  | 20C | 8   | 30  |
| MAJERLE       | 43                    | 10  | 7   | 5  | 4  | 2   | 22  | 26.8                 | 3.7  | 2.2  | 0.94 | 0.9  | 0.21 | 7.2  | 15   | 27  | 14  | 15  | 15  | 13  | 37  |
| STRICKLAND    | 40                    | 13  | 4   | 2  | 4  | 4   | 23  | 16.6                 | 4.2  | 0.5  | 0.35 | 0.9  | 0.67 | 6.8  | 11C  | 18C | 6C  | 8C  | 13C | 4C  | 23C |
| MURDOCK       | 35                    | 7   | 11  | 6  | 5  | 2   | 17  | 17.0                 | 1.9  | 2.7  | 1.26 | 1.3  | 0.16 | 6.2  | 12   | 23  | 12  | 14  | 15  | 17  | 32  |
| DAY           | 21                    | 2   | 3   | 3  | 2  | 0   | 13  | 13.8                 | 1.2  | 1.4  | 1.40 | 0.6  | 0.00 | 6.0  | 13   | 29  | 14  | 18  | 11  | 6   | 41  |
| CONLON        | 27                    | 7   | 2   | 3  | 2  | 2   | 11  | 11.6                 | 2.6  | 0.7  | 0.50 | 0.6  | 0.28 | 4.9  | 10   | 16  | 8   | 13  | 14  | 8   | 22  |
| MILLS         | 28                    | 10  | 3   | 2  | 3  | 1   | 20  | 15.6                 | 3.0  | 0.8  | 0.38 | 0.9  | 0.18 | 4.2  | 16   | 28  | 11  | 13  | 19  | 9   | 41  |
| ASKINS        | 33                    | 6   | 2   | 3  | 3  | 2   | 10  | 14.8                 | 2.2  | 0.6  | 0.59 | 0.6  | 0.26 | 2.4  | 8  | 15  | 6   | 6   | 16  | 7   | 21  |
| CAUSWELL      | 34                    | 14  | 1   | 2  | 3  | 4   | 15  | 9.8                  | 2.7  | 0.1  | 0.19 | 0.5  | 0.73 | 2.4  | 10   | 17  | 8   | 12  | 16  | 5   | 22  |
| WALTERS (TOT) | 18                    | 3   | 5   | 2  | 3  | 1   | 11  | 6.2                  | 0.6  | 0.9  | 0.21 | 0.7  | 0.03 | 2.1  | 11   | 17  | 8C  | 8T  | 9   | 12  | 27  |
| WALTERS (MIA) | 18                    | 3   | 4   | 1  | 3  | 1   | 9   | 5.7                  | 0.8  | 0.7  | 0.16 | 0.5  | 0.05 | 2.0  |  |     |     |     |     |     |     |
| LANG          | 11                    | 2   | 1   | 1  | 1  | 0   | 6   | 4.8                  | 0.8  | 0.2  | 0.33 | 0.7  | 0.00 | 2.0  | 7  | 10  | 4   | 5   | 8   | 4   | 14  |
| SMITH         | 7                     | 2   | 1   | 1  | 1  | 3   | 3   | 2.9                  | 0.7  | 0.2  | 0.18 | 0.5  | 0.09 | 0.9  | 6  | 12  | 3   | 5   | 4   | 3   | 16  |
| HEAT          | 265                   | 59  | 35  | 16 | 27 | 13  | 122 | 240.9                | 42.0 | 21.4 | 8.11 | 15.0 | 5.23 | 95.0 | 56   | 113 | 47  | 61  | 69  | 39  | 141 |
| OPPONENTS     | 265                   | 53  | 34  | 16 | 25 | 13  | 119 | 240.9                | 40.1 | 19.9 | 7.77 | 14.8 | 4.51 | 90.0 | 59   | 115 | 42  | 57  | 64  | 42  | 148 |

# 1996-1997 SEASON

**RECORD:** 61-21 (Atlantic Division Champions)  
**HOME:** 29-12      **ROAD:** 32-9      **OVERTIME:** 3-1



**Front Row (L-R):** John Crotty, Gary Grant, Strength and Conditioning Coach Bill Foran, Assistant Coach Tony Fiorentino, Assistant Coach Scotty Robertson, President & Head Coach Pat Riley, Assistant Coach Stan Van Gundy, Assistant Coach Bob McAdoo, Trainer Ron Culp, Voshon Lenard, Tim Hardaway.

**Back Row (L-R):** Assistant Trainer/Assistant Strength and Conditioning Coach/Equipment Manager Jay Sabol, Bruce Bowen, Dan Majerle, Keith Askins, Isaac Austin, P.J. Brown, Matt Fish, Alonzo Mourning, Ed Pinckney, Mark Strickland, Jamal Mashburn, Willie Anderson, Video Coordinator Erik Spoelstra.

**Not Pictured:** Assistant Coach Jeff Bzdelik.

**President and Head Coach:** Pat Riley

**Assistant Coaches:** Scotty Robertson, Bob McAdoo, Stan Van Gundy, Jeff Bzdelik, Tony Fiorentino

**Team Captains:** Alonzo Mourning, Keith Askins

## CONFERENCE RECORDS

|          | Overall | Home | Road | Overtime |
|----------|---------|------|------|----------|
| Eastern: | 40-14   | 19-8 | 21-6 | 1-0      |
| Western: | 21-7    | 10-4 | 11-3 | 2-1      |

## DIVISION RECORDS

|           | Overall | Home | Road | Overtime |
|-----------|---------|------|------|----------|
| Atlantic: | 16-8    | 6-6  | 10-2 | 1-0      |
| Central:  | 24-6    | 13-2 | 11-4 | 0-0      |
| Midwest:  | 11-3    | 5-2  | 6-1  | 0-1      |
| Pacific:  | 10-4    | 5-2  | 5-2  | 2-0      |

## RECORDS BY MONTH

|           | Overall | Home | Road | Overtime |
|-----------|---------|------|------|----------|
| November: | 12-4    | 4-2  | 8-2  | 1-0      |
| December: | 11-3    | 3-3  | 8-0  | 0-1      |
| January:  | 9-5     | 5-1  | 4-4  | 0-0      |
| February: | 10-3    | 6-2  | 4-1  | 0-0      |
| March:    | 11-3    | 7-1  | 4-2  | 2-0      |
| April:    | 8-3     | 4-3  | 4-0  | 0-0      |

**Playoff Results:** Defeated Orlando in the First Round (3-2); Defeated New York in the Eastern Conference Semifinals (4-3); Lost to Chicago in the Eastern Conference Finals (4-1)

**NBA Honors:** Alonzo Mourning, All-Star Game, NBA Player of the Week (Feb. 17, 1997); Tim Hardaway All-Star Game, NBA Player of the Week (Dec. 30, 1996) and All-NBA First Team; Pat Riley, NBA Coach of the Year and Coach of the Month (December); P.J. Brown, NBA All-Defensive Second Team and J. Walter Kennedy Citizenship Award (NBA Citizenship Award); Isaac Austin, NBA Most Improved Player

**Home Attendance:** 615,160 (15,004 average/15,200 capacity); 21 sellouts

# 1996-1997 GAME BY GAME

| DATE      | OPPONENTS       | SCORE     | W/L | REC   | STRK | ATTEND | HEAT HIGH SCORER         | OPP. HIGH SCORER         |
|-----------|-----------------|-----------|-----|-------|------|--------|--------------------------|--------------------------|
| 1. 11/1   | ATLANTA         | 94-81     | W   | 1-0   | +1   | 15,113 | Mourning.....26          | Latner.....31            |
| 2. 11/2   | @ Indiana       | 97-95     | W   | 2-0   | +2   | 15,948 | Mourning.....27          | Miller.....34            |
| 3. 11/6   | CHICAGO         | 106-100   | L   | 2-1   | -1   | 15,200 | Mourning.....33          | Jordan.....50            |
| 4. 11/8   | MILWAUKEE       | 101-89    | W   | 3-1   | +1   | 15,200 | Mourning.....23          | Baker.....27             |
| 5. 11/9   | @ Dallas        | 91-84     | W   | 4-1   | +2   | 15,021 | Hardaway/Majerle.....19  | Mashburn.....19          |
| 6. 11/12  | CHARLOTTE       | 105-97    | W   | 5-1   | +3   | 14,393 | Hardaway.....22          | Rice.....26              |
| 7. 11/13  | @ Chicago       | 103-71    | L   | 5-2   | -1   | 23,889 | Mourning.....20          | Jordan.....28            |
| 8. 11/15  | @ Atlanta       | 85-77     | L   | 5-3   | -2   | 16,378 | Hardaway.....23          | Corbin.....22            |
| 9. 11/16  | PHILADELPHIA    | 91-69     | L   | 5-4   | -3   | 15,200 | Hardaway.....23          | Stackhouse.....33        |
| 10. 11/19 | @ Denver        | 104-86    | W   | 6-4   | +1   | 12,119 | Mourning.....23          | McDyess.....27           |
| 11. 11/20 | @ Vancouver     | 94-75     | W   | 7-4   | +2   | 15,054 | Hardaway.....19          | Reeves.....16            |
| 12. 11/22 | @ Sacramento    | **111-108 | W   | 8-4   | +3   | 17,317 | Hardaway.....22          | Richmond.....32          |
| 13. 11/24 | @ Phoenix       | 87-84     | W   | 9-4   | +4   | 19,023 | Mourning.....20          | Johnson.....15           |
| 14. 11/26 | @ Golden State  | 107-88    | W   | 10-4  | +5   | 15,026 | Majerle.....23           | Smith.....24             |
| 15. 11/27 | @ L.A. Clippers | 98-82     | W   | 11-4  | +6   | 7,006  | Majerle.....26           | Martin.....18            |
| 16. 11/30 | BOSTON          | 78-77     | W   | 12-4  | +7   | 15,112 | Hardaway.....19          | Radja/Williams.....14    |
| 17. 12/3  | @ New York      | 99-75     | W   | 13-4  | +8   | 19,763 | Majerle.....22           | Houston.....14           |
| 18. 12/4  | DALLAS          | 101-79    | W   | 14-4  | +9   | 14,658 | Hardaway.....33          | Gatling.....16           |
| 19. 12/6  | NEW YORK        | 103-85    | L   | 14-5  | -1   | 15,200 | Hardaway.....28          | Ewing.....26             |
| 20. 12/7  | @ Chicago       | 83-80     | W   | 15-5  | +1   | 23,861 | Mourning.....20          | Jordan.....37            |
| 21. 12/10 | @ Cleveland     | 76-74     | W   | 16-5  | +2   | 14,361 | Hardaway.....25          | Mills.....17             |
| 22. 12/11 | @ Philadelphia  | 84-79     | W   | 17-5  | +3   | 13,201 | Hardaway.....21          | Coleman.....24           |
| 23. 12/14 | TORONTO         | 89-88     | W   | 18-5  | +4   | 14,712 | Mourning.....26          | Williams.....18          |
| 24. 12/17 | INDIANA         | **94-87   | L   | 18-6  | -1   | 14,498 | Mourning.....25          | A. Davis.....21          |
| 25. 12/19 | UTAH            | **94-87   | L   | 18-7  | -2   | 14,919 | Hardaway.....24          | Williams.....35          |
| 26. 12/21 | @ Houston       | 86-66     | W   | 19-7  | +1   | 16,285 | Lenard.....22            | Olajuwon.....20          |
| 27. 12/23 | @ San Antonio   | 90-79     | W   | 20-7  | +2   | 24,702 | Mourning.....32          | Elliott/Robinson.....18  |
| 28. 12/26 | ORLANDO         | 96-76     | W   | 21-7  | +3   | 15,200 | Hardaway.....25          | Scott.....18             |
| 29. 12/27 | @ Charlotte     | 101-86    | W   | 22-7  | +4   | 24,042 | Hardaway.....26          | Curry.....23             |
| 30. 12/29 | @ Milwaukee     | 91-84     | W   | 23-7  | +5   | 16,235 | Hardaway.....36          | Baker.....26             |
| 31. 1/2   | NEW JERSEY      | 101-91    | W   | 24-7  | +6   | 15,200 | Mourning.....28          | Bradley.....21           |
| 32. 1/4   | @ Utah          | 83-80     | L   | 24-8  | -1   | 19,911 | Lenard/Mourning.....18   | Malone.....28            |
| 33. 1/7   | @ Seattle       | 94-85     | L   | 24-9  | -2   | 17,072 | Hardaway.....28          | Payton.....30            |
| 34. 1/8   | @ Portland      | 85-81     | W   | 25-9  | +1   | 20,047 | Hardaway.....28          | Rider/Sabonis.....17     |
| 35. 1/10  | @ L.A. Lakers   | 94-85     | L   | 25-10 | -1   | 17,505 | Mourning.....31          | O'Neal.....34            |
| 36. 1/13  | WASHINGTON      | 98-85     | W   | 26-10 | +1   | 14,921 | Mourning.....32          | Howard.....23            |
| 37. 1/16  | @ Boston        | 102-84    | W   | 27-10 | +2   | 15,039 | Hardaway.....22          | Wesley.....21            |
| 38. 1/17  | @ Washington    | 103-92    | W   | 28-10 | +3   | 12,756 | Mourning.....32          | Howard.....33            |
| 39. 1/19  | ORLANDO         | 99-87     | L   | 28-11 | -1   | 15,200 | Lenard.....21            | Hardaway.....19          |
| 40. 1/21  | ATLANTA         | 94-91     | W   | 29-11 | +1   | 14,853 | Hardaway.....24          | Smith.....22             |
| 41. 1/23  | @ Toronto       | 99-87     | W   | 30-11 | +2   | 15,817 | Hardaway.....26          | Williams.....23          |
| 42. 1/26  | @ New York      | 95-89     | L   | 30-12 | -1   | 19,763 | Mourning.....22          | Ewing.....24             |
| 43. 1/27  | PHOENIX         | 125-97    | W   | 31-12 | +1   | 14,809 | Hardaway.....21          | Meyer.....18             |
| 44. 1/29  | BOSTON          | 103-83    | W   | 32-12 | +2   | 14,509 | Mourning.....24          | Wesley.....23            |
| 45. 2/1   | @ Cleveland     | 71-66     | W   | 33-12 | +3   | 19,974 | Mourning.....15          | Brandon.....15           |
| 46. 2/2   | CLEVELAND       | 80-76     | W   | 34-12 | +4   | 14,556 | Hardaway.....20          | Brandon.....16           |
| 47. 2/5   | @ Boston        | 118-117   | W   | 35-12 | +5   | 14,825 | Lenard.....28            | Fox.....33               |
| 48. 2/6   | MILWAUKEE       | 102-80    | W   | 36-12 | +6   | 15,518 | Lenard.....38            | Newman.....26            |
| 49. 2/11  | DETROIT         | 106-90    | W   | 37-12 | +7   | 15,200 | Hardaway.....21          | Hill.....27              |
| 50. 2/13  | INDIANA         | 104-90    | W   | 38-12 | +8   | 15,098 | Mourning.....29          | A. Davis/Miller.....14   |
| 51. 2/15  | PHILADELPHIA    | 125-99    | W   | 39-12 | +9   | 15,200 | Lenard/Mourning.....24   | Stackhouse.....26        |
| 52. 2/18  | @ Philadelphia  | 111-83    | W   | 40-12 | +10  | 15,989 | Hardaway.....29          | Stackhouse.....18        |
| 53. 2/20  | @ New Jersey    | 92-87     | W   | 41-12 | +11  | 18,962 | Hardaway.....35          | Cassell/Gill.....17      |
| 54. 2/21  | PORTLAND        | 114-110   | L   | 41-13 | -1   | 15,200 | Lenard.....29            | Wallace.....25           |
| 55. 2/23  | DENVER          | 95-86     | W   | 42-13 | +1   | 14,874 | Austin.....15            | L. Ellis.....29          |
| 56. 2/26  | @ Orlando       | 98-86     | L   | 42-14 | -1   | 17,248 | Mashburn.....21          | Seikaly/Scott.....26     |
| 57. 2/28  | SEATTLE         | 96-95     | L   | 42-15 | -2   | 15,200 | Hardaway.....29          | Payton.....27            |
| 58. 3/2   | SAN ANTONIO     | 79-72     | W   | 43-15 | +1   | 15,200 | Brown.....16             | Williams.....28          |
| 59. 3/4   | @ Detroit       | 108-99    | W   | 44-15 | +2   | 21,454 | Hardaway.....28          | Hunter.....26            |
| 60. 3/6   | WASHINGTON      | 99-95     | L   | 44-16 | -1   | 14,879 | Austin/Mashburn.....19   | Murray.....22            |
| 61. 3/7   | @ Washington    | *108-105  | W   | 45-16 | +1   | 18,756 | Hardaway.....45          | Howard/Strickland.....28 |
| 62. 3/9   | @ Charlotte     | 82-76     | W   | 45-17 | +1   | 24,042 | Hardaway.....31          | Rice.....21              |
| 63. 3/11  | @ Milwaukee     | 108-93    | W   | 46-17 | +1   | 14,989 | Hardaway.....29          | Baker.....27             |
| 64. 3/14  | VANCOUVER       | 88-82     | W   | 47-17 | +2   | 14,728 | Hardaway.....19          | Reeves.....27            |
| 65. 3/16  | HOUSTON         | 101-80    | W   | 48-17 | +3   | 15,200 | Hardaway.....31          | Olajuwon.....20          |
| 66. 3/19  | GOLDEN STATE    | **93-91   | W   | 48-17 | +4   | 15,200 | Mashburn.....29          | Spawell.....27           |
| 67. 3/21  | L.A. LAKERS     | 98-97     | W   | 50-17 | +5   | 15,200 | Lenard.....25            | Campbell.....24          |
| 68. 3/23  | @ Minnesota     | 113-108   | W   | 51-17 | +6   | 19,006 | Lenard/Hardaway.....22   | Marbury.....27           |
| 69. 3/26  | SACRAMENTO      | 101-98    | W   | 52-17 | +7   | 14,973 | Hardaway/Mourning.....26 | Richmond.....32          |
| 70. 3/28  | CLEVELAND       | 83-79     | W   | 53-17 | +8   | 15,200 | Mourning.....23          | Mills.....21             |
| 71. 3/30  | @ Toronto       | 102-97    | L   | 53-18 | -1   | 17,959 | Mourning.....27          | Stoudamire.....35        |
| 72. 4/1   | L.A. CLIPPERS   | 97-87     | W   | 54-18 | +1   | 14,981 | Hardaway/Lenard.....26   | Vaught.....24            |
| 73. 4/3   | @ Indiana       | 98-84     | W   | 55-18 | +2   | 14,912 | Mashburn.....23          | Smits.....16             |
| 74. 4/5   | TORONTO         | 94-88     | W   | 56-18 | +3   | 15,200 | Hardaway.....20          | Stoudamire.....25        |
| 75. 4/7   | @ Detroit       | 94-88     | W   | 57-18 | +4   | 21,454 | Brown/Mourning.....21    | Thrope.....23            |
| 76. 4/8   | @ New Jersey    | 94-92     | W   | 58-18 | +5   | 16,191 | Mourning.....35          | Kittles.....23           |
| 77. 4/10  | DETROIT         | 93-83     | W   | 59-18 | +6   | 15,200 | Hardaway.....30          | Mills.....24             |
| 78. 4/12  | NEW YORK        | 100-99    | L   | 59-19 | -1   | 15,200 | Hardaway.....28          | Ewing.....25             |
| 79. 4/14  | MINNESOTA       | 95-87     | L   | 59-20 | -2   | 14,856 | Mourning.....20          | Marbury.....17           |
| 80. 4/16  | CHICAGO         | 102-92    | L   | 60-20 | +1   | 15,200 | Mashburn.....23          | Pippen.....28            |
| 81. 4/18  | NEW JERSEY      | 86-74     | L   | 60-21 | -1   | 15,200 | Lenard.....16            | Gill.....24              |
| 82. 4/19  | @ Orlando       | 102-88    | W   | 61-21 | +1   | 17,248 | Majerle.....18           | Strong.....27            |

(\* Overtime \*\* Double Overtime)

HISTORY

# FINAL 1996-1997 STATISTICS (61-21)

## Atlantic Division Champions

| PLAYER           | G         | GS       | MIN          | -FIELD GOALS- |             |             | -3-POINT FG- |             |             | -FREE THROWS- |             |             | -REBOUNDS- |             |             | AST         | PF          | DQ        | STL        | TO          | BLK        | PTS         | AVG         |
|------------------|-----------|----------|--------------|---------------|-------------|-------------|--------------|-------------|-------------|---------------|-------------|-------------|------------|-------------|-------------|-------------|-------------|-----------|------------|-------------|------------|-------------|-------------|
|                  |           |          |              | FG            | FGA         | PCT         | FG           | FGA         | PCT         | FT            | FTA         | PCT         | OFF        | DEF         | TOT         |             |             |           |            |             |            |             |             |
| HARDAWAY         | 81        | 81       | 3136         | 575           | 1384        | .415        | 203          | 590         | .344        | 291           | 364         | .799        | 49         | 228         | 277         | 695         | 165         | 2         | 151        | 230         | 9          | 1644        | 20.3        |
| MOURNING         | 66        | 65       | 2320         | 473           | 885         | .534        | 1            | 9           | .111        | 363           | 565         | .642        | 189        | 467         | 656         | 104         | 272         | 9         | 56         | 226         | 189        | 1310        | 19.8        |
| LENARD           | 73        | 47       | 2111         | 314           | 684         | .459        | 183          | 442         | .414        | 86            | 105         | .819        | 38         | 179         | 217         | 161         | 168         | 1         | 50         | 109         | 18         | 897         | 12.3        |
| MASHBURN (TOT)   | 69        | 51       | 2164         | 286           | 743         | .385        | 90           | 277         | .325        | 160           | 228         | .702        | 69         | 225         | 294         | 204         | 186         | 4         | 78         | 114         | 12         | 822         | 11.9        |
| MASHBURN (MIA)   | 32        | 30       | 1189         | 146           | 367         | .398        | 48           | 146         | .329        | 88            | 117         | .752        | 41         | 138         | 179         | 111         | 117         | 4         | 43         | 57          | 7          | 428         | 13.4        |
| DANILOVIC        | 43        | 33       | 1351         | 175           | 396         | .442        | 63           | 176         | .358        | 73            | 94          | .777        | 21         | 81          | 102         | 77          | 123         | 2         | 39         | 94          | 8          | 486         | 11.3        |
| MAJERLE          | 36        | 26       | 1264         | 141           | 347         | .406        | 68           | 201         | .338        | 40            | 59          | .678        | 45         | 117         | 162         | 116         | 75          | 0         | 54         | 50          | 14         | 390         | 10.8        |
| AUSTIN           | 82        | 17       | 1881         | 321           | 639         | .502        | 0            | 3           | .000        | 150           | 226         | .664        | 136        | 342         | 478         | 101         | 244         | 4         | 45         | 161         | 43         | 792         | 9.7         |
| BROWN            | 80        | 71       | 2592         | 300           | 656         | .457        | 0            | 2           | .000        | 161           | 220         | .732        | 239        | 431         | 670         | 92          | 283         | 7         | 85         | 113         | 98         | 761         | 9.5         |
| THOMAS           | 18        | 9        | 374          | 39            | 105         | .371        | 0            | 1           | .000        | 35            | 46          | .761        | 31         | 76          | 107         | 9           | 67          | 3         | 12         | 25          | 9          | 113         | 6.3         |
| ASKINS           | 78        | 30       | 1773         | 138           | 319         | .433        | 69           | 172         | .401        | 39            | 58          | .672        | 86         | 185         | 271         | 75          | 196         | 4         | 53         | 59          | 19         | 384         | 4.9         |
| CROTTY           | 48        | 0        | 659          | 79            | 154         | .513        | 20           | 49          | .408        | 54            | 64          | .844        | 15         | 32          | 47          | 102         | 79          | 0         | 18         | 42          | 0          | 232         | 4.8         |
| GRANT            | 28        | 0        | 365          | 39            | 110         | .355        | 14           | 46          | .304        | 18            | 22          | .818        | 8          | 30          | 38          | 45          | 39          | 0         | 16         | 27          | 0          | 110         | 3.9         |
| ANDERSON         | 28        | 1        | 303          | 29            | 64          | .453        | 8            | 19          | .421        | 17            | 20          | .850        | 15         | 27          | 42          | 34          | 36          | 0         | 14         | 19          | 4          | 83          | 3.0         |
| PINCKNEY         | 27        | 0        | 273          | 23            | 43          | .535        | 0            | 0           | .000        | 20            | 25          | .800        | 25         | 40          | 65          | 6           | 30          | 0         | 8          | 19          | 9          | 66          | 2.4         |
| STRICKLAND       | 31        | 0        | 153          | 25            | 60          | .417        | 0            | 1           | .000        | 12            | 21          | .571        | 16         | 21          | 37          | 1           | 17          | 0         | 4          | 15          | 10         | 62          | 2.0         |
| MUJRSEPP         | 10        | 0        | 27           | 5             | 14          | .357        | 1            | 4           | .250        | 6             | 14          | .429        | 2          | 3           | 5           | 3           | 3           | 0         | 0          | 3           | 1          | 17          | 1.7         |
| FISH (TOT)       | 6         | 0        | 8            | 1             | 3           | .333        | 0            | 0           | .000        | 0             | 0           | .000        | 1          | 4           | 5           | 0           | 2           | 0         | 0          | 2           | 0          | 2           | 0.3         |
| FISH (MIA)       | 1         | 0        | 1            | 0             | 0           | .000        | 0            | 0           | .000        | 0             | 0           | .000        | 0          | 0           | 0           | 0           | 0           | 0         | 0          | 0           | 0          | 0           | 0.0         |
| SCOTT            | 8         | 0        | 32           | 0             | 8           | .000        | 0            | 4           | .000        | 1             | 2           | .500        | 1          | 5           | 6           | 3           | 5           | 0         | 2          | 2           | 0          | 1           | 0.1         |
| BOWEN            | 1         | 0        | 1            | 0             | 0           | .000        | 0            | 0           | .000        | 0             | 0           | .000        | 0          | 0           | 0           | 0           | 0           | 0         | 0          | 0           | 1          | 0           | 0.0         |
| <b>HEAT</b>      | <b>82</b> | <b>—</b> | <b>19805</b> | <b>2822</b>   | <b>6235</b> | <b>.453</b> | <b>678</b>   | <b>1865</b> | <b>.364</b> | <b>1454</b>   | <b>2022</b> | <b>.719</b> | <b>957</b> | <b>2402</b> | <b>3359</b> | <b>1735</b> | <b>1919</b> | <b>36</b> | <b>650</b> | <b>1306</b> | <b>439</b> | <b>7776</b> | <b>94.8</b> |
| <b>OPPONENTS</b> | <b>82</b> | <b>—</b> | <b>19805</b> | <b>2687</b>   | <b>6226</b> | <b>.432</b> | <b>411</b>   | <b>1134</b> | <b>.362</b> | <b>1541</b>   | <b>2108</b> | <b>.731</b> | <b>999</b> | <b>2321</b> | <b>3320</b> | <b>1512</b> | <b>1831</b> | <b>15</b> | <b>646</b> | <b>1324</b> | <b>392</b> | <b>7326</b> | <b>89.3</b> |

### TECHNICAL FOULS:

Miami-73 (Austin-5; Mourning-5; DaniloVIC-4; Riley-4; Thomas-3; Brown-2; Hardaway-2; Anderson-1; Askins-1; Lenard-1; Illegal Defense-45)

Opponents-75 (Includes 20 for illegal defense)

### EJECTIONS:

Miami-4 (Mourning-2; Brown-1; Thomas-1)

Opponents-6

| PLAYER           | — SINGLE-GAME HIGHS — |           |           |           |           |           |            |              | — AVERAGE PER GAME — |             |             |             |             |             |  |  |
|------------------|-----------------------|-----------|-----------|-----------|-----------|-----------|------------|--------------|----------------------|-------------|-------------|-------------|-------------|-------------|--|--|
|                  | MIN                   | REB       | AST       | ST        | TO        | BLK       | PTS        | MIN          | REB                  | AST         | STL         | TO          | BLK         | PTS         |  |  |
| HARDAWAY         | 51                    | 9         | 16        | 6         | 7         | 1         | 45         | 38.7         | 3.4                  | 8.6         | 1.86        | 2.8         | 0.11        | 20.3        |  |  |
| MOURNING         | 47                    | 19        | 5         | 3         | 8         | 8         | 35         | 35.2         | 9.9                  | 1.6         | 0.85        | 3.4         | 2.86        | 19.8        |  |  |
| LENARD           | 45                    | 9         | 8         | 3         | 4         | 2         | 38         | 28.9         | 3.0                  | 2.2         | 0.68        | 1.5         | 0.25        | 12.3        |  |  |
| MASHBURN (TOT)   | 50                    | 12        | 8         | 5         | 5         | 2         | 29         | 31.4         | 4.3                  | 3.0         | 1.13        | 1.7         | 0.17        | 11.9        |  |  |
| MASHBURN (MIA)   | 50                    | 12        | 7         | 5         | 4         | 2         | 29         | 37.2         | 5.6                  | 3.5         | 1.34        | 1.8         | 0.22        | 13.4        |  |  |
| DANILOVIC        | 47                    | 7         | 6         | 3         | 6         | 3         | 21         | 31.4         | 2.4                  | 1.8         | 0.91        | 2.2         | 0.19        | 11.3        |  |  |
| MAJERLE          | 52                    | 10        | 8         | 4         | 4         | 2         | 26         | 35.1         | 4.5                  | 3.2         | 1.50        | 1.4         | 0.39        | 10.8        |  |  |
| AUSTIN           | 43                    | 15        | 4         | 2         | 8         | 2         | 26         | 22.9         | 5.8                  | 1.2         | 0.55        | 2.0         | 0.52        | 9.7         |  |  |
| BROWN            | 47                    | 17        | 4         | 4         | 6         | 6         | 21         | 32.4         | 8.4                  | 1.2         | 1.06        | 1.4         | 1.23        | 9.5         |  |  |
| THOMAS           | 39                    | 14        | 2         | 2         | 3         | 2         | 18         | 20.8         | 5.9                  | 0.5         | 0.67        | 1.4         | 0.50        | 6.3         |  |  |
| ASKINS           | 48                    | 10        | 4         | 4         | 3         | 2         | 15         | 22.7         | 3.5                  | 1.0         | 0.68        | 0.8         | 0.24        | 4.9         |  |  |
| CROTTY           | 30                    | 4         | 6         | 2         | 4         | 0         | 18         | 13.7         | 1.0                  | 2.1         | 0.38        | 0.9         | 0.00        | 4.8         |  |  |
| GRANT            | 38                    | 7         | 6         | 2         | 3         | 0         | 12         | 13.0         | 1.4                  | 1.6         | 0.57        | 1.0         | 0.00        | 3.9         |  |  |
| ANDERSON         | 24                    | 6         | 5         | 2         | 3         | 1         | 11         | 10.8         | 1.5                  | 1.2         | 0.50        | 0.7         | 0.14        | 3.0         |  |  |
| PINCKNEY         | 26                    | 8         | 2         | 2         | 4         | 3         | 11         | 10.1         | 2.4                  | 0.2         | 0.30        | 0.7         | 0.33        | 2.4         |  |  |
| STRICKLAND       | 25                    | 4         | 1         | 1         | 4         | 3         | 11         | 4.9          | 1.2                  | 0.0         | 0.13        | 0.5         | 0.32        | 2.0         |  |  |
| MUJRSEPP         | 8                     | 1         | 1         | 0         | 1         | 1         | 4          | 2.7          | 0.5                  | 0.3         | 0.00        | 0.3         | 0.10        | 1.7         |  |  |
| FISH (TOT)       | 2                     | 2         | 0         | 0         | 1         | 0         | 2          | 1.3          | 0.8                  | 0.0         | 0.00        | 0.3         | 0.00        | 0.3         |  |  |
| FISH (MIA)       | 1                     | 0         | 0         | 0         | 0         | 0         | 0          | 1.0          | 0.0                  | 0.0         | 0.00        | 0.0         | 0.00        | 0.0         |  |  |
| SCOTT            | 7                     | 2         | 1         | 1         | 1         | 0         | 1          | 4.0          | 0.8                  | 0.4         | 0.25        | 0.3         | 0.00        | 0.1         |  |  |
| BOWEN            | 1                     | 0         | 0         | 0         | 0         | 1         | 0          | 1.0          | 0.0                  | 0.0         | 0.00        | 0.0         | 1.00        | 0.0         |  |  |
| <b>HEAT</b>      | <b>290</b>            | <b>55</b> | <b>39</b> | <b>16</b> | <b>24</b> | <b>12</b> | <b>125</b> | <b>241.5</b> | <b>41.0</b>          | <b>21.2</b> | <b>7.93</b> | <b>15.9</b> | <b>5.35</b> | <b>94.8</b> |  |  |
| <b>OPPONENTS</b> | <b>290</b>            | <b>58</b> | <b>29</b> | <b>15</b> | <b>27</b> | <b>10</b> | <b>117</b> | <b>241.5</b> | <b>40.5</b>          | <b>18.4</b> | <b>7.88</b> | <b>16.1</b> | <b>4.78</b> | <b>89.3</b> |  |  |

# 1995-1996 SEASON

**RECORD:** 42-40 (3rd in Atlantic Division)

**HOME:** 26-15

**ROAD:** 16-25

**OVERTIME:** 2-1



**Front Row (L-R):** Rex Chapman, Tony Smith, Assistant Coach Tony Fiorentino, Assistant Coach Scotty Robertson, President & Head Coach Pat Riley, Assistant Coach Stan Van Gundy, Assistant Coach Bob McAdoo, Voshon Lenard, Tim Hardaway.

**Back Row (L-R):** Assistant Trainer/Assistant Strength and Conditioning Coach/Equipment Manager Jay Sabol, Trainer Ron Culp, Sasha Danilovic, Keith Askins, Chris Gatling, Stacey King, Dan Schayes, Alonzo Mourning, Kurt Thomas, Walt Williams, Tyrone Corbin, Jeff Malone, Strength and Conditioning Coach Bill Foran.

**Not Pictured:** Assistant Coach Jeff Bzdelik.

**President and Head Coach:** Pat Riley

**Assistant Coaches:** Scotty Robertson, Bob McAdoo, Stan Van Gundy, Jeff Bzdelik, Tony Fiorentino

**Team Captains:** Alonzo Mourning, Keith Askins

## CONFERENCE RECORDS

|          | Overall | Home  | Road  | Overtime |
|----------|---------|-------|-------|----------|
| Eastern: | 29-25   | 17-10 | 12-15 | 2-1      |
| Western: | 13-15   | 9-5   | 4-10  | 0-0      |

## DIVISION RECORDS

|           | Overall | Home | Road | Overtime |
|-----------|---------|------|------|----------|
| Atlantic: | 13-12   | 9-4  | 4-8  | 1-1      |
| Central:  | 16-13   | 8-6  | 8-7  | 1-0      |
| Midwest:  | 9-5     | 6-1  | 3-4  | 0-0      |
| Pacific:  | 4-10    | 3-4  | 1-6  | 0-0      |

## RECORDS BY MONTH

|           | Overall | Home | Road | Overtime |
|-----------|---------|------|------|----------|
| November: | 9-3     | 7-1  | 2-2  | 0-0      |
| December: | 6-10    | 3-3  | 3-7  | 2-1      |
| January:  | 4-12    | 2-4  | 2-8  | 0-0      |
| February: | 8-5     | 6-3  | 2-2  | 0-0      |
| March:    | 10-4    | 5-2  | 5-2  | 0-0      |
| April:    | 5-6     | 3-2  | 2-4  | 0-0      |

**Playoff Results:** Lost to Chicago in the First Round (3-0)

**NBA Honors:** Alonzo Mourning, All-Star Game; Kurt Thomas, All-Star Rookie Game; Chris Gatling, NBA Player of the Week (Mar. 25, 1996)

**HEAT Honors:** Alonzo Mourning, Most Valuable Player; Keith Askins, Leadership Award

**Home Attendance:** 606,091 (14,783 average/15,200 capacity); 13 sellouts

# 1995-1996 GAME BY GAME

| DATE      | OPPONENTS       | SCORE     | W/L | REC   | STRK | ATTEND | HEAT HIGH SCORER            | OPP. HIGH SCORER             |
|-----------|-----------------|-----------|-----|-------|------|--------|-----------------------------|------------------------------|
| 1. 11/4   | CLEVELAND       | 85-71     | W   | 1-0   | +1   | 15,200 | Danilovic ..... 16          | T. Hill ..... 13             |
| 2. 11/8   | HOUSTON         | 89-82     | W   | 2-0   | +2   | 14,731 | Coles/Owens ..... 18        | Olajuwon ..... 22            |
| 3. 11/10  | NEW JERSEY      | 106-80    | W   | 3-0   | +3   | 14,289 | Willis ..... 18             | Childs/Gilliam ..... 12      |
| 4. 11/11  | @ Orlando       | 94-93     | L   | 3-1   | -1   | 17,248 | Mourning ..... 28           | A. Hardaway ..... 33         |
| 5. 11/15  | INDIANA         | 103-97    | L   | 3-2   | -2   | 14,443 | Danilovic/Mourning ..... 21 | Miller ..... 24              |
| 6. 11/17  | @ Atlanta       | 91-88     | W   | 4-2   | +1   | 11,217 | Owens ..... 24              | Lang ..... 20                |
| 7. 11/18  | ORLANDO         | 93-90     | W   | 5-2   | +2   | 15,200 | Owens ..... 20              | Scott ..... 22               |
| 8. 11/22  | GOLDEN STATE    | 103-93    | W   | 6-2   | +3   | 14,439 | Mourning ..... 27           | Mullin ..... 19              |
| 9. 11/24  | @ Washington^   | 110-94    | L   | 6-3   | -1   | 12,073 | Mourning ..... 24           | Pack ..... 21                |
| 10. 11/25 | VANCOUVER       | 111-91    | W   | 7-3   | +1   | 14,293 | Mourning ..... 30           | Benjamin ..... 22            |
| 11. 11/28 | DALLAS          | 111-89    | W   | 8-3   | +2   | 14,268 | Mourning ..... 38           | Mashburn ..... 24            |
| 12. 11/30 | @ Detroit       | 118-107   | W   | 9-3   | +3   | 14,520 | Coles ..... 26              | G. Hill ..... 33             |
| 13. 12/1  | CHARLOTTE       | *108-101  | W   | 10-3  | +4   | 15,200 | Coles ..... 26              | L. Johnson ..... 32          |
| 14. 12/3  | @ Toronto       | 112-94    | W   | 11-3  | +5   | 21,238 | Mourning ..... 28           | O. Miller ..... 29           |
| 15. 12/4  | @ Boston        | **121-120 | L   | 11-4  | -1   | 17,540 | Mourning ..... 36           | Radja ..... 27               |
| 16. 12/6  | BOSTON          | 105-101   | L   | 11-5  | -2   | 15,200 | Mourning ..... 26           | Radja ..... 22               |
| 17. 12/9  | @ Phoenix       | 94-92     | W   | 12-5  | +1   | 19,023 | Danilovic ..... 30          | K. Johnson ..... 20          |
| 18. 12/10 | @ Sacramento    | 110-90    | L   | 12-6  | -1   | 17,317 | Thomas ..... 29             | Richmond ..... 15            |
| 19. 12/12 | @ Golden State  | 105-80    | L   | 12-7  | -2   | 15,025 | Thomas ..... 20             | Mullin ..... 26              |
| 20. 12/14 | @ L.A. Clippers | 89-84     | L   | 12-8  | -3   | 7,382  | Gamble ..... 24             | Vaught ..... 20              |
| 21. 12/16 | UTAH            | 83-74     | L   | 12-9  | -4   | 14,296 | Gamble ..... 20             | K. Malone ..... 30           |
| 22. 12/19 | @ New York      | 89-70     | L   | 12-10 | -5   | 19,763 | Thomas ..... 20             | Ewing ..... 18               |
| 23. 12/20 | @ New Jersey    | *112-104  | W   | 13-10 | -1   | 12,646 | Gamble ..... 37             | Anderson ..... 26            |
| 24. 12/22 | DETROIT         | 84-75     | L   | 13-11 | -1   | 14,851 | Thomas ..... 21             | G. Hill ..... 24             |
| 25. 12/23 | @ Charlotte     | 87-75     | L   | 13-12 | -2   | 24,042 | Willis ..... 22             | L. Johnson ..... 22          |
| 26. 12/26 | NEW JERSEY      | 96-93     | W   | 14-12 | +1   | 14,996 | Owens ..... 31              | Gilliam ..... 29             |
| 27. 12/28 | @ Indiana       | 91-77     | L   | 14-13 | -1   | 16,759 | Willis ..... 21             | Smits ..... 21               |
| 28. 12/30 | L.A. CLIPPERS   | 105-96    | W   | 15-13 | +1   | 14,413 | Owens ..... 34              | B. Williams ..... 21         |
| 29. 1/4   | SEATTLE         | 84-81     | L   | 15-14 | -1   | 14,964 | Willis ..... 25             | Kemp ..... 21                |
| 30. 1/6   | @ Denver        | 88-86     | W   | 16-14 | +1   | 17,171 | Mourning ..... 38           | D. Ellis/Stith ..... 16      |
| 31. 1/8   | @ Utah          | 94-92     | L   | 16-15 | -1   | 19,911 | Mourning ..... 22           | K. Malone ..... 32           |
| 32. 1/10  | @ Portland      | 90-89     | L   | 16-16 | -2   | 20,482 | Mourning ..... 33           | C. Robinson ..... 20         |
| 33. 1/12  | @ Seattle       | 113-81    | L   | 16-17 | -3   | 17,072 | Mourning ..... 29           | Kemp ..... 27                |
| 34. 1/13  | @ Vancouver     | 69-65     | L   | 16-18 | -4   | 17,532 | Mourning/Owens ..... 17     | Anthony ..... 21             |
| 35. 1/15  | @ L.A. Lakers   | 96-88     | L   | 16-19 | -5   | 14,109 | Mourning ..... 28           | E. Jones ..... 20            |
| 36. 1/17  | WASHINGTON      | 96-89     | W   | 17-19 | +1   | 14,573 | Mourning ..... 38           | B. Price ..... 27            |
| 37. 1/19  | CHARLOTTE       | 114-106   | L   | 17-20 | -1   | 14,893 | Mourning ..... 32           | L. Johnson ..... 29          |
| 38. 1/20  | @ Atlanta       | 98-78     | L   | 17-21 | -2   | 15,422 | Lenard/Thomas ..... 13      | Long ..... 20                |
| 39. 1/22  | SAN ANTONIO     | 96-89     | W   | 18-21 | +1   | 14,589 | Chapman/Mourning ..... 25   | Elliott/Robinson ..... 25    |
| 40. 1/24  | NEW YORK        | 88-79     | L   | 18-22 | -1   | 15,200 | Mourning ..... 25           | Ewing ..... 37               |
| 41. 1/26  | @ Chicago       | 102-80    | L   | 18-23 | -2   | 23,814 | Thomas ..... 13             | Jordan ..... 25              |
| 42. 1/27  | @ Cleveland     | 102-85    | W   | 19-23 | +1   | 20,562 | Chapman ..... 29            | C. Mills ..... 18            |
| 43. 1/29  | @ New York      | 94-85     | L   | 19-24 | -1   | 19,763 | Chapman ..... 23            | Ewing ..... 35               |
| 44. 1/30  | PHOENIX         | 114-99    | L   | 19-25 | -2   | 14,851 | Lenard ..... 15             | Barkey ..... 37              |
| 45. 2/1   | PHILADELPHIA    | 124-104   | W   | 20-25 | +1   | 14,278 | Chapman ..... 23            | Ruffin ..... 28              |
| 46. 2/3   | BOSTON          | 100-99    | L   | 20-26 | -1   | 14,755 | Mourning ..... 45           | Fox ..... 19                 |
| 47. 2/5   | SACRAMENTO      | 103-92    | W   | 21-26 | +1   | 14,284 | Mourning ..... 25           | Richmond ..... 18            |
| 48. 2/7   | ATLANTA         | 101-89    | W   | 22-26 | +2   | 14,314 | Mourning ..... 36           | S. Smith ..... 27            |
| 49. 2/13  | TORONTO         | 98-87     | L   | 22-27 | -1   | 14,286 | Mourning ..... 25           | Stoudamire ..... 29          |
| 50. 2/15  | DENVER          | 97-91     | W   | 23-27 | +1   | 14,290 | Coles ..... 24              | McDyess ..... 26             |
| 51. 2/17  | ORLANDO         | 95-93     | L   | 23-28 | -1   | 15,200 | Mourning ..... 27           | O'Neal ..... 31              |
| 52. 2/19  | @ Cleveland     | 73-70     | L   | 23-29 | -2   | 18,119 | Mourning ..... 20           | Brandon ..... 27             |
| 53. 2/21  | @ Philadelphia  | 66-57     | W   | 24-29 | +1   | 11,121 | Owens/Mourning ..... 16     | Coleman ..... 16             |
| 54. 2/23  | CHICAGO         | 113-104   | W   | 25-29 | +2   | 15,200 | Chapman ..... 39            | Jordan ..... 31              |
| 55. 2/25  | PHILADELPHIA    | 108-101   | W   | 26-29 | +3   | 15,014 | Hardaway ..... 20           | Weatherspoon/Ruffin ..... 19 |
| 56. 2/27  | @ New Jersey    | 93-90     | W   | 27-29 | +4   | 15,241 | Williams ..... 21           | Bradley ..... 23             |
| 57. 2/28  | @ Orlando       | 116-112   | L   | 27-30 | -1   | 17,248 | Hardaway ..... 22           | O'Neal ..... 31              |
| 58. 3/1   | PORTLAND        | 102-88    | L   | 27-31 | -2   | 14,763 | Mourning ..... 21           | R. Robinson ..... 20         |
| 59. 3/3   | @ Minnesota     | 89-87     | L   | 27-32 | -3   | 14,519 | Chapman ..... 23            | Rider ..... 30               |
| 60. 3/5   | MINNESOTA       | 113-72    | W   | 28-32 | +1   | 14,328 | Williams ..... 20           | Webb ..... 16                |
| 61. 3/8   | TORONTO         | 109-79    | W   | 29-32 | +2   | 14,319 | Hardaway ..... 23           | Esposito ..... 12            |
| 62. 3/10  | CLEVELAND       | 88-81     | W   | 30-32 | +3   | 15,200 | Hardaway ..... 20           | Sura ..... 18                |
| 63. 3/12  | @ Dallas        | 125-118   | W   | 31-32 | +4   | 17,502 | Mourning ..... 41           | Jackson/McCloud ..... 28     |
| 64. 3/14  | @ San Antonio   | 120-100   | L   | 31-33 | -1   | 19,959 | Hardaway ..... 26           | Robinson ..... 28            |
| 65. 3/16  | @ Houston       | 121-97    | W   | 32-33 | +1   | 16,285 | Hardaway ..... 28           | Olajuwon ..... 26            |
| 66. 3/20  | DETROIT         | 102-93    | W   | 33-33 | +2   | 15,200 | Gatling/Mourning ..... 24   | G. Hill/Houston ..... 21     |
| 67. 3/22  | @ Milwaukee     | 122-106   | W   | 34-33 | +3   | 18,054 | Gatling/Williams ..... 23   | Baker ..... 23               |
| 68. 3/24  | @ Boston        | 111-95    | W   | 35-33 | +4   | 18,159 | Mourning ..... 27           | Wesley ..... 24              |
| 69. 3/27  | L.A. LAKERS     | 106-95    | L   | 35-34 | -1   | 15,200 | Hardaway/Mourning ..... 19  | E. Johnson ..... 27          |
| 70. 3/29  | WASHINGTON      | 112-93    | W   | 36-34 | +1   | 15,066 | Mourning ..... 50           | Howard ..... 20              |
| 71. 3/30  | @ Detroit       | 95-85     | W   | 37-34 | +2   | 21,454 | Mourning ..... 26           | Houston ..... 22             |
| 72. 4/2   | CHICAGO         | 110-92    | L   | 37-35 | -1   | 15,200 | Mourning ..... 24           | Jordan/Pippen ..... 32       |
| 73. 4/4   | @ Chicago       | 100-92    | L   | 37-36 | -2   | 23,702 | Hardaway/Williams ..... 20  | Jordan ..... 40              |
| 74. 4/6   | @ Indiana       | 99-95     | L   | 37-37 | -3   | 16,732 | Gatling/Hardaway ..... 19   | R. Miller ..... 40           |
| 75. 4/8   | @ Washington    | 111-99    | L   | 37-38 | -4   | 18,756 | Mourning ..... 28           | Howard ..... 25              |
| 76. 4/10  | @ Charlotte     | 116-95    | W   | 38-38 | +1   | 24,042 | Hardaway ..... 29           | Curry ..... 22               |
| 77. 4/11  | MILWAUKEE       | 115-105   | W   | 39-38 | +2   | 15,090 | Mourning ..... 32           | Baker ..... 29               |
| 78. 4/13  | NEW YORK        | 103-95    | W   | 40-38 | +3   | 15,200 | Mourning ..... 25           | Mason ..... 26               |
| 79. 4/15  | NEW JERSEY      | 110-90    | W   | 41-38 | +4   | 14,815 | Mourning ..... 20           | Bradley ..... 16             |
| 80. 4/17  | @ Philadelphia  | 90-86     | L   | 41-39 | -1   | 12,613 | Gatling ..... 19            | Maxwell ..... 31             |
| 81. 4/19  | @ Milwaukee     | 106-100   | W   | 42-39 | +1   | 18,633 | Mourning ..... 28           | G. Robinson ..... 28         |
| 82. 4/21  | ATLANTA         | 104-92    | L   | 42-40 | -1   | 15,200 | Mourning ..... 17           | Augmon ..... 23              |

^ - @ Baltimore, MD

(\* Overtime \*\* Double Overtime)

# FINAL 1995-1996 STATISTICS (42-40)

| PLAYER         | G  | GS | -FIELD GOALS- |      |      | -3-POINT FG- |     | -FREE THROWS- |     |      | -REBOUNDS- |     |     | PF   | DQ   | STL  | TO   | BLK | PTS | AVG  |     |      |      |      |
|----------------|----|----|---------------|------|------|--------------|-----|---------------|-----|------|------------|-----|-----|------|------|------|------|-----|-----|------|-----|------|------|------|
|                |    |    | FG            | FGA  | PCT  | FG           | FGA | PCT           | FT  | FTA  | PCT        | OFF | DEF |      |      |      |      |     |     |      | TOT | AST  |      |      |
| MOURNING       | 70 | 70 | 2671          | 5663 | 1076 | 523          | 9   | 30            | 300 | 488  | 712        | 685 | 218 | 509  | 727  | 159  | 245  | 5   | 70  | 262  | 189 | 1623 | 23.2 |      |
| HARDAWAY (TOT) | 80 | 46 | 2534          | 419  | 992  | 422          | 138 | 379           | 364 | 241  | 305        | 790 | 35  | 194  | 229  | 640  | 201  | 3   | 132 | 235  | 17  | 1217 | 15.2 |      |
| HARDAWAY (MIA) | 28 | 28 | 1047          | 164  | 386  | 425          | 53  | 147           | 361 | 101  | 123        | 821 | 13  | 85   | 98   | 280  | 70   | 0   | 58  | 110  | 6   | 482  | 17.2 |      |
| OWENS          | 40 | 40 | 1388          | 239  | 473  | 505          | 0   | 6             | 0   | 0    | 112        | 177 | 633 | 94   | 192  | 286  | 134  | 132 | 1   | 30   | 113 | 22   | 590  | 14.8 |
| CHAPMAN        | 56 | 50 | 1865          | 289  | 679  | 426          | 125 | 337           | 371 | 83   | 113        | 735 | 22  | 123  | 145  | 166  | 117  | 0   | 45  | 79   | 10  | 786  | 14.0 |      |
| WILLIAMS (TOT) | 73 | 73 | 2169          | 359  | 808  | 444          | 114 | 293           | 389 | 163  | 232        | 703 | 99  | 220  | 319  | 230  | 238  | 0   | 85  | 151  | 58  | 995  | 13.6 |      |
| WILLIAMS (MIA) | 28 | 28 | 788           | 124  | 268  | 463          | 56  | 123           | 455 | 33   | 60         | 550 | 37  | 75   | 112  | 65   | 87   | 0   | 32  | 48   | 16  | 337  | 12.0 |      |
| DANILOVIC      | 19 | 18 | 542           | 83   | 184  | 451          | 34  | 78            | 436 | 55   | 72         | 764 | 12  | 34   | 46   | 47   | 49   | 0   | 15  | 37   | 3   | 255  | 13.4 |      |
| COLES          | 52 | 52 | 1882          | 231  | 559  | 413          | 63  | 172           | 366 | 139  | 173        | 803 | 38  | 163  | 201  | 296  | 175  | 3   | 63  | 123  | 12  | 664  | 12.8 |      |
| GATLING (TOT)  | 71 | 2  | 1427          | 326  | 567  | 575          | 0   | 1             | 0   | 0    | 139        | 207 | 671 | 129  | 288  | 417  | 43   | 217 | 0   | 85   | 151 | 58   | 995  | 13.6 |
| GATLING (MIA)  | 24 | 0  | 565           | 155  | 259  | 598          | 0   | 0             | 0   | 0    | 55         | 75  | 733 | 51   | 124  | 175  | 17   | 82  | 0   | 17   | 35  | 11   | 365  | 15.2 |
| WILLIS         | 47 | 42 | 1357          | 195  | 412  | 473          | 0   | 5             | 0   | 0    | 89         | 125 | 712 | 134  | 286  | 420  | 34   | 158 | 4   | 19   | 99  | 25   | 479  | 10.2 |
| THOMAS         | 74 | 42 | 1655          | 274  | 547  | 501          | 0   | 2             | 0   | 0    | 118        | 178 | 663 | 122  | 317  | 439  | 46   | 271 | 7   | 47   | 98  | 36   | 666  | 9.0  |
| GAMBLE         | 44 | 13 | 1033          | 117  | 297  | 394          | 38  | 91            | 418 | 33   | 38         | 868 | 14  | 72   | 86   | 82   | 119  | 2   | 31  | 32   | 5   | 305  | 6.9  |      |
| ASKINS         | 75 | 14 | 1897          | 157  | 391  | 402          | 99  | 237           | 418 | 45   | 57         | 789 | 113 | 211  | 324  | 121  | 271  | 6   | 48  | 82   | 61  | 458  | 6.1  |      |
| LENARD         | 30 | 0  | 323           | 53   | 141  | 376          | 36  | 101           | 356 | 34   | 43         | 791 | 12  | 40   | 52   | 31   | 31   | 0   | 6   | 23   | 1   | 176  | 5.9  |      |
| CORBIN (TOT)   | 21 | 2  | 1284          | 155  | 351  | 442          | 3   | 18            | 167 | 100  | 120        | 833 | 81  | 163  | 244  | 84   | 147  | 1   | 63  | 67   | 20  | 413  | 5.8  |      |
| CORBIN (MIA)   | 72 | 0  | 354           | 38   | 92   | 413          | 2   | 6             | 333 | 23   | 28         | 821 | 26  | 39   | 56   | 23   | 51   | 0   | 16  | 17   | 3   | 101  | 4.6  |      |
| MALONE (TOT)   | 32 | 3  | 510           | 76   | 193  | 394          | 5   | 16            | 313 | 29   | 32         | 906 | 8   | 32   | 40   | 26   | 25   | 0   | 16  | 22   | 0   | 186  | 5.8  |      |
| MALONE (MIA)   | 7  | 0  | 103           | 13   | 33   | 394          | 0   | 0             | 0   | 0    | 5          | 6   | 833 | 0    | 8    | 8    | 7    | 6   | 0   | 3    | 3   | 0    | 31   | 4.4  |
| SMITH (TOT)    | 59 | 3  | 938           | 116  | 274  | 423          | 38  | 116           | 328 | 28   | 46         | 609 | 30  | 65   | 95   | 154  | 106  | 2   | 37  | 66   | 10  | 298  | 5.1  |      |
| SMITH (MIA)    | 25 | 1  | 410           | 46   | 101  | 455          | 13  | 39            | 333 | 4    | 9          | 444 | 6   | 33   | 39   | 68   | 46   | 1   | 16  | 26   | 5   | 109  | 4.4  |      |
| MYERS          | 39 | 1  | 639           | 62   | 160  | 388          | 11  | 42            | 262 | 49   | 76         | 645 | 21  | 52   | 73   | 97   | 75   | 1   | 14  | 56   | 11  | 184  | 4.7  |      |
| SCHAYES        | 32 | 6  | 399           | 32   | 94   | 340          | 0   | 0             | 0   | 0    | 37         | 46  | 804 | 29   | 60   | 89   | 9    | 60  | 0   | 11   | 23  | 16   | 101  | 3.2  |
| RENCHER        | 34 | 1  | 397           | 32   | 99   | 323          | 9   | 29            | 310 | 30   | 43         | 698 | 9   | 33   | 42   | 54   | 36   | 0   | 16  | 41   | 1   | 103  | 3.0  |      |
| KING           | 15 | 0  | 156           | 17   | 36   | 472          | 0   | 0             | 0   | 0    | 4          | 8   | 500 | 9    | 14   | 23   | 2    | 39  | 2   | 7    | 18  | 2    | 38   | 2.5  |
| GRANDISON      | 18 | 3  | 235           | 13   | 39   | 333          | 4   | 13            | 308 | 13   | 19         | 684 | 14  | 22   | 36   | 10   | 27   | 0   | 8   | 11   | 1   | 43   | 2.4  |      |
| ELLIS          | 12 | 1  | 74            | 5    | 22   | 227          | 0   | 0             | 0   | 0    | 3          | 6   | 500 | 5    | 8    | 4    | 11   | 0   | 2   | 3    | 3   | 13   | 1.1  |      |
| HEAT           | 82 | —  | 19780         | 2902 | 6348 | 457          | 552 | 1458          | 379 | 1553 | 2187       | 710 | 999 | 2495 | 3494 | 1752 | 2158 | 32  | 574 | 1394 | 439 | 7909 | 96.5 |      |
| OPPONENTS      | 82 | —  | 19780         | 2734 | 6303 | 434          | 446 | 1237          | 361 | 1878 | 2498       | 752 | 982 | 2315 | 3297 | 1645 | 2031 | 30  | 662 | 1268 | 403 | 7792 | 95.0 |      |

## TECHNICAL FOULS:

Miami-117 (Willis-11; Coles-10; Mourning-9; Gatling-8; Riley-6; Chapman-5; Thomas-5; Myers-3; Robertson-3; Williams-3; Askins-2; DaniloVIC-1; Hardaway-1; King-1; Illegal Defense-49)

Opponents-85 (Includes 17 for illegal defense)

## EJECTIONS:

Miami-6 (Chapman-1; Coles-1; DaniloVIC-1; Riley-1; Robertson-1; Williams-1)

Opponents-7

| PLAYER         | — SINGLE-GAME HIGHS — |     |     |    |    |     |     | — AVERAGE PER GAME — |      |      |      |      |      |      |
|----------------|-----------------------|-----|-----|----|----|-----|-----|----------------------|------|------|------|------|------|------|
|                | MIN                   | REB | AST | ST | TO | BLK | PTS | MIN                  | REB  | AST  | STL  | TO   | BLK  | PTS  |
| MOURNING       | 47                    | 22  | 7   | 4  | 10 | 9   | 50  | 38.2                 | 10.4 | 2.3  | 1.00 | 3.7  | 2.70 | 23.2 |
| HARDAWAY (TOT) | 45                    | 8   | 19  | 6  | 8  | 3   | 31  | 31.7                 | 2.9  | 8.0  | 1.65 | 2.9  | 0.21 | 15.2 |
| HARDAWAY (MIA) | 45                    | 8   | 19  | 6  | 8  | 2   | 29  | 37.4                 | 3.5  | 10.0 | 2.07 | 3.9  | 0.21 | 17.2 |
| OWENS          | 49                    | 15  | 8   | 3  | 7  | 3   | 34  | 34.7                 | 7.2  | 3.4  | 0.75 | 2.8  | 0.55 | 14.8 |
| CHAPMAN        | 46                    | 8   | 9   | 3  | 5  | 2   | 39  | 33.3                 | 2.6  | 3.0  | 0.80 | 1.4  | 0.18 | 14.0 |
| WILLIAMS (TOT) | 44                    | 12  | 8   | 5  | 8  | 3   | 29  | 29.7                 | 4.4  | 3.2  | 1.16 | 2.1  | 0.79 | 13.6 |
| WILLIAMS (MIA) | 44                    | 12  | 6   | 5  | 6  | 3   | 27  | 28.1                 | 4.0  | 2.3  | 1.14 | 1.7  | 0.57 | 12.0 |
| DANILOVIC      | 42                    | 4   | 4   | 2  | 7  | 2   | 30  | 28.5                 | 2.4  | 2.5  | 0.79 | 1.9  | 0.16 | 13.4 |
| COLES          | 51                    | 8   | 12  | 4  | 6  | 1   | 26  | 36.2                 | 3.9  | 5.7  | 1.21 | 2.4  | 0.23 | 12.8 |
| GATLING (TOT)  | 35                    | 18  | 2   | 3  | 5  | 4   | 24  | 20.1                 | 5.9  | 0.6  | 0.51 | 1.3  | 0.56 | 11.1 |
| GATLING (MIA)  | 35                    | 18  | 2   | 3  | 5  | 2   | 24  | 23.5                 | 7.3  | 0.7  | 0.71 | 1.5  | 0.46 | 15.2 |
| WILLIS         | 43                    | 21  | 3   | 2  | 6  | 4   | 25  | 28.9                 | 8.9  | 0.7  | 0.40 | 2.1  | 0.53 | 10.2 |
| THOMAS         | 41                    | 15  | 5   | 4  | 5  | 4   | 29  | 22.4                 | 5.9  | 0.6  | 0.64 | 1.3  | 0.49 | 9.0  |
| GAMBLE         | 46                    | 7   | 5   | 5  | 3  | 1   | 37  | 23.5                 | 2.0  | 1.9  | 0.70 | 0.7  | 0.11 | 6.9  |
| ASKINS         | 47                    | 13  | 7   | 3  | 5  | 5   | 21  | 25.3                 | 4.3  | 1.6  | 0.64 | 1.1  | 0.81 | 6.1  |
| LENARD         | 34                    | 6   | 6   | 1  | 4  | 1   | 20  | 10.8                 | 1.7  | 1.0  | 0.20 | 0.8  | 0.03 | 5.9  |
| CORBIN (TOT)   | 31                    | 13  | 5   | 4  | 5  | 2   | 19  | 18.1                 | 3.4  | 1.2  | 0.89 | 0.9  | 0.28 | 5.8  |
| CORBIN (MIA)   | 30                    | 8   | 5   | 4  | 4  | 1   | 13  | 16.1                 | 3.0  | 1.0  | 0.73 | 0.8  | 0.14 | 4.6  |
| MALONE (TOT)   | 35                    | 4   | 4   | 3  | 3  | 0   | 21  | 15.9                 | 1.3  | 0.8  | 0.50 | 0.7  | 0.00 | 5.8  |
| MALONE (MIA)   | 26                    | 2   | 3   | 1  | 1  | 0   | 10  | 14.7                 | 1.1  | 1.0  | 0.43 | 0.4  | 0.00 | 4.4  |
| SMITH (TOT)    | 34                    | 5   | 9   | 3  | 4  | 1   | 17  | 15.9                 | 1.6  | 2.6  | 0.63 | 1.1  | 0.17 | 5.1  |
| SMITH (MIA)    | 34                    | 4   | 7   | 3  | 3  | 1   | 16  | 16.4                 | 1.6  | 2.7  | 0.64 | 1.0  | 0.20 | 4.4  |
| MYERS          | 43                    | 8   | 11  | 2  | 5  | 2   | 20  | 16.4                 | 1.9  | 2.5  | 0.36 | 1.4  | 0.28 | 4.7  |
| SCHAYES        | 41                    | 16  | 2   | 2  | 3  | 3   | 17  | 12.5                 | 2.8  | 0.3  | 0.34 | 0.7  | 0.50 | 3.2  |
| RENCHER        | 28                    | 4   | 5   | 2  | 3  | 1   | 8   | 11.7                 | 1.2  | 1.6  | 0.47 | 1.2  | 0.03 | 3.0  |
| KING           | 22                    | 7   | 2   | 2  | 5  | 1   | 8   | 10.4                 | 1.5  | 0.1  | 0.47 | 1.2  | 0.13 | 2.5  |
| GRANDISON      | 39                    | 6   | 2   | 3  | 2  | 1   | 8   | 13.1                 | 2.0  | 0.6  | 0.44 | 0.6  | 0.06 | 2.4  |
| ELLIS          | 23                    | 3   | 1   | 1  | 1  | 2   | 4   | 6.2                  | 0.7  | 0.3  | 0.17 | 0.3  | 0.25 | 1.1  |
| HEAT           | 290                   | 61  | 33  | 17 | 27 | 14  | 125 | 241.2                | 42.6 | 21.4 | 7.00 | 17.0 | 5.35 | 96.5 |
| OPPONENTS      | 290                   | 58  | 34  | 19 | 29 | 13  | 121 | 241.2                | 40.2 | 20.1 | 8.07 | 15.7 | 4.91 | 95.0 |

HISTORY

# 1994-1995 SEASON

**RECORD:** 32-50 (4th in Atlantic Division)

**HOME:** 22-19

**ROAD:** 10-31

**OVERTIME:** 1-3



**Front Row (L-R):** Khalid Reeves, Bimbo Coles, Assistant Coach Tony Fiorentino, Head Coach Alvin Gentry, Assistant Coach Ed Badger, Harold Miner, Kevin Pritchard.

**Back Row (L-R):** Strength and Conditioning Coach Bill Foran, Ledell Eackles, Billy Owens, Glen Rice, Kevin Willis, Matt Geiger, John Salley, Brad Lohaus, Keith Askins, Kevin Gamble, Trainer Ron Culp, Equipment Manager John Manoogian.

**Head Coach:** Alvin Gentry (15-21); Kevin Loughery (17-29)

**Assistant Coaches:** Tony Fiorentino, Ed Badger

**Team Captains:** Bimbo Coles, Glen Rice

## CONFERENCE RECORDS

|          | Overall | Home  | Road | Overtime |
|----------|---------|-------|------|----------|
| Eastern: | 25-31   | 17-11 | 8-20 | 1-1      |
| Western: | 7-19    | 5-8   | 2-11 | 0-2      |

## DIVISION RECORDS

|           | Overall | Home  | Road | Overtime |
|-----------|---------|-------|------|----------|
| Atlantic: | 9-19    | 6-8   | 3-11 | 0-1      |
| Central:  | 16-12   | 11-30 | 5-9  | 1-0      |
| Midwest:  | 3-9     | 2-4   | 1-5  | 0-1      |
| Pacific:  | 4-10    | 3-4   | 1-6  | 0-1      |

## RECORDS BY MONTH

|           | Overall | Home | Road | Overtime |
|-----------|---------|------|------|----------|
| November: | 3-9     | 2-3  | 1-6  | 0-0      |
| December: | 6-9     | 5-4  | 1-5  | 1-0      |
| January:  | 5-10    | 3-3  | 2-7  | 0-2      |
| February: | 7-5     | 4-2  | 3-3  | 0-0      |
| March:    | 7-11    | 4-5  | 3-6  | 0-1      |
| April:    | 4-6     | 4-2  | 0-4  | 0-0      |

**Playoff Results:** None

**NBA Honors:** Glen Rice, Long Distance Shootout Champion; Harold Miner, Slam Dunk Champion; Khalid Reeves, Rookie All-Star Game

**HEAT Honors:** Glen Rice, Most Valuable Player; Keith Askins, Leadership Award

**Home Attendance:** 598,761 (14,604 average/15,200 capacity); 8 sellouts

# 1994-1995 GAME BY GAME

| DATE      | OPPONENTS       | SCORE    | W/L | REC   | STRK | ATTEND | HEAT HIGH SCORER  | OPP. HIGH SCORER          |
|-----------|-----------------|----------|-----|-------|------|--------|-------------------|---------------------------|
| 1. 11/4   | @ Utah          | 119-108  | L   | 0-1   | -2   | 19,991 | Smith/Rice .....  | 19 Hornacek.....          |
| 2. 11/6   | @ Phoenix       | 119-107  | L   | 0-2   | -2   | 19,023 | Rice.....         | 23 Johnson.....           |
| 3. 11/8   | @ Golden State  | 121-114  | L   | 0-3   | -3   | 15,025 | Rice.....         | 31 Sprewell.....          |
| 4. 11/12  | WASHINGTON      | 109-99   | L   | 0-4   | -4   | 15,100 | Eackles.....      | 22 Chapman.....           |
| 5. 11/15  | DALLAS          | 115-102  | W   | 1-4   | +1   | 14,324 | Willis.....       | 24 Jackson.....           |
| 6. 11/16  | @ Philadelphia  | 109-96   | L   | 1-5   | -1   | 7,312  | Rice.....         | 24 Malone.....            |
| 7. 11/21  | BOSTON          | 115-111  | L   | 1-6   | -2   | 14,556 | Rice.....         | 34 Wilkins.....           |
| 8. 11/21  | @ Orlando       | 124-89   | L   | 1-7   | -3   | 16,010 | Willis.....       | 20 Hardaway.....          |
| 9. 11/23  | CLEVELAND       | 100-87   | W   | 2-7   | +1   | 14,498 | Rice.....         | 30 Mills/Price.....       |
| 10. 11/25 | @ Detroit       | 111-97   | W   | 3-7   | +2   | 20,284 | Willis.....       | 30 Mills.....             |
| 11. 11/29 | SACRAMENTO      | 94-89    | L   | 3-8   | -1   | 14,301 | Coles.....        | 19 Williams.....          |
| 12. 11/30 | @ Charlotte     | 105-87   | L   | 3-9   | -2   | 23,698 | Miner/Willis..... | 14 Johnson.....           |
| 13. 12/2  | NEW JERSEY      | 115-97   | W   | 4-9   | +1   | 14,449 | Rice.....         | 34 Anderson.....          |
| 14. 12/7  | PHILADELPHIA    | 111-102  | L   | 4-10  | -1   | 14,514 | Rice.....         | 25 Malone.....            |
| 15. 12/9  | ORLANDO         | 110-96   | L   | 4-11  | -2   | 15,200 | Owens.....        | 21 O'Neal.....            |
| 16. 12/10 | @ Indiana       | 117-103  | L   | 4-12  | -3   | 16,039 | Rice.....         | 21 Miller.....            |
| 17. 12/12 | @ New York      | 122-111  | W   | 5-12  | +1   | 19,763 | Rice.....         | 38 Ewing.....             |
| 18. 12/13 | @ Philadelphia  | 105-90   | L   | 5-13  | -1   | 7,157  | Rice.....         | 25 Burton.....            |
| 19. 12/15 | DENVER          | 101-99   | L   | 5-14  | -2   | 14,531 | Willis.....       | 29 Williams.....          |
| 20. 12/17 | ATLANTA         | 96-85    | W   | 6-14  | +1   | 14,486 | Willis.....       | 24 Enlo.....              |
| 21. 12/18 | @ New Jersey    | 103-102  | W   | 6-15  | +1   | 10,255 | Willis.....       | 26 Benjamin.....          |
| 22. 12/21 | MILWAUKEE       | 122-112  | W   | 7-15  | +1   | 14,402 | Rice.....         | 30 Baker.....             |
| 23. 12/23 | CHARLOTTE       | 116-93   | W   | 8-15  | +2   | 14,698 | Rice.....         | 37 Burrell.....           |
| 24. 12/26 | HOUSTON         | 101-88   | L   | 8-16  | -1   | 15,200 | Rice.....         | 20 Olajuwon.....          |
| 25. 12/27 | @ Orlando       | 103-83   | L   | 8-17  | -2   | 16,010 | Rice.....         | 20 O'Neal.....            |
| 26. 12/29 | L.A. CLIPPERS   | 126-83   | W   | 9-17  | +1   | 14,626 | Rice.....         | 35 Ellis.....             |
| 27. 12/30 | @ Chicago       | 133-98   | L   | 9-18  | -1   | 22,284 | Reeves.....       | 19 Armstrong.....         |
| 28. 1/4   | @ Boston        | 117-113  | L   | 9-19  | -2   | 14,890 | Rice.....         | 37 Wilkins.....           |
| 29. 1/5   | MINNESOTA       | 114-91   | W   | 10-19 | +1   | 14,305 | Rice.....         | 24 Rider.....             |
| 30. 1/7   | @ Sacramento    | 96-95    | L   | 10-20 | -1   | 17,317 | Rice.....         | 23 Richmond/Williams..... |
| 31. 1/8   | @ L.A. Lakers   | 122-105  | L   | 10-21 | -2   | 12,997 | Rice.....         | 26 Peeler.....            |
| 32. 1/11  | @ Houston       | 108-97   | L   | 10-22 | -3   | 12,424 | Miner.....        | 19 Smith.....             |
| 33. 1/12  | @ San Antonio   | 113-108  | L   | 10-23 | -4   | 14,651 | Willis.....       | 30 Elliott.....           |
| 34. 1/14  | @ Dallas        | 84-77    | W   | 11-23 | +1   | 17,502 | Willis.....       | 27 Mashburn.....          |
| 35. 1/16  | @ Atlanta       | 99-95    | L   | 11-24 | -1   | 9,608  | Owens.....        | 22 Blaylock.....          |
| 36. 1/18  | BOSTON          | 121-93   | W   | 12-24 | +1   | 14,681 | Willis.....       | 25 Radja.....             |
| 37. 1/20  | SAO ANTONIO     | *115-114 | L   | 12-25 | -1   | 14,687 | Rice.....         | 24 Robinson.....          |
| 38. 1/22  | NEW YORK        | 104-95   | W   | 12-26 | +2   | 15,200 | Rice.....         | 21 Starks.....            |
| 39. 1/24  | INDIANA         | 107-96   | W   | 12-26 | +1   | 14,304 | Owens.....        | 19 McKee.....             |
| 40. 1/27  | @ Milwaukee     | 96-87    | W   | 14-26 | +2   | 18,171 | Coles.....        | 25 Day.....               |
| 41. 1/28  | @ Detroit       | 89-85    | L   | 14-27 | -1   | 15,345 | Owens.....        | 26 Hill.....              |
| 42. 1/30  | ATLANTA         | 95-92    | L   | 14-28 | -2   | 14,259 | Askins.....       | 19 Smith.....             |
| 43. 2/1   | DETROIT         | 98-75    | W   | 15-28 | +1   | 14,304 | Rice.....         | 19 Mills.....             |
| 44. 2/3   | @ Washington    | 106-99   | W   | 16-28 | +2   | 17,206 | Owens.....        | 30 Chapman.....           |
| 45. 2/5   | @ Seattle       | 136-109  | L   | 16-29 | -1   | 14,852 | Owens.....        | 21 Kemp.....              |
| 46. 2/8   | WASHINGTON      | 111-107  | W   | 17-29 | +1   | 14,279 | Rice.....         | 27 Howard.....            |
| 47. 2/14  | MILWAUKEE       | 112-99   | W   | 18-29 | +2   | 14,345 | Owens.....        | 20 Robinson.....          |
| 48. 2/16  | NEW YORK        | 96-87    | L   | 18-30 | -1   | 15,200 | Rice.....         | 33 Ewing/Mason.....       |
| 49. 2/17  | @ New York      | 100-91   | L   | 18-31 | -2   | 19,763 | Owens.....        | 26 Davis.....             |
| 50. 2/19  | @ Indiana       | 106-87   | L   | 18-32 | -3   | 16,452 | Willis.....       | 22 D. Davis/Miller.....   |
| 51. 2/20  | @ Cleveland     | 103-96   | W   | 19-32 | +1   | 20,562 | Rice.....         | 36 Williams.....          |
| 52. 2/24  | CHICAGO         | 91-83    | W   | 20-32 | +2   | 15,200 | Rice.....         | 24 Phippen.....           |
| 53. 2/26  | @ Minnesota     | 106-99   | L   | 20-33 | -1   | 15,789 | Owens.....        | 19 Rider.....             |
| 54. 2/28  | @ Milwaukee     | 95-85    | W   | 21-33 | +1   | 13,075 | Rice.....         | 24 Robinson.....          |
| 55. 3/1   | @ Chicago       | 111-85   | L   | 21-34 | -1   | 22,202 | Owens.....        | 20 Phippen.....           |
| 56. 3/3   | @ Denver        | 100-98   | L   | 21-35 | -2   | 17,171 | Rice.....         | 24 Abdul-Rauf.....        |
| 57. 3/5   | WASHINGTON      | 103-90   | W   | 22-35 | +1   | 14,132 | Eackles.....      | 17 Howard.....            |
| 58. 3/7   | L.A. LAKERS     | 110-104  | W   | 23-35 | +2   | 14,452 | Owens.....        | 24 Divac/Peeler.....      |
| 59. 3/9   | PORTLAND        | 99-90    | L   | 23-36 | -1   | 14,252 | Owens/Rice.....   | 16 Thorpe.....            |
| 60. 3/11  | @ Charlotte     | 104-95   | L   | 23-37 | -2   | 23,698 | Rice.....         | 28 Johnson.....           |
| 61. 3/12  | UTAH            | 96-86    | L   | 23-38 | -3   | 14,301 | Rice.....         | 25 Malone.....            |
| 62. 3/14  | @ Portland      | 121-114  | L   | 23-39 | -4   | 12,888 | Rice.....         | 25 McKie.....             |
| 63. 3/16  | @ Seattle       | 103-78   | L   | 23-40 | -5   | 15,257 | Gamble.....       | 16 Schrempf.....          |
| 64. 3/17  | @ L.A. Clippers | 120-98   | W   | 24-40 | +1   | 8,269  | Rice.....         | 45 Vaughn.....            |
| 65. 3/19  | PHOENIX         | *121-117 | L   | 24-41 | -1   | 15,200 | Owens.....        | 22 Barkley.....           |
| 66. 3/21  | INDIANA         | 97-95    | W   | 25-41 | +1   | 14,345 | Rice.....         | 28 Smith.....             |
| 67. 3/22  | @ Atlanta       | 98-84    | W   | 26-41 | +2   | 10,291 | Willis.....       | 24 Corbin.....            |
| 68. 3/24  | GOLDEN STATE    | 115-111  | W   | 27-41 | +3   | 14,461 | Rice.....         | 22 Sprewell.....          |
| 69. 3/25  | NEW JERSEY      | 96-95    | L   | 27-42 | -1   | 14,389 | Rice.....         | 30 Coleman.....           |
| 70. 3/28  | BOSTON          | 126-115  | W   | 27-43 | -2   | 14,377 | Rice.....         | 39 Brown.....             |
| 71. 3/29  | @ Washington    | 101-97   | W   | 28-43 | +1   | 18,756 | Rice.....         | 26 Webber.....            |
| 72. 3/31  | @ Boston        | 100-89   | L   | 28-44 | -1   | 14,890 | Rice.....         | 26 Douglas.....           |
| 73. 4/2   | CHARLOTTE       | 105-92   | L   | 28-45 | -2   | 14,389 | Rice.....         | 30 Hawkins/Mourning.....  |
| 74. 4/4   | PHILADELPHIA    | 95-92    | W   | 29-45 | +1   | 14,375 | Rice.....         | 25 Barros.....            |
| 75. 4/8   | @ New Jersey    | 103-93   | L   | 29-46 | -1   | 18,568 | Rice.....         | 19 Gilliam.....           |
| 76. 4/11  | @ New York      | 112-99   | L   | 29-47 | -2   | 19,763 | Reeves.....       | 24 Ewing.....             |
| 77. 4/13  | CLEVELAND       | 85-84    | W   | 30-47 | +1   | 14,311 | Rice.....         | 22 P'rice.....            |
| 78. 4/15  | ORLANDO         | 123-117  | W   | 31-47 | +2   | 15,200 | Rice.....         | 56 O'Neal.....            |
| 79. 4/17  | CHICAGO         | 98-93    | L   | 31-48 | -1   | 15,200 | Reeves.....       | 27 Jordan.....            |
| 80. 4/19  | @ Cleveland     | 90-79    | L   | 31-49 | -2   | 20,562 | Rice.....         | 19 Hill.....              |
| 81. 4/21  | @ Philadelphia  | 113-106  | L   | 31-50 | -3   | 15,204 | Rice.....         | 36 Barros.....            |
| 82. 4/23  | DETROIT         | 129-105  | W   | 32-50 | +1   | 14,876 | Rice.....         | 32 Houston.....           |

(\*Overtime)

HISTORY

# FINAL 1994-1995 STATISTICS (32-50)

| PLAYER          | G  | GS | MIN   | -FIELD GOALS- |      |      | -3-POINT FG- |      |      | -FREE THROWS- |      |      | -REBOUNDS- |      |      | PF   | DQ   | STL | TO  | BLK  | PTS | AVG  |       |
|-----------------|----|----|-------|---------------|------|------|--------------|------|------|---------------|------|------|------------|------|------|------|------|-----|-----|------|-----|------|-------|
|                 |    |    |       | FG            | FGA  | PCT  | FG           | FGA  | PCT  | FT            | FTA  | PCT  | OFF        | DEF  | TOT  |      |      |     |     |      |     |      | AST   |
| RICE            | 82 | 82 | 3014  | 667           | 1403 | .475 | 185          | 451  | .410 | 312           | 365  | .855 | 99         | 279  | 378  | 192  | 203  | 1   | 112 | 153  | 14  | 1831 | 22.3  |
| SMITH           | 2  | 2  | 62    | 11            | 29   | .379 | 2            | 12   | .167 | 12            | 22   | .773 | 4          | 2    | 6    | 7    | 9    | 0   | 2   | 4    | 1   | 41   | 20.5  |
| WILLIS (TOT)    | 67 | 63 | 2390  | 473           | 1015 | .466 | 3            | 15   | .200 | 205           | 297  | .690 | 227        | 505  | 732  | 86   | 215  | 3   | 60  | 162  | 36  | 1154 | 17.2  |
| WILLIS (MIA)    | 65 | 61 | 2301  | 457           | 974  | .469 | 3            | 14   | .214 | 195           | 282  | .691 | 217        | 479  | 696  | 83   | 208  | 3   | 59  | 155  | 33  | 1112 | 17.1  |
| OWENS           | 70 | 60 | 2296  | 403           | 820  | .491 | 2            | 22   | .091 | 194           | 313  | .620 | 203        | 299  | 502  | 246  | 205  | 6   | 80  | 204  | 30  | 1002 | 14.3  |
| COLES           | 68 | 65 | 2207  | 261           | 607  | .430 | 16           | 76   | .211 | 141           | 174  | .810 | 46         | 145  | 191  | 416  | 185  | 1   | 99  | 156  | 13  | 679  | 10.0  |
| REEVES          | 67 | 17 | 1462  | 206           | 465  | .443 | 67           | 171  | .392 | 140           | 196  | .714 | 52         | 134  | 186  | 288  | 139  | 1   | 77  | 132  | 10  | 619  | 9.2   |
| GEIGER          | 74 | 43 | 1712  | 260           | 485  | .536 | 4            | 10   | .400 | 93            | 143  | .650 | 146        | 267  | 413  | 55   | 245  | 5   | 41  | 113  | 51  | 617  | 8.3   |
| LONG            | 2  | 2  | 62    | 5             | 12   | .417 | 0            | 0    | .000 | 6             | 10   | .600 | 1          | 10   | 11   | 4    | 11   | 1   | 2   | 4    | 0   | 16   | 8.0   |
| GAMBLE          | 77 | 0  | 1223  | 220           | 450  | .489 | 39           | 98   | .398 | 87            | 111  | .784 | 29         | 93   | 122  | 119  | 130  | 0   | 52  | 49   | 10  | 566  | 7.4   |
| EACKLES         | 54 | 6  | 898   | 143           | 326  | .439 | 18           | 41   | .439 | 91            | 126  | .722 | 33         | 62   | 95   | 72   | 88   | 0   | 19  | 53   | 2   | 395  | 7.3   |
| MINER           | 45 | 16 | 871   | 123           | 305  | .403 | 14           | 49   | .286 | 69            | 95   | .726 | 38         | 79   | 117  | 69   | 85   | 0   | 15  | 77   | 6   | 329  | 7.3   |
| SALLEY          | 75 | 50 | 1955  | 197           | 395  | .499 | 0            | 0    | .000 | 153           | 207  | .739 | 110        | 226  | 336  | 123  | 279  | 5   | 47  | 97   | 85  | 547  | 7.3   |
| ASKINS          | 50 | 5  | 854   | 81            | 207  | .391 | 21           | 78   | .269 | 46            | 57   | .807 | 86         | 112  | 198  | 39   | 109  | 0   | 35  | 25   | 17  | 229  | 4.6   |
| LOHAUS          | 61 | 1  | 730   | 97            | 231  | .420 | 63           | 155  | .406 | 10            | 15   | .667 | 28         | 74   | 102  | 43   | 85   | 2   | 20  | 29   | 25  | 267  | 4.4   |
| PRITCHARD (TOT) | 19 | 0  | 194   | 13            | 32   | .406 | 2            | 8    | .250 | 16            | 21   | .762 | 0          | 12   | 12   | 34   | 22   | 0   | 2   | 12   | 1   | 44   | 2.3   |
| PRITCHARD (MIA) | 14 | 0  | 158   | 13            | 29   | .448 | 2            | 5    | .400 | 15            | 17   | .882 | 0          | 11   | 11   | 23   | 19   | 0   | 2   | 7    | 1   | 43   | 3.1   |
| HEAT            | 82 | —  | 19805 | 3144          | 6738 | .467 | 436          | 1182 | .369 | 1569          | 2133 | .736 | 1092       | 2272 | 3364 | 1779 | 2000 | 25  | 662 | 1291 | 298 | 8293 | 101.1 |
| OPPONENTS       | 82 | —  | 19805 | 3092          | 6566 | .471 | 511          | 1417 | .361 | 1732          | 2340 | .740 | 1036       | 2355 | 3391 | 1860 | 1896 | 21  | 656 | 1332 | 385 | 8427 | 102.8 |

### TECHNICAL FOULS:

Miami-125 (Willis-19; Coles-9; Loughery-6; Owens-6; Askins-5; Gentry-4; Eackles-3; Salley-3; Miner-2; Rice-2; Geiger-1; Team-1; Delay of Game-1; Illegal Defense-63)

Opponents-145 (Includes 81 for illegal defense and 1 for delay of game)

### EJECTIONS:

Miami-2 (Coles-1; Miner-1)

Opponents-5

| PLAYER          | — SINGLE-GAME HIGHS — |     |     |    |    |     |     | — AVERAGE PER GAME — |      |      |      |      |      |       |
|-----------------|-----------------------|-----|-----|----|----|-----|-----|----------------------|------|------|------|------|------|-------|
|                 | MIN                   | REB | AST | ST | TO | BLK | PTS | MIN                  | REB  | AST  | STL  | TO   | BLK  | PTS   |
| RICE            | 46                    | 9   | 7   | 6  | 5  | 2   | 56  | 36.8                 | 4.6  | 2.3  | 1.37 | 1.9  | 0.17 | 22.3  |
| SMITH           | 40                    | 5   | 4   | 1  | 3  | 1   | 22  | 31.0                 | 3.0  | 3.5  | 1.00 | 2.0  | 0.50 | 20.5  |
| WILLIS (TOT)    | 50                    | 24  | 5   | 4  | 8  | 3   | 31  | 35.7                 | 10.9 | 1.3  | 0.90 | 2.4  | 0.54 | 17.2  |
| WILLIS (MIA)    | 50                    | 24  | 5   | 4  | 8  | 3   | 31  | 35.4                 | 10.7 | 1.3  | 0.91 | 2.4  | 0.51 | 17.1  |
| OWENS           | 46                    | 16  | 10  | 5  | 8  | 3   | 30  | 32.8                 | 7.2  | 3.5  | 1.14 | 2.9  | 0.43 | 14.3  |
| COLES           | 53                    | 7   | 15  | 4  | 7  | 2   | 25  | 32.5                 | 2.8  | 6.1  | 1.46 | 2.3  | 0.19 | 10.0  |
| REEVES          | 44                    | 10  | 14  | 4  | 6  | 2   | 32  | 21.8                 | 2.8  | 4.3  | 1.15 | 2.0  | 0.15 | 9.2   |
| GEIGER          | 44                    | 12  | 4   | 4  | 6  | 4   | 22  | 23.1                 | 5.6  | 0.7  | 0.55 | 1.5  | 0.69 | 8.3   |
| LONG            | 33                    | 6   | 3   | 1  | 3  | 0   | 11  | 31.0                 | 5.5  | 2.0  | 1.00 | 2.0  | 0.00 | 8.0   |
| GAMBLE          | 30                    | 5   | 5   | 3  | 3  | 1   | 23  | 15.9                 | 1.6  | 1.5  | 0.68 | 0.6  | 0.13 | 7.4   |
| EACKLES         | 33                    | 8   | 8   | 2  | 3  | 1   | 22  | 16.6                 | 1.8  | 1.3  | 0.35 | 1.0  | 0.04 | 7.3   |
| MINER           | 37                    | 8   | 6   | 3  | 8  | 1   | 23  | 19.4                 | 2.6  | 1.5  | 0.33 | 1.7  | 0.13 | 7.3   |
| SALLEY          | 45                    | 12  | 6   | 5  | 4  | 6   | 21  | 26.1                 | 4.5  | 1.6  | 0.63 | 1.3  | 1.13 | 7.3   |
| ASKINS          | 45                    | 14  | 3   | 4  | 5  | 2   | 19  | 17.1                 | 4.0  | 0.8  | 0.70 | 0.5  | 0.34 | 4.6   |
| LOHAUS          | 37                    | 8   | 3   | 3  | 4  | 3   | 18  | 12.0                 | 1.7  | 0.7  | 0.33 | 0.5  | 0.41 | 4.4   |
| PRITCHARD (TOT) | 22                    | 3   | 6   | 1  | 3  | 1   | 11  | 10.2                 | 0.6  | 1.8  | 0.11 | 0.6  | 0.05 | 2.3   |
| PRITCHARD (MIA) | 22                    | 3   | 4   | 1  | 3  | 1   | 11  | 11.3                 | 0.8  | 1.6  | 0.14 | 0.5  | 0.07 | 3.1   |
| HEAT            | 290                   | 62  | 37  | 17 | 26 | 10  | 129 | 241.5                | 41.0 | 21.7 | 8.07 | 15.7 | 3.63 | 101.1 |
| OPPONENTS       | 290                   | 60  | 38  | 18 | 30 | 12  | 136 | 241.5                | 41.4 | 22.7 | 8.00 | 16.2 | 4.70 | 102.8 |

# 1993-1994 SEASON

**RECORD:** 42-40 (4th in Atlantic Division)

**HOME:** 22-19

**ROAD:** 20-21

**OVERTIME:** 1-3



**Front Row (L-R):** Harold Miner, Steve Smith, Assistant Coach Bob Staak, Head Coach Kevin Loughery, Assistant Coach Alvin Gentry, Brian Shaw, Bimbo Coles.

**Back Row (L-R):** Strength and Conditioning Coach Bill Foran, Morlon Wiley, Willie Burton, Glen Rice, Alec Kessler, Rony Seikaly, Matt Geiger, John Salley, Grant Long, Keith Askins, Trainer Ron Culp, Equipment Manager John Manoogiana.

**Head Coach:** Kevin Loughery

**Assistant Coaches:** Bob Staak, Alvin Gentry

**Team Captains:** Grant Long, Steve Smith

## CONFERENCE RECORDS

|                 | Overall | Home  | Road  | Overtime |
|-----------------|---------|-------|-------|----------|
| <b>Eastern:</b> | 32-24   | 16-12 | 16-12 | 0-1      |
| <b>Western:</b> | 10-16   | 6-7   | 4-9   | 1-2      |

## DIVISION RECORDS

|                  | Overall | Home | Road | Overtime |
|------------------|---------|------|------|----------|
| <b>Atlantic:</b> | 16-12   | 8-6  | 8-6  | 0-1      |
| <b>Central:</b>  | 16-12   | 8-6  | 8-6  | 0-0      |
| <b>Midwest:</b>  | 6-6     | 3-3  | 3-3  | 1-1      |
| <b>Pacific:</b>  | 4-10    | 3-4  | 1-6  | 0-1      |

## RECORDS BY MONTH

|                  | Overall | Home | Road | Overtime |
|------------------|---------|------|------|----------|
| <b>November:</b> | 5-7     | 2-5  | 3-2  | 0-0      |
| <b>December:</b> | 7-6     | 5-4  | 2-2  | 0-2      |
| <b>January:</b>  | 8-8     | 3-2  | 5-6  | 0-0      |
| <b>February:</b> | 9-4     | 3-2  | 6-2  | 0-0      |
| <b>March:</b>    | 8-8     | 5-3  | 3-5  | 1-1      |
| <b>April:</b>    | 5-7     | 4-3  | 1-4  | 0-0      |

**Playoff Results:** Lost to Atlanta in the First Round (3-2)

**NBA Honors:** Glen Rice, NBA Player of the Week (Nov. 28, 1993)

**HEAT Honors:** Glen Rice, Most Valuable Player; Grant Long, Leadership Award

**Home Attendance:** 617,242 (15,055 average/15,200 capacity); 18 sellouts

# 1993-1994 GAME BY GAME

|     | DATE  | OPPONENTS       | SCORE    | W/L | REC   | STRK | ATTEND | HEAT HIGH SCORER         | OPP. HIGH SCORER           |
|-----|-------|-----------------|----------|-----|-------|------|--------|--------------------------|----------------------------|
| 1.  | 11/5  | ORLANDO         | 116-96   | L   | 0-1   | -1   | 15,200 | Seikaly.....21           | O'Neal.....42              |
| 2.  | 11/6  | @ Chicago       | 95-71    | W   | 1-1   | +1   | 18,676 | Seikaly.....28           | Pippen.....18              |
| 3.  | 11/11 | MILWAUKEE       | 116-103  | W   | 2-1   | +2   | 15,010 | Seikaly.....33           | Norman.....30              |
| 4.  | 11/12 | @ Orlando       | 115-100  | W   | 3-1   | +3   | 15,291 | Rice.....30              | Anderson.....29            |
| 5.  | 11/17 | UTAH            | 115-111  | L   | 3-2   | -1   | 14,879 | Seikaly.....24           | Malone.....30              |
| 6.  | 11/19 | ATLANTA         | 95-92    | L   | 3-3   | -2   | 15,031 | Seikaly.....19           | Willis.....23              |
| 7.  | 11/20 | @ Washington    | 104-102  | L   | 3-4   | -3   | 12,736 | Miner.....24             | Gugliotta.....25           |
| 8.  | 11/22 | @ New York      | 119-87   | L   | 3-5   | -4   | 19,763 | Seikaly.....16           | Starks.....37              |
| 9.  | 11/24 | GOLDEN STATE    | 108-102  | L   | 3-6   | -5   | 15,002 | Smith.....32             | Sprewell.....27            |
| 10. | 11/26 | @ Boston        | 101-93   | W   | 4-6   | +1   | 14,890 | Rice.....38              | Radja.....24               |
| 11. | 11/27 | CHARLOTTE       | 114-100  | W   | 5-6   | +2   | 15,200 | Rice.....29              | Curry.....18               |
| 12. | 11/30 | PORTLAND        | 123-109  | L   | 5-7   | -1   | 14,798 | Seikaly.....19           | Drexler.....33             |
| 13. | 12/3  | CHICAGO         | 104-99   | L   | 5-8   | -2   | 15,200 | Rice.....33              | Armstrong.....22           |
| 14. | 12/7  | @ Dallas        | 106-101  | W   | 6-8   | +1   | 10,784 | Rice.....29              | Harper.....33              |
| 15. | 12/9  | @ Houston       | **111-09 | L   | 6-9   | -1   | 12,707 | Rice.....40              | Olajuwon.....28            |
| 16. | 12/11 | BOSTON          | 111-80   | W   | 7-9   | +1   | 15,200 | Miner.....28             | Gamble.....19              |
| 17. | 12/13 | @ New Jersey    | **110-05 | L   | 7-10  | -1   | 9,105  | Rice.....39              | Anderson.....32            |
| 18. | 12/14 | HOUSTON         | 97-88    | L   | 7-11  | -2   | 15,011 | Miner.....24             | Maxwell.....25             |
| 19. | 12/16 | CLEVELAND       | 90-89    | W   | 8-11  | +1   | 14,792 | Rice.....24              | Daugherty.....25           |
| 20. | 12/18 | PHILADELPHIA    | 113-90   | W   | 9-11  | +2   | 14,869 | Rice.....30              | Weatherspoon.....18        |
| 21. | 12/22 | @ Philadelphia  | 108-92   | W   | 10-11 | +3   | 10,246 | Rice.....25              | Barros/Weatherspoon.....17 |
| 22. | 12/23 | L.A. LAKERS     | 98-90    | W   | 11-11 | +4   | 15,200 | Smith.....23             | Van Exel.....16            |
| 23. | 12/26 | SACRAMENTO      | 109-95   | W   | 12-11 | +5   | 15,200 | Smith.....23             | Richmond.....38            |
| 24. | 12/28 | SAN ANTONIO     | 84-76    | L   | 12-12 | -1   | 15,200 | Smith.....21             | Robinson.....20            |
| 25. | 12/30 | ORLANDO         | 108-100  | L   | 12-13 | -2   | 15,200 | Rice.....24              | O'Neal.....24              |
| 26. | 1/2   | @ Detroit       | 93-85    | W   | 13-13 | +1   | 19,274 | Rice/Seikaly.....18      | Dumars.....24              |
| 27. | 1/4   | NEW JERSEY      | 100-83   | W   | 14-13 | +2   | 15,082 | Rice.....22              | Gilliam.....14             |
| 28. | 1/7   | @ Utah          | 110-104  | W   | 15-13 | +3   | 19,911 | Rice.....27              | Stockton.....22            |
| 29. | 1/8   | @ L.A. Clippers | 109-90   | W   | 16-13 | +4   | 11,866 | Geiger.....23            | Manning.....27             |
| 30. | 1/11  | @ Sacramento    | 103-95   | L   | 16-14 | -1   | 17,317 | Rice.....26              | Tisdale.....23             |
| 31. | 1/12  | @ Golden State  | 110-112  | L   | 16-15 | -2   | 15,025 | Geiger.....22            | Webber.....27              |
| 32. | 1/14  | @ Portland      | 115-110  | L   | 16-16 | -3   | 12,888 | Rice.....29              | Robinson.....31            |
| 33. | 1/15  | @ Seattle       | 97-78    | L   | 16-17 | -4   | 14,787 | Smith.....15             | Kemp.....25                |
| 34. | 1/18  | L.A. CLIPPERS   | 126-124  | L   | 16-18 | -5   | 14,901 | Rice.....32              | Jackson.....24             |
| 35. | 1/19  | @ Indiana       | 109-92   | L   | 16-19 | -6   | 9,771  | Geiger.....14            | Miller/Scott.....21        |
| 36. | 1/21  | DETROIT         | 118-98   | L   | 16-20 | -7   | 14,925 | Smith.....20             | Dumars.....35              |
| 37. | 1/23  | WASHINGTON      | 113-80   | W   | 17-20 | +1   | 14,802 | Rice.....21              | Cheaney.....15             |
| 38. | 1/25  | CHARLOTTE       | 119-98   | W   | 18-20 | +2   | 15,200 | Seikaly.....26           | E. Johnson.....20          |
| 39. | 1/26  | @ Boston        | 103-98   | L   | 18-21 | -1   | 14,890 | Seikaly.....23           | Radja.....23               |
| 40. | 1/28  | @ Orlando       | 106-97   | W   | 19-21 | +1   | 15,291 | Rice.....34              | Anderson/O'Neal.....21     |
| 41. | 1/29  | @ Cleveland     | 113-98   | W   | 20-21 | +2   | 19,183 | Rice.....28              | Battle.....20              |
| 42. | 2/1   | @ Milwaukee     | 88-82    | W   | 21-21 | +3   | 13,197 | Rice.....23              | Edwards.....18             |
| 43. | 2/4   | @ Charlotte     | 123-118  | W   | 22-21 | +4   | 23,698 | Smith.....26             | E. Johnson.....26          |
| 44. | 2/5   | PHILADELPHIA    | 96-94    | L   | 22-22 | -1   | 15,006 | Shaw.....27              | Barros/Perry.....14        |
| 45. | 2/7   | NEW YORK        | 96-85    | W   | 23-22 | +1   | 15,200 | Smith.....25             | Anthony.....17             |
| 46. | 2/9   | INDIANA         | 102-98   | L   | 23-23 | -1   | 14,889 | Smith/Seikaly.....19     | McKey.....30               |
| 47. | 2/10  | @ Atlanta       | 114-98   | L   | 23-24 | -2   | 12,088 | Rice.....22              | Wilkins.....33             |
| 48. | 2/16  | @ Chicago       | 109-101  | W   | 24-24 | +1   | 18,241 | Smith.....25             | Williams.....22            |
| 49. | 2/17  | SEATTLE         | 115-112  | W   | 25-24 | +2   | 15,200 | Smith.....32             | Schrempf/Kemp.....22       |
| 50. | 2/19  | @ San Antonio   | 100-96   | L   | 25-25 | -1   | 35,717 | Smith.....24             | J. Reid.....22             |
| 51. | 2/21  | WASHINGTON      | 128-98   | W   | 26-25 | +1   | 14,890 | Rice.....29              | MacLean.....18             |
| 52. | 2/22  | @ New Jersey    | 123-97   | W   | 27-25 | +2   | 11,618 | Smith/Rice.....21        | Williams.....15            |
| 53. | 2/25  | @ Philadelphia  | 115-84   | W   | 28-25 | +3   | 12,914 | Rice.....25              | Weatherspoon.....22        |
| 54. | 2/26  | @ Detroit       | 105-100  | W   | 29-25 | +4   | 21,454 | Smith/Long.....18        | Thomas.....24              |
| 55. | 3/1   | @ Milwaukee     | 110-102  | W   | 30-25 | +5   | 13,855 | Rice.....25              | Baker.....26               |
| 56. | 3/2   | @ Minnesota     | *108-100 | W   | 31-25 | +6   | 16,906 | Rice.....33              | Laetner.....21             |
| 57. | 3/5   | PHILADELPHIA    | 120-83   | W   | 32-25 | +7   | 15,022 | Rice.....32              | Malone.....21              |
| 58. | 3/7   | BOSTON          | 112-104  | L   | 32-26 | -1   | 15,200 | Long.....24              | Brown.....21               |
| 59. | 3/9   | DENVER          | 102-80   | W   | 33-26 | +1   | 14,929 | Rice.....26              | Rogers.....14              |
| 60. | 3/11  | PHOENIX         | 122-07   | L   | 33-27 | -1   | 15,200 | Rice.....20              | Ceballos.....28            |
| 61. | 3/13  | @ Boston        | 106-87   | W   | 34-27 | +1   | 14,890 | Seikaly.....36           | Harris.....22              |
| 62. | 3/15  | MILWAUKEE       | 101-94   | W   | 35-27 | +2   | 14,911 | Rice.....28              | Murdock.....32             |
| 63. | 3/17  | DALLAS          | 115-98   | W   | 36-27 | +3   | 14,920 | Seikaly.....28           | Jackson.....25             |
| 64. | 3/19  | CLEVELAND       | 106-95   | W   | 37-27 | +4   | 15,200 | Rice.....33              | Brandon.....22             |
| 65. | 3/21  | @ L.A. Lakers   | 84-81    | L   | 37-28 | -1   | 11,497 | Seikaly.....21           | Threatt.....25             |
| 66. | 3/22  | @ Phoenix       | *124-118 | L   | 37-29 | -2   | 19,023 | Burton.....28            | Ke. Johnson.....35         |
| 67. | 3/24  | @ Denver        | 113-101  | L   | 37-30 | -3   | 17,171 | Rice.....18              | Abdul-Rauf.....25          |
| 68. | 3/26  | @ Atlanta       | 100-90   | L   | 37-31 | -4   | 16,368 | Smith.....17             | Augmon.....25              |
| 69. | 3/29  | DETROIT         | 123-115  | L   | 37-32 | -5   | 14,938 | Geiger.....23            | Dumars.....30              |
| 70. | 3/30  | @ New Jersey    | 111-101  | L   | 37-33 | -6   | 16,058 | Rice/Salley.....21       | Coleman.....25             |
| 71. | 4/1   | INDIANA         | 101-81   | W   | 38-33 | +1   | 15,091 | Miner/Salley.....17      | Davis/Scott.....20         |
| 72. | 4/2   | @ New York      | 110-87   | W   | 38-34 | -1   | 19,763 | Miner.....15             | Davis.....21               |
| 73. | 4/5   | NEW YORK        | 100-86   | W   | 39-34 | +1   | 15,200 | Miner.....22             | Ewing.....18               |
| 74. | 4/6   | @ Washington    | 114-103  | W   | 40-34 | +2   | 11,444 | Smith.....26             | Butler.....26              |
| 75. | 4/9   | ORLANDO         | 125-05   | L   | 40-35 | -1   | 15,200 | Rice.....31              | Anderson.....25            |
| 76. | 4/11  | @ Charlotte     | 89-87    | L   | 40-36 | -2   | 23,698 | Salley.....21            | Curry.....21               |
| 77. | 4/13  | CHICAGO         | 96-90    | L   | 40-37 | -3   | 15,200 | Smith/Rice/Salley.....16 | Pippen.....27              |
| 78. | 4/15  | @ Cleveland     | 109-100  | L   | 40-38 | -4   | 19,346 | Smith.....27             | Pricce.....26              |
| 79. | 4/17  | NEW JERSEY      | 110-103  | L   | 40-39 | -5   | 14,991 | Smith/Salley.....19      | Anderson.....29            |
| 80. | 4/19  | MINNESOTA       | 126-99   | W   | 41-39 | +1   | 14,953 | Rice.....32              | Rider.....28               |
| 81. | 4/21  | ATLANTA         | 94-89    | W   | 42-39 | +2   | 15,200 | Rice.....21              | Manning.....21             |
| 82. | 4/23  | @ Indiana       | 114-81   | L   | 42-40 | -1   | 16,019 | Seikaly.....17           | Miller.....24              |

(\*Overtime \*\*Double Overtime)

# FINAL 1993-1994 STATISTICS (42-40)

| PLAYER    | G  | GS | MIN   | -FIELD GOALS- |      |      | -3-POINT FG- |     |      | -FREE THROWS- |      |      | -REBOUNDS- |      |      |      | PTS  | AVG |     |      |     |      |       |
|-----------|----|----|-------|---------------|------|------|--------------|-----|------|---------------|------|------|------------|------|------|------|------|-----|-----|------|-----|------|-------|
|           |    |    |       | FG            | FGA  | PCT  | FG           | FGA | PCT  | FT            | FTA  | PCT  | OFF        | DEF  | TOT  | AST  |      |     | PF  | DQ   | STL | TO   | BLK   |
| RICE      | 81 | 81 | 2999  | 663           | 1421 | .467 | 132          | 346 | .382 | 250           | 284  | .880 | 76         | 358  | 434  | 184  | 186  | 0   | 110 | 130  | 32  | 1708 | 21.1  |
| SMITH     | 78 | 77 | 2776  | 491           | 1076 | .456 | 91           | 262 | .347 | 273           | 327  | .835 | 156        | 196  | 352  | 394  | 217  | 6   | 84  | 202  | 35  | 1346 | 17.3  |
| SEIKALY   | 72 | 60 | 2410  | 392           | 803  | .488 | 0            | 2   | .000 | 304           | 422  | .720 | 244        | 496  | 740  | 136  | 279  | 8   | 59  | 195  | 100 | 1088 | 15.1  |
| LONG      | 69 | 59 | 2201  | 300           | 672  | .446 | 1            | 6   | .167 | 187           | 238  | .786 | 190        | 305  | 495  | 170  | 244  | 5   | 89  | 125  | 26  | 788  | 11.4  |
| MINER     | 63 | 31 | 1358  | 254           | 532  | .477 | 4            | 6   | .667 | 149           | 180  | .828 | 75         | 81   | 156  | 95   | 132  | 0   | 31  | 95   | 13  | 661  | 10.5  |
| SHAW      | 77 | 52 | 2037  | 278           | 667  | .417 | 73           | 216 | .338 | 64            | 89   | .719 | 104        | 246  | 350  | 385  | 195  | 1   | 71  | 173  | 21  | 693  | 9.0   |
| COLES     | 76 | 4  | 1726  | 233           | 519  | .449 | 20           | 99  | .202 | 102           | 131  | .779 | 50         | 109  | 159  | 263  | 132  | 0   | 75  | 107  | 12  | 588  | 7.7   |
| SALLEY    | 76 | 45 | 1910  | 208           | 436  | .477 | 2            | 3   | .667 | 164           | 225  | .729 | 132        | 275  | 407  | 135  | 260  | 4   | 56  | 94   | 78  | 582  | 7.7   |
| GEIGER    | 72 | 0  | 1199  | 202           | 352  | .574 | 1            | 5   | .200 | 116           | 149  | .779 | 119        | 184  | 303  | 32   | 201  | 2   | 36  | 61   | 29  | 521  | 7.2   |
| BURTON    | 53 | 1  | 697   | 124           | 283  | .438 | 3            | 15  | .200 | 120           | 158  | .759 | 50         | 86   | 136  | 39   | 96   | 0   | 18  | 54   | 20  | 371  | 7.0   |
| ASKINS    | 37 | 0  | 319   | 36            | 88   | .409 | 4            | 21  | .190 | 9             | 10   | .900 | 33         | 49   | 82   | 13   | 57   | 0   | 11  | 21   | 1   | 85   | 2.3   |
| KESSLER   | 15 | 0  | 66    | 11            | 25   | .440 | 5            | 9   | .556 | 6             | 8    | .750 | 4          | 6    | 10   | 2    | 14   | 0   | 1   | 5    | 1   | 33   | 2.2   |
| WILEY     | 4  | 0  | 34    | 3             | 8    | .375 | 1            | 4   | .250 | 0             | 0    | .000 | 0          | 4    | 4    | 7    | 4    | 0   | 2   | 6    | 0   | 7    | 1.8   |
| ALEXANDER | 4  | 0  | 12    | 1             | 2    | .500 | 0            | 0   | .000 | 0             | 2    | .000 | 1          | 2    | 3    | 1    | 3    | 0   | 0   | 1    | 0   | 2    | 0.5   |
| BOL       | 8  | 0  | 61    | 1             | 12   | .083 | 0            | 3   | .000 | 0             | 0    | .000 | 1          | 10   | 11   | 0    | 4    | 0   | 0   | 5    | 6   | 2    | 0.3   |
| HEAT      | 82 | —  | 19805 | 3197          | 6896 | .464 | 337          | 997 | .338 | 1744          | 2223 | .785 | 1235       | 2407 | 3642 | 1856 | 2024 | 26  | 643 | 1315 | 374 | 8475 | 103.4 |
| OPPONENTS | 82 | —  | 19805 | 3036          | 6641 | .457 | 295          | 892 | .331 | 1889          | 2527 | .748 | 1074       | 2266 | 3340 | 1821 | 1946 | 23  | 689 | 1314 | 438 | 8256 | 100.7 |

## TECHNICAL FOULS:

Miami-81 (Loughery-15; Smith-7; Seikaly-5; Coles-3; Gentry-3; Askins-2; Rice-2; Shaw-2; Staak-2; Burton-1; Geiger-1; Long-1; Miner-1; Salley-1; Team-1; Illegal Defense-34)

Opponents-86 (Includes 22 for illegal defense and 2 for delay of game)

## EJECTIONS:

Miami-3 (Gentry-1; Loughery-1; Staak-1)

Opponents-1

| PLAYER    | — SINGLE-GAME HIGHS — |     |     |    |    |     |     | — AVERAGE PER GAME — |      |      |      |      |      |       |
|-----------|-----------------------|-----|-----|----|----|-----|-----|----------------------|------|------|------|------|------|-------|
|           | MIN                   | REB | AST | ST | TO | BLK | PTS | MIN                  | REB  | AST  | STL  | TO   | BLK  | PTS   |
| RICE      | 55                    | 16  | 5   | 6  | 8  | 3   | 40  | 37.0                 | 5.4  | 2.3  | 1.36 | 1.6  | 0.40 | 21.1  |
| SMITH     | 49                    | 11  | 15  | 4  | 7  | 2   | 32  | 35.6                 | 4.5  | 5.1  | 1.08 | 2.6  | 0.45 | 17.3  |
| SEIKALY   | 50                    | 21  | 6   | 3  | 10 | 5   | 36  | 33.5                 | 10.3 | 1.9  | 0.82 | 2.7  | 1.39 | 15.1  |
| LONG      | 43                    | 17  | 8   | 5  | 6  | 3   | 24  | 31.9                 | 7.2  | 2.5  | 1.29 | 1.8  | 0.38 | 11.4  |
| MINER     | 39                    | 10  | 8   | 3  | 4  | 2   | 28  | 21.6                 | 2.5  | 1.5  | 0.49 | 1.5  | 0.21 | 10.5  |
| SHAW      | 46                    | 11  | 15  | 4  | 6  | 2   | 27  | 26.5                 | 4.5  | 5.0  | 0.92 | 2.2  | 0.27 | 9.0   |
| COLES     | 54                    | 9   | 9   | 7  | 4  | 2   | 19  | 22.7                 | 2.1  | 3.5  | 0.99 | 1.4  | 0.16 | 7.7   |
| SALLEY    | 47                    | 17  | 6   | 4  | 4  | 5   | 21  | 25.1                 | 5.4  | 1.8  | 0.74 | 1.2  | 1.03 | 7.7   |
| GEIGER    | 35                    | 14  | 3   | 2  | 4  | 3   | 23  | 16.7                 | 4.2  | 0.4  | 0.50 | 0.8  | 0.40 | 7.2   |
| BURTON    | 30                    | 11  | 4   | 3  | 3  | 2   | 28  | 13.2                 | 2.6  | 0.7  | 0.34 | 1.0  | 0.38 | 7.0   |
| ASKINS    | 28                    | 8   | 2   | 2  | 2  | 1   | 13  | 8.6                  | 2.2  | 0.4  | 0.30 | 0.6  | 0.03 | 2.3   |
| KESSLER   | 9                     | 2   | 1   | 1  | 2  | 1   | 5   | 4.4                  | 0.7  | 0.1  | 0.07 | 0.3  | 0.07 | 2.2   |
| WILEY     | 20                    | 2   | 5   | 1  | 3  | 0   | 4   | 8.5                  | 1.0  | 1.8  | 0.50 | 1.5  | 0.00 | 1.8   |
| ALEXANDER | 5                     | 2   | 1   | 0  | 1  | 0   | 2   | 3.0                  | 0.8  | 0.3  | 0.00 | 0.3  | 0.00 | 0.5   |
| BOL       | 14                    | 5   | 0   | 0  | 2  | 2   | 2   | 7.6                  | 1.4  | 0.0  | 0.00 | 0.6  | 0.75 | 0.3   |
| HEAT      | 290                   | 58  | 36  | 20 | 26 | 14  | 128 | 241.5                | 44.4 | 22.6 | 7.84 | 16.0 | 4.56 | 103.4 |
| OPPONENTS | 290                   | 60  | 35  | 17 | 26 | 12  | 126 | 241.5                | 40.7 | 22.2 | 8.40 | 16.0 | 5.34 | 100.7 |

# 1992-1993 SEASON

**RECORD:** 36-46 (5th in Atlantic Division)

**HOME:** 26-15

**ROAD:** 10-31

**OVERTIME:** 3-6



**Front Row (L-R):** Kevin Edwards, Harold Miner, Assistant Coach Alvin Gentry, Head Coach Kevin Loughery, Assistant Coach Bob Staak, Brian Shaw, Bimbo Coles.

**Back Row (L-R):** Strength and Conditioning Coach Bill Foran, Keith Askins, Steve Smith, Glen Rice, Alec Kessler, John Salley, Rony Seikaly, Matt Geiger, Grant Long, Trainer Ron Culp.

**Not pictured:** Willie Burton.

**Head Coach:** Kevin Loughery

**Assistant Coaches:** Bob Staak, Alvin Gentry

**Team Captains:** Grant Long, Rony Seikaly, Steve Smith

## CONFERENCE RECORDS

|          | Overall | Home  | Road | Overtime |
|----------|---------|-------|------|----------|
| Eastern: | 22-34   | 17-11 | 5-23 | 1-4      |
| Western: | 14-12   | 9-4   | 5-8  | 2-2      |

## DIVISION RECORDS

|           | Overall | Home | Road | Overtime |
|-----------|---------|------|------|----------|
| Atlantic: | 9-19    | 8-6  | 1-13 | 1-4      |
| Central:  | 13-15   | 9-5  | 4-10 | 0-0      |
| Midwest:  | 7-5     | 4-2  | 3-3  | 2-1      |
| Pacific:  | 7-7     | 5-2  | 2-5  | 0-1      |

## RECORDS BY MONTH

|           | Overall | Home | Road | Overtime |
|-----------|---------|------|------|----------|
| November: | 4-8     | 3-3  | 1-5  | 0-1      |
| December: | 4-10    | 3-5  | 1-5  | 0-0      |
| January:  | 5-9     | 3-2  | 2-7  | 0-4      |
| February: | 8-5     | 6-2  | 2-3  | 1-1      |
| March:    | 10-5    | 7-0  | 3-5  | 1-0      |
| April:    | 5-9     | 4-3  | 1-6  | 1-0      |

**Playoff Results:** None

**NBA Honors:** Harold Miner, Slam Dunk Champion; Rony Seikaly, NBA Player of the Week (Mar. 7, 1993)

**HEAT Honors:** Steve Smith, Most Valuable Player; Grant Long, Leadership Award

**Home Attendance:** 614,923 (14,998 average/15,008 capacity); 38 sellouts

# 1992-1993 GAME BY GAME

| DATE      | OPPONENTS        | SCORE     | W/L | REC   | STRK | ATTEND | HEAT HIGH SCORER       | OPP. HIGH SCORER           |
|-----------|------------------|-----------|-----|-------|------|--------|------------------------|----------------------------|
| 1. 11/6   | @ Orlando        | 110-100   | L   | 0-1   | -1   | 15,151 | Burton.....23          | Anderson.....42            |
| 2. 11/6   | NEW JERSEY       | 106-94    | W   | 1-1   | +1   | 15,008 | Coles.....25           | Petrovic.....22            |
| 3. 11/10  | BOSTON           | 110-106   | W   | 2-1   | +2   | 15,008 | Rice.....27            | Lewis.....29               |
| 4. 11/12  | @ Detroit        | 85-88     | L   | 2-2   | -1   | 21,454 | Seikaly.....29         | Dumars.....29              |
| 5. 11/14  | @ Charlotte      | 105-95    | W   | 3-2   | +1   | 23,698 | Seikaly.....27         | Gill.....23                |
| 6. 11/17  | GOLDEN STATE     | 125-119   | L   | 3-4   | -1   | 15,008 | Seikaly.....27         | Hardaway.....26            |
| 7. 11/20  | PHILADELPHIA *** | 129-128   | L   | 3-4   | -2   | 13,417 | Rice.....35            | Hornacek.....32            |
| 8. 11/21  | CHARLOTTE        | 123-111   | L   | 3-5   | -3   | 15,008 | Rice.....32            | Curry.....27               |
| 9. 11/24  | @ Indiana        | 114-92    | L   | 3-6   | -4   | 10,098 | Edwards.....16         | Miller.....20              |
| 10. 11/25 | INDIANA          | 110-93    | W   | 4-6   | +1   | 15,008 | Rice.....28            | Schrempf.....18            |
| 11. 11/27 | HOUSTON          | 101-93    | L   | 4-7   | -1   | 15,008 | Rice.....22            | Olajuwon.....33            |
| 12. 11/28 | @ Atlanta        | 112-100   | L   | 4-8   | -2   | 10,330 | Rice.....30            | Wilkins.....32             |
| 13. 12/3  | @ Milwaukee      | 100-97    | L   | 4-9   | -3   | 14,516 | Edwards/Seikaly.....26 | Brickowski.....23          |
| 14. 12/4  | @ Boston         | 114-104   | L   | 4-10  | -4   | 14,890 | Edwards.....22         | Lewis.....22               |
| 15. 12/5  | NEW JERSEY       | 111-104   | L   | 4-11  | -5   | 15,008 | Rice.....35            | Petrovic.....29            |
| 16. 12/8  | @ Dallas         | 126-112   | W   | 5-11  | +1   | 11,201 | Long.....21            | Harper.....27              |
| 17. 12/10 | @ San Antonio    | 101-91    | L   | 5-12  | -1   | 16,057 | Seikaly.....16         | Robinson.....26            |
| 18. 12/12 | PHOENIX          | 122-118   | L   | 5-13  | -2   | 15,008 | Seikaly.....25         | Barkley.....39             |
| 19. 12/15 | SACRAMENTO       | 106-98    | W   | 6-13  | +1   | 14,892 | Seikaly.....27         | Richmond.....23            |
| 20. 12/18 | ATLANTA          | 108-100   | L   | 6-14  | -1   | 15,008 | Coles.....22           | Blylock.....20             |
| 21. 12/19 | @ New York       | 91-87     | L   | 6-15  | -2   | 19,763 | Seikaly.....21         | Ewing.....24               |
| 22. 12/21 | @ Chicago        | 86-82     | L   | 6-16  | -3   | 18,147 | Rice.....21            | Pippen.....22              |
| 23. 12/23 | UTAH             | 92-86     | L   | 6-17  | -4   | 15,008 | Rice.....18            | K. Malone.....23           |
| 24. 12/28 | ORLANDO          | 106-100   | W   | 7-17  | +1   | 15,008 | Edwards.....22         | O'Neal.....18              |
| 25. 12/28 | L.A. LAKERS      | 107-96    | W   | 8-17  | +2   | 15,008 | Edwards.....23         | Worthy.....26              |
| 26. 12/30 | CHICAGO          | 105-100   | L   | 8-18  | -1   | 15,008 | Rice.....33            | Jordan.....39              |
| 27. 1/2   | @ Washington     | 101-90    | L   | 8-19  | -2   | 8,129  | Rice.....19            | Adams/Ellison/Grant.....16 |
| 28. 1/5   | DETROIT          | 89-83     | W   | 9-19  | +1   | 15,008 | Miner.....19           | Thomas.....25              |
| 29. 1/7   | @ Golden State   | 119-105   | L   | 9-20  | -1   | 15,025 | Edwards.....26         | Mullin.....24              |
| 30. 1/9   | @ Sacramento     | 108-94    | L   | 9-21  | -2   | 17,317 | Seikaly.....18         | Richmond.....32            |
| 31. 1/10  | @ L.A. Lakers    | 101-89    | W   | 10-21 | +1   | 14,956 | Edwards.....25         | Divac.....24               |
| 32. 1/12  | @ Utah           | **125-122 | L   | 10-22 | -1   | 19,911 | Rice.....31            | K. Malone.....30           |
| 33. 1/14  | @ Portland       | **104-93  | L   | 10-23 | -2   | 12,888 | Miner.....20           | Porter.....32              |
| 34. 1/15  | @ Phoenix        | **107-99  | L   | 10-24 | -3   | 19,023 | Miner.....23           | Barkley.....31             |
| 35. 1/20  | PHILADELPHIA     | **115-112 | L   | 10-25 | -4   | 15,008 | Seikaly.....28         | Hornacek.....27            |
| 36. 1/22  | @ Orlando        | 110-104   | W   | 11-25 | +1   | 15,151 | Rice.....31            | Bowie.....18               |
| 37. 1/24  | DALLAS           | 122-106   | W   | 12-25 | +2   | 15,008 | Rice.....31            | Harper.....24              |
| 38. 1/26  | @ Washington     | **104-102 | L   | 12-26 | -1   | 7,041  | Rice.....26            | Adams.....25               |
| 39. 1/28  | MILWAUKEE        | 109-87    | L   | 12-27 | -2   | 15,008 | Seikaly.....18         | Roberts.....22             |
| 40. 1/30  | CLEVELAND        | 98-95     | W   | 13-27 | +1   | 15,008 | Smith.....21           | Daugherty.....25           |
| 41. 2/3   | ATLANTA          | 116-96    | W   | 14-27 | +2   | 15,008 | Rice.....45            | Wilkins.....34             |
| 42. 2/5   | NEW YORK         | 108-105   | L   | 14-28 | -1   | 15,008 | Seikaly.....28         | Ewing.....26               |
| 43. 2/7   | @ New York       | 100-82    | L   | 14-29 | -2   | 19,763 | Seikaly.....21         | Campbell/Ewing.....21      |
| 44. 2/9   | @ Detroit        | 106-105   | W   | 15-29 | +1   | 21,454 | Long.....24            | Mills.....28               |
| 45. 2/10  | @ Minnesota      | 101-90    | W   | 16-29 | +2   | 18,289 | Long.....19            | Person.....20              |
| 46. 2/12  | CHARLOTTE        | 116-107   | L   | 16-30 | -1   | 15,008 | Rice.....21            | Johnson.....30             |
| 47. 2/14  | @ New Jersey     | **117-111 | L   | 16-31 | -2   | 16,299 | Long.....31            | Petrovic.....34            |
| 48. 2/15  | DENVER           | **130-129 | W   | 17-31 | +1   | 14,888 | Shaw.....23            | Jackson.....27             |
| 49. 2/17  | DETROIT          | **111-107 | W   | 18-31 | +2   | 15,008 | Rice.....33            | Aguirre.....L 29           |
| 50. 2/23  | @ Cleveland      | **102-100 | L   | 18-32 | -1   | 18,648 | Long/Miner.....18      | Price.....L 29             |
| 51. 2/24  | PORTLAND         | 102-91    | W   | 19-32 | +1   | 15,008 | Rice/Seikaly.....24    | Drexler.....20             |
| 52. 2/26  | SAN ANTONIO      | 93-86     | W   | 20-32 | +2   | 15,008 | Long.....25            | Robinson.....17            |
| 53. 2/28  | MINNESOTA        | 105-93    | W   | 21-32 | +3   | 15,008 | Long.....23            | Bailey.....23              |
| 54. 3/3   | WASHINGTON       | 125-106   | W   | 22-32 | +4   | 14,839 | Smith.....20           | Stewart.....22             |
| 55. 3/5   | L.A. CLIPPERS    | 109-105   | W   | 23-32 | +5   | 15,008 | Rice/Seikaly.....21    | Manning.....32             |
| 56. 3/7   | INDIANA          | 104-94    | L   | 24-32 | +6   | 15,008 | Long.....24            | Schrempf.....25            |
| 57. 3/9   | @ Houston        | 114-99    | W   | 24-33 | +5   | 13,351 | Long.....22            | Olajuwon.....34            |
| 58. 3/11  | CHICAGO          | 97-95     | W   | 25-33 | +1   | 15,008 | Seikaly.....30         | Jordan.....29              |
| 59. 3/13  | SEATTLE          | 106-102   | W   | 26-33 | +2   | 15,008 | Long.....23            | Johnson.....27             |
| 60. 3/15  | @ Denver         | **103-100 | W   | 27-33 | +3   | 13,009 | Rice.....30            | Jackson.....22             |
| 61. 3/16  | @ Seattle        | 98-85     | L   | 27-34 | -1   | 14,252 | Seikaly.....20         | Kemp.....19                |
| 62. 3/18  | @ L.A. Clippers  | 133-117   | W   | 28-34 | +1   | 13,178 | Rice.....26            | Manning.....29             |
| 63. 3/20  | CLEVELAND        | 96-81     | W   | 29-34 | +2   | 15,008 | Rice.....27            | Nance.....20               |
| 64. 3/23  | @ Orlando        | 103-89    | L   | 29-35 | -1   | 15,151 | Rice.....24            | O'Neal.....28              |
| 65. 3/24  | @ Boston         | 115-109   | L   | 29-36 | -2   | 14,890 | Rice.....35            | Lewis.....22               |
| 66. 3/26  | NEW JERSEY       | 110-100   | W   | 30-36 | +1   | 15,008 | Rice.....27            | Coleman.....32             |
| 67. 3/27  | @ Atlanta        | 118-106   | L   | 30-37 | -1   | 15,527 | Rice.....19            | Wilkins.....37             |
| 68. 3/30  | @ Charlotte      | 116-89    | W   | 31-37 | +1   | 23,698 | Seikaly.....20         | Mourning.....22            |
| 69. 4/1   | @ New Jersey     | 95-82     | L   | 31-38 | -1   | 12,234 | Seikaly.....17         | Coleman.....21             |
| 70. 4/2   | NEW YORK         | 123-107   | L   | 31-39 | -2   | 15,008 | Miner/Smith.....20     | Ewing.....26               |
| 71. 4/4   | ORLANDO          | 124-106   | W   | 32-39 | +1   | 15,008 | Smith.....31           | Anderson.....27            |
| 72. 4/6   | @ Cleveland      | 115-100   | L   | 32-40 | -1   | 19,137 | Long.....18            | Daugherty.....27           |
| 73. 4/8   | @ Milwaukee      | 119-114   | W   | 33-40 | +1   | 15,487 | Shaw.....32            | Lohaus.....20              |
| 74. 4/10  | PHILADELPHIA     | 119-119   | W   | 34-40 | +2   | 15,008 | Rice.....24            | Hawkins.....40             |
| 75. 4/12  | MILWAUKEE        | 106-95    | W   | 35-40 | +3   | 15,008 | Rice.....25            | Jay.....20                 |
| 76. 4/14  | @ Chicago        | 119-92    | L   | 35-41 | -1   | 18,676 | Miner.....19           | Jordan.....34              |
| 77. 4/15  | @ Washington     | 110-92    | L   | 35-42 | -2   | 11,007 | Rice.....23            | Chapman/Gugliotta.....22   |
| 78. 4/17  | BOSTON           | 103-100   | L   | 35-43 | -3   | 15,008 | Seikaly.....23         | Lewis.....32               |
| 79. 4/20  | NEW YORK         | 109-97    | L   | 35-44 | -4   | 15,008 | Seikaly.....20         | Smith.....36               |
| 80. 4/21  | @ Philadelphia   | **107-97  | L   | 35-45 | -5   | 7,854  | Kessler.....17         | Hawkins.....20             |
| 81. 4/23  | WASHINGTON       | **121-120 | W   | 36-45 | +1   | 15,008 | Long.....31            | Stewart.....32             |
| 82. 4/24  | @ Indiana        | 94-88     | L   | 36-46 | -1   | 15,311 | Smith.....23           | Fleming.....31             |

(\* Overtime \*\* Double Overtime \*\*\* Triple Overtime)

HISTORY

# FINAL 1992-1993 STATISTICS (36-46)

| PLAYER           | G         | GS       | -FIELD GOALS- |             |             | -3-POINT FG- |            |            | -FREE THROWS- |             |             | -REBOUNDS-  |             |             | PF          | DQ          | STL         | TO        | BLK        | PTS         | AVG        |             |              |
|------------------|-----------|----------|---------------|-------------|-------------|--------------|------------|------------|---------------|-------------|-------------|-------------|-------------|-------------|-------------|-------------|-------------|-----------|------------|-------------|------------|-------------|--------------|
|                  |           |          | FG            | FGA         | PCT         | FG           | FGA        | PCT        | FT            | FTA         | PCT         | OFF         | DEF         | TOT         |             |             |             |           |            |             |            | AST         |              |
| RICE             | 82        | 82       | 3082          | 582         | 1324        | .440         | 148        | 386        | .383          | 242         | 295         | .820        | 92          | 332         | 424         | 180         | 201         | 0         | 92         | 157         | 25         | 1554        | 19.0         |
| SEIKALY          | 72        | 64       | 2456          | 417         | 868         | .480         | 1          | 8          | .125          | 397         | 540         | .735        | 259         | 587         | 846         | 100         | 260         | 3         | 38         | 203         | 83         | 1232        | 17.1         |
| SMITH            | 48        | 43       | 1610          | 279         | 619         | .451         | 53         | 132        | .402          | 155         | 197         | .787        | 56          | 141         | 197         | 267         | 148         | 3         | 50         | 129         | 16         | 766         | 16.0         |
| LONG             | 76        | 62       | 2728          | 397         | 847         | .469         | 6          | 26         | .231          | 261         | 341         | .765        | 197         | 371         | 568         | 182         | 264         | 8         | 104        | 133         | 31         | 1061        | 14.0         |
| EDWARDS          | 40        | 30       | 1134          | 216         | 462         | .468         | 5          | 17         | .294          | 119         | 141         | .844        | 48          | 73          | 121         | 120         | 69          | 0         | 68         | 75          | 12         | 556         | 13.9         |
| COLES            | 81        | 37       | 2232          | 318         | 686         | .464         | 42         | 137        | .307          | 177         | 220         | .805        | 58          | 108         | 166         | 373         | 199         | 4         | 80         | 108         | 11         | 855         | 10.6         |
| MINER            | 73        | 0        | 1383          | 292         | 615         | .475         | 3          | 9          | .333          | 163         | 214         | .762        | 74          | 73          | 147         | 73          | 130         | 2         | 34         | 92          | 8          | 750         | 10.3         |
| SALLEY           | 51        | 34       | 1422          | 154         | 307         | .502         | 0          | 0          | .000          | 115         | 144         | .799        | 113         | 200         | 313         | 83          | 192         | 7         | 32         | 101         | 70         | 423         | 8.3          |
| BURTON           | 26        | 8        | 451           | 54          | 141         | .383         | 5          | 15         | .333          | 91          | 127         | .717        | 22          | 48          | 70          | 16          | 58          | 0         | 13         | 50          | 16         | 204         | 7.8          |
| SHAW             | 68        | 45       | 1603          | 197         | 501         | .393         | 43         | 130        | .331          | 61          | 78          | .782        | 70          | 187         | 257         | 235         | 163         | 2         | 48         | 96          | 19         | 498         | 7.3          |
| GEIGER           | 48        | 2        | 554           | 76          | 145         | .524         | 0          | 4          | .000          | 62          | 92          | .674        | 46          | 74          | 120         | 14          | 123         | 6         | 15         | 36          | 18         | 214         | 4.5          |
| KESSLER          | 40        | 2        | 415           | 57          | 122         | .467         | 5          | 11         | .455          | 36          | 47          | .766        | 25          | 66          | 91          | 14          | 63          | 0         | 4          | 21          | 12         | 155         | 3.9          |
| ASKINS           | 69        | 1        | 935           | 88          | 213         | .413         | 22         | 65         | .338          | 29          | 40          | .725        | 74          | 124         | 198         | 31          | 141         | 2         | 31         | 37          | 29         | 227         | 3.3          |
| <b>HEAT</b>      | <b>82</b> | <b>—</b> | <b>20005</b>  | <b>3127</b> | <b>6850</b> | <b>.456</b>  | <b>333</b> | <b>940</b> | <b>.354</b>   | <b>1908</b> | <b>2476</b> | <b>.771</b> | <b>1134</b> | <b>2384</b> | <b>3518</b> | <b>1688</b> | <b>2011</b> | <b>37</b> | <b>609</b> | <b>1287</b> | <b>350</b> | <b>8495</b> | <b>103.6</b> |
| <b>OPPONENTS</b> | <b>82</b> | <b>—</b> | <b>20005</b>  | <b>3232</b> | <b>6791</b> | <b>.476</b>  | <b>265</b> | <b>781</b> | <b>.339</b>   | <b>1860</b> | <b>2416</b> | <b>.770</b> | <b>1032</b> | <b>2424</b> | <b>3456</b> | <b>1965</b> | <b>2053</b> | <b>20</b> | <b>656</b> | <b>1304</b> | <b>426</b> | <b>8589</b> | <b>104.7</b> |

## TECHNICAL FOULS:

Miami-57 (Loughery-14; Seikaly-7; Coles-5; Smith-4; Geiger-3; Askins-2; Long-2; Salley-2; Shaw-2; Staak-2; Gentry-1; Illegal Defense-13)

Opponents-94 (Includes 42 for illegal defense)

## EJECTIONS:

Miami-5 (Loughery-3; Askins-1; Staak-1)

Opponents-4

| PLAYER           | — SINGLE-GAME HIGHS — |           |           |           |           |           |            | — AVERAGE PER GAME — |             |             |             |             |             |              |
|------------------|-----------------------|-----------|-----------|-----------|-----------|-----------|------------|----------------------|-------------|-------------|-------------|-------------|-------------|--------------|
|                  | MIN                   | REB       | AST       | ST        | TO        | BLK       | PTS        | MIN                  | REB         | AST         | STL         | TO          | BLK         | PTS          |
| RICE             | 59                    | 17        | 5         | 4         | 7         | 2         | 45         | 37.6                 | 5.2         | 2.2         | 1.12        | 1.9         | 0.30        | 19.0         |
| SEIKALY          | 46                    | 34        | 6         | 3         | 7         | 4         | 30         | 34.1                 | 11.8        | 1.4         | 0.53        | 2.8         | 1.15        | 17.1         |
| SMITH            | 46                    | 11        | 12        | 4         | 7         | 2         | 31         | 33.5                 | 4.1         | 5.6         | 1.04        | 2.7         | 0.33        | 16.0         |
| LONG             | 53                    | 17        | 9         | 6         | 8         | 2         | 31         | 35.9                 | 7.5         | 2.4         | 1.37        | 1.8         | 0.41        | 14.0         |
| EDWARDS          | 46                    | 8         | 7         | 6         | 5         | 2         | 26         | 28.4                 | 3.0         | 3.0         | 1.70        | 1.9         | 0.30        | 13.9         |
| COLES            | 45                    | 7         | 14        | 3         | 5         | 2         | 25         | 27.6                 | 2.0         | 4.6         | 0.99        | 1.3         | 0.14        | 10.6         |
| MINER            | 39                    | 7         | 4         | 2         | 4         | 1         | 27         | 18.9                 | 2.0         | 1.0         | 0.47        | 1.3         | 0.11        | 10.3         |
| SALLEY           | 52                    | 12        | 8         | 3         | 7         | 4         | 23         | 27.9                 | 6.1         | 1.6         | 0.63        | 2.0         | 1.37        | 8.3          |
| BURTON           | 36                    | 9         | 2         | 2         | 5         | 3         | 23         | 17.3                 | 2.7         | 0.6         | 0.50        | 1.9         | 0.62        | 7.8          |
| SHAW             | 47                    | 11        | 12        | 4         | 6         | 2         | 32         | 23.6                 | 3.8         | 3.5         | 0.71        | 1.4         | 0.28        | 7.3          |
| GEIGER           | 38                    | 8         | 2         | 2         | 4         | 3         | 18         | 11.5                 | 2.5         | 0.3         | 0.31        | 0.8         | 0.38        | 4.5          |
| KESSLER          | 28                    | 9         | 3         | 1         | 4         | 1         | 17         | 10.4                 | 2.3         | 0.4         | 0.10        | 0.5         | 0.30        | 3.9          |
| ASKINS           | 39                    | 16        | 3         | 4         | 3         | 3         | 14         | 13.6                 | 2.9         | 0.4         | 0.45        | 0.5         | 0.42        | 3.3          |
| <b>HEAT</b>      | <b>315</b>            | <b>59</b> | <b>36</b> | <b>18</b> | <b>26</b> | <b>10</b> | <b>133</b> | <b>244.0</b>         | <b>42.9</b> | <b>20.6</b> | <b>7.43</b> | <b>15.7</b> | <b>4.27</b> | <b>103.6</b> |
| <b>OPPONENTS</b> | <b>315</b>            | <b>64</b> | <b>42</b> | <b>17</b> | <b>26</b> | <b>12</b> | <b>129</b> | <b>244.0</b>         | <b>42.1</b> | <b>24.0</b> | <b>8.00</b> | <b>15.9</b> | <b>5.20</b> | <b>104.7</b> |

# 1991-1992 SEASON

**RECORD:** 38-44 (4th in Atlantic Division)

**HOME:** 28-13

**ROAD:** 10-31

**OVERTIME:** 2-4



**Front Row (L-R):** John Morton, Kevin Edwards, Assistant Coach Bob Staak, Head Coach Kevin Loughery, Assistant Coach Alvin Gentry, Jon Sundvold, Bimbo Coles.

**Back Row (L-R):** Strength and Conditioning Coach Bill Foran, Trainer Ron Culp, Willie Burton, Steve Smith, Grant Long, Rony Seikaly, Alan Ogg, Alec Kessler, Glen Rice, Keith Askins, Brian Shaw, Equipment Manager John Manoogian.

**Head Coach:** Kevin Loughery

**Assistant Coaches:** Bob Staak, Alvin Gentry

**Team Captains:** Grant Long, Rony Seikaly

## CONFERENCE RECORDS

|                 | Overall | Home | Road | Overtime |
|-----------------|---------|------|------|----------|
| <b>Eastern:</b> | 27-29   | 20-8 | 7-21 | 2-1      |
| <b>Western:</b> | 11-15   | 8-5  | 3-10 | 0-3      |

## DIVISION RECORDS

|                  | Overall | Home | Road | Overtime |
|------------------|---------|------|------|----------|
| <b>Atlantic:</b> | 14-14   | 10-4 | 4-10 | 0-0      |
| <b>Central:</b>  | 13-15   | 10-4 | 3-11 | 2-1      |
| <b>Midwest:</b>  | 7-5     | 5-1  | 2-4  | 0-2      |
| <b>Pacific:</b>  | 4-10    | 3-4  | 1-6  | 0-1      |

## RECORDS BY MONTH

|                  | Overall | Home | Road | Overtime |
|------------------|---------|------|------|----------|
| <b>November:</b> | 8-7     | 6-2  | 2-5  | 1-0      |
| <b>December:</b> | 6-9     | 5-2  | 1-7  | 1-1      |
| <b>January:</b>  | 7-8     | 5-2  | 2-6  | 0-2      |
| <b>February:</b> | 6-7     | 4-2  | 2-5  | 0-0      |
| <b>March:</b>    | 7-8     | 5-3  | 2-5  | 0-1      |
| <b>April:</b>    | 4-5     | 3-2  | 1-3  | 0-0      |

**Playoff Results:** Lost to Chicago in the First Round (3-0)

**NBA Honors:** Steve Smith, All-Rookie First Team; Glen Rice, NBA Player of the Month (April)

**HEAT Honors:** Glen Rice, Most Valuable Player; Grant Long, Leadership Award

**Home Attendance:** 613,583 (14,965 average/15,008 capacity); 34 sellouts

# 1991-1992 GAME BY GAME

| DATE      | OPPONENTS       | SCORE    | W/L | REC   | STRK | ATTEND | HEAT HIGH SCORER          | OPP. HIGH SCORER            |
|-----------|-----------------|----------|-----|-------|------|--------|---------------------------|-----------------------------|
| 1. 11/2   | NEW YORK        | 107-93   | W   | 1-0   | +1   | 15,008 | Rice.....29               | Ewing.....24                |
| 2. 11/5   | BOSTON          | 93-89    | L   | 1-1   | -1   | 15,008 | Coles/Rice/Seikaly.....16 | Lewis.....25                |
| 3. 11/7   | @ New Jersey    | 111-89   | W   | 2-1   | +1   | 11,643 | Burton.....24             | Bowie.....20                |
| 4. 11/9   | @ Atlanta       | 97-93    | L   | 2-2   | -1   | 10,236 | Rice.....24               | Wilkins.....34              |
| 5. 11/13  | DETROIT         | 107-102  | W   | 3-2   | +2   | 15,008 | Coles.....19              | I. Thomas.....34            |
| 6. 11/15  | CHARLOTTE       | 120-105  | W   | 4-2   | +2   | 15,008 | Rice.....33               | Frederick.....20            |
| 7. 11/16  | @ Milwaukee     | *120-116 | W   | 5-2   | +3   | 15,621 | Rice.....30               | Malone.....26               |
| 8. 11/19  | UTAH            | 111-91   | W   | 6-2   | +4   | 15,008 | Seikaly.....23            | K. Malone.....25            |
| 9. 11/20  | @ Philadelphia  | 114-107  | L   | 6-3   | -1   | 10,683 | Rice.....27               | Barkley.....29              |
| 10. 11/22 | SACRAMENTO      | 118-112  | W   | 7-4   | +1   | 15,008 | Rice/Smith.....23         | Richmond.....32             |
| 11. 11/23 | @ Indiana       | 119-93   | L   | 7-4   | -1   | 11,961 | Long.....16               | Person.....24               |
| 12. 11/26 | @ New York      | 98-81    | L   | 7-5   | -2   | 15,711 | Rice.....23               | Wilkins.....28              |
| 13. 11/27 | L.A. LAKERS     | 89-87    | L   | 7-6   | -3   | 15,008 | Seikaly.....17            | Scott.....23                |
| 14. 11/29 | PHILADELPHIA    | 95-92    | W   | 8-6   | +1   | 15,008 | Seikaly.....20            | Anderson.....25             |
| 15. 11/30 | @ Orlando       | 105-99   | W   | 9-7   | +1   | 15,151 | Smith.....24              | Porter.....26               |
| 16. 12/3  | PORTLAND        | 123-84   | L   | 8-8   | -2   | 15,008 | Long/Rice.....17          | Porter.....21               |
| 17. 12/4  | @ Boston        | 124-97   | L   | 8-9   | -3   | 14,890 | Rice.....27               | Parish.....31               |
| 18. 12/7  | PHOENIX         | 108-100  | L   | 8-10  | -4   | 15,008 | Burton/Seikaly.....18     | Johnson.....30              |
| 19. 12/10 | @ Dallas        | *114-110 | W   | 9-11  | -5   | 14,239 | Burton.....23             | Blackman.....31             |
| 20. 12/11 | CLEVELAND       | 105-103  | W   | 9-11  | +1   | 14,707 | Rice.....21               | Price.....21                |
| 21. 12/13 | @ Charlotte     | 112-108  | W   | 10-11 | +2   | 23,698 | Seikaly.....28            | Johnson.....25              |
| 22. 12/14 | ATLANTA         | 121-101  | W   | 11-11 | +3   | 15,008 | Rice.....26               | Willis.....23               |
| 23. 12/17 | @ Cleveland     | 148-80   | L   | 11-12 | -1   | 10,487 | Smith.....15              | Battle/Price.....18         |
| 24. 12/18 | INDIANA         | *118-112 | W   | 12-12 | +1   | 15,008 | Rice.....22               | Person.....26               |
| 25. 12/20 | @ Philadelphia  | 127-99   | W   | 12-13 | +1   | 10,847 | Seikaly.....21            | Barkley/Gilliam.....31      |
| 26. 12/21 | BOSTON          | 112-101  | W   | 12-13 | +1   | 15,008 | Seikaly.....26            | Lewis.....19                |
| 27. 12/23 | ORLANDO         | 113-102  | W   | 14-13 | +2   | 15,008 | Seikaly.....27            | Anderson.....31             |
| 28. 12/26 | @ Phoenix       | 132-104  | L   | 14-14 | -1   | 14,496 | Smith.....22              | Perry.....21                |
| 29. 12/28 | @ Utah          | 128-103  | L   | 14-15 | -2   | 19,911 | Smith.....19              | K. Malone.....38            |
| 30. 12/29 | @ Portland      | *129-96  | L   | 14-16 | -3   | 12,888 | Edwards.....20            | Drexler.....22              |
| 31. 1/2   | @ Seattle       | *113-109 | L   | 14-17 | -4   | 10,787 | Edwards.....26            | Pierce.....34               |
| 32. 1/4   | @ Sacramento    | 110-97   | W   | 15-17 | +1   | 17,014 | Rice.....24               | Webb.....24                 |
| 33. 1/5   | @ L.A. Lakers   | 123-111  | L   | 15-18 | -1   | 16,530 | Long.....23               | Worthy.....33               |
| 34. 1/8   | CHICAGO         | 108-106  | L   | 15-19 | -2   | 15,008 | Rice.....33               | Jordan.....40               |
| 35. 1/10  | HOUSTON         | *111-107 | L   | 15-20 | -3   | 15,008 | Long/Seikaly.....23       | Thorpe.....32               |
| 36. 1/11  | @ Chicago       | 108-99   | L   | 15-21 | -4   | 18,676 | Rice.....22               | Jordan.....30               |
| 37. 1/15  | MILWAUKEE       | 134-115  | W   | 16-21 | +1   | 15,008 | Rice.....31               | Brickowski/Humphries.....23 |
| 38. 1/16  | @ Washington    | 102-94   | W   | 17-21 | +2   | 6,522  | Rice.....35               | Grant.....28                |
| 39. 1/18  | @ Indiana       | 127-103  | W   | 17-22 | +1   | 11,782 | Seikaly.....25            | Miller.....32               |
| 40. 1/20  | MINNESOTA       | 121-106  | W   | 18-22 | +1   | 15,008 | Rice.....22               | Campanell.....21            |
| 41. 1/22  | WASHINGTON      | 125-112  | W   | 19-22 | +2   | 14,541 | Rice.....22               | Eackles.....22              |
| 42. 1/24  | @ New Jersey    | 123-117  | W   | 19-23 | +1   | 11,415 | Rice.....35               | Coleman.....38              |
| 43. 1/25  | DALLAS          | 103-101  | W   | 20-23 | +1   | 15,008 | Rice.....33               | Harper.....24               |
| 44. 1/29  | SEATTLE         | 119-114  | W   | 21-23 | +2   | 14,728 | Rice.....30               | Pierce.....28               |
| 45. 1/31  | @ Detroit       | 109-98   | L   | 21-24 | -1   | 21,454 | Long/Rice.....21          | Dumars.....29               |
| 46. 2/2   | CHARLOTTE       | 118-100  | W   | 22-24 | +1   | 15,008 | Rice.....28               | Gill.....23                 |
| 47. 2/4   | @ New York      | 122-91   | L   | 22-25 | -1   | 15,008 | Rice.....21               | Ewing.....19                |
| 48. 2/5   | GOLDEN STATE    | 126-124  | W   | 23-25 | +1   | 15,008 | Rice.....33               | Mullin.....26               |
| 49. 2/11  | PHILADELPHIA    | 114-102  | L   | 23-26 | -1   | 15,008 | Seikaly.....23            | Hawkins.....29              |
| 50. 2/13  | ATLANTA         | 121-119  | W   | 24-26 | +1   | 15,008 | Long/Rice.....26          | Robinson.....25             |
| 51. 2/16  | @ Charlotte     | 126-109  | L   | 24-27 | -1   | 23,698 | Coles.....16              | Johnson.....28              |
| 52. 2/17  | NEW YORK        | 118-102  | L   | 24-28 | -2   | 15,008 | Rice.....26               | Ewing.....22                |
| 53. 2/20  | @ Milwaukee     | 111-109  | W   | 25-28 | +1   | 13,642 | Rice.....30               | Brickowski.....25           |
| 54. 2/22  | DETROIT         | 107-98   | W   | 26-28 | +2   | 15,008 | Rice.....23               | Dumars.....27               |
| 55. 2/25  | @ San Antonio   | 123-101  | L   | 26-29 | -1   | 16,057 | Long.....25               | Robinson.....26             |
| 56. 2/26  | @ Denver        | 105-98   | W   | 27-29 | +1   | 8,944  | Rice.....38               | Jackson.....29              |
| 57. 2/28  | @ L.A. Clippers | 108-92   | L   | 27-30 | -1   | 11,279 | Edwards.....24            | Manning.....34              |
| 58. 2/29  | @ Golden State  | 136-110  | L   | 27-31 | -2   | 15,025 | Burton.....25             | Owens.....23                |
| 59. 3/3   | L.A. CLIPPERS   | 117-116  | L   | 27-32 | -3   | 14,822 | Rice.....30               | Manning.....30              |
| 60. 3/5   | @ Houston       | 114-93   | L   | 27-33 | -4   | 13,884 | Shaw.....20               | Maxwell/Thorpe.....25       |
| 61. 3/7   | @ Chicago       | 123-81   | L   | 27-34 | -5   | 18,487 | Edwards.....21            | Jordan.....27               |
| 62. 3/8   | WASHINGTON      | 112-98   | W   | 28-34 | +1   | 14,899 | Rice.....30               | Ellison.....24              |
| 63. 3/10  | BOSTON          | 108-101  | W   | 29-34 | +2   | 15,008 | Rice.....31               | Lewis.....28                |
| 64. 3/13  | DENVER          | 113-109  | W   | 30-34 | +3   | 15,008 | Rice.....29               | Liberty.....17              |
| 65. 3/14  | @ Atlanta       | 115-102  | L   | 30-35 | -1   | 15,699 | Rice.....22               | Augmon.....24               |
| 66. 3/16  | CHICAGO         | *116-100 | L   | 30-36 | -2   | 15,008 | Seikaly.....21            | Jordan.....27               |
| 67. 3/18  | INDIANA         | *116-111 | L   | 30-37 | -3   | 14,799 | Rice.....26               | Person.....27               |
| 68. 3/21  | @ New York      | 105-88   | L   | 30-38 | -4   | 19,763 | Seikaly.....12            | McDaniel.....18             |
| 69. 3/22  | NEW JERSEY      | 107-100  | W   | 31-38 | +1   | 15,008 | Long.....29               | Coleman.....32              |
| 70. 3/25  | @ Minnesota     | 105-97   | W   | 32-38 | +2   | 18,818 | Long.....27               | Brooks.....19               |
| 71. 3/27  | SAN ANTONIO     | 118-111  | W   | 33-38 | +3   | 15,008 | Rice.....35               | Cummings.....26             |
| 72. 3/28  | @ Orlando       | 109-100  | W   | 34-38 | +4   | 15,151 | Rice.....29               | Bowie.....26                |
| 73. 3/31  | @ Cleveland     | 123-114  | L   | 34-39 | -1   | 16,020 | Rice.....30               | Baugherty.....23            |
| 74. 4/1   | @ Philadelphia  | 108-91   | L   | 34-40 | -2   | 12,132 | Seikaly.....19            | Markley.....24              |
| 75. 4/3   | CLEVELAND       | 103-100  | L   | 34-41 | -3   | 15,008 | Rice.....25               | Salley.....21               |
| 76. 4/5   | @ Detroit       | 104-80   | L   | 34-42 | -1   | 21,454 | Long.....17               | Price/Laimbeer.....19       |
| 77. 4/7   | WASHINGTON      | 100-89   | W   | 35-42 | +1   | 14,824 | Rice.....21               | Grant.....20                |
| 78. 4/10  | @ Washington    | 108-93   | W   | 36-42 | +2   | 10,137 | Seikaly.....24            | Eackles/Stewart.....20      |
| 79. 4/11  | ORLANDO         | 105-101  | W   | 37-42 | +3   | 15,008 | Rice.....46               | Anderson.....34             |
| 80. 4/14  | NEW JERSEY      | 105-100  | L   | 37-43 | -1   | 15,008 | Rice.....36               | Coleman.....24              |
| 81. 4/16  | MILWAUKEE       | 95-97    | W   | 38-43 | +1   | 15,008 | Rice.....23               | Lohaus.....23               |
| 82. 4/19  | @ Boston        | 109-93   | L   | 38-44 | -1   | 14,890 | Rice.....34               | Lewis/Parish.....22         |

(\*Overtime)

# FINAL 1991-1992 STATISTICS (38-44)

| PLAYER        | G  | GS | MIN   | -FIELD GOALS- |      |      | -3-POINT FG- |     |       | -FREE THROWS- |      |      | -REBOUNDS- |      |      |      | TO   | BLK | PTS | AVG  |     |      |       |
|---------------|----|----|-------|---------------|------|------|--------------|-----|-------|---------------|------|------|------------|------|------|------|------|-----|-----|------|-----|------|-------|
|               |    |    |       | FG            | FGA  | PCT  | FG           | FGA | PCT   | FT            | FTA  | PCT  | OFF        | DEF  | TOT  | AST  |      |     |     |      | PF  | DQ   | STL   |
| RICE          | 79 | 79 | 3007  | 672           | 1432 | .469 | 155          | 396 | .391  | 266           | 318  | .836 | 84         | 310  | 394  | 184  | 170  | 0   | 90  | 145  | 35  | 1765 | 22.3  |
| SEIKALY       | 79 | 78 | 2800  | 463           | 947  | .489 | 0            | 3   | .000  | 370           | 505  | .733 | 307        | 627  | 934  | 109  | 278  | 2   | 40  | 216  | 121 | 1296 | 16.4  |
| LONG          | 82 | 82 | 3063  | 440           | 890  | .494 | 6            | 22  | .273  | 326           | 404  | .807 | 259        | 432  | 691  | 225  | 248  | 2   | 139 | 185  | 40  | 1212 | 14.8  |
| SMITH         | 61 | 59 | 1806  | 297           | 654  | .454 | 40           | 125 | .320  | 95            | 127  | .748 | 81         | 107  | 188  | 278  | 162  | 1   | 59  | 152  | 19  | 729  | 12.0  |
| BURTON        | 68 | 50 | 1585  | 280           | 622  | .450 | 6            | 15  | .400  | 196           | 245  | .800 | 76         | 168  | 244  | 123  | 186  | 2   | 46  | 119  | 37  | 762  | 11.2  |
| EDWARDS       | 81 | 1  | 1840  | 325           | 716  | .454 | 7            | 32  | .219  | 162           | 191  | .848 | 56         | 155  | 211  | 170  | 138  | 1   | 99  | 120  | 20  | 819  | 10.1  |
| COLES         | 81 | 28 | 1976  | 295           | 649  | .455 | 10           | 52  | .192  | 216           | 262  | .824 | 69         | 120  | 189  | 366  | 151  | 3   | 73  | 167  | 13  | 816  | 10.1  |
| SHAW (TOT)    | 63 | 26 | 1423  | 209           | 513  | .407 | 5            | 23  | .217  | 72            | 91   | .791 | 50         | 154  | 204  | 250  | 115  | 0   | 57  | 99   | 22  | 495  | 7.9   |
| SHAW (MIA)    | 46 | 23 | 987   | 139           | 349  | .398 | 5            | 16  | .313  | 37            | 51   | .725 | 39         | 96   | 135  | 161  | 86   | 0   | 45  | 67   | 12  | 320  | 7.0   |
| DOUGLAS       | 5  | 2  | 98    | 16            | 31   | .516 | 0            | 1   | .000  | 5             | 7    | .714 | 1          | 5    | 6    | 19   | 10   | 0   | 4   | 8    | 0   | 37   | 7.4   |
| KESSLER       | 77 | 4  | 1197  | 158           | 383  | .413 | 0            | 0   | .000  | 94            | 115  | .817 | 114        | 200  | 314  | 34   | 185  | 3   | 17  | 58   | 32  | 410  | 5.3   |
| MORTON (TOT)  | 25 | 0  | 270   | 36            | 93   | .387 | 2            | 16  | .125  | 32            | 38   | .842 | 6          | 20   | 26   | 32   | 23   | 0   | 13  | 28   | 1   | 106  | 4.2   |
| MORTON (MIA)  | 21 | 0  | 216   | 33            | 81   | .407 | 2            | 15  | .133  | 24            | 29   | .828 | 3          | 16   | 19   | 27   | 20   | 0   | 12  | 24   | 1   | 92   | 4.4   |
| ASKINS        | 59 | 4  | 843   | 84            | 205  | .410 | 25           | 73  | .342  | 26            | 37   | .703 | 65         | 77   | 142  | 38   | 109  | 0   | 40  | 47   | 15  | 219  | 3.7   |
| BENNETT (TOT) | 54 | 45 | 833   | 80            | 211  | .379 | 0            | 1   | .000  | 35            | 50   | .700 | 63         | 99   | 162  | 38   | 122  | 1   | 19  | 33   | 9   | 195  | 3.6   |
| BENNETT (MIA) | 2  | 0  | 2     | 1             | 2    | .500 | 0            | 0   | .000  | 0             | 0    | .000 | 1          | 0    | 1    | 0    | 1    | 0   | 0   | 0    | 0   | 2    | 1.0   |
| OGG           | 43 | 0  | 367   | 46            | 84   | .548 | 0            | 0   | .000  | 16            | 30   | .533 | 30         | 44   | 74   | 7    | 73   | 0   | 5   | 19   | 28  | 108  | 2.5   |
| BABIC         | 9  | 0  | 35    | 6             | 13   | .462 | 0            | 0   | .000  | 6             | 8    | .750 | 2          | 9    | 11   | 6    | 0    | 0   | 1   | 5    | 0   | 18   | 2.0   |
| SUNDVOLD      | 3  | 0  | 8     | 1             | 3    | .333 | 1            | 1   | 1.000 | 0             | 0    | .000 | 0          | 0    | 0    | 2    | 2    | 0   | 0   | 0    | 0   | 3    | 1.0   |
| HEAT          | 82 | —  | 19830 | 3256          | 7061 | .461 | 257          | 751 | .342  | 1839          | 2329 | .790 | 1187       | 2366 | 3553 | 1749 | 1819 | 14  | 670 | 1377 | 373 | 8608 | 105.0 |
| OPPONENTS     | 82 | —  | 19830 | 3529          | 7157 | .493 | 210          | 606 | .347  | 1685          | 2242 | .752 | 1134       | 2415 | 3549 | 2070 | 1968 | 21  | 731 | 1316 | 447 | 8953 | 109.2 |

## TECHNICAL FOULS:

Miami-42 (Loughery-10; Seikaly-4; Gentry-3; Burton-2; Kessler-2; Long-2; Askins-1; Coles-1; Ogg-1; Rice-1; Illegal Defense-15)

Opponents-69 (Includes 27 for illegal defense)

## EJECTIONS:

Miami-3 (Seikaly-2; Burton-1)

Opponents-4

| PLAYER        | — SINGLE-GAME HIGHS — |     |     |    |    |     |     |       | — AVERAGE PER GAME — |      |      |      |      |       |  |  |
|---------------|-----------------------|-----|-----|----|----|-----|-----|-------|----------------------|------|------|------|------|-------|--|--|
|               | MIN                   | REB | AST | ST | TO | BLK | PTS | MIN   | REB                  | AST  | STL  | TO   | BLK  | PTS   |  |  |
| RICE          | 50                    | 14  | 6   | 4  | 6  | 2   | 46  | 38.1  | 5.0                  | 2.3  | 1.14 | 1.8  | 0.44 | 22.3  |  |  |
| SEIKALY       | 48                    | 24  | 5   | 2  | 6  | 6   | 28  | 35.4  | 11.8                 | 1.4  | 0.51 | 2.7  | 1.53 | 16.4  |  |  |
| LONG          | 46                    | 15  | 6   | 5  | 6  | 3   | 29  | 37.4  | 8.4                  | 2.7  | 1.70 | 2.3  | 0.49 | 14.8  |  |  |
| SMITH         | 41                    | 8   | 9   | 4  | 9  | 2   | 24  | 29.6  | 3.1                  | 4.6  | 0.97 | 2.5  | 0.31 | 12.0  |  |  |
| BURTON        | 44                    | 9   | 6   | 3  | 6  | 3   | 28  | 23.3  | 3.6                  | 1.8  | 0.68 | 1.8  | 0.54 | 11.2  |  |  |
| EDWARDS       | 35                    | 9   | 7   | 6  | 7  | 2   | 26  | 22.7  | 2.6                  | 2.1  | 1.22 | 1.5  | 0.25 | 10.1  |  |  |
| COLES         | 41                    | 7   | 12  | 4  | 7  | 1   | 22  | 24.4  | 2.3                  | 4.5  | 0.90 | 2.1  | 0.16 | 10.1  |  |  |
| SHAW (TOT)    | 36                    | 9   | 12  | 6  | 5  | 3   | 24  | 22.6  | 3.2                  | 4.0  | 0.90 | 1.6  | 0.35 | 7.9   |  |  |
| SHAW (MIA)    | 35                    | 8   | 9   | 6  | 5  | 2   | 20  | 21.5  | 2.9                  | 3.5  | 0.98 | 1.5  | 0.26 | 7.0   |  |  |
| DOUGLAS       | 27                    | 3   | 7   | 2  | 3  | 0   | 11  | 19.6  | 1.2                  | 3.8  | 0.80 | 1.6  | 0.00 | 7.4   |  |  |
| KESSLER       | 29                    | 14  | 3   | 3  | 4  | 3   | 15  | 15.5  | 4.1                  | 0.4  | 0.22 | 0.8  | 0.42 | 5.3   |  |  |
| MORTON (TOT)  | 31                    | 4   | 7   | 2  | 3  | 1   | 16  | 10.8  | 1.0                  | 1.3  | 0.52 | 1.1  | 0.04 | 4.2   |  |  |
| MORTON (MIA)  | 31                    | 4   | 7   | 2  | 3  | 1   | 16  | 10.3  | 0.9                  | 1.3  | 0.57 | 1.1  | 0.05 | 4.4   |  |  |
| ASKINS        | 34                    | 9   | 4   | 3  | 3  | 3   | 18  | 14.3  | 2.4                  | 0.6  | 0.68 | 0.8  | 0.25 | 3.7   |  |  |
| BENNETT (TOT) | 31                    | 10  | 3   | 2  | 3  | 2   | 14  | 15.4  | 3.0                  | 0.7  | 0.35 | 0.6  | 0.17 | 3.6   |  |  |
| BENNETT (MIA) | 1                     | 1   | 0   | 0  | 0  | 0   | 2   | 1.0   | 0.5                  | 0.0  | 0.00 | 0.0  | 0.00 | 1.0   |  |  |
| OGG           | 27                    | 6   | 2   | 2  | 3  | 4   | 10  | 8.5   | 1.7                  | 0.2  | 0.12 | 0.4  | 0.65 | 2.5   |  |  |
| BABIC         | 12                    | 5   | 2   | 1  | 1  | 0   | 6   | 3.9   | 1.2                  | 0.7  | 0.11 | 0.6  | 0.00 | 2.0   |  |  |
| SUNDVOLD      | 6                     | 0   | 2   | 0  | 0  | 0   | 3   | 2.7   | 0.0                  | 0.7  | 0.00 | 0.0  | 0.00 | 1.0   |  |  |
| HEAT          | 265                   | 56  | 35  | 16 | 29 | 9   | 134 | 241.8 | 43.3                 | 21.3 | 8.17 | 16.8 | 4.55 | 105.0 |  |  |
| OPPONENTS     | 265                   | 59  | 42  | 20 | 29 | 13  | 148 | 241.8 | 43.3                 | 25.2 | 8.91 | 16.0 | 5.45 | 109.2 |  |  |

# 1990-1991 SEASON

**RECORD:** 24-58 (6th in Atlantic Division)

**HOME:** 18-23

**ROAD:** 6-35

**OVERTIME:** 0-3



**Front Row (L-R):** Sherman Douglas, Jon Sundvold, Assistant Coach Tony Fiorentino, Head Coach Ron Rothstein, Assistant Coach Dave Wohl, Bimbo Coles, Kevin Edwards.

**Back Row (L-R):** Equipment Manager John Manoogian, Trainer Ron Culp, Willie Burton, Glen Rice, Terry Davis, Alan Ogg, Rony Seikaly, Alec Kessler, Grant Long, Billy Thompson, Keith Askins, Strength and Conditioning Coach Bill Foran.

**Head Coach:** Ron Rothstein

**Assistant Coaches:** Dave Wohl, Tony Fiorentino

**Team Captains:** Sherman Douglas, Grant Long

## CONFERENCE RECORDS

|                 | Overall | Home  | Road | Overtime |
|-----------------|---------|-------|------|----------|
| <b>Eastern:</b> | 15-39   | 12-15 | 3-24 | 0-3      |
| <b>Western:</b> | 9-19    | 6-8   | 3-11 | 0-0      |

## DIVISION RECORDS

|                  | Overall | Home | Road | Overtime |
|------------------|---------|------|------|----------|
| <b>Atlantic:</b> | 9-19    | 7-8  | 2-11 | 0-2      |
| <b>Central:</b>  | 6-20    | 5-7  | 1-13 | 0-1      |
| <b>Midwest:</b>  | 6-8     | 4-3  | 2-5  | 0-0      |
| <b>Pacific:</b>  | 3-11    | 2-5  | 1-6  | 0-0      |

## RECORDS BY MONTH

|                  | Overall | Home | Road | Overtime |
|------------------|---------|------|------|----------|
| <b>November:</b> | 5-9     | 4-3  | 1-6  | 0-0      |
| <b>December:</b> | 3-12    | 1-7  | 2-5  | 0-0      |
| <b>January:</b>  | 3-12    | 3-4  | 0-8  | 0-1      |
| <b>February:</b> | 6-6     | 4-4  | 2-2  | 0-0      |
| <b>March:</b>    | 5-11    | 4-4  | 1-7  | 0-2      |
| <b>April:</b>    | 2-8     | 2-1  | 0-7  | 0-0      |

**Playoff Results:** None

**NBA Honors:** Willie Burton, All-Rookie Second Team

**HEAT Honors:** Sherman Douglas, Most Valuable Player; Grant Long, Leadership Award

**Home Attendance:** 615,328 (15,008 average/15,008 capacity); 41 sellouts

# 1990-1991 GAME BY GAME

| DATE      | OPPONENTS       | SCORE     | W/L | REC   | STRK | ATTEND | HEAT HIGH SCORER       | OPP. HIGH SCORER        |
|-----------|-----------------|-----------|-----|-------|------|--------|------------------------|-------------------------|
| 1. 11/2   | WASHINGTON      | 119-95    | W   | 1-0   | +1   | 15,008 | Burton.....25          | King.....18             |
| 2. 11/6   | MILWAUKEE       | 106-84    | L   | 1-1   | -1   | 15,008 | Rice.....19            | Robertson.....27        |
| 3. 11/8   | @ New Jersey    | 114-103   | L   | 1-2   | -2   | 12,138 | Douglas.....24         | Theus.....24            |
| 4. 11/10  | INDIANA         | 120-105   | W   | 2-2   | +1   | 15,008 | Edwards.....30         | Miller.....29           |
| 5. 11/13  | @ Detroit       | 118-93    | L   | 2-3   | -1   | 21,454 | Edwards.....14         | Thomas.....23           |
| 6. 11/14  | DALLAS          | 105-93    | W   | 3-3   | +1   | 15,008 | Seikaly.....30         | Harper.....30           |
| 7. 11/16  | @ Indiana       | 106-80    | L   | 3-4   | -1   | 10,010 | Thompson.....12        | Miller.....17           |
| 8. 11/17  | @ Houston       | 117-100   | L   | 3-5   | -2   | 14,563 | Edwards.....27         | Thorpe.....28           |
| 9. 11/20  | DETROIT         | 106-90    | L   | 3-6   | -3   | 15,008 | Rice.....19            | Salley.....24           |
| 10. 11/21 | @ Cleveland     | 123-109   | L   | 3-7   | -4   | 13,884 | Seikaly.....27         | Nance.....27            |
| 11. 11/23 | @ Charlotte     | 116-100   | W   | 4-7   | +1   | 23,901 | Edwards.....34         | Newman/Reid.....20      |
| 12. 11/24 | CHARLOTTE       | 125-112   | L   | 4-8   | -1   | 15,008 | Wagner.....15          | Newman.....30           |
| 13. 11/28 | @ Boston        | 118-101   | L   | 4-9   | -2   | 15,239 | Seikaly.....21         | Bird.....21             |
| 14. 11/28 | NEW JERSEY      | 97-79     | W   | 5-9   | +1   | 15,008 | Edwards.....20         | Coleman.....14          |
| 15. 12/1  | GOLDEN STATE    | 137-111   | L   | 5-10  | -1   | 15,008 | Rice.....25            | Mullin.....28           |
| 16. 12/4  | PORTLAND        | 98-95     | L   | 5-11  | -2   | 15,008 | Seikaly.....24         | Porter.....26           |
| 17. 12/6  | SEATTLE         | 105-103   | L   | 5-12  | -3   | 15,008 | Seikaly.....27         | Threatt.....18          |
| 18. 12/11 | @ New York      | 109-90    | L   | 5-13  | -4   | 13,927 | Burton/Edwards.....15  | Ewing.....29            |
| 19. 12/12 | ATLANTA         | 118-93    | L   | 5-14  | -5   | 15,008 | Douglas/Rice.....16    | Wilkins.....28          |
| 20. 12/14 | @ Philadelphia  | 95-92     | L   | 5-15  | -6   | 16,244 | Seikaly.....27         | Barkley.....35          |
| 21. 12/15 | BOSTON          | 114-100   | L   | 5-16  | -7   | 15,008 | Burton.....23          | Parish.....23           |
| 22. 12/18 | @ Chicago       | 112-103   | L   | 5-17  | -8   | 17,877 | Edwards.....20         | Jordan.....39           |
| 23. 12/19 | NEW YORK        | 104-84    | L   | 5-18  | -9   | 15,008 | Douglas/Rice.....23    | Ewing.....26            |
| 24. 12/21 | PHILADELPHIA    | 126-102   | L   | 5-19  | -10  | 15,008 | Rice.....25            | Barkley/Hawkins.....25  |
| 25. 12/23 | UTAH            | 98-93     | W   | 6-19  | +1   | 15,008 | Douglas.....23         | K. Malone.....25        |
| 26. 12/26 | @ San Antonio   | 111-97    | L   | 6-20  | -1   | 15,908 | Seikaly.....26         | Anderson.....24         |
| 27. 12/27 | @ Denver        | 124-114   | W   | 7-20  | +1   | 8,878  | Douglas.....42         | Adams.....23            |
| 28. 12/29 | @ Phoenix       | 134-95    | L   | 7-21  | -1   | 14,487 | Edwards.....22         | McDaniel.....24         |
| 29. 12/30 | @ L.A. Clippers | 112-97    | W   | 8-21  | +1   | 12,404 | Douglas.....25         | Benjamin/Norman.....21  |
| 30. 1/2   | @ Utah          | 112-104   | L   | 8-22  | -1   | 12,616 | Rice.....26            | K. Malone.....40        |
| 31. 1/4   | @ Seattle       | 112-86    | L   | 8-23  | -2   | 12,074 | Rice.....20            | Threatt.....30          |
| 32. 1/5   | @ Portland      | 132-108   | L   | 8-24  | -3   | 12,884 | Burton.....20          | Robinson.....20         |
| 33. 1/8   | SACRAMENTO      | 95-83     | L   | 9-24  | -1   | 15,008 | Rice.....21            | Mays.....19             |
| 34. 1/11  | MINNESOTA       | 108-107   | W   | 9-25  | +1   | 15,008 | Rice.....33            | Campbell.....29         |
| 35. 1/12  | @ Detroit       | *109-103  | L   | 9-26  | -2   | 21,454 | Douglas.....23         | Thomas.....25           |
| 36. 1/15  | ORLANDO         | 104-102   | W   | 10-26 | +1   | 15,008 | Douglas.....24         | Reynolds.....23         |
| 37. 1/16  | @ Cleveland     | 108-94    | L   | 10-27 | -1   | 11,766 | Burton.....19          | Dougherty.....22        |
| 38. 1/18  | NEW YORK        | 107-86    | W   | 11-27 | +1   | 15,008 | Douglas.....20         | Ewing.....23            |
| 39. 1/21  | CHICAGO         | 117-106   | L   | 11-28 | -1   | 15,008 | Burton.....21          | Jordan.....37           |
| 40. 1/22  | @ Atlanta       | 118-107   | L   | 11-29 | -2   | 10,440 | Douglas.....25         | Willis.....29           |
| 41. 1/25  | @ Chicago       | 108-87    | L   | 11-30 | -3   | 18,676 | Edwards.....16         | Jordan.....26           |
| 42. 1/26  | NEW JERSEY      | 127-105   | L   | 11-31 | -4   | 15,008 | Kessler.....18         | Theus.....35            |
| 43. 1/29  | @ Washington    | 105-101   | L   | 11-32 | -5   | 6,101  | Long/Rice.....20       | King.....26             |
| 44. 1/30  | PHOENIX         | 115-104   | L   | 11-33 | -6   | 15,008 | Rice.....23            | Majerle.....22          |
| 45. 2/1   | INDIANA         | 116-113   | W   | 12-33 | +1   | 15,008 | Douglas.....35         | Miller.....26           |
| 46. 2/2   | @ Orlando       | 108-98    | L   | 12-34 | -1   | 15,077 | Rice.....37            | Skiles.....27           |
| 47. 2/6   | @ New Jersey    | 134-119   | W   | 13-34 | +1   | 8,944  | Douglas/Rice.....30    | Coleman.....29          |
| 48. 2/12  | CLEVELAND       | 94-78     | L   | 13-35 | -1   | 15,008 | Douglas.....29         | Dougherty.....25        |
| 49. 2/14  | DENVER          | 141-112   | W   | 14-35 | +1   | 15,008 | Kessler/Edwards.....21 | Woolridge.....20        |
| 50. 2/16  | CHARLOTTE       | 94-82     | W   | 15-35 | +2   | 15,008 | Seikaly/Douglas.....22 | Curry.....16            |
| 51. 2/19  | @ Milwaukee     | 116-90    | L   | 15-36 | -1   | 15,587 | Seikaly.....19         | Robertson.....21        |
| 52. 2/21  | @ Washington    | 104-90    | L   | 15-36 | -1   | 7,183  | Rice.....27            | Ellison.....17          |
| 53. 2/22  | PHILADELPHIA    | 103-96    | L   | 16-37 | -1   | 15,008 | Rice.....22            | Hawkins.....26          |
| 54. 2/24  | NEW YORK        | 108-92    | L   | 16-38 | -2   | 15,008 | Rice.....21            | G. Wilkins.....21       |
| 55. 2/26  | MILWAUKEE       | 119-106   | L   | 16-39 | -3   | 15,008 | Douglas/Burton.....18  | Schayes.....28          |
| 56. 2/28  | DETROIT         | 100-98    | W   | 17-39 | +1   | 15,008 | Douglas.....27         | Johnson.....32          |
| 57. 3/2   | @ Dallas        | 109-103   | W   | 18-39 | +2   | 17,007 | Douglas.....25         | Blackman.....19         |
| 58. 3/5   | L.A. CLIPPERS   | 116-113   | W   | 19-39 | +3   | 15,008 | Douglas.....27         | Harper.....31           |
| 59. 3/6   | @ Boston        | 126-117   | L   | 19-40 | -1   | 14,890 | Douglas.....27         | McHale.....31           |
| 60. 3/8   | ATLANTA         | 102-96    | L   | 19-41 | -2   | 14,908 | Douglas/Burton.....18  | Rivers.....19           |
| 61. 3/10  | NEW JERSEY      | 101-88    | W   | 20-41 | +1   | 15,008 | Douglas.....28         | Theus.....22            |
| 62. 3/12  | L.A. LAKERS     | 102-95    | L   | 20-42 | -1   | 15,008 | Douglas.....19         | Johnson/Scott.....21    |
| 63. 3/14  | @ New York      | **125-121 | L   | 20-43 | -2   | 15,514 | Douglas.....33         | G. Wilkins.....21       |
| 64. 3/15  | @ Philadelphia  | *105-103  | L   | 20-44 | -3   | 16,349 | Douglas.....28         | Barkley.....27          |
| 65. 3/17  | @ Minnesota     | 90-87     | L   | 20-45 | -4   | 19,006 | Rice.....30            | Campbell.....24         |
| 66. 3/19  | @ Milwaukee     | 101-88    | L   | 20-46 | -5   | 16,274 | Burton.....24          | Ellis.....29            |
| 67. 3/20  | @ Indiana       | 117-107   | L   | 20-47 | -6   | 8,532  | Rice.....31            | Miller.....27           |
| 68. 3/22  | SAN ANTONIO     | 97-90     | L   | 20-48 | -7   | 15,008 | Seikaly.....25         | Robinson.....28         |
| 69. 3/23  | @ Atlanta       | 108-83    | L   | 20-49 | -8   | 14,159 | Burton.....23          | Wilkins.....26          |
| 70. 3/26  | CLEVELAND       | 104-98    | W   | 21-49 | +1   | 15,008 | Edwards.....28         | Dougherty.....16        |
| 71. 3/28  | BOSTON          | 90-88     | W   | 22-49 | +2   | 15,008 | Rice.....19            | Parish.....16           |
| 72. 3/31  | HOUSTON         | 123-103   | L   | 22-50 | -1   | 15,008 | Rice.....16            | Johnson.....32          |
| 73. 4/2   | @ Sacramento    | 122-114   | L   | 22-51 | -2   | 15,008 | Douglas.....22         | Mays.....25             |
| 74. 4/3   | @ Golden State  | 127-114   | L   | 22-52 | -3   | 15,025 | Rice.....27            | Mullin.....28           |
| 75. 4/5   | @ L.A. Lakers   | 108-87    | L   | 22-53 | -4   | 15,505 | Edwards.....19         | Johnson.....20          |
| 76. 4/10  | WASHINGTON      | 112-106   | W   | 23-53 | +1   | 15,008 | Seikaly.....27         | Williams/Ellison.....19 |
| 77. 4/12  | @ Boston        | 119-109   | L   | 23-54 | -1   | 14,890 | Seikaly.....22         | Lewis.....42            |
| 78. 4/14  | @ Washington    | 101-96    | L   | 23-55 | -2   | 9,930  | Douglas.....26         | Grant.....26            |
| 79. 4/16  | @ Charlotte     | 92-87     | L   | 23-56 | -3   | 23,901 | Douglas.....23         | Curry.....19            |
| 80. 4/17  | CHICAGO         | 111-101   | L   | 23-57 | -4   | 15,008 | Seikaly.....24         | Jordan.....26           |
| 81. 4/19  | PHILADELPHIA    | 114-100   | W   | 24-57 | +1   | 15,008 | Seikaly.....35         | Hawkins.....22          |
| 82. 4/20  | @ New Jersey    | 118-103   | L   | 24-58 | -1   | 13,415 | Edwards.....18         | Blaylock.....27         |

(\*Overtime \*\*Double Overtime)

HISTORY

# FINAL 1990-1991 STATISTICS (24-58)

| PLAYER           | G         | GS       | MIN          | -FIELD GOALS- |             |             | -3-POINT FG- |            |             | -FREE THROWS- |             |             | -REBOUNDS-  |             |             |             | TO          | BLK       | PTS        | AVG         |            |             |              |
|------------------|-----------|----------|--------------|---------------|-------------|-------------|--------------|------------|-------------|---------------|-------------|-------------|-------------|-------------|-------------|-------------|-------------|-----------|------------|-------------|------------|-------------|--------------|
|                  |           |          |              | FG            | FGA         | PCT         | FG           | FGA        | PCT         | FT            | FTA         | PCT         | OFF         | DEF         | TOT         | AST         |             |           |            |             | PF         | DQ          | STL          |
| DOUGLAS          | 73        | 73       | 2562         | 532           | 1055        | .504        | 4            | 31         | .129        | 284           | 414         | .686        | 78          | 131         | 209         | 624         | 178         | 2         | 121        | 270         | 5          | 1352        | 18.5         |
| RICE             | 77        | 77       | 2646         | 550           | 1193        | .461        | 71           | 184        | .386        | 171           | 209         | .818        | 85          | 296         | 381         | 189         | 216         | 0         | 101        | 166         | 26         | 1342        | 17.4         |
| SEIKALY          | 64        | 59       | 2171         | 395           | 822         | .481        | 2            | 6          | .333        | 258           | 417         | .619        | 207         | 502         | 709         | 95          | 213         | 2         | 51         | 205         | 86         | 1050        | 16.4         |
| EDWARDS          | 79        | 16       | 2000         | 380           | 927         | .410        | 24           | 84         | .286        | 171           | 213         | .803        | 80          | 125         | 205         | 240         | 151         | 2         | 129        | 163         | 46         | 955         | 12.1         |
| BURTON           | 76        | 26       | 1928         | 341           | 773         | .441        | 4            | 30         | .133        | 229           | 293         | .782        | 111         | 151         | 262         | 107         | 275         | 6         | 72         | 144         | 24         | 915         | 12.0         |
| LONG             | 80        | 66       | 2514         | 276           | 561         | .492        | 1            | 6          | .167        | 181           | 230         | .787        | 225         | 343         | 568         | 176         | 295         | 10        | 119        | 156         | 43         | 734         | 9.2          |
| THOMPSON         | 73        | 46       | 1481         | 205           | 411         | .499        | 0            | 4          | .000        | 89            | 124         | .718        | 120         | 192         | 312         | 111         | 161         | 3         | 32         | 117         | 48         | 499         | 6.8          |
| KESSLER          | 78        | 18       | 1259         | 199           | 468         | .425        | 0            | 4          | .000        | 88            | 131         | .672        | 115         | 221         | 336         | 31          | 189         | 1         | 17         | 108         | 26         | 486         | 6.2          |
| DAVIS            | 55        | 17       | 996          | 115           | 236         | .487        | 1            | 2          | .500        | 69            | 124         | .556        | 107         | 159         | 266         | 39          | 129         | 2         | 18         | 36          | 28         | 300         | 5.5          |
| COLES            | 82        | 9        | 1355         | 162           | 393         | .412        | 6            | 34         | .176        | 71            | 95          | .747        | 56          | 97          | 153         | 232         | 149         | 0         | 65         | 98          | 12         | 401         | 4.9          |
| WAGNER           | 13        | 1        | 116          | 24            | 57          | .421        | 6            | 17         | .353        | 9             | 11          | .818        | 0           | 7           | 7           | 15          | 14          | 0         | 2          | 12          | 3          | 63          | 4.8          |
| SUNDVOLD         | 24        | 0        | 225          | 43            | 107         | .402        | 15           | 35         | .429        | 11            | 11          | 1.000       | 3           | 6           | 9           | 24          | 11          | 0         | 7          | 16          | 0          | 112         | 4.7          |
| ASKINS           | 39        | 1        | 266          | 34            | 81          | .420        | 6            | 25         | .240        | 12            | 25          | .480        | 30          | 38          | 68          | 19          | 46          | 0         | 16         | 11          | 13         | 86          | 2.2          |
| OGG              | 31        | 1        | 261          | 24            | 55          | .436        | 0            | 2          | .000        | 6             | 10          | .600        | 15          | 34          | 49          | 2           | 53          | 1         | 6          | 8           | 27         | 54          | 1.7          |
| <b>HEAT</b>      | <b>82</b> | <b>—</b> | <b>19780</b> | <b>3280</b>   | <b>7139</b> | <b>.459</b> | <b>140</b>   | <b>464</b> | <b>.302</b> | <b>1649</b>   | <b>2307</b> | <b>.715</b> | <b>1232</b> | <b>2302</b> | <b>3534</b> | <b>1904</b> | <b>2080</b> | <b>29</b> | <b>756</b> | <b>1551</b> | <b>387</b> | <b>8349</b> | <b>101.8</b> |
| <b>OPPONENTS</b> | <b>82</b> | <b>—</b> | <b>19780</b> | <b>3335</b>   | <b>6974</b> | <b>.478</b> | <b>173</b>   | <b>514</b> | <b>.337</b> | <b>1997</b>   | <b>2603</b> | <b>.767</b> | <b>1176</b> | <b>2364</b> | <b>3540</b> | <b>2006</b> | <b>1960</b> | <b>13</b> | <b>853</b> | <b>1466</b> | <b>502</b> | <b>8840</b> | <b>107.8</b> |

## TECHNICAL FOULS:

Miami-44 (Douglas-6; Davis-4; Burton-3; Rothstein-3; Kessler-1; Long-1; Rice-1; Illegal Defense-23; Delay of Game-1; Not enough players on the court-1)

Opponents-65 (Includes 23 for illegal defense)

## EJECTIONS:

Miami-2 (Burton-1; Davis-1)

Opponents-4

| PLAYER           | — SINGLE-GAME HIGHS — |           |           |           |           |           |            |              | — AVERAGE PER GAME — |             |              |             |             |              |  |  |
|------------------|-----------------------|-----------|-----------|-----------|-----------|-----------|------------|--------------|----------------------|-------------|--------------|-------------|-------------|--------------|--|--|
|                  | MIN                   | REB       | AST       | ST        | TO        | BLK       | PTS        | MIN          | REB                  | AST         | STL          | TO          | BLK         | PTS          |  |  |
| DOUGLAS          | 51                    | 7         | 16        | 5         | 8         | 1         | 42         | 35.1         | 2.9                  | 8.5         | 1.66         | 3.7         | 0.07        | 18.5         |  |  |
| RICE             | 44                    | 11        | 8         | 6         | 6         | 3         | 37         | 34.4         | 4.9                  | 2.5         | 1.31         | 2.2         | 0.34        | 17.4         |  |  |
| SEIKALY          | 53                    | 21        | 6         | 4         | 7         | 5         | 35         | 33.9         | 11.1                 | 1.5         | 0.80         | 3.2         | 1.34        | 16.4         |  |  |
| EDWARDS          | 43                    | 10        | 7         | 5         | 6         | 4         | 34         | 25.3         | 2.6                  | 3.0         | 1.65         | 2.1         | 0.58        | 12.1         |  |  |
| BURTON           | 43                    | 12        | 5         | 4         | 9         | 2         | 27         | 25.4         | 3.4                  | 1.4         | 0.95         | 1.9         | 0.32        | 12.0         |  |  |
| LONG             | 50                    | 20        | 6         | 5         | 5         | 3         | 22         | 31.4         | 7.1                  | 2.2         | 1.49         | 2.0         | 0.54        | 9.2          |  |  |
| THOMPSON         | 38                    | 15        | 5         | 4         | 5         | 3         | 20         | 20.3         | 4.3                  | 1.5         | 0.44         | 1.6         | 0.66        | 6.8          |  |  |
| KESSLER          | 40                    | 15        | 3         | 2         | 5         | 3         | 21         | 16.1         | 4.3                  | 0.4         | 0.22         | 1.4         | 0.33        | 6.2          |  |  |
| DAVIS            | 36                    | 13        | 3         | 2         | 3         | 2         | 13         | 18.1         | 4.8                  | 0.7         | 0.33         | 0.7         | 0.51        | 5.5          |  |  |
| COLES            | 41                    | 8         | 10        | 4         | 5         | 2         | 15         | 16.5         | 1.9                  | 2.8         | 0.79         | 1.2         | 0.15        | 4.9          |  |  |
| WAGNER           | 23                    | 2         | 3         | 1         | 5         | 3         | 15         | 8.9          | 0.5                  | 1.2         | 0.15         | 0.9         | 0.23        | 4.8          |  |  |
| SUNDVOLD         | 23                    | 2         | 4         | 1         | 3         | 0         | 13         | 9.4          | 0.4                  | 1.0         | 0.29         | 0.7         | 0.00        | 4.7          |  |  |
| ASKINS           | 27                    | 7         | 6         | 4         | 2         | 3         | 10         | 6.8          | 1.7                  | 0.5         | 0.41         | 0.3         | 0.33        | 2.2          |  |  |
| OGG              | 23                    | 7         | 1         | 1         | 2         | 4         | 11         | 8.4          | 1.6                  | 0.1         | 0.19         | 0.3         | 0.87        | 1.7          |  |  |
| <b>HEAT</b>      | <b>290</b>            | <b>69</b> | <b>32</b> | <b>17</b> | <b>29</b> | <b>13</b> | <b>141</b> | <b>241.2</b> | <b>43.1</b>          | <b>23.2</b> | <b>9.23</b>  | <b>18.9</b> | <b>4.72</b> | <b>101.8</b> |  |  |
| <b>OPPONENTS</b> | <b>290</b>            | <b>63</b> | <b>40</b> | <b>19</b> | <b>28</b> | <b>15</b> | <b>137</b> | <b>241.2</b> | <b>43.2</b>          | <b>24.5</b> | <b>10.40</b> | <b>17.9</b> | <b>6.12</b> | <b>107.8</b> |  |  |

# 1989-1990 SEASON

**Record:** 18-64 (5th in Atlantic Division)

**Home:** 11-30

**Road:** 7-34

**Overtime:** 2-0



**Front Row (L-R):** Rory Sparrow, Kevin Edwards, Assistant Coach Tony Fiorentino, Head Coach Ron Rothstein, Assistant Coach Dave Wohl, Sherman Douglas, Jon Sundvold.

**Back Row (L-R):** Equipment Manager John Manoogian, Strength and Conditioning Coach Bill Foran, Billy Thompson, Glen Rice, Tellis Frank, Rony Seikaly, Pat Cummings, Terry Davis, Grant Long, Scott Haffner, Trainer Ron Culp.

**Head Coach:** Ron Rothstein

**Assistant Coaches:** Dave Wohl, Tony Fiorentino

**Team Captains:** Grant Long, Rony Seikaly

## CONFERENCE RECORDS

|                 | Overall | Home | Road | Overtime |
|-----------------|---------|------|------|----------|
| <b>Eastern:</b> | 11-43   | 7-20 | 4-23 | 1-0      |
| <b>Western:</b> | 7-21    | 4-10 | 3-11 | 1-0      |

## DIVISION RECORDS

|                  | Overall | Home | Road | Overtime |
|------------------|---------|------|------|----------|
| <b>Atlantic:</b> | 4-22    | 2-11 | 2-11 | 0-0      |
| <b>Central:</b>  | 7-21    | 5-9  | 2-12 | 1-0      |
| <b>Midwest:</b>  | 4-10    | 2-5  | 2-5  | 0-0      |
| <b>Pacific:</b>  | 3-11    | 2-5  | 1-6  | 1-0      |

## RECORDS BY MONTH

|                  | Overall | Home | Road | Overtime |
|------------------|---------|------|------|----------|
| <b>November:</b> | 4-12    | 2-4  | 2-8  | 0-0      |
| <b>December:</b> | 3-11    | 1-7  | 2-4  | 1-0      |
| <b>January:</b>  | 2-13    | 1-6  | 1-7  | 0-0      |
| <b>February:</b> | 3-10    | 3-5  | 0-5  | 0-0      |
| <b>March:</b>    | 5-9     | 3-5  | 2-4  | 1-0      |
| <b>April:</b>    | 1-9     | 1-3  | 0-6  | 0-0      |

**Playoff Results:** None

**NBA Honors:** Rony Seikaly, Most Improved Player; Sherman Douglas, All-Rookie First Team; Glen Rice, All-Rookie Second Team; Rony Seikaly, NBA Player of the Week (Mar. 11, 1990)

**HEAT Honors:** Rony Seikaly, Most Valuable Player; Rory Sparrow, Leadership Award

**Home Attendance:** 615,328 (15,008 average/ 15,008 capacity); 41 sellouts

# 1989-1990 GAME BY GAME

| DATE      | OPPONENTS       | SCORE    | W/L | REC   | STRK | ATTEND | HEAT HIGH SCORER               | OPP. HIGH SCORER         |
|-----------|-----------------|----------|-----|-------|------|--------|--------------------------------|--------------------------|
| 1. 11/3   | NEW JERSEY      | 110-90   | L   | 0-1   | - 1  | 15,008 | Edwards ..... 18               | Hopson ..... 19          |
| 2. 11/4   | @ New York      | 119-99   | L   | 0-2   | - 2  | 18,212 | Davis ..... 17                 | Ewing ..... 35           |
| 3. 11/7   | @ New Jersey    | 83-77    | W   | 1-2   | + 1  | 11,998 | Frank/Seikaly ..... 14         | Hopson ..... 17          |
| 4. 11/8   | @ Philadelphia  | 115-91   | L   | 1-3   | - 1  | 10,118 | Douglas/Long/Rice ..... 15     | Barkley ..... 29         |
| 5. 11/10  | @ Indiana       | 102-98   | L   | 1-4   | - 2  | 12,453 | Seikaly ..... 20               | Fleming ..... 23         |
| 6. 11/11  | DETROIT         | 88-84    | W   | 2-4   | + 1  | 15,008 | Edwards/Seikaly ..... 21       | Thomas ..... 19          |
| 7. 11/14  | HOUSTON         | 101-89   | W   | 3-4   | + 2  | 15,008 | Edwards ..... 33               | Wiggins ..... 24         |
| 8. 11/15  | @ Detroit       | 130-84   | L   | 3-5   | - 1  | 21,454 | Frank ..... 16                 | Dumars ..... 24          |
| 9. 11/18  | @ Dallas        | 100-89   | L   | 3-6   | - 2  | 17,007 | Sundvold ..... 15              | Harper ..... 24          |
| 10. 11/19 | @ Houston       | 132-84   | L   | 3-7   | - 3  | 14,650 | Thompson ..... 21              | Wiggins ..... 26         |
| 11. 11/21 | @ Charlotte     | 98-87    | W   | 4-7   | + 1  | 23,901 | Thompson ..... 23              | Chapman ..... 28         |
| 12. 11/22 | PHILADELPHIA    | 113-103  | L   | 4-8   | - 1  | 15,008 | Douglas ..... 19               | Barkley/Hawkins ..... 20 |
| 13. 11/24 | ATLANTA         | 103-87   | L   | 4-9   | - 2  | 15,008 | Rice ..... 15                  | Wilkins ..... 35         |
| 14. 11/25 | @ Washington    | 107-88   | L   | 4-10  | - 3  | 8,524  | Thompson ..... 20              | King ..... 26            |
| 15. 11/28 | @ Orlando       | 104-99   | L   | 4-11  | - 4  | 15,077 | Seikaly ..... 19               | Cattedge ..... 26        |
| 16. 11/29 | MINNESOTA       | 105-100  | L   | 4-12  | - 5  | 15,008 | Thompson ..... 28              | Campbell ..... 31        |
| 17. 12/1  | @ New Jersey    | 101-77   | L   | 4-13  | - 6  | 10,240 | Seikaly ..... 13               | Schackelford ..... 19    |
| 18. 12/2  | CHICAGO         | 114-107  | L   | 4-14  | - 7  | 15,008 | Long ..... 21                  | Jordan ..... 36          |
| 19. 12/6  | PORTLAND        | 113-107  | L   | 4-15  | - 8  | 15,008 | Douglas ..... 19               | Dawxler/Porter ..... 26  |
| 20. 12/6  | @ Philadelphia  | 121-98   | L   | 4-16  | - 9  | 8,895  | Thompson ..... 27              | Dawkin/Hawkins ..... 24  |
| 21. 12/8  | ORLANDO         | *122-114 | W   | 5-16  | + 1  | 15,008 | Douglas ..... 31               | Cattedge ..... 33        |
| 22. 12/13 | L.A. LAKERS     | 105-75   | L   | 5-17  | - 1  | 15,008 | Thompson ..... 17              | Worthy ..... 21          |
| 23. 12/15 | @ Minnesota     | 95-84    | W   | 6-17  | + 1  | 21,899 | Seikaly ..... 20               | Campbell ..... 23        |
| 24. 12/16 | @ Milwaukee     | 99-86    | W   | 7-17  | + 2  | 15,715 | Seikaly ..... 22               | Sikma ..... 22           |
| 25. 12/19 | NEW JERSEY      | 100-98   | L   | 7-18  | - 1  | 15,008 | Seikaly ..... 30               | Hopson ..... 20          |
| 26. 12/21 | ATLANTA         | 117-115  | L   | 7-19  | - 2  | 15,008 | Rice ..... 27                  | Malone ..... 28          |
| 27. 12/23 | DENVER          | 135-104  | L   | 7-20  | - 3  | 15,008 | Sundvold ..... 15              | Adams ..... 21           |
| 28. 12/26 | NEW YORK        | 100-84   | L   | 7-21  | - 4  | 15,008 | Seikaly ..... 26               | Oakley ..... 26          |
| 29. 12/28 | @ Denver        | 132-107  | L   | 7-22  | - 5  | 11,501 | Long/Edwards/Cummings ..... 14 | English ..... 20         |
| 30. 12/30 | @ Utah          | 117-98   | L   | 7-23  | - 6  | 12,616 | Rice ..... 19                  | Malone ..... 33          |
| 31. 1/2   | @ Portland      | 119-95   | L   | 7-24  | - 7  | 12,884 | Rice ..... 16                  | Drexler ..... 25         |
| 32. 1/4   | @ Golden State  | 119-117  | L   | 7-25  | - 8  | 15,025 | Seikaly ..... 24               | Mullin/Richmond ..... 27 |
| 33. 1/5   | @ Seattle       | 140-110  | L   | 7-26  | - 9  | 9,819  | Rice ..... 27                  | Ellis ..... 26           |
| 34. 1/7   | @ L.A. Lakers   | 133-83   | L   | 7-27  | - 10 | 17,505 | Douglas ..... 21               | Johnson/Divac ..... 21   |
| 35. 1/9   | SAN ANTONIO     | 107-102  | L   | 7-28  | - 11 | 15,008 | Seikaly ..... 21               | Cummings ..... 31        |
| 36. 1/11  | WASHINGTON      | 100-89   | L   | 7-29  | - 12 | 15,008 | Seikaly ..... 25               | Malone ..... 39          |
| 37. 1/13  | BOSTON          | 105-86   | L   | 7-30  | - 13 | 15,008 | Seikaly ..... 28               | Parish ..... 30          |
| 38. 1/15  | @ Washington    | 111-105  | W   | 8-30  | + 1  | 10,921 | Rice ..... 27                  | King ..... 30            |
| 39. 1/17  | INDIANA         | 121-111  | W   | 9-30  | + 2  | 15,008 | Seikaly ..... 31               | Berson ..... 32          |
| 40. 1/19  | PHILADELPHIA    | 102-95   | L   | 9-31  | - 1  | 15,008 | Seikaly ..... 23               | Barkley ..... 32         |
| 41. 1/21  | @ Milwaukee     | 127-101  | L   | 9-32  | - 2  | 15,017 | Seikaly ..... 26               | Pierce ..... 22          |
| 42. 1/23  | PHOENIX         | 118-99   | L   | 9-33  | - 3  | 15,008 | Frank ..... 17                 | Chambers ..... 32        |
| 43. 1/24  | @ Boston        | 116-95   | L   | 9-34  | - 4  | 14,890 | Rice ..... 22                  | Parish ..... 23          |
| 44. 1/26  | @ Indiana       | 115-105  | L   | 9-35  | - 5  | 11,811 | Edwards ..... 21               | Miller ..... 34          |
| 45. 1/30  | CLEVELAND       | 106-94   | L   | 9-36  | - 6  | 15,008 | Rice ..... 19                  | Williams ..... 24        |
| 46. 2/2   | L.A. CLIPPERS   | 126-91   | W   | 10-36 | + 1  | 15,008 | Edwards ..... 29               | Smith ..... 21           |
| 47. 2/5   | @ New York      | 116-107  | L   | 10-37 | - 1  | 17,769 | Seikaly ..... 22               | Oakley/Ewing ..... 24    |
| 48. 2/6   | WASHINGTON      | 118-100  | L   | 10-38 | - 2  | 15,008 | Seikaly ..... 22               | Malone ..... 34          |
| 49. 2/8   | @ Cleveland     | 106-82   | L   | 10-39 | - 3  | 13,628 | Edwards ..... 20               | Pierce ..... 18          |
| 50. 2/13  | CHICAGO         | 107-95   | L   | 10-40 | - 4  | 15,008 | Seikaly ..... 20               | Jordan ..... 26          |
| 51. 2/16  | @ Chicago       | 119-105  | L   | 10-41 | - 5  | 18,097 | Thompson ..... 20              | Jordan ..... 26          |
| 52. 2/17  | DETROIT         | 97-79    | L   | 10-42 | - 6  | 15,008 | Frank ..... 24                 | Thomas ..... 23          |
| 53. 2/19  | @ Detroit       | 94-85    | L   | 10-43 | - 7  | 21,454 | Douglas ..... 16               | Dumars ..... 20          |
| 54. 2/21  | SEATTLE         | 92-85    | L   | 10-44 | - 8  | 15,008 | Frank/Rice ..... 17            | Barros ..... 18          |
| 55. 2/23  | NEW YORK        | 128-121  | W   | 11-44 | + 1  | 15,008 | Douglas ..... 28               | Jackson ..... 27         |
| 56. 2/25  | MILWAUKEE       | 113-108  | L   | 11-45 | - 1  | 15,008 | Douglas ..... 17               | Pierce ..... 30          |
| 57. 2/26  | @ Atlanta       | 123-114  | L   | 11-46 | - 2  | 10,647 | Seikaly ..... 26               | Wilkins ..... 36         |
| 58. 2/28  | SACRAMENTO      | 113-92   | W   | 12-46 | + 1  | 15,008 | Edwards ..... 32               | Carr ..... 20            |
| 59. 3/2   | BOSTON          | 122-110  | L   | 12-47 | - 1  | 15,008 | Seikaly ..... 25               | Bird ..... 28            |
| 60. 3/5   | UTAH            | 105-104  | W   | 13-47 | + 1  | 15,008 | Seikaly ..... 25               | Malone ..... 32          |
| 61. 3/7   | ORLANDO         | 122-105  | W   | 14-47 | + 2  | 15,008 | Seikaly ..... 31               | Theus ..... 31           |
| 62. 3/11  | NEW YORK        | 106-90   | L   | 14-48 | - 1  | 15,008 | Seikaly ..... 28               | Ewing ..... 30           |
| 63. 3/13  | @ Sacramento    | 121-97   | L   | 14-49 | - 2  | 17,014 | Rice ..... 18                  | Tisdale ..... 23         |
| 64. 3/14  | @ L.A. Clippers | *113-108 | W   | 15-49 | + 1  | 9,388  | Douglas ..... 33               | Manning ..... 28         |
| 65. 3/16  | @ Phoenix       | 129-103  | L   | 15-50 | - 1  | 14,487 | Rice ..... 18                  | Chambers ..... 36        |
| 66. 3/17  | @ San Antonio   | 111-98   | L   | 15-51 | - 2  | 14,910 | Seikaly ..... 22               | Cummings ..... 28        |
| 67. 3/20  | INDIANA         | 112-98   | L   | 15-52 | - 3  | 15,008 | Davis ..... 15                 | Schrempf ..... 29        |
| 68. 3/21  | @ Philadelphia  | 118-97   | L   | 15-53 | - 4  | 12,644 | Thompson/Frank ..... 16        | Hawkins ..... 25         |
| 69. 3/23  | DALLAS          | 106-103  | L   | 15-54 | - 5  | 15,008 | Frank ..... 24                 | Harper ..... 34          |
| 70. 3/25  | MILWAUKEE       | 105-102  | W   | 16-54 | + 1  | 15,008 | Douglas ..... 24               | Pierce ..... 31          |
| 71. 3/28  | @ Orlando       | 109-104  | W   | 17-54 | + 2  | 15,008 | Edwards ..... 25               | Green ..... 23           |
| 72. 3/30  | CLEVELAND       | 105-104  | L   | 17-55 | - 1  | 15,008 | Rice/Frank ..... 16            | Pierce ..... 26          |
| 73. 4/1   | @ Chicago       | 111-103  | L   | 17-56 | - 2  | 18,263 | Douglas ..... 27               | Jordan ..... 47          |
| 74. 4/4   | GOLDEN STATE    | 128-114  | L   | 17-57 | - 3  | 15,008 | Thompson ..... 29              | Mullin ..... 30          |
| 75. 4/7   | BOSTON          | 115-105  | L   | 17-58 | - 4  | 15,008 | Douglas ..... 22               | Bird ..... 37            |
| 76. 4/8   | @ New Jersey    | 102-101  | L   | 17-59 | - 5  | 7,821  | Douglas ..... 27               | Morris ..... 23          |
| 77. 4/12  | @ Boston        | 139-118  | L   | 17-61 | - 6  | 14,890 | Douglas ..... 37               | Bird ..... 40            |
| 78. 4/14  | @ Cleveland     | 93-85    | L   | 17-61 | - 7  | 19,132 | Rice ..... 25                  | Daugherty/Ehlo ..... 17  |
| 79. 4/16  | @ New York      | 119-102  | L   | 17-62 | - 8  | 17,590 | Long ..... 17                  | Ewing ..... 25           |
| 80. 4/18  | CHARLOTTE       | 98-91    | L   | 17-63 | - 9  | 15,008 | Rice ..... 23                  | Trippuca ..... 26        |
| 81. 4/20  | WASHINGTON      | 117-112  | W   | 18-63 | + 1  | 15,008 | Edwards ..... 28               | Eackles ..... 23         |
| 82. 4/21  | @ Atlanta       | 130-109  | L   | 18-64 | - 1  | 13,114 | Edwards ..... 21               | Wilkins ..... 36         |

(\*Overtime)

# FINAL 1989-1990 STATISTICS (18-64)

| PLAYER           | G         | GS       | MIN          | -FIELD GOALS- |             |             | -3-POINT FG- |            |             | -FREE THROWS- |             |             | -REBOUNDS-  |             |             |             | TO          | BLK       | PTS        | AVG         |            |             |              |
|------------------|-----------|----------|--------------|---------------|-------------|-------------|--------------|------------|-------------|---------------|-------------|-------------|-------------|-------------|-------------|-------------|-------------|-----------|------------|-------------|------------|-------------|--------------|
|                  |           |          |              | FG            | FGA         | PCT         | FG           | FGA        | PCT         | FT            | FTA         | PCT         | OFF         | DEF         | TOT         | AST         |             |           |            |             | PF         | DQ          | STL          |
| SEIKALY          | 74        | 72       | 2409         | 486           | 968         | .502        | 0            | 1          | .000        | 256           | 431         | .594        | 253         | 513         | 766         | 78          | 258         | 8         | 78         | 236         | 124        | 1228        | 16.6         |
| DOUGLAS          | 81        | 66       | 2470         | 463           | 938         | .494        | 5            | 31         | .161        | 224           | 326         | .687        | 70          | 136         | 206         | 619         | 187         | 0         | 145        | 246         | 10         | 1155        | 14.3         |
| RICE             | 77        | 60       | 2311         | 470           | 1071        | .439        | 17           | 69         | .246        | 91            | 124         | .734        | 100         | 252         | 352         | 138         | 198         | 1         | 67         | 113         | 27         | 1048        | 13.6         |
| EDWARDS          | 78        | 54       | 2211         | 395           | 959         | .412        | 9            | 30         | .300        | 139           | 183         | .760        | 77          | 205         | 282         | 252         | 149         | 1         | 125        | 180         | 33         | 938         | 12.0         |
| THOMPSON         | 79        | 45       | 2142         | 375           | 727         | .516        | 2            | 4          | .500        | 115           | 185         | .622        | 238         | 313         | 551         | 166         | 237         | 1         | 54         | 156         | 89         | 867         | 11.0         |
| FRANK            | 77        | 39       | 1762         | 278           | 607         | .458        | 0            | 0          | .000        | 179           | 234         | .765        | 151         | 234         | 385         | 85          | 282         | 6         | 51         | 134         | 27         | 735         | 9.5          |
| LONG             | 81        | 31       | 1856         | 257           | 532         | .483        | 0            | 3          | .000        | 172           | 241         | .714        | 156         | 246         | 402         | 96          | 300         | 11        | 91         | 139         | 38         | 686         | 8.5          |
| SUNDVOLD         | 63        | 2        | 867          | 148           | 363         | .408        | 44           | 100        | .440        | 44            | 52          | .846        | 15          | 56          | 71          | 102         | 69          | 0         | 25         | 52          | 0          | 384         | 6.1          |
| SPARROW          | 82        | 25       | 1756         | 210           | 510         | .412        | 8            | 40         | .200        | 59            | 77          | .766        | 37          | 101         | 138         | 298         | 140         | 0         | 49         | 99          | 4          | 487         | 5.9          |
| DAVIS            | 63        | 9        | 884          | 122           | 262         | .466        | 0            | 1          | .000        | 54            | 87          | .621        | 93          | 136         | 229         | 25          | 171         | 2         | 25         | 68          | 28         | 298         | 4.7          |
| CUMMINGS         | 37        | 1        | 391          | 77            | 159         | .484        | 0            | 0          | .000        | 21            | 37          | .568        | 28          | 65          | 93          | 13          | 60          | 1         | 12         | 32          | 4          | 175         | 4.7          |
| HAFFNER          | 43        | 6        | 559          | 88            | 217         | .406        | 3            | 21         | .143        | 17            | 25          | .680        | 7           | 44          | 51          | 80          | 53          | 0         | 13         | 33          | 2          | 196         | 4.6          |
| ROWINSKI         | 14        | 0        | 112          | 14            | 32          | .438        | 0            | 0          | .000        | 22            | 26          | .846        | 17          | 12          | 29          | 5           | 19          | 0         | 1          | 10          | 2          | 50          | 3.6          |
| <b>HEAT</b>      | <b>82</b> | <b>—</b> | <b>19303</b> | <b>3383</b>   | <b>7345</b> | <b>.461</b> | <b>88</b>    | <b>300</b> | <b>.293</b> | <b>1393</b>   | <b>2028</b> | <b>.687</b> | <b>1242</b> | <b>2313</b> | <b>3555</b> | <b>1957</b> | <b>2123</b> | <b>31</b> | <b>736</b> | <b>1557</b> | <b>388</b> | <b>8247</b> | <b>100.6</b> |
| <b>OPPONENTS</b> | <b>82</b> | <b>—</b> | <b>19303</b> | <b>3418</b>   | <b>7010</b> | <b>.488</b> | <b>158</b>   | <b>462</b> | <b>.342</b> | <b>2050</b>   | <b>2716</b> | <b>.755</b> | <b>1125</b> | <b>2467</b> | <b>3592</b> | <b>2076</b> | <b>1781</b> | <b>13</b> | <b>860</b> | <b>1473</b> | <b>477</b> | <b>9044</b> | <b>110.3</b> |

## TECHNICAL FOULS:

Miami-65 (Rothstein-16; Frank-4; Long-4; Douglas-3; Seikaly-3; Sparrow-2; Davis-1; Edwards-1; Sundvold-1; Wohl-1; Illegal Defense-29)

Opponents-54 (Includes 19 for illegal defense and 1 for delay of game)

## EJECTIONS:

Miami-2 (Rothstein-2)

Opponents-3

| PLAYER           | — SINGLE-GAME HIGHS — |           |           |           |           |           |            | — AVERAGE PER GAME — |             |             |              |             |             |              |
|------------------|-----------------------|-----------|-----------|-----------|-----------|-----------|------------|----------------------|-------------|-------------|--------------|-------------|-------------|--------------|
|                  | MIN                   | REB       | AST       | ST        | TO        | BLK       | PTS        | MIN                  | REB         | AST         | STL          | TO          | BLK         | PTS          |
| SEIKALY          | 42                    | 22        | 4         | 3         | 7         | 8         | 40         | 32.6                 | 10.4        | 1.1         | 1.05         | 3.2         | 1.68        | 16.6         |
| DOUGLAS          | 49                    | 7         | 17        | 6         | 10        | 1         | 37         | 30.5                 | 2.5         | 7.6         | 1.79         | 3.0         | 0.12        | 14.3         |
| RICE             | 45                    | 3         | 6         | 4         | 5         | 2         | 28         | 30.0                 | 4.6         | 1.8         | 0.87         | 1.5         | 0.35        | 13.6         |
| EDWARDS          | 48                    | 10        | 9         | 5         | 6         | 3         | 33         | 28.3                 | 3.6         | 3.2         | 1.60         | 2.3         | 0.42        | 12.0         |
| THOMPSON         | 46                    | 18        | 7         | 4         | 7         | 5         | 29         | 27.1                 | 7.0         | 2.1         | 0.68         | 2.0         | 1.13        | 11.0         |
| FRANK            | 41                    | 13        | 4         | 3         | 5         | 2         | 24         | 22.9                 | 5.0         | 1.1         | 0.66         | 1.7         | 0.35        | 9.5          |
| LONG             | 42                    | 14        | 4         | 5         | 5         | 2         | 22         | 22.9                 | 5.0         | 1.2         | 1.12         | 1.7         | 0.47        | 8.5          |
| SUNDVOLD         | 27                    | 5         | 7         | 3         | 4         | 0         | 18         | 13.8                 | 1.1         | 1.6         | 0.40         | 0.8         | 0.00        | 6.1          |
| SPARROW          | 41                    | 7         | 11        | 3         | 4         | 1         | 21         | 21.4                 | 1.7         | 3.6         | 0.60         | 1.2         | 0.05        | 5.9          |
| DAVIS            | 42                    | 16        | 3         | 2         | 3         | 3         | 18         | 14.0                 | 3.6         | 0.4         | 0.40         | 1.1         | 0.44        | 4.7          |
| CUMMINGS         | 28                    | 7         | 2         | 3         | 5         | 1         | 14         | 10.6                 | 2.5         | 0.4         | 0.32         | 0.9         | 0.11        | 4.7          |
| HAFFNER          | 35                    | 4         | 7         | 2         | 4         | 1         | 14         | 13.0                 | 1.2         | 1.9         | 0.30         | 0.8         | 0.05        | 4.6          |
| ROWINSKI         | 18                    | 7         | 1         | 1         | 2         | 1         | 11         | 8.0                  | 2.1         | 0.4         | 0.07         | 0.7         | 0.14        | 3.6          |
| <b>HEAT</b>      | <b>265</b>            | <b>62</b> | <b>35</b> | <b>16</b> | <b>29</b> | <b>15</b> | <b>128</b> | <b>240.6</b>         | <b>43.4</b> | <b>23.9</b> | <b>8.98</b>  | <b>19.0</b> | <b>4.73</b> | <b>100.6</b> |
| <b>OPPONENTS</b> | <b>265</b>            | <b>63</b> | <b>38</b> | <b>17</b> | <b>30</b> | <b>13</b> | <b>140</b> | <b>240.6</b>         | <b>43.8</b> | <b>25.3</b> | <b>10.49</b> | <b>18.0</b> | <b>5.82</b> | <b>110.3</b> |

# 1988-1989 SEASON

**Record:** 15-67 (6th in Midwest Division)

**Home:** 12-29

**Road:** 3-38

**Overtime:** 3-2



**Front Row (L-R):** Rory Sparrow, Kevin Edwards, Assistant Coach Tony Fiorentino, Head Coach Ron Rothstein, Assistant Coach Dave Wohl, Dwayne Washington, Jon Sundvold.

**Back Row (L-R):** Equipment Manager John Manoogian, Craig Neal, Billy Thompson, Sylvester Gray, John Shasky, Rony Seikaly, Pat Cummings, Scott Hastings, Grant Long, Trainer Ron Culp.

**Head Coach:** Ron Rothstein

**Assistant Coaches:** Dave Wohl, Tony Fiorentino

**Team Captains:** Scott Hastings, Rory Sparrow

## CONFERENCE RECORDS

|                 | Overall | Home | Road | Overtime |
|-----------------|---------|------|------|----------|
| <b>Eastern:</b> | 5-19    | 5-7  | 0-12 | 1-0      |
| <b>Western:</b> | 10-48   | 7-22 | 3-26 | 2-2      |

## DIVISION RECORDS

|                  | Overall | Home | Road | Overtime |
|------------------|---------|------|------|----------|
| <b>Atlantic:</b> | 3-9     | 3-3  | 0-6  | 0-0      |
| <b>Central:</b>  | 2-10    | 2-4  | 0-6  | 1-0      |
| <b>Midwest:</b>  | 6-24    | 5-10 | 1-14 | 2-1      |
| <b>Pacific:</b>  | 4-24    | 2-12 | 2-12 | 0-1      |

## RECORDS BY MONTH

|                  | Overall | Home | Road | Overtime |
|------------------|---------|------|------|----------|
| <b>November:</b> | 0-12    | 0-6  | 0-6  | 0-1      |
| <b>December:</b> | 3-12    | 2-6  | 1-6  | 0-0      |
| <b>January:</b>  | 1-13    | 1-5  | 0-8  | 1-0      |
| <b>February:</b> | 4-9     | 4-5  | 0-4  | 0-1      |
| <b>March:</b>    | 5-11    | 4-4  | 1-7  | 1-0      |
| <b>April:</b>    | 2-10    | 1-3  | 1-7  | 1-0      |

**Playoff Results:** None

**NBA Honors:** Kevin Edwards, All-Rookie Second Team

**HEAT Honors:** Grant Long, Most Valuable Player; Rory Sparrow, Leadership Award

**Home Attendance:** 612,754 (14,945 average/15,008 capacity); 35 sellouts

# 1988-1989 GAME BY GAME

| DATE      | OPPONENTS       | SCORE     | W/L | REC   | STRK | ATTEND | HEAT HIGH SCORER                | OPP. HIGH SCORER        |
|-----------|-----------------|-----------|-----|-------|------|--------|---------------------------------|-------------------------|
| 1. 11/5   | L.A. CLIPPERS   | 111-91    | L   | 0-1   | - 1  | 15,008 | Washington ..... 16             | Norman ..... 22         |
| 2. 11/8   | @ Dallas        | 92-88     | L   | 0-2   | - 2  | 16,129 | Edwards ..... 21                | Blackman ..... 20       |
| 3. 11/9   | @ San Antonio   | 117-93    | L   | 0-3   | - 3  | 9,226  | Cummings ..... 12               | W. Anderson ..... 29    |
| 4. 11/11  | HUSTON          | 121-100   | L   | 0-4   | - 4  | 15,008 | Seikaly ..... 18                | Chivous ..... 22        |
| 5. 11/15  | BOSTON          | 94-65     | L   | 0-5   | - 5  | 15,008 | Sparrow ..... 10                | McHale ..... 17         |
| 6. 11/17  | @ Houston       | 113-107   | L   | 0-6   | - 6  | 16,288 | Gray ..... 19                   | Olajuwon ..... 29       |
| 7. 11/18  | GOLDEN STATE    | **123-117 | L   | 0-7   | - 7  | 13,907 | Seikaly ..... 29                | Mullin ..... 29         |
| 8. 11/23  | L.A. LAKERS     | 138-91    | L   | 0-8   | - 8  | 15,008 | Seikaly ..... 21                | Woodridge ..... 22      |
| 9. 11/26  | @ Milwaukee     | 103-93    | L   | 0-9   | - 9  | 18,573 | Taylor ..... 21                 | Grayer ..... 18         |
| 10. 11/27 | @ Cleveland     | 109-80    | L   | 0-10  | - 10 | 9,499  | Long ..... 14                   | Harper ..... 26         |
| 11. 11/29 | @ Charlotte     | 99-84     | L   | 0-11  | - 11 | 23,388 | Washington ..... 18             | Chapman ..... 22        |
| 12. 11/30 | SAN ANTONIO     | 105-101   | L   | 0-12  | - 12 | 14,298 | Edwards ..... 24                | Robertson ..... 27      |
| 13. 12/2  | PORTLAND        | 105-102   | L   | 0-13  | - 13 | 15,008 | Sparrow ..... 24                | Drexler ..... 36        |
| 14. 12/7  | SACRAMENTO      | 96-94     | L   | 0-14  | - 14 | 15,008 | Sundvold ..... 15               | D. Smith ..... 21       |
| 15. 12/9  | DENVER          | 121-110   | L   | 0-15  | - 15 | 14,812 | Thompson ..... 22               | Adams ..... 28          |
| 16. 12/10 | @ Chicago       | 111-88    | L   | 0-16  | - 16 | 16,615 | Long ..... 14                   | Jordan ..... 38         |
| 17. 12/12 | @ Utah          | 110-94    | L   | 0-17  | - 17 | 12,444 | Seikaly ..... 19                | Malone ..... 33         |
| 18. 12/14 | @ L.A. Clippers | 89-88     | W   | 1-17  | + 1  | 7,703  | Long/Cummings/Thompson ..... 15 | Manning ..... 23        |
| 19. 12/15 | @ Sacramento    | 94-90     | L   | 1-18  | - 1  | 16,517 | Sparrow ..... 24                | K. Smith ..... 19       |
| 20. 12/17 | DALLAS          | 104-87    | L   | 1-19  | - 2  | 15,008 | Sparrow ..... 16                | Perkins ..... 16        |
| 21. 12/20 | @ Detroit       | 116-100   | L   | 1-20  | - 3  | 21,454 | Sparrow ..... 23                | Johnson ..... 22        |
| 22. 12/21 | SEATTLE         | 109-101   | L   | 1-21  | - 4  | 15,008 | Long ..... 23                   | McDaniel ..... 23       |
| 23. 12/23 | UTAH            | 101-80    | W   | 2-21  | + 1  | 15,008 | Sparrow ..... 19                | Malone ..... 32         |
| 24. 12/26 | SAN ANTONIO     | 111-109   | W   | 3-22  | + 2  | 15,008 | Sparrow ..... 28                | G. Anderson ..... 23    |
| 25. 12/27 | HOUSTON         | 101-93    | L   | 3-22  | - 1  | 15,008 | Sundvold ..... 25               | Olajuwon ..... 22       |
| 26. 12/29 | @ Seattle       | 129-99    | L   | 3-23  | - 2  | 14,794 | Sundvold ..... 23               | Ellis/McDaniel ..... 25 |
| 27. 12/30 | @ Denver        | 109-83    | L   | 3-24  | - 3  | 12,214 | Long/Sparrow ..... 18           | English ..... 24        |
| 28. 1/3   | @ Portland      | 119-95    | L   | 3-25  | - 4  | 12,848 | Long ..... 19                   | Drexler ..... 21        |
| 29. 1/4   | @ Golden State  | 109-100   | L   | 3-26  | - 5  | 12,831 | Seikaly ..... 20                | Mullin ..... 26         |
| 30. 1/6   | @ L.A. Lakers   | 118-86    | L   | 3-27  | - 6  | 17,505 | Seikaly ..... 16                | Woodridge ..... 29      |
| 31. 1/7   | @ Phoenix       | 107-99    | L   | 3-28  | - 7  | 12,288 | Edwards ..... 23                | Chambers ..... 23       |
| 32. 1/10  | UTAH            | 92-88     | L   | 3-29  | - 8  | 15,008 | Seikaly ..... 30                | Malone ..... 29         |
| 33. 1/12  | @ Washington    | 106-100   | L   | 3-30  | - 9  | 6,487  | Seikaly ..... 23                | Malone/King ..... 32    |
| 34. 1/13  | MILWAUKEE       | 107-101   | L   | 3-31  | - 10 | 15,008 | Sundvold ..... 19               | Pierce ..... 23         |
| 35. 1/15  | INDIANA         | **118-117 | W   | 4-31  | + 1  | 15,008 | Sundvold ..... 25               | Person ..... 29         |
| 36. 1/19  | CHICAGO         | 112-108   | L   | 4-32  | - 1  | 15,008 | Sparrow ..... 27                | Jordan ..... 34         |
| 37. 1/23  | @ San Antonio   | 119-101   | L   | 4-33  | - 2  | 9,404  | Long ..... 16                   | W. Anderson ..... 26    |
| 38. 1/24  | @ Houston       | 118-93    | L   | 4-34  | - 3  | 16,611 | Thompson ..... 20               | Floyd ..... 22          |
| 39. 1/26  | DENVER          | 129-108   | L   | 4-35  | - 4  | 15,008 | Thompson/Sundvold ..... 17      | English ..... 34        |
| 40. 1/29  | @ Boston        | 121-103   | L   | 4-36  | - 5  | 14,890 | Seikaly ..... 20                | McHale ..... 21         |
| 41. 1/30  | GOLDEN STATE    | 105-98    | L   | 4-37  | - 6  | 14,880 | Thompson ..... 30               | Richmond ..... 26       |
| 42. 1/32  | SEATTLE         | 100-93    | L   | 4-38  | - 7  | 14,798 | Thompson ..... 19               | Ellis ..... 30          |
| 43. 2/5   | SACRAMENTO      | 102-98    | W   | 5-38  | + 1  | 15,008 | Cummings ..... 24               | K. Smith ..... 20       |
| 44. 2/7   | @ Utah          | 97-77     | L   | 5-39  | - 2  | 12,444 | Sparrow/Long ..... 14           | Malone ..... 26         |
| 45. 2/9   | @ Denver        | 117-92    | L   | 5-40  | - 3  | 14,935 | Mitchell ..... 15               | Lever ..... 38          |
| 46. 2/14  | CLEVELAND       | 109-98    | L   | 5-41  | - 3  | 15,008 | Edwards ..... 21                | Price ..... 38          |
| 47. 2/16  | @ Dallas        | 93-80     | L   | 5-42  | - 4  | 17,007 | Edwards ..... 16                | Blackman ..... 17       |
| 48. 2/17  | CHARLOTTE       | 103-102   | W   | 6-42  | + 1  | 15,008 | Sundvold ..... 20               | Tripucka ..... 31       |
| 49. 2/19  | ATLANTA         | 124-115   | W   | 7-42  | + 2  | 15,008 | Long ..... 30                   | Wilkins ..... 25        |
| 50. 2/20  | @ New Jersey    | 117-109   | L   | 7-43  | - 1  | 4,076  | Edwards ..... 34                | Hinson ..... 24         |
| 51. 2/22  | PHILADELPHIA    | 139-108   | L   | 7-44  | - 2  | 15,008 | Sundvold ..... 26               | Barkley ..... 39        |
| 52. 2/24  | L.A. CLIPPERS   | 111-91    | W   | 8-44  | + 1  | 15,008 | Edwards ..... 22                | Benjamin ..... 19       |
| 53. 2/26  | PORTLAND        | 124-102   | L   | 8-45  | - 1  | 15,008 | Thompson ..... 25               | Drexler ..... 26        |
| 54. 2/29  | DALLAS          | *111-110  | L   | 8-46  | - 2  | 14,779 | Long ..... 24                   | Blackman ..... 27       |
| 55. 3/2   | @ New York      | 132-123   | L   | 8-47  | - 3  | 14,054 | Gray ..... 25                   | Vandeweghe ..... 23     |
| 56. 3/3   | UTAH            | 107-95    | L   | 8-48  | - 4  | 15,008 | Washington ..... 15             | Malone ..... 34         |
| 57. 3/5   | DETROIT         | 109-100   | L   | 8-49  | - 5  | 15,008 | Long ..... 26                   | Thomas/Johnson ..... 22 |
| 58. 3/8   | L.A. LAKERS     | 127-87    | L   | 8-50  | - 6  | 15,008 | Shasky ..... 18                 | Campbell ..... 19       |
| 59. 3/10  | DENVER          | **131-130 | W   | 9-50  | + 1  | 15,008 | Sparrow ..... 28                | English ..... 51        |
| 60. 3/11  | @ Atlanta       | 111-78    | L   | 9-51  | - 1  | 16,371 | Sparrow ..... 14                | Wilkins ..... 26        |
| 61. 3/13  | PHOENIX         | 112-104   | L   | 9-52  | - 2  | 15,008 | Thompson ..... 16               | K. Johnson ..... 22     |
| 62. 3/15  | @ L.A. Clippers | 109-103   | W   | 10-52 | + 1  | 9,307  | Sparrow ..... 29                | Benjamin ..... 23       |
| 63. 3/17  | @ Utah          | 118-96    | L   | 10-53 | - 1  | 12,444 | Thompson ..... 15               | Malone ..... 31         |
| 64. 3/18  | @ Denver        | 111-105   | L   | 10-54 | - 2  | 12,068 | Edwards ..... 20                | English ..... 25        |
| 65. 3/20  | @ Phoenix       | 115-97    | L   | 10-55 | - 3  | 12,315 | Long ..... 18                   | Chambers ..... 26       |
| 66. 3/22  | NEW YORK        | 107-103   | W   | 11-55 | + 1  | 15,008 | Edwards ..... 26                | Newman ..... 26         |
| 67. 3/25  | SAN ANTONIO     | 107-105   | W   | 12-55 | + 2  | 15,008 | Sundvold ..... 16               | W. Anderson ..... 30    |
| 68. 3/27  | NEW JERSEY      | 100-79    | W   | 13-55 | + 3  | 15,008 | Washington ..... 21             | McCoe/Carroll ..... 12  |
| 69. 3/29  | @ Indiana       | 96-89     | L   | 13-56 | - 1  | 8,792  | Sparrow ..... 17                | Person ..... 31         |
| 70. 3/31  | @ Philadelphia  | 114-93    | L   | 13-57 | - 2  | 14,127 | Long ..... 18                   | Barkley ..... 24        |
| 71. 4/2   | @ Dallas        | 98-86     | L   | 13-58 | - 3  | 16,846 | Edwards ..... 27                | Dantley ..... 25        |
| 72. 4/4   | @ San Antonio   | 109-87    | L   | 13-59 | - 4  | 9,736  | Edwards/Gray ..... 14           | W. Anderson ..... 22    |
| 73. 4/6   | WASHINGTON      | 101-93    | L   | 13-60 | - 5  | 15,008 | Seikaly ..... 17                | King/Williams ..... 23  |
| 74. 4/8   | HOUSTON         | *107-103  | W   | 14-60 | + 1  | 15,008 | Long ..... 30                   | Olajuwon ..... 43       |
| 75. 4/10  | @ Sacramento    | 107-89    | L   | 14-61 | - 1  | 16,517 | Seikaly ..... 18                | K. Smith ..... 23       |
| 76. 4/11  | @ Golden State  | 114-98    | L   | 14-62 | - 2  | 15,025 | Sparrow ..... 18                | Mullin ..... 25         |
| 77. 4/13  | @ Seattle       | 116-111   | L   | 14-63 | - 3  | 11,267 | Edwards ..... 23                | McDaniel ..... 35       |
| 78. 4/14  | @ Portland      | 97-86     | L   | 14-64 | - 4  | 12,880 | Edwards ..... 16                | Drexler ..... 20        |
| 79. 4/16  | @ L.A. Lakers   | 121-108   | L   | 14-65 | - 5  | 15,705 | Edwards ..... 27                | Johnson ..... 24        |
| 80. 4/18  | DALLAS          | 103-99    | L   | 14-66 | - 6  | 15,008 | Edwards ..... 25                | Dantley/Harper ..... 23 |
| 81. 4/19  | PHOENIX         | 117-91    | L   | 14-67 | - 7  | 15,008 | Edwards/Hastings ..... 17       | E. Johnson ..... 29     |
| 82. 4/22  | @ Houston       | 91-89     | W   | 15-67 | + 1  | 16,611 | Long/Edwards ..... 17           | Olajuwon ..... 19       |

(\* Overtime \*\* Double Overtime)

HISTORY

# FINAL 1988-1989 STATISTICS (15-67)

| PLAYER       | G  | GS | -FIELD GOALS- |      |      | -3-POINT FG- |     |     | -FREE THROWS- |      |      | -REBOUNDS- |      |      |      | PTS  | AVG  |    |     |      |     |      |       |
|--------------|----|----|---------------|------|------|--------------|-----|-----|---------------|------|------|------------|------|------|------|------|------|----|-----|------|-----|------|-------|
|              |    |    | FG            | FGA  | PCT  | FG           | FGA | PCT | FT            | FTA  | PCT  | OFF        | DEF  | TOT  | AST  |      |      | PF | DQ  | STL  | TO  | BLK  |       |
| EDWARDS      | 79 | 62 | 2349          | 470  | 1105 | .425         | 10  | 37  | .270          | 144  | 193  | .746       | 85   | 177  | 262  | 349  | 154  | 0  | 139 | 246  | 27  | 1094 | 13.8  |
| SPARROW      | 80 | 79 | 2613          | 444  | 982  | .452         | 18  | 74  | .243          | 94   | 107  | .879       | 55   | 161  | 216  | 429  | 168  | 0  | 103 | 204  | 17  | 1000 | 12.5  |
| LONG         | 82 | 73 | 2435          | 336  | 692  | .486         | 0   | 5   | .000          | 304  | 406  | .749       | 240  | 306  | 546  | 149  | 337  | 13 | 122 | 201  | 48  | 976  | 11.9  |
| SEIKALY      | 78 | 62 | 1962          | 333  | 744  | .448         | 1   | 4   | .250          | 181  | 354  | .511       | 204  | 345  | 549  | 55   | 258  | 8  | 46  | 200  | 96  | 848  | 10.9  |
| THOMPSON     | 79 | 58 | 2273          | 349  | 716  | .487         | 0   | 4   | .000          | 156  | 224  | .696       | 241  | 331  | 572  | 176  | 260  | 8  | 56  | 189  | 105 | 854  | 10.8  |
| SUNDVOLD     | 68 | 8  | 1338          | 307  | 675  | .455         | 48  | 92  | .522          | 47   | 57   | .825       | 18   | 69   | 87   | 137  | 78   | 0  | 27  | 87   | 1   | 709  | 10.4  |
| CUMMINGS     | 53 | 28 | 1096          | 197  | 394  | .500         | 0   | 2   | .000          | 72   | 97   | .742       | 84   | 197  | 281  | 47   | 160  | 3  | 29  | 111  | 18  | 466  | 8.8   |
| GRAY         | 55 | 15 | 1220          | 167  | 398  | .420         | 1   | 4   | .250          | 105  | 156  | .673       | 117  | 169  | 286  | 117  | 144  | 1  | 36  | 102  | 25  | 440  | 8.0   |
| WASHINGTON   | 54 | 8  | 1065          | 164  | 387  | .424         | 1   | 14  | .071          | 82   | 104  | .788       | 49   | 74   | 123  | 226  | 101  | 0  | 73  | 122  | 4   | 411  | 7.6   |
| WHEELER      | 8  | 0  | 143           | 24   | 42   | .571         | 0   | 0   | .000          | 8    | 10   | .800       | 5    | 7    | 12   | 21   | 9    | 0  | 8   | 6    | 0   | 56   | 7.0   |
| TAYLOR       | 21 | 7  | 368           | 60   | 151  | .397         | 0   | 2   | .000          | 24   | 32   | .750       | 11   | 23   | 34   | 43   | 37   | 0  | 22  | 20   | 5   | 144  | 6.9   |
| UPSHAW       | 9  | 0  | 144           | 26   | 63   | .413         | 1   | 5   | .200          | 4    | 6    | .667       | 4    | 9    | 13   | 20   | 18   | 0  | 7   | 13   | 0   | 57   | 6.3   |
| SHASKY       | 65 | 4  | 944           | 121  | 248  | .488         | 0   | 2   | .000          | 115  | 167  | .689       | 96   | 136  | 232  | 22   | 94   | 0  | 14  | 46   | 13  | 357  | 5.5   |
| MITCHELL     | 22 | 0  | 320           | 41   | 88   | .466         | 0   | 0   | .000          | 36   | 60   | .600       | 17   | 30   | 47   | 20   | 49   | 0  | 15  | 29   | 2   | 118  | 5.4   |
| HASTINGS     | 75 | 6  | 1206          | 143  | 328  | .436         | 9   | 28  | .321          | 91   | 107  | .850       | 72   | 159  | 231  | 59   | 203  | 5  | 32  | 68   | 42  | 386  | 5.1   |
| NEAL (TOT)   | 53 | 0  | 500           | 45   | 123  | .366         | 10  | 34  | .294          | 14   | 23   | .609       | 7    | 22   | 29   | 118  | 70   | 0  | 24  | 54   | 4   | 114  | 2.2   |
| NEAL (MIA)   | 32 | 0  | 341           | 34   | 88   | .386         | 8   | 25  | .320          | 13   | 21   | .619       | 4    | 14   | 18   | 86   | 46   | 0  | 15  | 40   | 4   | 89   | 2.8   |
| POPSON (TOT) | 17 | 0  | 106           | 16   | 40   | .400         | 0   | 0   | .000          | 2    | 4    | .500       | 12   | 15   | 27   | 8    | 17   | 0  | 1   | 10   | 3   | 34   | 2.0   |
| POPSON (MIA) | 7  | 0  | 38            | 5    | 15   | .333         | 0   | 0   | .000          | 1    | 2    | .500       | 7    | 4    | 11   | 2    | 8    | 0  | 0   | 4    | 1   | 11   | 1.6   |
| HEAT         | 82 | —  | 19855         | 3221 | 7116 | .453         | 97  | 298 | .326          | 1477 | 2103 | .702       | 1309 | 2211 | 3520 | 1958 | 2124 | 38 | 744 | 1728 | 408 | 8016 | 97.8  |
| OPPONENTS    | 82 | —  | 19855         | 3384 | 6928 | .488         | 148 | 432 | .343          | 2021 | 2613 | .773       | 1188 | 2366 | 3554 | 2062 | 1830 | 15 | 926 | 1543 | 533 | 8937 | 109.0 |

## TECHNICAL FOULS:

Miami-52 (Hastings-11; Rothstein-11; Washington-4; Cummings-3; Gray-2; Shasky-2; Thompson-2; Wohl-2; Long-1; Illegal Defense-14)

Opponents-36 (Includes 8 for illegal defense)

## EJECTIONS:

Miami-3 (Gray-1; Rothstein-1; Washington-1)

Opponents-2

| PLAYER       | — SINGLE-GAME HIGHS — |     |     |    |    |     |     | — AVERAGE PER GAME — |      |      |       |      |      |       |
|--------------|-----------------------|-----|-----|----|----|-----|-----|----------------------|------|------|-------|------|------|-------|
|              | MIN                   | REB | AST | ST | TO | BLK | PTS | MIN                  | REB  | AST  | STL   | TO   | BLK  | PTS   |
| EDWARDS      | 54                    | 10  | 12  | 6  | 11 | 3   | 34  | 29.7                 | 3.3  | 4.4  | 1.76  | 3.1  | 0.34 | 13.8  |
| SPARROW      | 48                    | 10  | 12  | 5  | 6  | 2   | 29  | 32.7                 | 2.7  | 5.4  | 1.29  | 2.6  | 0.21 | 12.5  |
| LONG         | 46                    | 14  | 5   | 6  | 7  | 6   | 30  | 29.7                 | 6.7  | 1.8  | 1.49  | 2.5  | 0.59 | 11.9  |
| SEIKALY      | 45                    | 16  | 6   | 4  | 8  | 6   | 30  | 25.2                 | 7.0  | 0.7  | 0.59  | 2.6  | 1.23 | 10.9  |
| THOMPSON     | 44                    | 16  | 7   | 4  | 6  | 5   | 30  | 28.8                 | 7.2  | 2.2  | 0.71  | 2.4  | 1.33 | 10.8  |
| SUNDVOLD     | 47                    | 6   | 8   | 3  | 3  | 1   | 28  | 19.7                 | 1.3  | 2.0  | 0.40  | 1.3  | 0.01 | 10.4  |
| CUMMINGS     | 39                    | 15  | 4   | 4  | 6  | 3   | 24  | 20.7                 | 5.3  | 0.9  | 0.55  | 2.1  | 0.34 | 8.8   |
| GRAY         | 43                    | 14  | 7   | 3  | 5  | 2   | 25  | 22.2                 | 5.2  | 2.1  | 0.65  | 1.9  | 0.45 | 8.0   |
| WASHINGTON   | 36                    | 11  | 12  | 5  | 6  | 1   | 21  | 19.7                 | 2.3  | 4.2  | 1.35  | 2.3  | 0.07 | 7.6   |
| WHEELER      | 28                    | 4   | 6   | 3  | 2  | 0   | 13  | 17.9                 | 1.5  | 2.6  | 1.00  | 0.8  | 0.00 | 7.0   |
| TAYLOR       | 36                    | 7   | 5   | 4  | 3  | 1   | 21  | 17.5                 | 1.6  | 2.0  | 1.05  | 1.0  | 0.24 | 6.9   |
| UPSHAW       | 30                    | 5   | 5   | 3  | 3  | 0   | 13  | 16.0                 | 1.4  | 2.2  | 0.78  | 1.4  | 0.00 | 6.3   |
| SHASKY       | 45                    | 12  | 3   | 2  | 3  | 1   | 19  | 14.5                 | 3.6  | 0.3  | 0.22  | 0.7  | 0.20 | 5.5   |
| MITCHELL     | 35                    | 6   | 5   | 4  | 4  | 1   | 15  | 14.5                 | 2.1  | 0.9  | 0.68  | 1.3  | 0.09 | 5.4   |
| HASTINGS     | 41                    | 11  | 4   | 2  | 4  | 3   | 17  | 16.1                 | 3.1  | 0.8  | 0.43  | 0.9  | 0.56 | 5.1   |
| NEAL (TOT)   | 28                    | 2   | 9   | 2  | 5  | 1   | 9   | 9.4                  | 0.5  | 2.2  | 0.45  | 1.0  | 0.08 | 2.2   |
| NEAL (MIA)   | 28                    | 2   | 9   | 2  | 4  | 1   | 9   | 9.4                  | 0.5  | 2.7  | 0.47  | 1.3  | 0.13 | 2.8   |
| POPSON (TOT) | 17                    | 4   | 2   | 1  | 3  | 2   | 8   | 6.2                  | 1.6  | 0.5  | 0.06  | 0.6  | 0.18 | 2.0   |
| POPSON (MIA) | 12                    | 4   | 2   | 0  | 1  | 1   | 4   | 5.4                  | 1.6  | 0.3  | 0.00  | 0.6  | 0.14 | 1.6   |
| HEAT         | 290                   | 62  | 36  | 19 | 35 | 11  | 131 | 242.1                | 42.9 | 23.9 | 9.07  | 21.1 | 4.98 | 97.8  |
| OPPONENTS    | 290                   | 57  | 36  | 22 | 30 | 14  | 139 | 242.1                | 43.3 | 25.1 | 11.29 | 18.8 | 6.74 | 109.0 |

# KEY DATES AND TRANSACTIONS

## 1986

- May 6** **Billy Cunningham** and theatrical producer **Zev Bufman** announced plans to bring an NBA expansion team to South Florida.
- May 29** The Miami City Commission approved plans to build an arena in Miami.
- June 9** **Cunningham** and **Bufman** formally applied for an NBA expansion franchise.
- July 30** Entertainer **Julio Iglesias** joined the ownership group.
- July 31** **Lewis Schaffel**, Vice President and Chief Operating Officer of the New Jersey Nets, resigned to officially join the ownership group.
- August 4** Ground was broken on Miami Arena.
- September 9** **Ted Arison**, owner of Carnival Cruise Lines, became a partner in the Miami effort.
- October 16** The Miami franchise selected the name HEAT from 20,000 entries. The winning entry was submitted by **Stephanie Freed**.

## 1987

- April 22** The National Basketball Association officially welcomed the Miami franchise into the NBA. Expansion franchises were also granted to Charlotte, Orlando and Minnesota. The HEAT and Charlotte began play in 1988-89 while Orlando and Minnesota started the following season.
- September 28** **Stu Inman**, Director of Player Personnel for the Milwaukee Bucks, resigned to accept a similar position with the HEAT bringing to the franchise more than 18 years of personnel experience.
- December 24** The franchise reached the NBA mandated figure of 10,000 season tickets.

## 1988

- January 19** The HEAT announced plans to televise games on SportsChannel Florida and WBFS-TV (Channel 33).
- March 2** The flaming basketball was adopted as Miami's official logo from more than 1,000 entries. **Mark Henderson** submitted the winning entry.
- March 8** The HEAT hired veteran NBA trainer **Ron Culp** to be its first Trainer/Travel Coordinator.
- May 13** The HEAT and WQAM Radio (560 AM) reached an agreement to broadcast HEAT contests.
- June 23** Miami and the Charlotte Hornets selected players from the other NBA teams in the 1988 Expansion Draft. The HEAT selected first and picked **Arvid Kramer** from the Dallas Mavericks. Miami received Dallas' 1988 first-round draft choice (**Kevin Edwards**) for not picking centers **Bill Wennington** and **Uwe Blab** or guard **Steve Alford**. Received its choice of the Lakers second-round pick in either 1991 or 1992 in exchange for not selecting center **Kareem Abdul-Jabbar**. Miami opted to take the Lakers' 1992 second-round draft choice (**Matt Geiger**). Received a second-round draft choice from Boston in 1988 (**Sylvester Gray**) for not selecting guard **Dennis Johnson**. Received Seattle's 1988 second-round draft choice (**Orlando Graham**) for not selecting guard **Danny Young**. Forward **Fred Roberts** was traded to the Milwaukee Bucks in exchange for a 1989 second-round draft choice (**Scott Haffner**). Guard **Darnell Valentine** was traded to the Cleveland Cavaliers, in exchange for the Cavs second-round pick in either 1990 or 1992.
- June 28** The HEAT participated in its first NBA Draft. Selecting ninth, Miami picks 6-11½ center **Rony Seikaly** from Syracuse University. The team also chose guard **Kevin Edwards** from DePaul University in the first round (20th overall) with the pick received from Dallas.
- July 1** Did not retain right of first refusal on forward **John Stroeder**.
- July 11** **Ron Rothstein**, an assistant from the Detroit Pistons, is chosen to be the HEAT's first head coach.
- July 26** **Sam Smith** was hired as the HEAT's play-by-play voice on Miami's radio and television simulcasts.
- July 27** Veteran NBA coach **Dave Wohl**, who had been serving as a scout for the team, and **Tony Fiorentino**, an assistant coach at Iona College, are hired by Rothstein as assistant coaches.
- July 28** Signed first-round pick **Kevin Edwards**.
- August 1** Did not exercise the option on guard **Kevin Williams**.
- August 29** Miami signed its first veteran free agent, forward/center **Pat Cummings**.
- August 31** Signed second-round pick **Grant Long**.
- September 6** **Eric Reid** was hired as the HEAT's color analyst on Miami's radio and television simulcasts.

## KEY DATES AND TRANSACTIONS

1988 continued...

- September 7** Signed first-round pick **Rony Seikaly**.
- September 30** Signed third-round pick **Nate Johnston** and center **John Shasky**, forward **Tony Karasek** and guards **Charles Bradley**, **Tony Fairly** and **Darryl Joe**.
- October 4** Signed second-round pick **Sylvester Gray**.
- October 5** The HEAT and WAQI Radio (710 AM) announced an agreement to broadcast Miami HEAT games in Spanish, joining the San Antonio Spurs and Los Angeles Lakers as the only NBA teams to have bilingual broadcasts. **Sarvelio Del Valle** and **Carlos Fournier** called the action for Miami in the first season.
- October 8** The HEAT opened its inaugural training camp on the campus of the University of Miami.
- October 12** Waived forward **Tony Karasek**.
- October 14** Miami played its first NBA exhibition game before 4,000 fans at Florida Atlantic University in Boca Raton, Florida. The HEAT was defeated by the Seattle SuperSonics, 116-107.
- October 18** Signed guard **Jamie Waller**. Waived guard **Tony Fairly** and forward **Conner Henry**.
- October 24** Waived guard **Charles Bradley** and forward **Nate Johnston**.
- November 3** Signed guard **Rory Sparrow**. Waived guards **Andre Turner** and **Darryl Joe**. Relinquished draft rights to forward **Orlando Graham**.
- November 5** Miami began regular season play in the NBA hosting the Los Angeles Clippers at Miami Arena before a sellout crowd of 15,008. The Clippers won the game, 101-80. Signed guard **Anthony Taylor**. Waived guard **Jamie Waller**.
- November 7** Placed center **Hansi Gnad** on the reserve/suspended list.
- December 4** Signed guard **Clinton Wheeler**.
- December 14** The HEAT won its first game in franchise history, defeating the Los Angeles Clippers, 89-88, at the Los Angeles Sports Arena.
- December 23** Waived guard **Clinton Wheeler**.
- December 26** Waived guard **Anthony Taylor**.
- December 31** Signed forward **Todd Mitchell** to a 10-day contract.

1989

- January 9** Signed forward **Todd Mitchell** to a second 10-day contract.
- January 11** Signed guard **Kelvin Upshaw** to a 10-day contract.
- January 14** Signed forward **Todd Mitchell** for remainder of season. Signed guard **Craig Neal** to a 10-day contract.
- January 21** Signed guard **Kelvin Upshaw** to a second 10-day contract.
- January 24** Signed guard **Craig Neal** to a second 10-day contract.
- February 3** Signed guard **Craig Neal** for remainder of season.
- February 24** Waived forward **Todd Mitchell**.
- March 22** Signed forward **Dave Popson** to a 10-day contract.
- April 2** Signed forward **Dave Popson** to a second 10-day contract.
- April 12** Signed forward **Dave Popson** for the remainder of the season.
- April 18** Guard **Rory Sparrow** recorded the first triple-double in HEAT history by scoring 24 points, dishing out 10 assists and pulling down 10 rebounds in a game against Dallas.
- May 4** Miami received its first postseason honor, when guard **Kevin Edwards** was named to the 1988-89 NBA All-Rookie Second Team.
- June 27** The HEAT selected guard/forward **Glen Rice** from the University of Michigan with the fourth pick in the NBA Draft. The HEAT also selected guard **Sherman Douglas** from Syracuse in the second round (28th overall) and guard **Scott Haffner** from Evansville in the second round (45th overall).
- July 1** Did not retain right of first refusal on guards **Craig Neal** and **Dwayne Washington** and forward **Dave Popson**.
- August 5** Signed guard **Kenny Drummond**.
- September 7** Re-signed forward/center **Pat Cummings**.
- September 28** Signed guard **Gary Massey** and forward **Terry Davis**.
- October 2** Traded Cleveland's second-round draft choice in either 1990 or 1992 (which had been acquired during 1988 Expansion Draft on June 23, 1988) to Golden State for forward **Tellis Frank**.

## KEY DATES AND TRANSACTIONS

### 1989 continued...

- October 5** Signed first-round pick **Glen Rice** and forwards **Eric Brown** and **Mark Plansky**.
- October 7** Signed second-round pick **Scott Haffner** and guard **Gerald Greene**.
- October 9** Signed second-round pick **Sherman Douglas**.
- October 11** Waived forward **Eric Brown**.
- October 16** Waived guards **Gerald Greene** and **Gary Massey**.
- October 25** Waived forward **Sylvester Gray**, center **John Shasky** and guard **Kenny Drummond**.
- November 1** **José Pañeda** was named HEAT Spanish radio voice.
- November 11** Waived forward **Mark Plansky**.

### 1990

- February 11** Miami hosted 1990 All-Star Game.
- March 1** Waived forward/center **Pat Cummings**.
- March 8** Signed forward **Jim Rowinski** for remainder of season.
- March 12** Center **Rony Seikaly** was named NBA Player of the Week for the week ending March 11, making him the first player from any of the four new expansion clubs to be accorded this honor.
- April 13** Re-signed guard **Rory Sparrow**.
- May 8** **Rony Seikaly** was named Most Improved Player in the NBA for the 1989-90 season.
- May 12** Guard **Sherman Douglas** was named to the 1989-90 All-Rookie First Team. Guard/forward **Glen Rice** is named to the second team.
- June 22** Traded its 1990 first-round selection, third overall, to the Denver Nuggets in exchange for Washington's 1990 first (**Willie Burton**) and Denver's 1990 first (**Dave Jamerson**). Denver acquired Washington's pick in a prior trade with Dallas.
- June 27** The HEAT selected guard/forward **Willie Burton** from the University of Minnesota with the ninth pick in the NBA Draft. Miami also selects guard **Dave Jamerson** from Ohio University in the first round (15th overall) and forward **Carl Herrera** from the University of Houston in the second round (30th overall). Traded the draft rights to **Dave Jamerson** and **Carl Herrera** to the Houston Rockets in exchange for the draft rights to forward/ center **Alec Kessler**. Traded guard **Rory Sparrow** to the Sacramento Kings in exchange for the draft rights to guard **Vernell "Bimbo" Coles**.
- July 1** Did not retain right of first refusal on forwards **Tellis Frank** and **Jim Rowinski**.
- August 1** The team announced that Miami HEAT games will be broadcast in Spanish on WRFM Radio (830 AM).
- August 7** Signed guard/forward **Keith Askins**.
- August 10** Waived guard **Scott Haffner**.
- August 16** Signed center **Alan Ogg**.
- August 22** Signed forward **John "Hot Rod" Williams** of the Cleveland Cavaliers, a restricted veteran free agent, to an offer sheet.
- August 23** Signed guard **Milt Wagner**.
- September 6** Cleveland matched Miami's offer sheet to **John "Hot Rod" Williams** and retained his rights.
- September 27** Signed first-round pick **Willie Burton**.
- October 2** Acquired forward **Jeff Sanders** from the Chicago Bulls in exchange for future considerations.
- October 4** Re-signed forward **Terry Davis**.
- October 5** Signed forward/center **Alec Kessler** and guard **Dwight Pernell**.
- October 8** Signed guard **Bimbo Coles**.
- October 17** Waived guard **Dwight Pernell**.
- October 30** Waived forward **Jeff Sanders**.
- December 3** Waived center **Alan Ogg**.
- December 5** Waived guard **Milt Wagner**.

# KEY DATES AND TRANSACTIONS

## 1991

- January 7** Signed center **Alan Ogg** to a 10-day contract.
- January 17** Signed center **Alan Ogg** to a second 10-day contract.
- January 27** Signed center **Alan Ogg** for remainder of the season.
- May 1** **Ron Rothstein** resigned as head coach.
- May 16** **Willie Burton** was named to the 1990-91 NBA All-Rookie Second Team.
- June 17** Atlanta Hawks assistant coach **Kevin Loughery** was hired as Miami's second head coach.
- June 21** Signed center **Rony Seikaly** to a contract extension.
- June 24** Decided to exercise the option on the Lakers second-round pick in 1992. (Pick acquired in 1988 Expansion Draft on June 23, 1988).
- June 27** The HEAT selected guard **Steve Smith** from Michigan State University with the fifth pick in the NBA Draft. Miami also selected forward **George Ackles** from UNLV in the second round (29th overall).
- July 1** Did not retain right of first refusal on forward **Terry Davis**. Did not pick up the option on forward **Billy Thompson**.
- July 16** **Bob Staak** was hired as assistant coach.
- July 26** **Eric Reid** was named HEAT play-by-play voice on Miami's radio and television simulcasts.
- August 1** **Dave Wohl** was named HEAT color analyst on Miami's radio and television simulcasts.
- September 9** **Alvin Gentry** was hired as HEAT assistant coach completing Loughery's staff.
- September 19** **Tony Fiorentino** was named scouting coordinator.
- September 24** Signed guard **Carlos Funchess**.
- October 1** Signed forwards **Richard Anderson** and **Ronnie Grandison**.
- October 3** **Al Bianchi** was hired as special assignment coach for the Miami HEAT and Phoenix Suns.
- October 4** Signed second-round pick **George Ackles** and forward **Milos Babic** and guards **Phil Henderson**, **Byron Irvin** and **Ron Moyer**.
- October 5** Signed first-round pick **Steve Smith**.
- October 6** Re-signed guard **Kevin Edwards**.
- October 7** Waived guard **Ron Moyer**.
- October 12** Waived guard **Phil Henderson**.
- October 21** Waived forward **Richard Anderson**.
- October 22** Waived forward **Ronnie Grandison**.
- October 23** Waived guard **Byron Irvin**.
- October 28** Waived forward **Milos Babic** and guard **Carlos Funchess**.
- November 4** Waived forward **George Ackles**.
- November 19** Signed forward **Milos Babic**.
- November 22** Signed guard **John Morton**.
- December 13** The Los Angeles Lakers signed Miami HEAT restricted free agent guard **Sherman Douglas** to an offer sheet.
- December 28** Miami matched the Lakers offer sheet and retained the rights to guard **Sherman Douglas**.
- December 31** Waived forward **Milos Babic**. Activated guard **Sherman Douglas**.

## 1992

- January 10** Traded guard **Sherman Douglas** to the Boston Celtics in exchange for guard **Brian Shaw**.
- April 10** Signed forward **Winston Bennett** to a 10-day contract.
- April 19** Cleveland's victory over Atlanta clinches a spot in the NBA Playoffs for Miami for the first time in franchise history. The HEAT is the first of the four new expansions teams to make the playoffs.
- April 20** **Glen Rice** was named Edge NBA Player of the Month for April.
- April 24** The Chicago Bulls hosted Miami in the HEAT's first ever playoff game. Chicago won, 113-94, at Chicago Stadium.
- April 26** Miami made its first appearance on network television. In a game telecast on NBC-TV, the HEAT loses to Chicago, 120-90, at Chicago Stadium. Dick Enberg and Magic Johnson announced the game for NBC.

## KEY DATES AND TRANSACTIONS

### 1992 continued...

- April 29** The HEAT hosted the first playoff game played at Miami Arena, losing to the Bulls, 119-114.
- May 14** **Steve Smith** was named to the 1991-92 NBA All-Rookie First Team.
- June 24** The HEAT selected guard **Harold Miner** from the University of Southern California with the 12th pick in the NBA Draft. Miami also selected forward **Isaiah Morris** from Arkansas (37th overall) and center **Matt Geiger** from Georgia Tech in the second round (42nd overall).
- July 1** Did not retain right of first refusal on guard **John Morton** and center **Alan Ogg**.
- July 23** **David Halberstam** was named the HEAT's radio voice. **Eric Reid** remains the HEAT's television play-by-play broadcaster.
- September 8** Traded a 1993 first-round pick and the draft rights to forward **Isaiah Morris** to the Detroit Pistons in exchange for forward/center **John Salley**.
- September 9** Signed forward/center **John Salley** to a contract extension.
- September 22** **Dr. Jack Ramsay** was named HEAT television color analyst.
- October 8** Signed second-round pick **Matt Geiger**, forward **George Ackles** and guard **Carlos Funchess**. Re-signed guard/forward **Keith Askins**, guard **Kevin Edwards** and center **Alan Ogg**.
- October 10** Signed first-round pick **Harold Miner**. Re-signed guard **Bimbo Coles**.
- October 19** HEAT and Chicago Bulls played a preseason game at Miami Arena to benefit the victims of Hurricane Andrew. Over \$500,000 is raised for the relief efforts.
- October 28** Waived forward **George Ackles** and guards **Carlos Funchess** and **John Morton**.
- November 4** Waived center **Alan Ogg**.
- November 14** Re-signed forward **Grant Long**.

### 1993

- January 24** **Chris Wallace** was named coordinator of scouting services.
- February 20** **Harold Miner** won the 1993 Gatorade Slam Dunk Championship at NBA All-Star Weekend.
- March 8** **Rony Seikaly** was named NBA Player of the Week, for the week of March 1-7.
- May 3** WINZ Radio (940 AM) is named the new flagship radio station of the Miami HEAT.
- June 30** The HEAT selected center **Ed Stokes** from the University of Arizona in the second round (35th overall) in the NBA Draft. Miami did not have a first-round selection as it had gone to Detroit as compensation for the John Salley trade (September 8, 1992).
- July 14** The HEAT announced that its cable games will be telecast on Sunshine Network.
- August 17** 1993 second-round pick **Ed Stokes** signs in Europe with Panionios (Greece).
- September 30** The Miami HEAT's new training facility at AMI Palmetto General Hospital opened.
- October 7** Re-signed guard/forward **Keith Askins**. Signed forwards **Gary Alexander** and **Mark Randall** and guards **Kurk Lee**, **Bennie Seltzer** and **Greg Sutton**.
- October 8** Signed guard **Jeff Martin**.
- October 12** Signed center **Manute Bol**.
- October 16** Re-signed center **Matt Geiger**.
- October 20** Waived guards **Jeff Martin** and **Bennie Seltzer**.
- October 29** Waived guard **Kurk Lee** and forward **Mark Randall**.
- November 2** Waived guard **Greg Sutton**.
- November 28** **Glen Rice** was named NBA Player of the Week for the week of November 22-28.
- December 6** Waived forward **Gary Alexander**.

### 1994

- January 25** Waived center **Manute Bol**.
- March 3** Signed guard/forward **Glen Rice** to a multi-year contract extension.
- March 9** Signed guard **Morlon Wiley** to a 10-day contract.
- April 21** The HEAT clinched its second postseason berth in three years by defeating the Atlanta Hawks, 94-89, at Miami Arena. Miami became the only one of the four new expansion teams to make the playoffs more than once.
- April 28** Miami opened the 1994 NBA Playoffs by defeating the Atlanta Hawks, 93-88, at the Omni in Atlanta. It was the HEAT's first playoff win in franchise history.

## KEY DATES AND TRANSACTIONS

### 1994 continued...

- May 3** The HEAT earned its first home playoff win with a 90-86 victory over the Hawks at Miami Arena.
- June 2** Miami signed Head Coach **Kevin Loughery** to a multi-year contract extension.
- June 29** The HEAT selected guard **Khalid Reeves** from the University of Arizona with the 12th pick in the 1994 NBA Draft. Miami also selected forward **Jeff Webster** from Oklahoma in the second round (40th overall).
- August 4-14** HEAT guard **Steve Smith** was a member of the 1994 United States gold medal winning team at the World Championship of Basketball that is held in Toronto, Canada. HEAT Trainer **Ron Culp** is one of the trainers on the United States squad.
- August 5** Re-signed center **Matt Geiger**.
- August 8** Center **Ed Stokes** signed in Europe with Stefanel Milan (Italy).
- August 12** The Miami HEAT announced that **Whit Hudson** purchased a partnership interest in the HEAT. Miami also announced that **Billy Cunningham** and **Lewis Schaffel** sold their interests in the team.
- August 23** **Ed Badger** was signed and **Alvin Gentry** was re-signed as assistant coaches on **Kevin Loughery's** staff.
- August 31** 1994 second-round draft pick **Jeff Webster** signed in Europe with Dafni (Greece).
- October 6** Re-signed guard/forward **Keith Askins**. Signed forwards **Chucky Brown** and **Andre Spencer** and guards **Ledell Eackles**, **Jerome Harmon**, **Steve Henson** and **Kevin Pritchard**.
- October 14** Waived guard **Jerome Harmon**.
- October 18** Waived forward **Andre Spencer**.
- October 31** Waived forward **Chucky Brown** and guards **Steve Henson** and **Kevin Pritchard**.
- November 1** The NBA rejected the bid for sale of the HEAT to **Whit Hudson**.
- November 2** Traded center **Rony Seikaly** to Golden State in exchange for guard/forward **Billy Owens** and the rights to guard **Sasha Danilovic**. Waived forward/center **Alec Kessler**.
- November 3** Waived guard/forward **Willie Burton**.
- November 7** Acquired forward/center **Kevin Willis** and a future first-round draft choice from the Atlanta Hawks for guard **Steve Smith**, forward **Grant Long** and a future second-round choice.
- November 9** Signed guard **Bimbo Coles** to a multi-year contract extension.
- December 29** The HEAT defeated the Los Angeles Clippers by 43 points (126-83), Miami's largest margin of victory in franchise history.

### 1995

- February 11** **Glen Rice** won the Long Distance Shootout and **Harold Miner** won his second Slam-Dunk Championship in three years at NBA All-Star Weekend. **Khalid Reeves** played in the NBA Rookie Game.
- February 13** The Arison family solidifies its control of the HEAT by purchasing Schaffel's and Cunningham's interests in the team. **Micky Arison** is named Managing General Partner.
- February 14** **Dave Wohl** was hired as Executive Vice President/Basketball Operations. **Pauline Winick** was named Executive Vice President/Business Operations. **Alvin Gentry** was named Head Coach, replacing **Kevin Loughery**.
- February 28** **Kevin Loughery** was named Vice President/Director of Player Personnel. **Bob Reinhardt** was hired as a regional scout.
- March 6** Signed guard **Kevin Pritchard** to a 10-day contract.
- March 16** Signed guard **Kevin Pritchard** to a second 10-day contract.
- March 19** Waived guard **Kevin Pritchard**.
- March 21** **Chris Wallace** was named Director of College and International Scouting.
- March 24** Signed guard **Kevin Pritchard** for remainder of the season.
- April 15** **Glen Rice** exploded for a career and franchise-high 56 points against Orlando. The 56 points were the most points scored by an NBA player during the 1994-95 season.
- April 18** Waived guard **Kevin Pritchard**.
- May 4** Announced **Alvin Gentry** would not be retained as the HEAT's head coach.
- May 5** **Tony Fiorentino** was named Director of Pro Scouting. **Ed Badger** was named regional scout.
- June 8** **Erik Spoelstra** was hired as HEAT video coordinator.

## KEY DATES AND TRANSACTIONS

### 1995 continued...

- June 14** The Atlanta Hawks elect not to send their 1995 first-round pick (16th overall) to the HEAT to complete the **Kevin Willis** for **Steve Smith** and **Grant Long** trade.
- June 15** Traded guard **Harold Miner** and the HEAT's 1995 second-round pick to the Cleveland Cavaliers (the Cavs selected **Donny Marshall**) for Cleveland's 1995 second-round pick (the HEAT selected **George Banks**) and future considerations. Signed guard **Sasha Danilovic**.
- June 24** Forward/center **John Salley** was selected by the Toronto Raptors in the 1995 Expansion Draft.
- June 28** Acquired guard **Rex Chapman** and the draft rights to guard **Terrence Rencher** from the Washington Bullets for the draft rights to center **Ed Stokes** and forward **Jeff Webster**. The HEAT selected forward **Kurt Thomas** from Texas Christian University with the 10th pick in the NBA Draft. Miami also selected forward **George Banks** from the University of Texas-El Paso in the second round (46th overall).
- September 1** The HEAT agreed to send its first-round pick, attained from Atlanta in the **Steve Smith/Grant Long** for **Kevin Willis** trade, and \$1 million to the New York Knicks for the rights to **Pat Riley**.
- September 2** **Pat Riley** was named President and Head Coach.
- September 19** **Randy Pfund** was hired as Executive Vice President, Player Personnel.
- September 20** **Scotty Robertson**, **Bob McAdoo** and **Stan Van Gundy** were hired as assistant coaches. **Jeff Bzdelik** was hired as assistant coach/scout. **Tony Fiorentino** was named assistant coach/scout.
- September 21** Re-signed guard/forward **Keith Askins** to a multi-year contract.
- October 5** Signed first-round pick **Kurt Thomas**, guards **Lazelle Durden** and **Tony Miller**, guard/forward **Bruce Bowen**, forwards **Ronnie Grandison** and **Shelton Jones**, forward/center **Stacey King** and centers **Chad Gallagher** and **Alan Ogg**.
- October 12** Waived guard/forward **Bruce Bowen**, forward **Shelton Jones** and guards **Lazelle Durden** and **Tony Miller**.
- October 25** Waived centers **Chad Gallagher** and **Alan Ogg**.
- November 3** Acquired center **Alonzo Mourning**, guard/forward **Pete Myers** and forward/center **LeRon Ellis** from Charlotte in exchange for guard/forward **Glen Rice**, guard **Khalid Reeves**, center **Matt Geiger** and a first-round draft pick.
- December 3** With a 112-94 victory at Toronto, the HEAT set a franchise record for the best start in team history with an 11-3 mark.
- December 6** **Alonzo Mourning** set a team record with nine blocks against Boston.
- December 12** Signed center/forward **Dan Schayes** to a free-agent contract.
- December 27** Waived forward/center **LeRon Ellis**.
- December 29** Signed CBA standout guard **Voshon Lenard**.

### 1996

- January 5** Waived forward **Ronnie Grandison**.
- January 10** HEAT Trainer **Ron Culp** worked his 2,000th NBA career game at Portland.
- January 16** **Kurt Thomas** was named to the Eastern Conference team for the 1996 Schick Rookie Game at the NBA's All-Star Weekend.
- January 30** **Alonzo Mourning** was named to the East team at the 1996 All-Star Game. Mourning became the first HEAT player selected as an All-Star.
- February 10** **Kurt Thomas** started for the East All-Star team in the 1996 Schick Rookie Game and scored nine points.
- February 11** **Alonzo Mourning** played 13 minutes and scored two points while grabbing one rebound in the 1996 NBA All-Star Game.
- February 12** The HEAT's new training facility at LaSalle High School opens. Signed guard **Jeff Malone** to a 10-day contract. Released guard/forward **Pete Myers**.
- February 17** The HEAT vs. Orlando Magic game was broadcast to more than one billion television viewers in five languages: English, Spanish, French, Japanese and Chinese.
- February 19** The HEAT wore its fire-engine red alternate road uniforms for the first time in its game at Cleveland.

## KEY DATES AND TRANSACTIONS

### 1996 continued...

- February 22** In one of the biggest trading days in NBA history, Miami acquired guard **Tim Hardaway** and forward/center **Chris Gatling** from Golden State for forward/center **Kevin Willis** and guard **Bimbo Coles**. Acquired forward/guard **Walt Williams** and forward **Tyrone Corbin** from Sacramento for guard/forward **Billy Owens** and forward/guard **Kevin Gamble**. Acquired guard **Tony Smith** from Phoenix for guard **Terrence Rencher**. Signed guard **Jeff Malone** to a second 10-day contract.
- March 3** Signed guard **Jeff Malone** for the remainder of the season.
- March 26** **Chris Gatling** was named NBA Player of the Week for the week of March 18-24.
- April 19** The HEAT clinched its third playoff berth in five seasons by defeating Milwaukee, 106-100, at the Bradley Center.
- June 18** Metro-Dade Commission approved plans to build a new waterfront arena in downtown Miami.
- June 26** The HEAT acquired the rights to forward **Martin Muursepp** of Estonia, who was Utah's first-round pick (25th overall). In exchange, Utah received a future HEAT first-round selection (used in 2000). Miami did not have a 1996 draft pick.
- July 17** Renounced the rights to guard **Rex Chapman**, forward **Tyrone Corbin**, forward/center **Stacey King**, guard **Jeff Malone**, center/forward **Dan Schayes**, guard **Tony Smith** and forward/guard **Walt Williams**. Signed forward **Juwan Howard**.
- July 18** Signed forward **P.J. Brown**.
- July 23** Re-signed guard **Tim Hardaway**.
- July 31** The NBA voided **Juwan Howard's** contract, sending it into arbitration.
- August 3** Trainer **Ron Culp** was the trainer for Dream Team II, which claims the gold medal at the 1996 Olympics by defeating Yugoslavia. **Sasha Danilovic** was the starting guard for Yugoslavia and earns a silver medal.
- August 10** The HEAT settled its arbitration case with the NBA, releasing **Juwan Howard** from his contract. The HEAT signed center **Alonzo Mourning** to a multi-year deal.
- August 12** Signed guard **Gary Grant**.
- August 21** Re-signed guard **Voshon Lenard**.
- August 22** Signed guard/forward **Dan Majerle**.
- September 3** **L. Jay Cross** was hired to oversee the HEAT's construction of a new arena.
- September 13** Signed forward **Martin Muursepp**.
- September 25** Signed forward **Ed Pinckney**.
- September 30** Signed forward **Ronnie Grandison**.
- October 3** Signed center **Isaac Austin**, guard/forward **James Scott**, and forward **Tony Farmer**.
- October 30** Released forward **Ronnie Grandison**.
- October 31** Signed forward **Mark Strickland**.
- November 5** Miami voters overwhelmingly approved a plan to build a new waterfront arena for the team. Dade County voters defeated a referendum that would have prohibited construction of AmericanAirlines Arena.
- November 19** **Randy Pfund** was promoted to General Manager.
- December 6** Miami-based Arquitectonica was selected as the lead architect for the new HEAT arena.
- December 30** **Tim Hardaway** was named NBA Player of the Week for the week of December 23-29.
- December 30** **Pat Riley** was named NBA Coach of the Month for December.

### 1997

- January 6** Signed guard **John Crotty** to a 10-day contract. Waived guard/forward **James Scott**.
- January 7** Waived forward **Mark Strickland**. **L. Jay Cross** was promoted to president, business operations.
- January 8** Signed guard/forward **Willie Anderson** to a 10-day contract.
- January 12** Signed forward **Mark Strickland** to a 10-day contract. Waived forward **Tony Farmer**.
- January 16** Signed guard **John Crotty** to a second 10-day contract.
- January 18** Signed guard/forward **Willie Anderson** to a second 10-day contract.
- January 22** Signed forward **Mark Strickland** to a second 10-day contract. Arquitectonica presented initial drawings of the new HEAT arena to the public at a press briefing.

# KEY DATES AND TRANSACTIONS

1997 continued...

- January 26** Signed guard **John Crotty** for the remainder of the season.
- January 28** Signed guard/forward **Willie Anderson** for the remainder of the season.
- February 1** Signed forward **Mark Strickland** to a multi-year contract. **Tim Hardaway** and **Alonzo Mourning** were selected to play in the 1997 NBA All-Star Game.
- February 9** **Tim Hardaway** scored 10 points in the 1997 NBA All-Star Game. **Alonzo Mourning** did not play due to injury (plantar fasciitis in right foot).
- February 14** The HEAT acquired forward **Jamal Mashburn** from Dallas in exchange for guard **Sasha Danilovic**, forward **Kurt Thomas** and forward **Martin Muursepp**.
- February 17** **Alonzo Mourning** was named NBA Player of the Week for the week of February 10-16.
- February 24** Signed center **Matt Fish** to a 10-day contract.
- March 6** Signed center **Matt Fish** to a second 10-day contract.
- March 7** **Tim Hardaway** scored his 10,000th career point at Washington.
- March 15** Signed center **Matt Fish** for the remainder of the season. Signed guard/forward **Bruce Bowen** to a 10-day contract.
- March 21** **Tim Hardaway** recorded his 1,000th career steal against the Los Angeles Lakers at the Miami Arena.
- March 25** Signed guard/forward **Bruce Bowen** for the remainder of the season.
- April 10** Coupled with Chicago's victory over New York that evening, the HEAT clinched its first Atlantic Division title with a 93-83 win vs. Detroit at Miami Arena.
- April 11** The Metro-Dade Commission approved a new financing and development plan.
- April 19** The HEAT ended its season with a franchise-record 61st win at Orlando, 102-88. Only 15 other teams had ever accomplished 61 wins.
- April 26** **P.J. Brown** was presented the NBA's J. Walter Kennedy Citizenship Award for his outstanding community service. The HEAT won Game 1 of the Eastern Conference Playoffs First Round vs. Orlando, 99-64, in Miami.
- April 29** **P.J. Brown** was named to the NBA All-Defensive Second Team.
- May 3** **Isaac Austin** was named the NBA Most Improved Player for 1996-97.
- May 4** The HEAT won its first playoff series with a 91-83 win vs. Orlando in Game 5 of its Opening Round series.
- May 7** Miami played its first-ever Eastern Conference Semifinal game, falling to New York, 88-79, at the Miami Arena.
- May 8** **Pat Riley** was named NBA Coach of the Year, becoming the first coach in NBA history to win Coach of the Year honors with three different franchises.
- May 9** The HEAT won its first-ever Eastern Conference Semifinal game in Game 2 vs. New York, 88-84, in Miami.
- May 18** The HEAT won its first Eastern Conference Semifinals series with a Game 7 win vs. New York, 101-90, in Miami. The HEAT became only the sixth team in NBA history to come back from a 3-1 deficit to win a playoff series.
- May 20** Miami played its first Eastern Conference Finals game, losing at Chicago, 84-77.
- May 21** **Tim Hardaway** was named to the All-NBA First Team.
- May 26** The HEAT won its first Eastern Conference Finals playoff game with an 87-80 victory against Chicago in Game 4 at Miami.
- June 25** The HEAT selected guard **Charles Smith** from the University of New Mexico with the 26th pick in the first round of the NBA Draft. Miami also took forward **Mark Sanford** from the University of Washington in the second round (31st overall).
- July 7** Signed guard **Ruben Nembhard** and forward **Patrick Savoy**.
- July 9** Re-signed guard **Voshon Lenard**.
- July 21** Signed first-round pick **Charles Smith**.
- July 24** Signed second-round pick **Mark Sanford**.
- August 6** Metro Dade mayor **Alex Penelas** and Miami Mayor **Joe Carollo** struck a deal between the two entities that cleared the way for the new arena.
- August 11** Re-signed center **Matt Fish**.
- August 12** The HEAT acquired center **Duane Causwell** from Sacramento in exchange for guard **Gary Grant**, center **Matt Fish** and a conditional 1999 second-round pick.
- August 20** The HEAT signed free agent forward **Terry Mills** to a multi-year contract.

## KEY DATES AND TRANSACTIONS

### 1997 continued...

- September 9** **Scotty Robertson** became a college scout and **Jeff Bzdelik** joined the HEAT bench as an assistant coach.
- September 10** Signed free agent guard **Eric Murdock**.
- September 16** Former HEAT player **Ed Pinckney** becomes the team's radio color analyst.
- September 17** Signed free agent guard/forward **Todd Day**.
- September 29** Signed free agent forward **Ben Davis** and free agent guard **Malcolm Huckaby**.
- October 2** Signed free agent forward **Muntrelle Dobbins**.
- October 21** The HEAT, Miami-Dade County and American Airlines reached accord on a 20-year naming rights pact for the new HEAT arena to be called AmericanAirlines Arena that was announced at a public ceremony.
- October 22** Waived guard **Ruben Nembhard** and forward **Muntrelle Dobbins**.
- October 26** Waived forwards **Patrick Savoy** and **Mark Sanford**.
- October 30** Waived forward **Ben Davis**.
- November 15** With a 96-93 win over Denver, Coach **Pat Riley** moved past **Dr. Jack Ramsay** (864) for sole possession of fifth-place on the NBA all-time wins list.
- November 22** Waived guard/forward **Todd Day**.
- December 20** HEAT and Sunshine Network reached a five-year extension on team's cable rights.
- December 23** HEAT and Silver King Broadcasting reached a five-year agreement for over-the-air TV rights; games to be carried by new WAMI-Channel 69.
- December 25** The HEAT played in its first Christmas Day game televised nationally on NBC at Chicago, but lost, 90-80.

### 1998

- January 21** Signed guard **Gerald Madkins** of the CBA's Rockford Lightning to a 10-day contract.
- January 27** The HEAT, Miami-Dade County and American Airlines hosted a joint groundbreaking ceremony for the new AmericanAirlines Arena. Waived guard **Gerald Madkins**. Signed free agent guard **Rex Walters** for the remainder of the season.
- February 1** Official start date of construction for AmericanAirlines Arena; site clearance began.
- February 8** HEAT guard **Tim Hardaway** scored 10 points at the 1998 NBA All-Star Game in Cleveland.
- February 10** Coach **Pat Riley** became the winningest coach in HEAT history when Miami defeated Cleveland, 91-81, earning HEAT victory No. 134.
- February 19** Traded center **Isaac Austin**, rookie guard **Charles Smith** and an unconditional 1998 first-round draft pick to the L.A. Clippers for guard **Brent Barry**.
- February 20** Signed center **Marty Conlon** for the remainder of the season.
- March 1** **Pat Riley** became the fifth coach to record 900 career wins (in just his 1,278th career game) with an 85-84 win at New Jersey, breaking **Red Auerbach's** all-time record of reaching the milestone in 1,360 games.
- March 2** **Pat Riley** was named the NBA Coach of the Month for February.
- March 12** Waived guard **Malcolm Huckaby**.
- March 13** Signed forward **Antonio Lang** to a 10-day contract.
- March 16** Signed forward **Antonio Lang** for the remainder of the season.
- March 29** Miami's 109-77 win over Houston in front of a sold-out crowd at Miami Arena clinched the HEAT's second consecutive Atlantic Division title.
- March 30** Center **Alonzo Mourning** was named NBA Player of the Week for the week of March 23-29.
- April 19** HEAT, the official team store of the Miami HEAT, opens at Bayside Marketplace.
- May 20** HEAT guard **Tim Hardaway** was named to the All-NBA Second Team. The HEAT announced completion of \$184.8 million private placement of bonds for financing of AmericanAirlines Arena.
- June 24** Miami selected guard **Corey Brewer** of the University of Oklahoma in the second round (51st overall) of the 1998 NBA Draft.
- September 2** Former Toronto Raptors radio announcer **Mike Inglis** was hired to call play-by-play for HEAT radio games.
- September 10** The HEAT and Clear Channel Communications reached a long-term deal for radio rights of HEAT games; NewsRadio 610-WIOD will remain flagship station for HEAT broadcasts.

# KEY DATES AND TRANSACTIONS

1999

- January 22** Re-signed guard/forward **Keith Askins**, forward **Mark Strickland**, center **Marty Conlon**, and guard **Rex Walters**. Signed free agent guard **Terry Porter**. Signed guard **Randy Livingston**, guard/forward **Adrian Griffin**, forward **Jamie Watson**, and centers **Amal McCaskill** and **Thomas Hamilton**.
- January 24** Signed free agent forward **Clarence Weatherspoon**.
- January 28** Signed free agent guard/forward **Mark Davis**.
- January 30** Waived guard/forward **Adrian Griffin** and guard **Randy Livingston**.
- February 4** Waived center **Thomas Hamilton**.
- February 14** Waived center **Amal McCaskill**. Signed free agent guard/forward **Blue Edwards** to a contract.
- February 19** Waived guard/forward **Mark Davis** and forward **Jamie Watson**.
- February 26** The HEAT and WJAN-Channel 41 reached an agreement to broadcast select Miami HEAT games in Spanish to the South Florida TV audience.
- March 15** **Alonzo Mourning** was named NBA Player of the Week for the week of March 8-14.
- April 1** **Alonzo Mourning** had six blocked shots versus Philadelphia to record his 611th block since joining Miami to surpass **Rony Seikaly** as the HEAT's all-time leading shot blocker.
- April 7** **Pat Riley** surpassed **Dick Motta** for fourth place on the all-time victory list with his 936th career win, 93-87 vs. Dallas.
- April 13** **Pat Riley** surpassed **Red Auerbach** for third place on the NBA's all-time victory list with his 939th career win, a 90-74 victory vs. Chicago.
- April 14** Guard/forward **Keith Askins** surpassed guard/forward **Glen Rice** for first place on the HEAT all-time games played list with his 479th career game played with Miami (@ Milwaukee), becoming the only undrafted player among the 29 NBA teams to lead his team in games played.
- April 22** Guard **Tim Hardaway** surpassed guard **Bimbo Coles** with his 1,947th assist as a member of the HEAT in a victory at Orlando to become Miami's all-time leader in assists. Miami clinched its sixth playoff berth in club history with 75-70 win at Orlando.
- April 27** **Pat Riley** surpassed **Bill Fitch** for second place on the NBA's all-time victory list with his 945th career win, a 95-76 victory at New Jersey.
- May 4** Following a win over Atlanta, the HEAT clinched its third consecutive Atlantic Division title and its first number one seed in the Eastern Conference Playoffs.
- May 13** Center **Alonzo Mourning** was named to the NBA's All-Defensive First Team with forward **P.J. Brown** being named to the NBA's All-Defensive Second Team.
- May 19** Center **Alonzo Mourning** was named the winner of the NBA Defensive Player of the Year Award for the 1998-99 season.
- June 8** It was announced that center **Alonzo Mourning** was named to the All-NBA First Team with guard **Tim Hardaway** receiving All-NBA Second Team honors.
- June 30** HEAT drafted forward **Tim James** in the first round (25th overall) and guard/forward **Rodney Buford** in the second round (53rd overall) of the 1999 NBA Draft.
- July 26** **Pat Riley** announced that **Marc Iavaroni** joined the HEAT coaching staff as an assistant coach and director of player development.
- August 4** Signed free agent forward/center **Otis Thorpe**.
- August 6** Signed free agent guard/forward **Mark Davis** and free agent guard **Anthony Carter**.
- August 16** Re-signed guard/forward **Dan Majerle**.
- August 18** HEAT President and Head Coach **Pat Riley** agreed to a contract extension that will keep him in Miami well into the 21st century.
- August 24** Signed first-round pick **Tim James**.
- September 1** Signed free agent center **Amal McCaskill** and forward **Harold Jamison**.
- September 16** Re-signed guard **Rex Walters**.
- September 29** Signed free agent guard **Corey Brewer** and free agent forwards **Jamie Watson** and **Jermaine Walker**.
- October 1** Signed second-round pick guard/forward **Rodney Buford**.
- October 8** The HEAT departed for Israel and prepared to play an exhibition game against Maccabi Tel Aviv.

## KEY DATES AND TRANSACTIONS

### 1999 continued...

- October 10** The HEAT toured Jerusalem, making stops to plant trees in memory of partner **Ted Arison** and visit the Western Wall.
- October 11** The HEAT defeated defending Israeli league champion Maccabi Tel Aviv, 126-91, at the Yad Eliyahu Sports Palace in Tel Aviv.
- October 18** Waived center **Amal McCaskill** and forwards **Jermaine Walker** and **Jamie Watson**.
- October 25** Waived guard **Corey Brewer**.
- October 26** Forward/center **Otis Thorpe** underwent successful surgery on his right thumb, which was broken on October 22 against the Warriors in Bakersfield, CA.
- November 1** Waived guard/forward **Keith Askins**.
- December 7** Guard/forward **Dan Majerle** scored the 10,000th point of his career in Miami's 86-76 victory at Portland.
- December 11** Center **Alonzo Mourning** scored the 10,000th point of his career in a 23-point, 10-rebound performance at Seattle.
- December 13** **Alonzo Mourning** was named NBA Player of the Week for the week of December 6-12. It marked the fifth time in his career – and fourth time with the HEAT – that he won the award.

### 2000

- January 2** HEAT played its inaugural game in the state-of-the-art AmericanAirlines Arena, beating the Orlando Magic, 111-103, in overtime.
- January 4** Center **Alonzo Mourning** was named NBA Player of the Month for December after averaging 23.9 points, 10.5 rebounds and 5.29 blocks per game.
- January 8** HEAT dedicated the media workroom in the AmericanAirlines Arena to the late **Robes Patton**, former HEAT beat writer for the *Ft. Lauderdale Sun-Sentinel*.
- February 13** Center **Alonzo Mourning** started for the Eastern Conference in the 2000 NBA All-Star Game at the Arena in Oakland. He tallied 15 points, seven rebounds, a game-high four blocks and a team-high three steals in 27 minutes as the East squad was defeated by the Western Conference All-Stars, 137-126.
- February 23** HEAT claimed guard/forward **Bruce Bowen** off waivers and waived guard **Rex Walters**.
- March 21** **Pat Riley** surpassed **Red Auerbach** for eighth place on the NBA's all-time games coached list with 1,418.
- April 10** Center **Alonzo Mourning** was named NBA Player of the Week (for week of April 3-9) for the second time during the 1999-00 season.
- April 14** With a 95-84 victory over the Orlando Magic at the AmericanAirlines Arena the HEAT captured their fourth consecutive Atlantic Division Championship. A local power outage during pre-game introductions delayed the start of the game two hours and six minutes.
- April 20** HEAT left forwards **Harold Jamison** and **Tim James** and guard **Voshon Lenard** off the playoff roster.
- April 22** The HEAT defeated Detroit, 95-85, in Game 1 of the 2000 NBA Playoffs Opening Round. The contest was the first postseason game played at the AmericanAirlines Arena.
- May 4** Center **Alonzo Mourning** was named to the NBA's All-Defensive First Team.
- May 16** Center **Alonzo Mourning** was named the winner of the NBA Defensive Player of the Year Award for the second consecutive year, becoming just the fifth player in league history to win the award in consecutive seasons.
- May 24** HEAT assistant coach **Bob McAdoo** was elected into the Naismith Memorial Basketball Hall of Fame.
- June 27** Acquired forward **Chris Gatling** and the 37th pick in the 2000 NBA Draft from Denver for guard **Voshon Lenard** and forward **Mark Strickland**.
- June 28** HEAT selected guard **Eddie House** with the 37th pick and center **Ernest Brown** with the 52nd pick in the 2000 NBA Draft.
- July 25** **L. Jay Cross** resigned as HEAT Group President, Business Operations.
- August 1** HEAT re-signs guard **Anthony Carter** and guard/forward **Bruce Bowen**.
- August 2** Acquired guard **Eddie Jones**, forward **Anthony Mason**, guard **Ricky Davis** and guard **Dale Ellis** from the Charlotte Hornets for forward **P.J. Brown**, forward **Jamal Mashburn**, forward **Tim James**, forward/center **Otis Thorpe** and guard/forward **Rodney Buford**.
- August 7** HEAT team physician **Dr. Harlan Selesnick** was named to the five-person medical staff for the 2000 Men's U.S. Olympic Basketball Team.

# KEY DATES AND TRANSACTIONS

## 2000 continued...

- August 15** Signed guard **Eddie House**.
- August 17** **Dr. Jack Ramsay** retired as television analyst for the HEAT.
- August 30** Acquired forward/center **Brian Grant** in a three-way trade with Cleveland and Portland in which Miami sent forward **Clarence Weatherspoon**, forward **Chris Gatling** and a conditional first-round draft choice to the Cavaliers; Portland sent **Brian Grant** to Miami and guard **Gary Grant** to Cleveland and the Cavaliers sent forward **Shawn Kemp** to the Trail Blazers.
- August 31** HEAT re-signs forward **Harold Jamison**.
- September 13** Signed free agent center **Todd Fuller** and free agent forward **Don MacLean**.
- September 14** Re-signed center **Duane Causwell** and signed guard/forward **Ron Hale**.
- September 25 - October 1** **Alonzo Mourning** and **Tim Hardaway** played on the USA Men's Basketball team that captured the gold medal at the Olympic Games in Sydney, Australia.
- September 28** Signed free agent guard **Rick Brunson** and signed guard/forward **Jamal Robinson**.
- September 29** Re-signed guard **Tim Hardaway**.
- October 5** HEAT signed free agent center **Mario Bennett** and free agent forward **Ike Nwankwo**.
- October 10** HEAT released center **Mario Bennett** and forward **Ike Nwankwo**.
- October 11** **Ed Pinckney**, who served as Miami's radio analyst the previous three years, was named television analyst for the HEAT replacing the retired **Dr. Jack Ramsay**.
- October 14** HEAT Assistant Coach **Bob McAdoo** was enshrined in the Naismith Memorial Basketball Hall of Fame in Springfield, MA.
- October 16** Center **Alonzo Mourning** announced he expects to miss the 2000-01 NBA season after learning he is suffering from a kidney disease (focal glomerulosclerosis).
- October 22** The HEAT released guard **Rick Brunson** and guard/forward **Ron Hale**.
- October 30** The HEAT exercised a team option on guard **Ricky Davis'** contract and released guard **Dale Ellis**.
- October 31** The HEAT signed free agent forward **A.C. Green** and released forward **Harold Jamison**.
- November 1** HEAT Head Coach **Pat Riley** became the second coach in NBA history to win 1,000 career games as Miami downed Orlando, 105-79, in the HEAT's season-opener. Riley became the quickest head coach or manager in any of the four major professional sports in North America to win 1,000 games, breaking the previous mark held by **Fred Clarke**, who managed the Pittsburgh Pirates from 1900-1915, by 63 games.
- November 11** Guard **Ricky Davis** underwent successful surgery on his right foot.
- November 14** Forward **Don MacLean** underwent successful surgery on the fifth toe of his right foot.
- November 26** HEAT acquired forward **Cedric Ceballos** from Detroit in exchange for a conditional second-round draft choice. Guard/forward **Jamal Robinson** was released.
- December 2** The HEAT defeated the Wizards, 93-90, at the MCI Center in Washington to earn **Pat Riley** his 250th win as the HEAT's head coach. Riley became just the fourth coach in NBA history to record at least 250 wins with two different teams.

## 2001

- January 3** **Pat Riley** was named the IBM Coach of the Month for the month of December after guiding the HEAT to a 12-5 record in December. This marked an NBA-record ninth time in his career Riley won Coach of the Month honors, the third time he won the award with the HEAT.
- January 13** Guard **Tim Hardaway** became Miami's all-time leader in three-point field goals made when he hit his 709th trey as a member of the HEAT with 1:31 left in the third quarter at Indiana, to surpass guard/forward **Glen Rice**.
- January 25** **Eric Woolworth** was named President of The HEAT Group's Business Operations.
- January 30** Forward **Anthony Mason** was selected as a reserve for the 2001 Eastern Conference All-Star team. At 34 years and two months old, Mason became the second oldest first-time All-Star in NBA history, just a month younger than Nat "Sweetwater" Clifton was in 1957.
- February 2** Miami recorded a 91-80 victory over the Hawks in Atlanta. The game was the 1,000th in HEAT regular season history. Trainer **Ron Culp** was the only member of the organization to be present at all 1,000 games.
- February 6** HEAT team physician **Dr. Harlan Selesnick** was selected the team physician for the Western Conference All-Stars for the 2001 NBA All-Star Game.

## KEY DATES AND TRANSACTIONS

2001 continued...

- February 11** Forward **Anthony Mason** became just the second HEAT player to start an NBA All-Star Game. Mason started in place of an injured **Grant Hill** and although he went scoreless he finished with four rebounds, one assist and one steal in 20 minutes as the Eastern Conference All-Stars defeated the Western Conference All-Stars, 111-110, at the MCI Center in Washington.
- March 27** Center **Alonzo Mourning**, who was expected to miss the entire 2000-01 season due to a kidney disease (focal glomerulosclerosis), announced he would return for the remainder of the regular season and postseason after missing the first 69 games of the season. Toronto defeated Miami, 88-83, at the AmericanAirlines Arena as Mourning scored nine points and grabbed six rebounds in 19 minutes in his 2000-01 season debut.
- April 11** With 1:33 remaining in the fourth quarter of Miami's 102-97 win at Boston, center **Alonzo Mourning** blocked an **Antoine Walker** shot attempt. The block was Mourning's 1,000th as a member of the HEAT.
- April 18** Forward **A.C. Green** scored 19 points and grabbed 14 rebounds in Miami's 103-91 win at Orlando to record his 300th career double-double. The game marked the final game of Green's 16-year NBA career and ended his NBA-record consecutive games played streak at 1,192.
- April 19** The HEAT left guard **Ricky Davis**, forward **Don MacLean** and center **Todd Fuller** off the playoff roster.
- May 2** Forward **Bruce Bowen** was named a member of the 2000-01 NBA All-Defensive Second Team.
- May 3** Forward **Don MacLean** underwent successful surgery performed on his left quadriceps tendon.
- May 9** Guard **Eddie Jones** underwent successful surgery on his left shoulder.
- May 22** Center **Alonzo Mourning** was named a second team selection on the NBA All-Interview team for the 2000-01 season.
- June 20** Forward **Don MacLean** exercised an option to extend his contract for the 2001-02 season.
- June 27** The HEAT selected Ohio State University center **Ken Johnson** with the 49th pick of the 2001 NBA Draft.
- June 29** Guard **Ricky Davis** underwent successful surgery to repair a fractured right foot.
- July 19** The HEAT re-signed guard **Anthony Carter**.
- July 20** The HEAT signed free agent forward **Malik Allen** and free agent guard **Mike James**.
- July 28** The HEAT signed free agent forward **LaPhonso Ellis**.
- August 5** The HEAT signed free agent guard/forward **Kendall Gill**.
- August 13** The HEAT announced a three-year television deal with WFOR (Channel 4) and UPN 33 to air games locally.
- August 22** The HEAT traded guard **Tim Hardaway** to Dallas in a sign-and-trade deal in which they acquired a second-round draft choice in either 2003 or 2004 and a trade exception.
- August 24** Signed free agent forward **Tang Hamilton**.
- September 14** Signed free agent guard/forward **Sam Mack**.
- September 24** Signed free agent guard/forward **Rodney Buford**.
- October 1** Signed free agent forward/center **Sean Marks**, free agent center **Loren Meyer**, and free agent guard **Geno Carlisle**.
- October 1** Acquired the draft rights to forward **Sean Lampley** from Chicago for a conditional second-round draft choice.
- October 2** Signed free agent center **Vladimir Stepania**.
- October 9** The HEAT released guard **Geno Carlisle** and center **Loren Meyer**.
- October 13** The HEAT signed free agent forward **Kimani Ffriend**.
- October 22** The HEAT signed free agent guard **Rod Strickland**.
- October 25** The HEAT released guard/forward **Rodney Buford**, forward **Kimani Ffriend** and guard **Mike James**.
- October 26** The HEAT acquired forward/center **Chris Gatling** in a three-team sign-and-trade with Cleveland and Toronto. Miami received **Gatling** from Cleveland, Cleveland received guard **Ricky Davis** from Miami and forward **Brian Skinner** from Toronto, and Toronto received forward **Don MacLean** from Miami.
- October 29** The HEAT released forward **Sean Lampley**.

## KEY DATES AND TRANSACTIONS

### 2001 continued...

- November 6** The HEAT defeated Seattle, 87-85 in overtime, at the AmericanAirlines Arena to record the 500th win in franchise history.
- November 9** Guard/forward **Kendall Gill** underwent successful surgery to repair a fractured left pinky.
- November 30** A then record crowd of 20,118 attended the HEAT's home game against the Washington Wizards in the AmericanAirlines Arena. The game marked **Michael Jordan's** first game back in Miami after his retirement on Jan. 13, 1999.
- December 2** The HEAT signed free agent guard **Jim Jackson** and released forward **Tang Hamilton**.
- December 12** Center **Alonzo Mourning** moved into 15th place on the NBA's all-time blocked shots list, surpassing **Moses Malone**, when he blocked a **Brendan Haywood** attempt with 8:13 left in the second quarter at the MCI Center in Washington. The block is the 1,734th of **Mourning's** career.
- December 13** The HEAT released forward **Sam Mack**.
- December 18** The HEAT signed guard **Mike James**.

### 2002

- January 7** HEAT guard **Eddie Jones** was named NBA Eastern Conference Player of the Week for the week ending Jan. 6.
- January 10** Guard **Anthony Carter** underwent successful surgery to repair a sports hernia.
- January 10** Guard **Jim Jackson** became the 233rd player in NBA history to score his 10,000th career point when he accomplished the feat with 6:14 remaining in the first quarter of Miami's game against Portland.
- January 22** Guard **Rod Strickland** moved into sole possession of seventh place on the NBA's all-time assists list, surpassing **Lenny Wilkens**, with his first assist of the night and 7:21<sup>nd</sup> of his career with 8:54 remaining in the opening quarter of Miami's 92-79 home victory over Chicago.
- January 29** Center **Alonzo Mourning** was selected as a reserve for the 2002 Eastern Conference All-Star team. This marked the seventh time in Mourning's career he has been named an NBA All-Star and the fifth time as a member of the HEAT.
- February 10** Center **Alonzo Mourning** hit six of his seven field goal attempts at the All-Star Game in Philadelphia and finished with 13 points, three rebounds, two assists and two blocks in 16 minutes as the Eastern Conference All-Stars were defeated by the Western Conference All-Stars, 135-120.
- February 13** Radio announcer **José Pañeda** broadcast his 1,000th HEAT game in Spanish as Miami defeated the Magic, 112-95 at the AmericanAirlines Arena. Pañeda, who broadcast every HEAT regular season game beginning with the 1989-90 season, has broadcast more NBA games in Spanish than any other announcer in league history.
- March 15** Television play-by-play announcer **Eric Reid**, who has been with the HEAT since its inaugural season, broadcast his 1,000th HEAT regular season game as the Nets defeated Miami, 97-78, at the Continental Airlines Arena in New Jersey.
- March 19** The Philadelphia 76ers defeated the HEAT, 91-79, before a sellout crowd of 16,500 in the 100th regular season game played at the AmericanAirlines Arena.
- March 23** Guard **Rod Strickland** moved past **Maurice Cheeks** into sixth place on the NBA's all-time assist list in the HEAT's contest at San Antonio with his third assist of the game and 7:39<sup>rd</sup> of his career with 2.8 seconds remaining in the second quarter.
- March 31** Trainer **Ron Culp** worked the 2,500th game of his career as the Pacers defeated the HEAT at Conseco Fieldhouse.
- April 3** The HEAT's **LaPhonso Ellis** was named the winner of the NBA's 2001-02 Atlantic Division Sportsmanship Award, designed to honor a player who best represents the ideals of sportsmanship on the court. This marked the second time in his career that Ellis had been named a divisional award winner and the first time a HEAT player has received the honor.
- May 2** The HEAT's **Alonzo Mourning** was named the recipient of the NBA's 2001-02 J. Walter Kennedy Citizenship Award for his outstanding community service.
- June 7** Assistant Coach/Director of Player Development **Marc Iavaroni** resigned to become an assistant coach for the Phoenix Suns.
- June 26** The HEAT selected University of Connecticut forward **Caron Butler** with the 10th pick of the 2002 NBA Draft and La Salle University forward **Rasual Butler** with the 53rd pick of the 2002 NBA Draft.

## KEY DATES AND TRANSACTIONS

### 2002 continued...

- July 3** The HEAT signed forward **Caron Butler**.
- August 6** The HEAT re-signed free agent center **Vladimir Stepania**.
- August 14** The HEAT signed forward **Rasual Butler**.
- August 15** The HEAT signed free agent guard **Luke Recker**.
- September 5** The HEAT signed free agent guard **Travis Best**.
- September 12** The HEAT announced due to a drop in his body chemistry levels, center **Alonzo Mourning** would be out indefinitely.
- September 25** The HEAT re-signed guard **Eddie House**.
- September 26** The HEAT signed center **Ken Johnson** and free agent guard **Khalid El-Amin**.
- September 30** The HEAT signed free agent forward **Sean Lampley**.
- October 10** The HEAT announced former NBA head coach and current TNT NBA analyst **Mike Fratello** joined its television broadcast team to provide analysis for 60 games during the 2002-03 season. The team also announced **Ed Pinckney** would serve as the team's color analyst for the remaining 22 television broadcasts and take a new role within the organization as Team Mentor. Pinckney would also provide analysis for home radio broadcasts when he is not working on the television broadcast.
- October 14** Released guard **Khalid El-Amin**.
- October 24** Released center **Ernest Brown**.
- October 28** Released guard **Luke Recker** and placed center **Alonzo Mourning** (focal glomerulosclerosis) on the injured list.
- November 14** Center/forward **Sean Marks** underwent successful surgery at Cedar's Hospital. Marks had a plantar fascia release of his right foot performed by HEAT physician **Dr. James Losito**.
- December 2** HEAT forward **Caron Butler** was named the NBA Eastern Conference Rookie of the Month for the month of November. Butler became the first HEAT rookie to ever capture NBA Rookie of the Month honors.

### 2003

- January 16** HEAT forward **Caron Butler** was selected to play in the got milk? NBA Rookie Challenge during NBA All-Star Weekend in Atlanta.
- January 22** The HEAT defeated Phoenix, 92-85, at the AmericanAirlines Arena to earn **Pat Riley** his 1,100th career victory.
- January 31** HEAT guard **Eddie Jones** scored his 10,000th career point on a three-point field goal with 11:39 remaining in the fourth quarter at Philadelphia.
- February 2** HEAT forward **Caron Butler** was named the NBA Eastern Conference Rookie of the Month for the month of January, marking the second time he captured Rookie of the Month honors.
- February 8** HEAT forward **Caron Butler** started for the first-year players in the got milk? Rookie Challenge at All-Star Weekend at the Phillips Arena in Atlanta and scored a team-high 23 points on 10-18 shooting while adding seven assists, four rebounds and a team-high four steals in a game-high 32 minutes.
- March 3** HEAT forward **Caron Butler** was named the NBA Eastern Conference Rookie of the Month for the third time.
- March 7** The HEAT eclipsed the 9,000,000 mark in all-time home attendance as a sellout crowd of 16,500 attended Miami's game against the Dallas Mavericks at the AmericanAirlines Arena.
- March 11** Miami defeated the Cavaliers, 77-75, at Gund Arena in Cleveland to earn **Pat Riley** his 350th victory as coach of the HEAT. With the victory, Riley became the only coach in NBA history to register at least 350 coaching victories with two different franchises. Previously he had recorded 533 victories while guiding the Lakers from 1981-90.
- April 1** HEAT forward **Caron Butler** was named the NBA Eastern Conference Rookie of the Month for the fourth time in the 2002-03 season and third consecutive month. Butler joined **Tim Duncan** (1997-98); **Shaquille O'Neal** (1992-93); **David Robinson** (1989-90); **Ralph Sampson** (1983-84) and **Terry Cummings** (1982-83) as the only players in NBA history to capture four-or-more Rookie of the Month honors since the league began the award in the 1981-82 season.

# KEY DATES AND TRANSACTIONS

2003 continued...

- April 11** A sellout crowd of 20,152 attended **Michael Jordan's** final game in Miami. Prior to the game during a tribute to Jordan, HEAT President and Head Coach **Pat Riley** announced the HEAT was retiring number 23 in honor of Jordan. The number 23 is the first and only number to be retired in franchise history. With his 17th point of the evening, a jumper with 6:59 left in the second quarter, Jordan assured himself of finishing his NBA career with the highest single-game scoring average in league history. With his first point in the game, a jumper with 1:29 left in the first quarter, **Caron Butler** broke the HEAT rookie scoring record (1,155) which had been held by **Sherman Douglas**.
- April 24** HEAT forward **Caron Butler** finished third in the Rookie of the Year balloting, becoming the first HEAT rookie to ever receive a Rookie of the Year vote. Butler finished with 13 first-place votes, nine second-place votes and 87 third-place votes for a total of 179 points in the voting of 117 media members. The 13 first-place votes were the most by a third-place finisher since **Shareef Abdur-Rahim** garnered 25 in the 1996-97 Rookie of the Year voting.
- May 7** HEAT forward **Caron Butler** was selected as a member of the 2002-03 NBA All-Rookie First Team. Butler became only the third HEAT player to earn All-Rookie First Team honors after receiving 55 points and 27 first-team votes in a vote of the league's 28 head coaches. Butler, who was named on all 28 ballots, was one point shy of being Miami's first unanimous First Team selection.
- June 9** HEAT team physician **Dr. Harlan Selesnick** was elected the 2002-03 NBA Physician of the Year by the National Basketball Trainers Association at the Chicago Pre-Draft Camp.
- June 26** The HEAT selected guard **Dwyane Wade** from Marquette University with the fifth pick of the 2003 NBA Draft and selected forward **Jerome Beasley** from the University of North Dakota in the second round with the 33rd pick.
- June 30** The HEAT requested waivers on forward **LaPhonso Ellis**.
- June 30** The HEAT picked up the contract options on forwards **Rasual Butler** and **Sean Lampley**. The club also made a qualifying offer to forward **Malik Allen** making him a restricted free agent. The HEAT did not extend qualifying offers to guards **Eddie House** and **Mike James**, making them unrestricted free agents.
- July 16** The HEAT signed restricted free agent forward **Elton Brand** to an offer sheet. Unrestricted free agent center **Alonzo Mourning** signed with the New Jersey Nets, leaving Miami after eight seasons as the team's all-time leader in field goal percentage, blocked shots and free throws made.
- July 22** The Clippers matched Miami's offer sheet to restricted free agent forward **Elton Brand** and retained his rights.
- August 1** The HEAT signed free agent forward **Samaki Walker**.
- August 6** The HEAT signed free agent forward **Udonis Haslem**.
- August 8** The HEAT signed free agent forward **John Wallace** and free agent center **Loren Woods**.
- August 11** The HEAT signed restricted free agent forward **Lamar Odom** to an offer sheet.
- August 19** The HEAT signed guard **Dwyane Wade**.
- August 27** The HEAT signed free agent forward **Lamar Odom** after the Los Angeles Clippers declined to match the offer sheet.
- September 4** The HEAT signed free agent guard **Rafer Alston** and forward **Jerome Beasley**.
- September 10** The HEAT re-signed forward **Malik Allen**.
- September 23** The HEAT signed free agent guard **Bimbo Coles**.
- September 29** The HEAT signed free agent center **Isaac Austin** and free agent guard **Joe Crispin**.
- September 30** The HEAT signed free agent forward/center **Cherokee Parks**.
- October 1** The HEAT and Clear Channel Communications agreed to a new five-year radio rights deal with NewsRadio 610-WIOD remaining the flagship station for HEAT broadcasts.
- October 4** Forward **Caron Butler** underwent successful arthroscopic surgery on his left knee. The 90-minute procedure was performed by HEAT team physician **Dr. Harlan Selesnick** at HealthSouth Doctors Hospital.
- October 15** Released guard **Joe Crispin**.
- October 20** Released center **Isaac Austin**.
- October 24** HEAT President and Head Coach **Pat Riley** announced he decided to step down as head coach of the Miami HEAT, but would continue to serve as team President. HEAT Managing General Partner **Micky Arison** and Riley jointly announced that Assistant Head Coach **Stan Van Gundy** was promoted to head coach, becoming the fifth head coach in HEAT history.

## KEY DATES AND TRANSACTIONS

### 2003 continued...

- October 27** Released forward/center **Cherokee Parks** and forward **Sean Lampley**.
- October 28** Guard **Dwyane Wade** became the youngest player (21 years old) to start an Opening Night game for the HEAT and **Stan Van Gundy** made his head coaching debut in an 89-74 loss at Philadelphia.
- November 3** The HEAT signed free agent guard **Kirk Penney**.
- November 6** Forward **Malik Allen** underwent successful bone spur surgery on his right foot at Mercy Hospital. The surgery was performed by HEAT team physician **Dr. James Losito**.
- November 7** The HEAT signed free agent forward **Tyrone Hill** and released guard **Kirk Penney**.
- November 11** For just the second time in league history brothers opposed one another as NBA head coaches as **Jeff Van Gundy** led his Houston Rockets to a 90-70 victory at the Toyota Center in Houston over older brother **Stan Van Gundy** and the HEAT. **Stan Van Gundy** and the HEAT would get revenge in the next meeting on Jan. 26, 2004, a 95-81 HEAT win in Miami. The only previous NBA match-up where brothers opposed one another as head coaches was in 1977 when **Larry Brown** (Denver) and **Herb Brown** (Detroit) coached against each other.
- November 12** The HEAT defeated the Cleveland Cavaliers, 88-83, in **LeBron James'** first visit to Miami and earned Head Coach **Stan Van Gundy** his first career victory.
- November 14** Guard **Eddie Jones** hit his 1,000th career three-point field goal in Miami's 105-101 overtime victory over the Washington Wizards at the AmericanAirlines Arena.
- November 25** The HEAT announced it hired **Brian Hecker** as Scouting Information Coordinator.
- December 1** The HEAT signed free agent center **Wang Zhi-Zhi** and released forward **Tyrone Hill**.

### 2004

- January 19** Forward **Samaki Walker** underwent successful surgery to remove bone spurs from his right ankle. The surgery was performed by HEAT team physician **Dr. Harlan Selesnick** at Baptist Hospital.
- January 20** Forward **Udonis Haslem** set a HEAT rookie single-game record, pulling down a career-high 17 rebounds in a loss to the Celtics at the AmericanAirlines Arena.
- January 28** Guard **Dwyane Wade** and forward **Udonis Haslem** were selected to play in the got milk? Rookie Challenge during All-Star Weekend in Los Angeles. Wade and Haslem were two of the nine rookies selected to appear against a team of nine second-year players. They were selected by a panel of 11 former NBA players and coaches who were currently working as broadcasters in the league.
- February 13** Guard **Dwyane Wade** started for the Rookies in the got milk? Rookie Challenge at All-Star Weekend at the STAPLES Center in Los Angeles and finished with 22 points, four assists and three rebounds in 27 minutes while shooting 11-16 from the floor. Forward **Udonis Haslem** came off the bench for the first-year players and totaled nine points, three rebounds, a game-high three steals and one assist in 15 minutes. Haslem became just the fourth undrafted rookie to ever play in the Rookie Challenge.
- February 15** Guard **Dwyane Wade** tied the AmericanAirlines Arena record for field goals in a game with 15 and in the process sets a HEAT rookie single-game field goal record in Miami's 125-92 win over the Atlanta Hawks.
- February 23** Guard **Dwyane Wade** was named the Eastern Conference Player of the Week. He became the first HEAT rookie to garner Player of the Week honors and just the 21st rookie in NBA history. Wade became the seventh HEAT player to earn NBA Player of the Week honors.
- March 6** Forward **Lamar Odom** turned in one of the finest individual performances in franchise history, recording just the fourth triple-double in the 16-year history of the HEAT. Odom totaled 30 points, 19 rebounds and 11 assists in Miami's 102-96 win over Sacramento at the AmericanAirlines Arena. The triple-double by Odom ended Miami's drought of 739 games without a triple-double, the longest streak in the NBA. The triple-double was the eighth of Odom's career.
- March 8** Forward **Lamar Odom** was named the NBA's Eastern Conference Player of the Week.
- March 16** Guard **Rafer Alston** hit a three-point field goal in his 34th consecutive game breaking the franchise record of 33 held by **Tim Hardaway** in Miami's 96-83 victory over the New Orleans Hornets at the AmericanAirlines Arena.
- March 16** The HEAT and Sunshine Network announced they agreed to an eight-year deal providing Sunshine Network exclusive regional television rights to the HEAT beginning with the 2004-05 season. The new agreement provided Sunshine Network with telecast rights in all languages to a minimum of 70 HEAT regular season games per year and all available HEAT playoff games.

## KEY DATES AND TRANSACTIONS

2004 continued...

- March 26** The HEAT defeated Dallas, 119-118 in overtime at the AmericanAirlines Arena on guard **Rafer Alston's** three-point field goal with five-tenths of a second remaining. The game was the first HEAT game televised nationally by ESPN.
- April 1** Forward **Lamar Odom** was named NBA Eastern Conference Player of the Month for March and **Stan Van Gundy** was named NBA Eastern Conference Coach of the Month for March.
- April 6** The HEAT clinched their ninth postseason berth in franchise history as the Toronto Raptors defeated the Cleveland Cavaliers in Cleveland. The postseason berth was the first for Miami in three years.
- April 14** The HEAT defeated the New Jersey Nets, 96-84 at the AmericanAirlines Arena, to close out the 2003-04 regular season with a 12-game home winning streak and the fourth seed in the Eastern Conference in the 2004 NBA Playoffs.
- April 18** Guard **Dwyane Wade** hit a running jumper with 1.3 seconds left to give the HEAT an 81-79 victory over the New Orleans Hornets in Game 1 of the 2004 NBA Playoffs. The victory was the first playoff win for rookie Head Coach **Stan Van Gundy**. Forward **Caron Butler** tied the franchise record for steals in a playoff game with five.
- April 20** Guard **Dwyane Wade** finished third in the NBA Rookie of the Year voting with 117 points (three second-place votes and 108 third-place). Wade finished behind Cleveland's **LeBron James** (508 points, 78 first-place votes, 39 second-place and one third-place) and Denver's **Carmelo Anthony** (430 points, 40 first-place votes, 76 second-place and two third-place).
- April 27** Guard **Dwyane Wade** joined Cleveland's **LeBron James** and Denver's **Carmelo Anthony** as unanimous selections to the 2003-04 NBA All-Rookie First Team. Wade became the first Miami rookie to be a unanimous NBA All-Rookie First Team selection and just the fourth HEAT player to earn First Team honors. His 28 first-place votes and 56 total points, in a balloting of the league's head coaches, both mark the highest total received by a HEAT player. Forward **Udonis Haslem** was named to the 2003-04 NBA All-Rookie Second Team.
- May 2** Guard **Dwyane Wade** scored 27 points in Miami's 89-83 Game 6 loss at New Orleans. The 27 points set a franchise record for a rookie in a postseason game.
- May 4** Forward **Caron Butler** scored a team-high 23 points and grabbed a team-high nine rebounds as the HEAT defeated the New Orleans Hornets in a deciding Game 7 of the Eastern Conference First Round Playoff series at the AmericanAirlines Arena. The victory made **Stan Van Gundy** just the fourth rookie head coach in NBA history to win a Game 7 joining **Paul Westphal**, **Jerry West** and **Joe Mullaney**. Butler had 20 steals in the series against the Hornets to set a franchise record for steals in a series.
- May 12** The HEAT defeated the Indiana Pacers, 100-88 at the AmericanAirlines Arena, in Game 4 of the Eastern Conference Semifinal series. The win extended Miami's overall home-winning streak (regular and postseason) to a franchise-record 18 consecutive games.
- June 2** Forward **Lamar Odom** received the NBA Community Assist Award for the month of May. He became the first HEAT player to receive the honor.
- June 22** Center **Loren Woods** was selected by the Charlotte Bobcats in the 2004 NBA Expansion Draft.
- June 24** The HEAT selected guard/forward **Dorell Wright** from South Kent Prep (CT) with the 19th pick of the 2004 NBA Draft. Wright became the first high school player ever drafted by the HEAT. Miami also selected forward **Pape Sow** from Cal State Fullerton in the second round with the 47th pick and forward **Matt Freije** in the second round with the 53rd pick in the draft. The HEAT then traded the draft rights of Sow to the Toronto Raptors along with a 2005 second-round draft pick for the draft rights to center **Albert Miralles**, the 39th pick of the 2004 NBA Draft.
- June 30** The HEAT announced that the contract of forward **Malik Allen** became guaranteed for the 2004-05 season. The team also picked up the contract option on center **Wang Zhi-Zhi** and made a qualifying offer to forward **Rasual Butler**.
- July 8** Guard **Dwyane Wade** and forward **Lamar Odom** were both selected to represent the United States in the 2004 Olympic Games in Athens, Greece as part of USA Basketball's Senior National Team.
- July 12** The HEAT announced that they had signed General Manager **Randy Pfund** and Head Coach **Stan Van Gundy** to multi-year contract extensions.
- July 14** The HEAT acquired 11-time All-Star center **Shaquille O'Neal** from the Los Angeles Lakers in exchange for forwards **Caron Butler**, **Brian Grant** and **Lamar Odom** and a future first-round draft pick.
- July 15** The HEAT signed free agent center **Michael Doleac**.

## KEY DATES AND TRANSACTIONS

### 2004 continued...

- July 22** The HEAT signed free agent guard **Keyon Dooling**.
- July 27** The HEAT signed guard/forward **Dorell Wright**.
- July 28** The HEAT re-signed forward **Rasual Butler**.
- August 6** The HEAT signed free agent guard **Damon Jones**.
- August 11** The HEAT signed free agent forward **Wesley Person**.
- August 25** Guard **Dwyane Wade** and his 11 teammates on the 2004 USA Basketball Men's Senior National Team were named recipients of the NBA's Community Assist Award for the month of August.
- August 26** The HEAT signed forward **Matt Freije**.
- September 15** The HEAT signed free agent forward **Christian Laettner**.
- September 23** The HEAT announced **Ron Rothstein** joined the coaching staff as an assistant coach.
- October 5** The HEAT signed free agent forward **Tang Hamilton**.
- October 8** The HEAT and Sunshine Network announced the hiring of **Jason Jackson** as television host and courtside reporter for HEAT broadcasts on Sunshine Network.
- October 25** Released forward **Tang Hamilton**.
- November 8** Guard **Dwyane Wade** was named the NBA Eastern Conference Player of the Week for the week ending Nov. 7.
- November 14** The HEAT signed free agent guard/forward **Shandon Anderson** and released forward **Matt Freije**.
- December 1** Forward **Malik Allen** underwent successful micro discectomy surgery at South Miami Hospital. The hour-long procedure was performed by **Dr. Joe Traina**.
- December 6** Center **Shaquille O'Neal** grabbed his 10,000th NBA career rebound with 3:23 left in the third quarter in Miami's 100-80 win at Utah.
- December 13** The HEAT topped the 10 million mark in all-time home attendance during a 106-83 victory over the Washington Wizards.
- December 20** Center **Shaquille O'Neal** was named NBA Eastern Conference Player of the Week for the week ending Dec. 19. This marked the 19th time in his career O'Neal had earned the weekly honor and his first as a member of the HEAT.
- December 25** Center **Shaquille O'Neal** enjoyed a triumphant return to Los Angeles in his first appearance against the Lakers since being acquired by the HEAT in July 2004. O'Neal helped the HEAT record a 104-102 overtime victory over the Lakers at the STAPLES Center. The game marked only the second time in franchise history the HEAT played on Christmas Day. It was the highest rated regular-season game ever televised by ABC and the highest rated NBA game since 1998. The victory was the 11th consecutive for the HEAT, tying a franchise record.
- December 30** Guard **Dwyane Wade** became just the fifth player in HEAT history to record a triple-double, totaling 31 points, 10 rebounds and 10 assists while leading Miami to an 89-74 win over the defending NBA champion Detroit Pistons at The Palace of Auburn Hills.

### 2005

- January 1** The HEAT announced the hiring of **John Crotty** as the team's radio analyst.
- January 1** The HEAT defeated the Charlotte Bobcats, 113-90 at the AmericanAirlines Arena, in the first-ever meeting between the two Southeast Division rivals. The victory was Miami's record-setting 14th consecutive.
- January 4** Guard **Dwyane Wade** was named NBA Eastern Conference Player of the Month for December and Head Coach **Stan Van Gundy** was named NBA Eastern Conference Coach of the Month for December. The monthly honors were the first in Wade's career and the second in Van Gundy's.
- January 11** Center **Shaquille O'Neal** was named the recipient of the NBA's Community Assist Award for the month of December.
- January 26** The HEAT signed free agent forward **Qyntel Woods** and released forward **Jerome Beasley**.
- January 28** The HEAT defeated the Atlanta Hawks, 106-96 at Philips Arena. The victory guaranteed the HEAT would have the highest winning percentage in the Eastern Conference by the All-Star Game cutoff (Feb. 6), earning **Stan Van Gundy** and his staff the honor of coaching the Eastern Conference All-Stars in the 2005 All-Star Game and Assistant Coach **Bob McAdoo** earned the honor of coaching the Sophomores in the got milk? Rookie Challenge.

## KEY DATES AND TRANSACTIONS

2005 continued...

- February 3** Center **Shaquille O'Neal** was named a starter for the Eastern Conference in the 2005 All-Star Game.
- February 8** Guard **Dwyane Wade** was selected as a reserve for the Eastern Conference in the 2005 All-Star Game.
- February 18** Guard **Dwyane Wade** and forward **Udonis Haslem** both started and led the Sophomores to a 133-106 victory over the Rookies in the 2005 got milk? Rookie Challenge during All-Star Weekend at the Pepsi Center in Denver. Wade finished with 12 points, a game-high nine assists, four rebounds, a team-high two blocks and one steal in 27 minutes. Haslem had four points, five rebounds, four assists and one steal in a game-high 31 minutes. HEAT Assistant Coach **Bob McAdoo** served as the head coach for the victorious sophomore squad.
- February 20** Center **Shaquille O'Neal** and guard **Dwyane Wade** helped lead the Eastern Conference to a 125-115 win over the Western Conference in the 54th NBA All-Star Game at the Pepsi Center in Denver. O'Neal, making his seventh All-Star Game start, totaled 12 points, six rebounds, three steals and a game-high three blocks in 25 minutes. Wade, appearing in his first All-Star Game, had 14 points, three rebounds and two steals in 23 minutes off the bench. **Stan Van Gundy**, coaching in his first All-Star Game, earned the victory. HEAT Assistant Coaches **Bob McAdoo**, **Ron Rothstein** and **Erik Spoelstra** served as assistant coaches for the East All-Stars. Miami Head Athletic Trainer **Ron Culp** served as the trainer for the East All-Stars, making his third All-Star appearance.
- February 24** The HEAT re-acquired guard **Steve Smith** from the Charlotte Bobcats in exchange for forward **Malik Allen**.
- March 1** The HEAT signed free agent center **Alonzo Mourning** and released forward **Wesley Person**.
- March 15** Guard **Dwyane Wade** nailed a pull-back jumper at the buzzer to give the HEAT a 98-96 win over the Knicks at Madison Square Garden. The victory clinched a playoff spot for Miami, making the HEAT the first team to qualify for the 2005 NBA Playoffs. It marked the earliest date in team history that the HEAT had clinched a playoff spot.
- March 25** The HEAT defeated the Phoenix Suns, 125-115, at the AmericanAirlines Arena to capture the inaugural Southeast Division championship. The division title was the fifth in Miami's history and first since capturing the 1999-2000 Atlantic Division crown.
- April 1** Center **Shaquille O'Neal** was named NBA Eastern Conference Player of the Month for March and Head Coach **Stan Van Gundy** was named NBA Eastern Conference Coach of the Month for March. The monthly award was the 12th in O'Neal's career and first as a member of the HEAT. For Van Gundy it marked the third time in his career and second time in the 2004-05 season he earned the monthly honor.
- April 5** The HEAT defeated the Chicago Bulls, 104-86 at the AmericanAirlines Arena, establishing a franchise record with its 18th consecutive home victory. In the contest guard **Damon Jones** set the franchise single-season record for three-point field goals made when he hit his first trey just 1:23 into the contest. Jones, who would finish the season with 225 treys, broke **Tim Hardaway's** record of 203 in a season. The victory also clinched the top record and number one seed in the Eastern Conference for the HEAT in the 2005 NBA Playoffs.
- April 14** Guard **Dwyane Wade** scored a career-high 48 points in Miami's 126-119 overtime loss at Philadelphia. The 48-point effort was the third highest single-game total in franchise history and the most by a HEAT player in a road game. It also marked the highest total by a 76ers opponent at the Wachovia Center. Wade also set a HEAT record by scoring 12 points in the single overtime period.
- April 19** The HEAT defeated the Charlotte Bobcats, 99-80, at the AmericanAirlines Arena to earn Head Coach **Stan Van Gundy** his 100th NBA regular season victory. With the win the HEAT also set a franchise single-season record for home victories with 35.
- April 28** The HEAT defeated the New Jersey Nets, 108-105 in double overtime, at Continental Airlines Arena. The game was the first double-overtime game in Miami's postseason history.
- May 1** The HEAT defeated the New Jersey Nets, 110-97 at Continental Airlines Arena, completing a four-game sweep of their Opening Round playoff match-up. The sweep was the first four-game sweep by the HEAT in postseason play.
- May 10** Guard **Dwyane Wade** scored 31 points and handed out a franchise postseason record 15 assists as the HEAT defeated the Wizards, 108-102, to take a 2-0 lead in its Eastern Conference Semifinal series.
- May 12** Guard **Dwyane Wade** was named to the NBA All-Defensive Second Team.

## KEY DATES AND TRANSACTIONS

2005 continued...

- May 14** Guard **Dwyane Wade** set HEAT postseason records for points in a game (42) and points in a quarter (22 in the third quarter) as Miami completed a four-game sweep of the Eastern Conference Semifinal series against the Washington Wizards. Miami became the first team in NBA history to record back-to-back 4-0 sweeps in the opening two rounds. The victory was Miami's eighth straight in the postseason, setting a franchise record.
- May 18** Center **Shaquille O'Neal** was named All-NBA First Team and guard **Dwyane Wade** earned All-NBA Second Team honors. It marked the seventh time in his career, and the sixth consecutive year, that O'Neal received All-NBA First Team honors. It marked the first time for Wade that he captured All-NBA honors.
- May 29** The HEAT defeated the Pistons, 113-104 at The Palace of Auburn Hills, in Game 3 of the Eastern Conference Finals. The victory was Miami's record-setting fifth consecutive postseason road win.
- June 17** The HEAT announced it picked up the team option on center **Alonzo Mourning** for the 2005-06 season and the fourth-year rookie option on guard **Dwyane Wade** for the 2006-07 season.
- June 28** The HEAT selected forward **Wayne Simien** from the University of Kansas with the 29th pick of the 2005 NBA Draft.
- June 29** The HEAT announced it picked up the team option on forward **Qyntel Woods** for the 2005-06 season.
- August 2** The HEAT re-signed center **Shaquille O'Neal** and forward **Udonis Haslem**.
- August 2** In the largest trade in NBA history, a five-team, 13-player deal, the HEAT acquired forward **Antoine Walker** from Boston; guards **Jason Williams** and **Andre Emmett** and forward **James Posey** from Memphis; and the draft rights to center **Roberto Duenas** from New Orleans. The HEAT traded guard **Eddie Jones** to Memphis; forward **Rasual Butler** to New Orleans; and a 2006 second-round draft pick, a conditional second-round draft pick, forward **Qyntel Woods** and the draft rights to forward **Albert Miralles** to Boston. Additionally, Memphis sent center **Greg Ostertag** to Utah and the Jazz sent center **Curtis Borchardt** to the Celtics, guard **Raul Lopez** to the Grizzlies and guard **Kirk Snyder** to the Hornets.
- August 8** The HEAT signed free agent center/forward **Earl Barron**.
- August 12** The HEAT signed forward **Wayne Simien** and free agent guard **Gerald Fitch**.
- August 15** The HEAT signed free agent guard **Matt Walsh**.
- August 17** Center **Alonzo Mourning** announced he would return to play in the 2005-06 season.
- September 8** The HEAT and defending NBA champion San Antonio Spurs announced plans to play a preseason game at the AmericanAirlines Arena on October 10 with all proceeds going to help benefit victims of Hurricane Katrina.
- September 19** The HEAT re-signed guard/forward **Shandon Anderson**.
- September 22** The HEAT signed nine-time NBA All-Star free agent guard **Gary Payton**.
- September 22** The NBA announced the preseason game between the HEAT and New Orleans Hornets scheduled for October 25 in Bossier City, LA will now be played in Baton Rouge, LA with all proceeds from the game going to the Hurricane Katrina relief efforts.
- September 30** The HEAT signed forward **Jason Kapon** to an offer sheet.
- October 3** The HEAT signed free agent forward **Jason Kapon** after the Charlotte Bobcats declined to match the offer sheet. The HEAT also announced the signing of free agent forward **Darius Rice** and free agent guard **Kevin Braswell**.
- October 10** The HEAT and San Antonio Spurs played a preseason game at the AmericanAirlines Arena to benefit the victims of Hurricane Katrina. Guard **Kevin Braswell's** driving lay-up as time expired gave the HEAT a 103-101 victory over the defending NBA champions. The proceeds from the game, totaling \$1.1 million, included all ticket revenue, concessions, parking and retail sales. The money was donated to the American Red Cross, Habitat for Humanity, Salvation Army and Feed the Children on behalf of the HEAT, the Spurs and the National Basketball Players Association for the victims of Hurricane Katrina.
- October 12** Released guard **Kevin Braswell**.
- October 31** Released guards **Andre Emmett** and **Gerald Fitch** and forward **Darius Rice**.
- November 18** The HEAT signed free agent guard **Gerald Fitch** and released guard/forward **Matt Walsh**.
- December 5** Guard **Dwyane Wade** was named the NBA Eastern Conference Player of the Week for the week ending Dec. 4.

## KEY DATES AND TRANSACTIONS

### 2005 continued...

- December 12** Head Coach **Stan Van Gundy** announced he was resigning his position as head coach due to personal and family reasons and would stay with the organization as an NBA free agent evaluator and scout. The HEAT announced that President **Pat Riley** would assume the head coaching responsibilities.
- December 13** The HEAT recorded a 100-97 victory over the Chicago Bulls at the United Center in **Pat Riley's** return to the bench.
- December 20** A sellout crowd of 20,294 attended the HEAT's 111-92 victory over the Atlanta Hawks at the AmericanAirlines Arena, setting a franchise regular season single-game attendance record, bettering the previous record of 20,291 also set against the Hawks on Dec. 27, 2004.
- December 25** The HEAT defeated the Los Angeles Lakers, 97-92, at the AmericanAirlines Arena in front of a sellout crowd of 20,277. The game marked the second straight year and the third time overall that the HEAT played on Christmas Day. The contest marked the first time in franchise history that the HEAT hosted a Christmas Day game.

### 2006

- January 3** The HEAT assigned guard/forward **Dorell Wright** and center/forward **Earl Barron** to their NBA Development League affiliate, the Florida Flame.
- January 3** Guard **Dwyane Wade** was named the NBA Eastern Conference Player of the Week for the week ending Jan. 1.
- January 4** Guard **Dwyane Wade** recorded his second career triple-double, and the sixth in franchise history, with 19 points, 10 rebounds and 10 assists against the Hornets in Oklahoma City. Wade became the first HEAT player to record multiple triple-doubles in his career.
- January 13** Guard **Dwyane Wade** registered his third career triple-double with 15 points, a career-high 14 assists and 10 rebounds against the Seattle SuperSonics in KeyArena. Wade became the first HEAT player to record multiple triple-doubles in the same season.
- January 18** The HEAT recalled guard/forward **Dorell Wright** and center/forward **Earl Barron** from the NBA D-League's Florida Flame.
- February 3** Center **Shaquille O'Neal** and guard **Dwyane Wade** were named starters for the Eastern Conference in the 2006 NBA All-Star Game at Houston.
- February 12** Guard **Dwyane Wade** set a HEAT franchise record for consecutive points as he scored the final 17 points in Miami's 100-98 victory over the defending Eastern Conference champion Detroit Pistons in a nationally televised game at the AmericanAirlines Arena.
- February 18** Guard **Dwyane Wade** won the 2006 PlayStation Skills Challenge at NBA All-Star Weekend in Houston.
- February 19** Guard **Dwyane Wade** grabbed an offensive rebound and scored the game-winning field goal on a lay-up with 16.6 seconds remaining snapping a 120-120 tie to give the Eastern Conference a 122-120 victory over the Western Conference in the 2006 NBA All-Star Game at the Toyota Center in Houston. Wade finished with 20 points, four rebounds and three assists while teammate **Shaquille O'Neal** finished with 17 points, a team-high nine rebounds and four assists.
- February 23** The HEAT acquired guard/forward **Derek Anderson** from the Houston Rockets in exchange for guard **Gerald Fitch**.
- March 1** Guard **Dwyane Wade** was named the NBA Eastern Conference Player of the Month for February and Head Coach **Pat Riley** was named the NBA Eastern Conference Coach of the Month for February. This marked the second time in Wade's career he earned the monthly honor becoming the first HEAT player to capture the award twice. The Coach of the Month honor for Riley marked the 10th time in his career he earned the monthly award, tops among coaches in NBA history.
- March 16** Center **Alonzo Mourning** appeared in his 487th game as a member of the HEAT, establishing a new franchise record for games played, surpassing Assistant Coach **Keith Askins**, in Miami's 107-104 victory over the Boston Celtics at the AmericanAirlines Arena.
- March 19** For the second straight year the HEAT clinched a playoff berth with a win in New York. Miami defeated the Knicks, 111-100, in Madison Square Garden to secure their 11th postseason berth. Miami clinched a spot in their 66th game, matching the fewest games in franchise history needed to clinch a playoff berth.
- April 5** Center **Shaquille O'Neal** was named the recipient of the 2005-06 Southeast Division Sportsmanship Award. O'Neal became the second HEAT player to win the divisional honor, joining LaPhonso Ellis.

## KEY DATES AND TRANSACTIONS

2006 continued...

- April 11** Center **Shaquille O'Neal** recorded his second career triple-double and his first as a member of the HEAT with 15 points, 11 rebounds and a career-high 10 assists in a 106-97 victory over the Toronto Raptors at the AmericanAirlines Arena.
- May 4** Center **Shaquille O'Neal** scored 30 points and grabbed 20 rebounds in Game 6 of the HEAT's Opening Round playoff series against Chicago. Miami eliminated Chicago with a 113-96 victory at the United Center. O'Neal's 30-point, 20-rebound effort was the first in HEAT postseason history and marked the first in the NBA since O'Neal accomplished the feat in Game 4 of the 2004 NBA Finals at Detroit while a member of the Lakers.
- May 16** The HEAT registered a 106-105 victory against the New Jersey Nets in Game 5 of the Eastern Conference Semifinals. The victory sent Miami to the Eastern Conference Finals for the second consecutive year and third time in team history.
- May 17** Center **Shaquille O'Neal** was named All-NBA First Team and guard **Dwyane Wade** earned All-NBA Second Team honors. It marked the eighth time in his career, and the seventh consecutive year, that O'Neal was selected to the All-NBA First Team. For Wade it marked the second consecutive year he received All-NBA Second Team honors.
- June 2** The HEAT recorded a resounding 95-78 victory over the defending Eastern Conference champion Detroit Pistons in Game 6 of the Eastern Conference Finals at the AmericanAirlines Arena in Miami to earn their first trip to the NBA Finals.
- June 8** The HEAT played its first NBA Finals game, dropping a 90-80 decision against the Dallas Mavericks at the American Airlines Center in Dallas.
- June 12** HEAT Athletic Trainer/Travel Coordinator **Ron Culp** was unanimously named the 2005-06 Athletic Trainer of the Year by the National Basketball Athletic Trainers Association. Culp, who is one of only three multiple-time recipients, became the first trainer to capture the award three times.
- June 13** In the first NBA Finals game ever played in Miami, the HEAT overcame a 13-point deficit over the final 6:34 of the fourth quarter to record a 98-96 victory over the Dallas Mavericks. The 13-point deficit marked the largest fourth quarter deficit overcome in HEAT postseason history.
- June 18** Guard **Dwyane Wade** hit a pair of free throws with 1.9 seconds left in overtime of Game 5 of the NBA Finals to give the HEAT a 101-100 victory over the Mavericks. The game, which gave Miami a 3-2 lead in the series, marked the first NBA Finals overtime game in HEAT history.

*Dwyane Wade led the HEAT to their first NBA championship with a stunning 95-92 win in Dallas on June 20, 2006. Wade led the HEAT in scoring in all six games, including at least 35 points in each of the last four contests en route to becoming the fifth youngest player in NBA history to capture NBA Finals MVP honors.*



## KEY DATES AND TRANSACTIONS

### 2006 continued...

- June 20** The HEAT defeated the Dallas Mavericks, 95-92, at the American Airlines Center in Dallas to capture their first NBA Championship. The HEAT rallied from 14 points down to record their largest come-from-behind victory in postseason franchise history. Guard **Dwyane Wade** was named the NBA Finals MVP after averaging 34.7 points, 7.8 rebounds, 3.8 assists, 2.67 steals and 1.00 blocks in the six-game series. The HEAT became only the third team in NBA Finals history to lose the first two games of the series and come back to win the championship.
- June 23** An estimated 250,000 fans gathered in downtown Miami along Biscayne Boulevard for the HEAT's championship parade and rally at the AmericanAirlines Arena.
- July 6** The HEAT signed free agent guards **Mike Gansey** and **Chris Quinn**.
- July 8** The HEAT signed free agent guard **Vincent Grier**.
- July 9** The HEAT signed free agent guard **Daniel Horton**.
- July 12** The HEAT signed guard **Dwyane Wade** to a multi-year contract extension.
- July 21** Guard **Jason Williams** underwent successful surgery at Baptist Doctors' Hospital to repair a partial tear of the right patella tendon. The 60-minute surgery was performed by HEAT team physician **Dr. Harlan Selesnick**.
- August 4** The HEAT signed free agent guard **Robert Hite**.
- August 8** Center **Alonzo Mourning** was named the recipient of the NBA's Community Assist Award for the month of July.
- August 18** The HEAT re-signed center **Alonzo Mourning**.
- August 23** The HEAT announced that President and Head Coach **Pat Riley** would remain on the sidelines as head coach for the 2006-07 season.
- September 6** The HEAT re-signed guard **Gary Payton**.
- September 12** Released guard **Derek Anderson**.
- September 15** The HEAT announced that they exercised the fourth year Rookie Scale option on **Dorell Wright** and the third year Rookie Scale option on **Wayne Simien**.
- September 30** Released guard **Mike Gansey**.
- October 2** The HEAT signed free agent guard **Antonio Burks**.
- October 24** Released guards **Antonio Burks** and **Daniel Horton**.
- October 29** Released guard **Vincent Grier**.
- November 19** Center **Shaquille O'Neal** underwent successful surgery on a flap tear in the articular cartilage of his left knee. The 45-minute procedure was performed by HEAT team physician **Dr. Harlan Selesnick**. The injury caused O'Neal to miss 34 games.
- November 25** President and Head Coach **Pat Riley** recorded his 400th victory as the head coach of the HEAT with a 102-93 win at Charlotte.
- December 4** HEAT guard **Dwyane Wade** was chosen as the 2006 *Sports Illustrated* Sportsman of the Year for symbolizing in character and performance the ideals of sportsmanship. Wade became just the sixth NBA player to receive the award joining **Bill Russell** (1968), **Kareem Abdul-Jabbar** (1985), **Michael Jordan** (1991) and **Tim Duncan** and **David Robinson** (2003). He became the youngest player on the NBA/SI Sportsman list.

### 2007

- January 3** The HEAT announced that President and Head Coach **Pat Riley** would take an indefinite leave of absence from his head coaching responsibilities to have surgery on his right knee and left hip. Assistant Coach **Ron Rothstein** was named Acting Head Coach in Riley's absence.
- January 5** HEAT President and Head Coach **Pat Riley** underwent successful surgery on his right knee. The 60-minute procedure was performed by team physician **Dr. Harlan Selesnick**.
- January 5** Center **Alonzo Mourning** became the franchise's all-time leader in rebounds when he grabbed an offensive rebound with 11:38 remaining in the third quarter of Miami's game at Phoenix, surpassing **Rony Selkaly** who grabbed 4,544 rebounds as a member of the HEAT.
- January 12** HEAT President and Head Coach **Pat Riley** underwent successful left hip replacement surgery. The procedure was performed by **Dr. Carlos Lavernia**.
- January 16** Guard **Dwyane Wade** was named the NBA's Eastern Conference Player of the Week for the week ending Jan. 14.

## KEY DATES AND TRANSACTIONS

2007 continued...

- January 25** Center **Shaquille O'Neal** and guard **Dwyane Wade** are named starters for the Eastern Conference in the 2007 NBA All-Star Game in Las Vegas.
- February 1** The HEAT signed free agent guard **Eddie Jones** and released guard **Robert Hite**.
- February 5** Guard **Dwyane Wade** was named the NBA's Eastern Conference Player of the Week for the week ending Feb. 4. It marked the sixth time in his career Wade earned the accolades breaking a franchise-record he shared with **Alonzo Mourning**.
- February 12** Guard **Dwyane Wade** was named the NBA's Eastern Conference Player of the Week for the week ending Feb. 11. Wade became the first HEAT player to win the award in consecutive weeks and three times in a season.
- February 17** Guard **Dwyane Wade** won the 2007 PlayStation Skills Challenge at NBA All-Star Weekend in Las Vegas and forward **Jason Kapon** won the Foot Locker Three-Point Shootout. For Wade it marked the second consecutive year he captured the Skills Challenge.
- February 18** Center **Shaquille O'Neal** tied the NBA record for consecutive All-Star appearances at 14 with **Jerry West** and **Karl Malone**. O'Neal and guard **Dwyane Wade** each started for the Eastern Conference at the Thomas & Mack Center in Las Vegas. Wade tallied 10 points, a game-high six steals and three assists in 24:22 and O'Neal finished with 10 points, six rebounds, one assist and one blocked shot in 17:15 of playing time.
- February 21** Guard **Dwyane Wade** suffered a dislocated left shoulder with 10:27 left in the fourth quarter of Miami's game at Houston. The injury caused him to miss the next 23 games. The game in Houston also marked the return to the bench for HEAT President and Head Coach **Pat Riley**. In his absence the team went 13-9 under Assistant Coach **Ron Rothstein**.
- February 26** Center **Shaquille O'Neal** became the 14th player in NBA history to reach the 25,000-point plateau when he hit a hook shot with 6:04 remaining in the first quarter of Miami's game against the Knicks at Madison Square Garden.
- February 27** President **George W. Bush** welcomed the HEAT to the White House to honor the 2006 NBA champions.
- March 16** Center **Alonzo Mourning** hit a free throw with 8:54 remaining in the second quarter of Miami's 92-77 win at Minnesota to become the all-time leading scorer in HEAT history, surpassing **Glen Rice** who scored 9,248 points as a member of the HEAT.
- April 2** HEAT President and Head Coach **Pat Riley** was named the NBA Eastern Conference Coach of the Month for March. The Coach of the Month honor for Riley marked the 11th time in his career he earned the monthly award, tops among coaches in NBA history.
- April 5** The HEAT defeated the Cavaliers, 94-90 in overtime at the Quicken Loans Arena, to clinch their fourth consecutive and 12th overall postseason berth.
- May 10** The NBA announced that guard **Dwyane Wade** earned All-NBA Third Team honors. It marked the third consecutive year he received All-NBA honors.

*President George W. Bush honored the 2006 NBA champion Miami HEAT at a special White House ceremony on Feb. 27, 2007.*



## KEY DATES AND TRANSACTIONS

2007 continued...

- May 15** Guard **Dwyane Wade** underwent a pair of successful surgeries to repair his dislocated left shoulder and his left patella tendon. Both surgeries were performed by team physician **Dr. Harlan Selesnick**.
- June 7** The HEAT announced that former Head Coach **Stan Van Gundy** was released from his contract as a team consultant in order to become the head coach of the Orlando Magic. In return for releasing Van Gundy from his contractual obligations the HEAT received a second-round draft pick from the Magic in the 2007 NBA Draft. Miami also received the right to exchange first-round picks in the 2008 NBA Draft provided that Orlando's pick was not among the first 14 selections. If Orlando's pick is among the top 14 selections or if Miami chooses not to exchange first-round selections the HEAT will receive Orlando's own second-round pick in the 2008 NBA Draft and future compensation.
- June 28** The HEAT selected forward/center **Jason Smith** from Colorado State University with the 20th pick of the 2007 NBA Draft and traded his draft rights to the Philadelphia 76ers for the draft rights to guard **Daequan Cook** (No. 21 overall selection), a 2009 second-round draft pick and cash considerations. The HEAT also selected center **Stanko Barac** with the 39th overall pick of the 2007 NBA Draft and traded his draft rights to the Indiana Pacers in exchange for Indiana's 2009 second-round pick.
- July 2** The HEAT signed free agent forward **Marcus Slaughter**.
- July 3** Forward **Wayne Simien** underwent arthroscopic surgery on his left knee at Baptist Doctors Hospital. The surgery was performed by HEAT team physician **Dr. Harlan Selesnick**.
- July 3** The HEAT signed free agent center **Joel Anthony** and free agent guard **Jeremy Richardson**.
- July 5** The HEAT signed guard **Daequan Cook**.
- July 15** Center **Alonzo Mourning** announced he would play one more year and that the 2007-08 season would be his final season before retiring.
- July 27** The HEAT signed free agent guard **Smush Parker**.
- August 9** The HEAT signed free agent guard/forward **Anfernee "Penny" Hardaway**.
- August 10** The HEAT signed free agent guard/forward **Devin Green**.
- August 24** The HEAT signed free agent forward **Alexander Johnson**.
- September 11** Guard **Dwyane Wade** was named the recipient of the NBA's Community Assist Award for the month of August.
- September 17** The HEAT signed restricted free agent guard **Charlie Bell** to an offer sheet.
- September 20** The Milwaukee Bucks matched Miami's offer sheet to restricted free agent guard **Charlie Bell** and retained his rights.
- September 25** The HEAT signed free agent guard **Brian Chase**.
- September 26** The HEAT re-signed center/forward **Earl Barron**.
- October 24** The HEAT acquired forward/guard **Ricky Davis** and center **Mark Blount** from the Minnesota Timberwolves in exchange for forwards **Antoine Walker** and **Wayne Simien**, center **Michael Doleac** and a conditional first-round draft pick.
- October 29** Released guard **Brian Chase**, guard/forwards **Devin Green** and **Jeremy Richardson** and forward **Marcus Slaughter**.
- December 9** HEAT President and Head Coach **Pat Riley** recorded his 1,200th career victory with a 100-94 win over the Los Angeles Clippers at the STAPLES Center. Riley became the fastest coach in NBA history to register 1,200 wins accomplishing the feat in just 1,842 games.
- December 12** The HEAT signed free agent guard/forward **Luke Jackson** and released guard/forward **Anfernee "Penny" Hardaway**.
- December 20** Center **Alonzo Mourning** underwent surgery to repair a torn patella tendon and a torn quadriceps tendon in his right knee that he suffered the previous night in Atlanta. The surgery was performed by team physician **Dr. Harlan Selesnick**.

# KEY DATES AND TRANSACTIONS

2008

- January 11** The NBA upheld a protest filed by the HEAT after its 117-111 overtime loss to the Atlanta Hawks on December 19, 2007 at Philips Arena, which would result in the replay of the final 51.9 seconds of the game's overtime period with Miami trailing 114-111. The replay was scheduled to take place prior to the next contest between the two teams, at Atlanta on March 8. The HEAT protested the game because, with 51.9 seconds left in overtime, the Hawks' scoring table personnel incorrectly disqualified HEAT center **Shaquille O'Neal**, asserting a foul committed by O'Neal was his sixth of the game, when in fact it was his fifth. The error occurred because the Hawks' Official Scorer mistakenly attributed to O'Neal a foul with 3:24 remaining in the fourth quarter which was actually called on **Udonis Haslem**. NBA Commissioner **David Stern** ruled that the Hawks were grossly negligent in committing this scoring error, since they failed to follow league-mandated scoring procedures and failed to respond effectively when the members of the statisticians' crew noticed the mistake. Under the unprecedented set of circumstances, the Commissioner granted the HEAT's protest, and fined the Hawks \$50,000 for their violation of league rules. The protest was the first granted by the NBA since December 14, 1989 when then-NBA Commissioner Larry O'Brien upheld a protest by the San Antonio Spurs in a double-overtime loss to the Los Angeles Lakers.
- January 24** Guard **Dwyane Wade** was named a starter for the Eastern Conference in the 2008 NBA All-Star game in New Orleans. Wade finished as the top vote-getter among Eastern Conference guards with 1,608,260 votes.
- February 6** The HEAT acquired four-time All-Star forward **Shawn Marion** and guard **Marcus Banks** from the Phoenix Suns for center **Shaquille O'Neal**.
- February 6** Released guard/forward **Luke Jackson**.
- February 15** HEAT President and Head Coach **Pat Riley** was among the 15 Finalists named by the Naismith Memorial Basketball Hall of Fame for induction in the Class of 2008.
- February 17** Guard **Dwyane Wade** made his fourth consecutive All-Star appearance and third consecutive start in the 2008 NBA All-Star Game at the New Orleans Arena and finished with 14 points, four rebounds, three assists, one block in 21:48 minutes.
- February 27** The HEAT assigned guard **Daequan Cook** and center **Joel Anthony** to their NBA Development League affiliate, the Iowa Energy.
- March 3** Guard/forward **Dorell Wright** underwent surgery to repair a meniscal tear on the lateral joint line of his left knee which he injured the previous night at Sacramento. The surgery was performed by team physician **Dr. Harlan Selesnick**.
- March 8** The HEAT recalled guard **Daequan Cook** and center **Joel Anthony** from the Iowa Energy of the NBA D-League.
- March 8** The HEAT and Hawks replayed the final 51.9 seconds of overtime from their December 19, 2007 game, in which the NBA upheld a HEAT protest. Neither team scored after the resumption of play and the Hawks won the protested game, 114-111. The Hawks then went on to win the regularly scheduled game at Philips Arena, 97-94, to complete the sweep.
- March 10** Released guard **Smush Parker**.
- March 11** Guard **Dwyane Wade** underwent shock wave therapy on his left knee, performed by team physician **Dr. Harlan Selesnick**, ending his 2007-08 season.
- March 12** The HEAT signed forward **Bobby Jones** to a 10-day contract.
- March 21** The HEAT signed forward **Stephane Lasme** and guard **Blake Ahearn** to 10-day contracts after receiving a pair of special roster exemptions granted by the NBA.
- March 21** Forward **Udonis Haslem** underwent season-ending ankle arthroscopy and debridement surgery to remove a large bone spur in his left ankle. The surgery was performed by team physician **Dr. Harlan Selesnick** and was assisted by **Dr. Jim Losito**.
- March 22** The HEAT signed free agent forward **Kasib Powell** to a 10-day contract.
- March 27** The NBA announced the HEAT and New Jersey Nets will oppose one another in preseason games in London and Paris in October of 2008 as part of the NBA Europe Live tour.
- March 31** The HEAT signed guard **Blake Ahearn** and forward **Stephane Lasme** to second 10-day contracts.
- April 7** HEAT President and Head Coach **Pat Riley** headlined a group of seven members elected as the Naismith Memorial Basketball Hall of Fame Class of 2008. Joining Riley among the Class of 2008 inductees were **Adrian Dantley**, **Bill Davidson**, **Patrick Ewing**, **Hakeem Olajuwon**, **Cathy Rush** and **Dick Vitale**.
- April 8** The HEAT re-signed forward **Kasib Powell** for the remainder of the season.
- April 10** The HEAT signed forward **Stephane Lasme** for the remainder of the season.

## KEY DATES AND TRANSACTIONS

2008 continued...

- April 11** The HEAT signed guard **Blake Ahearn** for the remainder of the season.
- April 14** Trainer **Ron Culp** worked his 3,000th career game as the Raptors defeated the HEAT in Toronto.
- April 16** Trainer **Ron Culp** worked his 3,001st and final game, retiring after 37 years in the NBA and 20 with the HEAT as Miami defeated Atlanta, 113-99, in the season finale. Culp was honored with a special halftime ceremony in which a banner was hung from the AmericanAirlines Arena rafters in his honor.
- April 28** Miami President and Head Coach **Pat Riley** announced he decided to step down as head coach of the HEAT, but would continue to serve as team President. HEAT Managing General Partner **Micky Arison** and Riley jointly announced that Assistant Coach **Erik Spoelstra** was promoted to head coach, becoming the sixth head coach in franchise history.
- May 20** The HEAT received the second overall pick in the 2008 NBA Draft during the league's Draft Lottery.
- June 6** The HEAT promoted Assistant Trainer **Jay Sabol** to Athletic Trainer/Travel Coordinator. Sabol replaced **Ron Culp** who retired after the 2007-08 season. Sabol became just the second head trainer in HEAT history.
- June 13** The HEAT announced the hiring of former Atlanta Hawks assistant coach **David Fizdale** as an assistant coach.
- June 23** Guard **Dwyane Wade** was selected as a member of the United States Senior National Team which would represent the United States at the 2008 Olympics in Beijing, China from August 8-24.
- June 23** Released forward **Alexander Johnson**.
- June 26** The HEAT selected forward **Michael Beasley** from Kansas State University with the second pick of the 2008 NBA Draft. The HEAT also selected University of Kansas forward **Darnell Jackson** with the 52nd pick of the draft and then traded his draft rights to the Cleveland Cavaliers for a 2009 second-round draft choice.
- June 26** The HEAT acquired the draft rights to University of Kansas guard **Mario Chalmers** (No. 34 overall selection) from the Minnesota Timberwolves in exchange for cash considerations and a pair of 2009 second-round draft choices.
- July 2** The HEAT signed forward **Michael Beasley**, free agent center **David Padgett** and free agent guard **Jason Richards**.
- July 9** The HEAT signed free agent guard/forward **James Jones** and guard **Mario Chalmers**.
- July 25** The HEAT promoted advance scout **Chad Kammerer** to assistant coach.
- August 5** The HEAT claimed forward **Bobby Jones** off waivers.
- August 7** The HEAT signed free agent guard/forward **Yakhouba Diawara**.
- August 14** The HEAT and Clear Channel Radio agreed to a multi-year radio rights deal with WINZ (940 AM) becoming the new flagship station for HEAT radio broadcasts.
- August 15** Released forward **Bobby Jones**.
- August 21** The HEAT re-signed guard/forward **Dorell Wright**.
- August 24** Guard **Dwyane Wade** scored a game-high 27 points to lead the United States Senior National Team to a 118-107 victory over Spain in the gold medal game of the 2008 Summer Olympic Games in Beijing, China.
- September 2** The HEAT signed free agent center **Jamaal Magloire**.
- September 3** Released forward **Stephane Lasme**.
- September 5** HEAT President **Pat Riley** was enshrined in the Naismith Memorial Basketball Hall of Fame in Springfield, MA.
- September 11** The HEAT re-signed guard **Chris Quinn**.
- September 26** The HEAT signed free agent guards **Eddie Basden** and **Tre Kelly** and free agent forwards **Omar Bartlett** and **Matt Walsh**.
- September 29** The HEAT announced General Manager **Randy Pfund** resigned his position to pursue other business opportunities.

# MIAMI HEAT TRADE HISTORY

Below is a list of each team in the NBA and the previous trades made with the HEAT and that team. The number in parenthesis indicates the total number of trades between the HEAT and that team. During its history Miami has made 44 trades, two of which were three-team trades and one was an NBA-record setting five-team, 13-player deal.

## **ATLANTA HAWKS (1):**

**November 7, 1994:** The HEAT acquired Kevin Willis and a future first-round draft choice from the Hawks for Steve Smith, Grant Long and a future second-round draft choice. Miami sent the first-round pick obtained from Atlanta (No. 19 overall) to New York in the Sept. 1, 1995 trade to acquire the rights to Pat Riley. Atlanta traded the second-round pick acquired from Miami (No. 45 overall) to Seattle who selected Joe Vogel in the 1996 NBA Draft.

## **BOSTON CELTICS (3):**

**June 23, 1988:** Miami received a second-round draft pick from Boston in the 1988 NBA Draft for not selecting Dennis Johnson in the 1988 NBA Expansion Draft. Miami used the draft choice (No. 35 overall) to select Sylvester Gray.

**January 10, 1992:** The HEAT traded Sherman Douglas to the Celtics in exchange for Brian Shaw.

**August 2, 2005:** In a five-team deal with Boston, Memphis, New Orleans and Utah, the HEAT acquired Antoine Walker from Boston, James Posey, Jason Williams and Andre Emmett from Memphis and the draft rights to Roberto Duenas from New Orleans; the Celtics received Qyntel Woods, the draft rights to Albert Miralles and two conditional second-round draft picks from Miami and Curtis Borchardt from Utah; the Grizzlies received Eddie Jones from Miami and Raul Lopez from Utah; New Orleans received Rasaul Butler from Miami and Kirk Snyder from Utah and the Jazz received Greg Ostertag from Memphis.

## **CHARLOTTE BOBCATS (1):**

**February 24, 2005:** The HEAT traded Malik Allen to the Bobcats in exchange for Steve Smith.

## **CHICAGO BULLS (2):**

**October 2, 1990:** The HEAT acquired Jeff Sanders from the Bulls in exchange for future considerations.

**October 1, 2001:** The HEAT acquired the draft rights to Sean Lampley for a conditional second-round draft pick.

## **CLEVELAND CAVALIERS (5):**

**June 23, 1988:** The HEAT traded Darnell Valentine, whom they selected in the 1988 NBA Expansion Draft, to Cleveland in exchange for the Cavaliers' second round-pick in either 1990 or 1992. The HEAT traded the pick acquired from Cleveland to Golden State on October 2, 1989 for Tellis Frank.

**June 15, 1995:** The HEAT traded Harold Miner and its 1995 second-round draft choice to the Cavaliers for Cleveland's 1995 second-round pick and future considerations. The HEAT selected George Banks with the second-round pick (No. 46 overall) it acquired from Cleveland and the Cavaliers selected Donny Marshall with the second-round pick (No. 39 overall) they acquired from Miami.

**August 30, 2000:** In a three-way deal with Cleveland and Portland, the HEAT acquired Brian Grant. Miami sent Clarence Weatherspoon, Chris Gatling and a conditional first-round draft choice to Cleveland; Portland sent Brian Grant to Miami and Gary Grant to Cleveland and the Cavaliers sent forward Shawn Kemp to the Trail Blazers. Cleveland used the pick it received from Miami to select Brendan Haywood in the 2001 NBA Draft (No. 20 overall).

**October 26, 2001:** In a three-team sign-and-trade deal with Cleveland and Toronto, the HEAT acquired Chris Gatling from the Cavaliers, Toronto received Don MacLean from Miami and Cleveland received Ricky Davis from the HEAT and Brian Skinner from the Raptors.

**June 26, 2008:** The HEAT traded the draft rights to Darnell Jackson (52nd overall selection in the 2008 NBA Draft) for a 2009 second-round draft choice. Jackson was selected with a pick Miami received from Orlando in the June 7, 2007 trade that released Stan Van Gundy from his contract.

## **DALLAS MAVERICKS (3):**

**June 23, 1988:** The HEAT received Dallas' 1988 first-round draft choice for not selecting Bill Wennington, Uwe Blab or Steve Alford in the 1988 NBA Expansion Draft. Miami used the pick (No. 20 overall) to select Kevin Edwards.

**February 14, 1997:** The HEAT acquired Jamal Mashburn from the Mavericks in exchange for Sasha Danilovic, Kurt Thomas and Martin Muursepp.

**August 22, 2001:** The HEAT traded Tim Hardaway to Dallas in a sign-and-trade deal in which they acquired a 2004 second-round draft choice and a trade exception. Miami used the pick (No. 53 overall) to select Matt Freije.

## **DENVER NUGGETS (2):**

**June 22, 1990:** The HEAT traded its 1990 first-round draft selection, third overall, to Denver in exchange for Washington's 1990 first-round selection and Denver's 1990 first-round selection. The HEAT selected Willie Burton with the Washington pick (No. 9 overall) which Denver had acquired in a previous deal with Dallas on June 21, 1990 and picked Dave Jamerson with Denver's pick (No. 15 overall). The Nuggets selected Mahmoud Abdul-Rauf with the third overall pick received from Miami.

**June 27, 2000:** The HEAT acquired Chris Gatling and the 37th pick in the 2000 NBA Draft from Denver in exchange for Voshon Lenard and Mark Strickland. Miami used the pick to select Eddie House.

## **DETROIT PISTONS (1):**

**September 8, 1992:** The HEAT traded its 1993 first-round draft pick and the draft rights to Isaiah Morris to the Pistons in exchange for John Salley. The Pistons used the draft pick (No. 10 overall) to select Lindsey Hunter.

## **GOLDEN STATE WARRIORS (3):**

**October 2, 1989:** The HEAT traded Cleveland's second-round draft choice in 1990 or 1992, which had been acquired on June 23, 1988 in an NBA Expansion Draft trade, to Golden State for Tellis Frank.

**November 2, 1994:** The HEAT traded Rony Seikaly to the Warriors in exchange for Billy Owens and the rights to Sasha Danilovic.

**February 22, 1996:** The HEAT acquired Tim Hardaway and Chris Gatling from the Warriors in exchange for Kevin Willis and Vernell "Bimbo" Coles.

## **HOUSTON ROCKETS (2):**

**June 27, 1990:** The HEAT traded the draft rights to Dave Jamerson and Carl Herrera to the Rockets in exchange for the draft rights to Alec Kessler.

**February 23, 2006:** The HEAT acquired Derek Anderson from the Rockets in exchange for Gerald Fitch.

## **INDIANA PACERS (1):**

**June 28, 2007:** The HEAT traded the draft rights to Stanko Barac (39th overall selection in the 2007 NBA Draft) to the Pacers for a 2009 second-round draft pick. Barac was selected with the pick Miami acquired from Orlando on June 7, 2007 for releasing Stan Van Gundy from his contract.

## **LOS ANGELES CLIPPERS (1):**

**February 19, 1998:** The HEAT acquired Brent Barry from the Clippers in exchange for Isaac Austin, Charles Smith and an unconditional 1998 first-round draft choice. The Clippers used the pick (No. 22 overall) to select Brian Skinner.

## **LOS ANGELES LAKERS (2):**

**June 23, 1988:** The HEAT received its choice of the Lakers' second-round draft pick in either 1991 or 1992 in exchange for not selecting Kareem Abdul-Jabbar in the 1988 NBA Expansion Draft. Miami opted to take the Lakers' 1992 second-round draft choice (No. 42 overall) and selected Matt Geiger.

**July 14, 2004:** The HEAT acquired Shaquille O'Neal from the Lakers in exchange for Caron Butler, Brian Grant, Lamar Odom and a future first-round draft pick. The Lakers used the pick (No. 26 overall in the 2006 NBA Draft) to select Jordan Farmar.

# MIAMI HEAT TRADE HISTORY

## MEMPHIS/VANCOUVER GRIZZLIES (1):

**August 2, 2005:** In a five-team deal with Boston, Memphis, New Orleans and Utah, the HEAT acquired Antoine Walker from Boston, James Posey, Jason Williams and Andre Emmett from Memphis and the draft rights to Roberto Duenas from New Orleans; the Celtics received Qyntel Woods, the draft rights to Albert Miralles and two conditional second-round draft picks from Miami and Curtis Borchardt from Utah; the Grizzlies received Eddie Jones from Miami and Raul Lopez from Utah; New Orleans received Rasaul Butler from Miami and Kirk Snyder from Utah and the Jazz received Greg Ostertag from Memphis.

## MILWAUKEE BUCKS (1):

**June 23, 1988:** The HEAT traded Fred Roberts, whom they selected in the 1988 NBA Expansion Draft, to the Bucks in exchange for a 1989 second-round draft pick from Milwaukee. The HEAT used the draft choice (No. 45 overall) to select Scott Haffner.

## MINNESOTA TIMBERWOLVES (2):

**October 24, 2007:** The HEAT acquired Ricky Davis and Mark Blount from the Timberwolves in exchange for Antoine Walker, Michael Doleac, Wayne Simien and a conditional first-round draft pick.

**June 26, 2008:** The HEAT acquired the draft rights to Mario Chalmers (34th overall selection in the 2008 NBA Draft) in exchange for cash considerations and a pair of 2009 second-round draft choices.

## NEW JERSEY NETS (0):

The HEAT and Nets have yet to make a trade with one another.

## NEW ORLEANS/CHARLOTTE HORNETS (3):

**November 3, 1995:** The HEAT acquired Alonzo Mourning, Pete Myers and LeRon Ellis from the Hornets in exchange for Glen Rice, Khalid Reeves, Matt Geiger and a first-round draft choice. Charlotte used the pick it received from Miami (No. 16 overall) in the 1996 NBA Draft to select Tony Delk.

**August 2, 2000:** The HEAT acquired Eddie Jones, Anthony Mason, Ricky Davis and Dale Ellis from the Hornets in exchange for P.J. Brown, Jamal Mashburn, Tim James, Otis Thorpe and Rodney Buford.

**August 2, 2005:** In a five-team deal with Boston, Memphis, New Orleans and Utah, the HEAT acquired Antoine Walker from Boston, James Posey, Jason Williams and Andre Emmett from Memphis and the draft rights to Roberto Duenas from New Orleans; the Celtics received Qyntel Woods, the draft rights to Albert Miralles and two conditional second-round draft picks from Miami and Curtis Borchardt from Utah; the Grizzlies received Eddie Jones from Miami and Raul Lopez from Utah; New Orleans received Rasaul Butler from Miami and Kirk Snyder from Utah and the Jazz received Greg Ostertag from Memphis.

## NEW YORK KNICKS (1):

**September 1, 1995:** The HEAT agreed to send the first-round draft pick it attained from Atlanta in the Steve Smith/Grant Long for Kevin Willis trade on Nov. 7, 1994 and \$1 million to the Knicks for the rights to Pat Riley. The Knicks used the pick (No. 19 overall) to select Walter McCarty in the 1996 NBA Draft.

## OKLAHOMA CITY THUNDER/SEATTLE SUPERSONICS (1):

**June 23, 1988:** The HEAT received Seattle's 1988 second-round draft choice in exchange for not selecting Danny Young in the 1988 NBA Expansion Draft. Miami used the draft pick (No. 40 overall) to select Orlando Graham.

## ORLANDO MAGIC (1):

**June 7, 2007:** The HEAT acquired a 2007 second-round pick from the Orlando Magic and the right to swap first-round picks in 2008 if the Magic's pick is not among the first 14 selections or acquire Orlando's second-round pick and future compensation in exchange for releasing Consultant to the Head Coach Stan Van Gundy from his contract so he could sign a contract to become Orlando's head coach. Miami used the pick it acquired in the 2007 NBA Draft (No. 39 overall) to select Stanko Barac and then subsequently traded his draft rights to Indiana in exchange for the Pacers' second-round pick in the 2009 NBA Draft. The HEAT used the pick it acquired in the 2008 NBA Draft (52nd overall) to select Darnell Jackson and then subsequently traded his draft rights to Cleveland for a second-round pick in the 2009 NBA Draft.

## PHILADELPHIA 76ERS (1):

**June 28, 2007:** The HEAT acquired the draft rights of Daeguan Cook (21st overall selection in the 2007 NBA Draft), a 2009 second-round draft pick and cash considerations from the 76ers in exchange for the draft rights of Jason Smith (20th overall selection in the 2007 NBA Draft).

## PHOENIX SUNS (2):

**February 22, 1996:** The HEAT acquired Tony Smith from the Suns in exchange for Terrence Rencher.

**February 6, 2008:** The HEAT acquired Shawn Marion and Marcus Banks in exchange for Shaquille O'Neal.

## PORTLAND TRAIL BLAZERS (1):

**August 30, 2000:** In a three-way deal with Cleveland and Portland, the HEAT acquired Brian Grant. Miami sent Clarence Weatherspoon, Chris Gatling and a conditional first-round draft choice to Cleveland; Portland sent Brian Grant to Miami and Gary Grant to Cleveland and the Cavaliers sent forward Shawn Kemp to the Trail Blazers. Cleveland used the pick it received from Miami to select Brendan Haywood in the 2001 NBA Draft (No. 20 overall).

## SACRAMENTO KINGS (3):

**June 27, 1990:** The HEAT traded Rory Sparrow to the Kings for the draft rights to Vernell "Bimbo" Coles.

**February 22, 1996:** The HEAT acquired Walt Williams and Tyrone Corbin from the Kings in exchange for Billy Owens and Kevin Gamble.

**August 12, 1997:** The HEAT acquired Duane Causwell from the Kings in exchange for Gary Grant, Matt Fish and a conditional 1999 second-round draft choice.

## SAN ANTONIO SPURS (0):

The HEAT and Spurs have yet to make a trade with one another.

## TORONTO RAPTORS (2):

**October 26, 2001:** In a three-team sign-and-trade deal with Cleveland and Toronto, the HEAT acquired Chris Gatling from the Cavaliers, Toronto received Don MacLean from Miami and Cleveland received Ricky Davis from the HEAT and Brian Skinner from the Raptors.

**June 24, 2004:** The HEAT acquired the draft rights to Albert Miralles (No. 39 overall in the 2004 NBA Draft) from the Raptors in exchange for the draft rights to Pape Sow (No. 47 overall in the 2004 NBA Draft) and a 2005 second-round draft choice. Toronto used the pick (No. 58 overall) to select Uros Slokar.

## UTAH JAZZ (2):

**June 26, 1996:** The HEAT acquired the draft rights to Martin Muursepp (No. 25 overall in the 1996 NBA Draft) in exchange for a future first-round draft choice. Utah used the pick in 2000 (No. 23 overall) to select DeShawn Stevenson.

**August 2, 2005:** In a five-team deal with Boston, Memphis, New Orleans and Utah, the HEAT acquired Antoine Walker from Boston, James Posey, Jason Williams and Andre Emmett from Memphis and the draft rights to Roberto Duenas from New Orleans; the Celtics received Qyntel Woods, the draft rights to Albert Miralles and two conditional second-round draft picks from Miami and Curtis Borchardt from Utah; the Grizzlies received Eddie Jones from Miami and Raul Lopez from Utah; New Orleans received Rasaul Butler from Miami and Kirk Snyder from Utah and the Jazz received Greg Ostertag from Memphis.

## WASHINGTON WIZARDS/BULLETS (1):

**June 28, 1995:** The HEAT acquired Rex Chapman and the draft rights to Terrence Rencher from Washington in exchange for the draft rights to Ed Stokes and Jeff Webster.

# MIAMI HEAT NBA AWARD WINNERS

## PLAYER OF THE WEEK\*

|                  |               |
|------------------|---------------|
| Rony Seikaly     | Mar. 11, 1990 |
| Rony Seikaly     | Mar. 7, 1993  |
| Glen Rice        | Nov. 28, 1993 |
| Chris Gatling    | Mar. 24, 1996 |
| Tim Hardaway     | Dec. 29, 1996 |
| Alonzo Mourning  | Feb. 16, 1997 |
| Alonzo Mourning  | Mar. 29, 1998 |
| Alonzo Mourning  | Mar. 14, 1999 |
| Alonzo Mourning  | Dec. 13, 1999 |
| Alonzo Mourning  | Apr. 10, 2000 |
| Eddie Jones      | Jan. 7, 2002  |
| Dwyane Wade      | Feb. 22, 2004 |
| Lamar Odom       | Mar. 7, 2004  |
| Dwyane Wade      | Nov. 7, 2004  |
| Shaquille O'Neal | Dec. 19, 2004 |
| Dwyane Wade      | Dec. 4, 2005  |
| Dwyane Wade      | Jan. 1, 2006  |
| Dwyane Wade      | Jan. 14, 2007 |
| Dwyane Wade      | Feb. 4, 2007  |
| Dwyane Wade      | Feb. 11, 2007 |

## PLAYER OF THE MONTH\*

|                  |               |
|------------------|---------------|
| Glen Rice        | April 1992    |
| Alonzo Mourning  | December 1999 |
| Lamar Odom       | March 2004    |
| Dwyane Wade      | December 2004 |
| Shaquille O'Neal | March 2005    |
| Dwyane Wade      | February 2006 |

## ROOKIE OF THE MONTH\*

|              |               |
|--------------|---------------|
| Caron Butler | November 2002 |
| Caron Butler | January 2003  |
| Caron Butler | February 2003 |
| Caron Butler | March 2003    |

## COACH OF THE MONTH\*

|                |               |
|----------------|---------------|
| Pat Riley      | December 1996 |
| Pat Riley      | February 1998 |
| Pat Riley      | December 2000 |
| Stan Van Gundy | March 2004    |
| Stan Van Gundy | December 2004 |
| Stan Van Gundy | March 2005    |
| Pat Riley      | February 2006 |
| Pat Riley      | March 2007    |

## NBA COACH OF THE YEAR

|           |         |
|-----------|---------|
| Pat Riley | 1996-97 |
|-----------|---------|

## NBA FINALS MVP

|             |      |
|-------------|------|
| Dwyane Wade | 2006 |
|-------------|------|

## ALL-NBA TEAMS

### First Team

|                  |         |
|------------------|---------|
| Tim Hardaway     | 1996-97 |
| Alonzo Mourning  | 1998-99 |
| Shaquille O'Neal | 2004-05 |
| Shaquille O'Neal | 2005-06 |

### Second Team

|                 |         |
|-----------------|---------|
| Tim Hardaway    | 1997-98 |
| Tim Hardaway    | 1998-99 |
| Alonzo Mourning | 1999-00 |
| Dwyane Wade     | 2004-05 |
| Dwyane Wade     | 2005-06 |

### Third Team

|             |         |
|-------------|---------|
| Dwyane Wade | 2006-07 |
|-------------|---------|

## NBA ALL-ROOKIE TEAMS

### First Team

|                 |         |
|-----------------|---------|
| Sherman Douglas | 1989-90 |
| Steve Smith     | 1991-92 |
| Caron Butler    | 2002-03 |
| Dwyane Wade*    | 2003-04 |

### Second Team

|               |         |
|---------------|---------|
| Kevin Edwards | 1988-89 |
| Glen Rice     | 1989-90 |
| Willie Burton | 1990-91 |
| Udonis Haslem | 2003-04 |

\* - *Unanimous selection*

## NBA ALL-DEFENSIVE TEAMS

### First Team

|                 |         |
|-----------------|---------|
| Alonzo Mourning | 1998-99 |
| Alonzo Mourning | 1999-00 |

### Second Team

|             |         |
|-------------|---------|
| P.J. Brown  | 1996-97 |
| P.J. Brown  | 1998-99 |
| Bruce Bowen | 2000-01 |
| Dwyane Wade | 2004-05 |

## NBA DEFENSIVE PLAYER OF THE YEAR

|                 |         |
|-----------------|---------|
| Alonzo Mourning | 1998-99 |
| Alonzo Mourning | 1999-00 |

## J. WALTER KENNEDY CITIZENSHIP AWARD

|                 |         |
|-----------------|---------|
| P.J. Brown      | 1996-97 |
| Alonzo Mourning | 2001-02 |

## NBA MOST IMPROVED PLAYER

|              |         |
|--------------|---------|
| Rony Seikaly | 1989-90 |
| Isaac Austin | 1996-97 |

## DIVISIONAL SPORTSMANSHIP AWARD

|                                       |         |
|---------------------------------------|---------|
| LaPhonso Ellis (Atlantic Division)    | 2001-02 |
| Shaquille O'Neal (Southeast Division) | 2005-06 |

## COMMUNITY ASSIST AWARD

|                  |               |
|------------------|---------------|
| Lamar Odom       | May 2004      |
| Dwyane Wade*     | August 2004   |
| Shaquille O'Neal | December 2004 |
| Alonzo Mourning  | July 2006     |
| Dwyane Wade      | August 2007   |
| Alonzo Mourning  | July 2008     |

\*-All 2004 USA Olympic Basketball Team members captured the Community Assist Award in August of 2004.

## USA OLYMPIANS

|                 |      |
|-----------------|------|
| Tim Hardaway    | 2000 |
| Alonzo Mourning | 2000 |
| Dwyane Wade     | 2004 |
| Dwyane Wade     | 2008 |

\*-Beginning with the 2001-02 season the NBA began selecting a Player of the Week, Player of the Month and Rookie of the Month in both the Eastern and Western Conference. Beginning with the 2002-03 season the NBA also began selecting a Coach of the Month in both the Eastern and Western Conference. Prior to selecting a winner in each conference, a single winner for the entire league was selected for each of the aforementioned awards. All above listed HEAT recipients were selected the Eastern Conference winner since the move to awarding a recipient in each conference.

# MIAMI HEAT ALL-STAR WEEKEND PARTICIPANTS

## NBA ALL-STAR GAME

|       |   |
|-------|---|
| 1996: | Alonzo Mourning   |
| 1997: | Alonzo Mourning*; Tim Hardaway  |
| 1998: | Tim Hardaway  |
| 2000: | Alonzo Mourning (Starter)   |
| 2001: | Alonzo Mourning* (Starter)<br>Anthony Mason** (Starter)                 |
| 2002: | Alonzo Mourning   |
| 2005: | Shaquille O'Neal (Starter); Dwyane Wade;<br>Stan Van Gundy (Head Coach) |
| 2006: | Shaquille O'Neal (Starter);<br>Dwyane Wade (Starter)                    |
| 2007: | Shaquille O'Neal (Starter);<br>Dwyane Wade (Starter)                    |
| 2008: | Dwyane Wade (Starter)   |

\*-Did not play in the game due to injury

\*\*-Named a replacement starter by head coach

### Note:

The Miami HEAT played host to the 1990 All-Star Game at the Miami Arena on Feb. 11, 1990. The East, coached by Chuck Daly, defeated the West, coached by Pat Riley, 130-113. Magic Johnson was named MVP becoming just the third player in NBA history to be named All-Star MVP despite playing on the losing team.

## ROOKIE CHALLENGE GAME PARTICIPANTS

|       |  |
|-------|--|
| 1995: | Khalid Reeves (Starter)  |
| 1996: | Kurt Thomas  |
| 2003: | Caron Butler (Starter)   |
| 2004: | Dwyane Wade (Starter); Udonis Haslem                                       |
| 2005: | Dwyane Wade (Starter);<br>Udonis Haslem (Starter); Bob McAdoo (Head Coach) |

## SLAM DUNK PARTICIPANTS


|       |                        |
|-------|------------------------|
| 1990: | Billy Thompson (7th)   |
| 1993: | Harold Miner (1st)     |
| 1994: | Harold Miner (Injured) |
| 1995: | Harold Miner (1st)     |

## LONG DISTANCE SHOOTOUT PARTICIPANTS


|       |                         |
|-------|-------------------------|
| 1989: | Jon Sundvold (tied-5th) |
| 1990: | Jon Sundvold (3rd)      |
| 1991: | Glen Rice (7th)         |
| 1995: | Glen Rice (1st)         |
| 2007: | Jason Kapono (1st)      |

## SKILLS CHALLENGE

|       |                   |
|-------|-------------------|
| 2006: | Dwyane Wade (1st) |
| 2007: | Dwyane Wade (1st) |
| 2008: | Dwyane Wade (4th) |



In 1996, Alonzo Mourning was the first member of the HEAT to play in an NBA All-Star Game. Above he is seen recording a slam dunk in the contest at San Antonio.



Dwyane Wade has appeared in the PlayStation Skills Challenge in each of the past three seasons and won the competition in both 2006 and 2007.

# DRAFT HISTORY

## 1988 EXPANSION DRAFT

| RD | PICK | POS | PLAYER            | HT   | WT  | SELECTED FROM |
|----|------|-----|-------------------|------|-----|---------------|
| 1  | 1    | F   | Arvid Kramer      | 6-9  | 220 | Dallas        |
| 2  | 3    | F   | Billy Thompson    | 6-7  | 215 | L.A. Lakers   |
| 3  | 5    | F   | Fred Roberts      | 6-10 | 220 | Boston        |
| 4  | 7    | F/C | Scott Hastings    | 6-11 | 245 | Atlanta       |
| 5  | 9    | G   | Jon Sundvold      | 6-2  | 170 | San Antonio   |
| 6  | 11   | G   | Kevin Williams    | 6-2  | 180 | Seattle       |
| 7  | 13   | C   | Hansi Gnad        | 6-10 | 235 | Philadelphia  |
| 8  | 15   | G   | Darnell Valentine | 6-1  | 183 | L.A. Clippers |
| 9  | 17   | G   | Dwayne Washington | 6-2  | 200 | New Jersey    |
| 10 | 19   | G   | Andre Turner      | 5-10 | 175 | Houston       |
| 11 | 21   | F   | Conner Henry      | 6-7  | 195 | Sacramento    |
| 12 | 23   | C   | John Stroeder     | 6-10 | 260 | Milwaukee     |

## 1988 NBA DRAFT

| RD | PICK | POS | PLAYER         | HT    | WT  | COLLEGE           |
|----|------|-----|----------------|-------|-----|-------------------|
| 1  | 9    | C   | Rony Seikaly   | 6-11½ | 240 | Syracuse          |
| 1  | 20   | G   | Kevin Edwards  | 6-3   | 190 | DePaul            |
| 2  | 33   | F   | Grant Long     | 6-8   | 230 | Eastern Michigan  |
| 2  | 35   | F   | Sylvester Gray | 6-6   | 240 | Memphis State     |
| 2  | 40   | F   | Orlando Graham | 6-6   | 230 | Auburn-Montgomery |
| 3  | 59   | F   | Nate Johnston  | 6-8   | 210 | Tampa             |

## 1989 NBA DRAFT

| RD | PICK | POS | PLAYER          | HT  | WT  | COLLEGE    |
|----|------|-----|-----------------|-----|-----|------------|
| 1  | 4    | G/F | Glen Rice       | 6-7 | 218 | Michigan   |
| 2  | 28   | G   | Sherman Douglas | 6-0 | 180 | Syracuse   |
| 2  | 45   | G   | Scott Haffner   | 6-3 | 185 | Evansville |

## 1990 NBA DRAFT

| RD | PICK | POS | PLAYER        | HT  | WT  | COLLEGE   |
|----|------|-----|---------------|-----|-----|-----------|
| 1  | 9    | G/F | Willie Burton | 6-8 | 219 | Minnesota |
| 1  | 15   | G   | Dave Jamerson | 6-5 | 190 | Ohio      |
| 2  | 30   | F   | Carl Herrera  | 6-9 | 220 | Houston   |

## 1991 NBA DRAFT

| RD | PICK | POS | PLAYER        | HT   | WT  | COLLEGE        |
|----|------|-----|---------------|------|-----|----------------|
| 1  | 5    | G   | Steve Smith   | 6-8  | 202 | Michigan State |
| 2  | 29   | F   | George Ackles | 6-10 | 215 | UNLV           |

## 1992 NBA DRAFT

| RD | PICK | POS | PLAYER        | HT  | WT  | COLLEGE             |
|----|------|-----|---------------|-----|-----|---------------------|
| 1  | 12   | G   | Harold Miner  | 6-5 | 221 | Southern California |
| 2  | 37   | F   | Isaiah Morris | 6-8 | 228 | Arkansas            |
| 2  | 42   | C   | Matt Geiger   | 7-0 | 245 | Georgia Tech        |

## 1993 NBA DRAFT

| RD | PICK | POS | PLAYER    | HT  | WT  | COLLEGE |
|----|------|-----|-----------|-----|-----|---------|
| 2  | 35   | C   | Ed Stokes | 7-0 | 264 | Arizona |

## 1994 NBA DRAFT

| RD | PICK | POS | PLAYER        | HT  | WT  | COLLEGE  |
|----|------|-----|---------------|-----|-----|----------|
| 1  | 12   | G   | Khalid Reeves | 6-3 | 199 | Arizona  |
| 2  | 40   | F   | Jeff Webster  | 6-8 | 232 | Oklahoma |

## 1995 NBA DRAFT

| RD | PICK | POS | PLAYER       | HT  | WT  | COLLEGE         |
|----|------|-----|--------------|-----|-----|-----------------|
| 1  | 10   | F   | Kurt Thomas  | 6-9 | 230 | Texas Christian |
| 2  | 46   | F   | George Banks | 6-7 | 210 | Texas El Paso   |

# DRAFT HISTORY

## 1996 NBA DRAFT

NO SELECTIONS

## 1997 NBA DRAFT

| RD | PICK | POS | PLAYER        | HT  | WT  | COLLEGE    |
|----|------|-----|---------------|-----|-----|------------|
| 1  | 26   | G   | Charles Smith | 6-4 | 194 | New Mexico |
| 2  | 31   | F   | Mark Sanford  | 6-9 | 210 | Washington |

## 1998 NBA DRAFT

| RD | PICK | POS | PLAYER       | HT  | WT  | COLLEGE  |
|----|------|-----|--------------|-----|-----|----------|
| 2  | 51   | G   | Corey Brewer | 6-2 | 190 | Oklahoma |

## 1999 NBA DRAFT

| RD | PICK | POS | PLAYER        | HT  | WT  | COLLEGE    |
|----|------|-----|---------------|-----|-----|------------|
| 1  | 25   | F   | Tim James     | 6-7 | 221 | Miami (FL) |
| 2  | 53   | G/F | Rodney Buford | 6-5 | 195 | Creighton  |

## 2000 NBA DRAFT

| RD | PICK | POS | PLAYER       | HT  | WT  | COLLEGE         |
|----|------|-----|--------------|-----|-----|-----------------|
| 2  | 37   | G   | Eddie House  | 6-1 | 180 | Arizona State   |
| 2  | 52   | C   | Ernest Brown | 7-0 | 255 | Indian Hills JC |

## 2001 NBA DRAFT

| RD | PICK | POS | PLAYER      | HT   | WT  | COLLEGE    |
|----|------|-----|-------------|------|-----|------------|
| 2  | 49   | C   | Ken Johnson | 6-11 | 235 | Ohio State |

## 2002 NBA DRAFT

| RD | PICK | POS | PLAYER        | HT  | WT  | COLLEGE     |
|----|------|-----|---------------|-----|-----|-------------|
| 1  | 10   | F   | Caron Butler  | 6-7 | 217 | Connecticut |
| 2  | 53   | F   | Rasual Butler | 6-7 | 205 | La Salle    |

## 2003 NBA DRAFT

| RD | PICK | POS | PLAYER         | HT  | WT  | COLLEGE      |
|----|------|-----|----------------|-----|-----|--------------|
| 1  | 5    | G   | Dwyane Wade    | 6-4 | 212 | Marquette    |
| 2  | 33   | F   | Jerome Beasley | 6-9 | 237 | North Dakota |

## 2004 NBA DRAFT

| RD | PICK | POS | PLAYER         | HT   | WT  | COLLEGE              |
|----|------|-----|----------------|------|-----|----------------------|
| 1  | 19   | G/F | Dorell Wright* | 6-7  | 200 | South Kent Prep (CT) |
| 2  | 47   | F   | Pape Sow       | 6-10 | 250 | Cal State Fullerton  |
| 2  | 53   | F   | Matt Freije    | 6-10 | 238 | Vanderbilt           |

\*-First high school player drafted in HEAT history

## 2005 NBA DRAFT

| RD | PICK | POS | PLAYER       | HT  | WT  | COLLEGE |
|----|------|-----|--------------|-----|-----|---------|
| 1  | 29   | F   | Wayne Simien | 6-9 | 250 | Kansas  |

## 2006 NBA DRAFT

NO SELECTIONS

## 2007 NBA DRAFT

| RD | PICK | POS | PLAYER       | HT  | WT  | COLLEGE               |
|----|------|-----|--------------|-----|-----|-----------------------|
| 1  | 20   | F/C | Jason Smith  | 7-0 | 240 | Colorado State        |
| 2  | 39   | C   | Stanko Barac | 7-1 | 240 | Siroki Prima (Bosnia) |

## 2008 NBA DRAFT

| RD | PICK | POS | PLAYER          | HT   | WT  | COLLEGE      |
|----|------|-----|-----------------|------|-----|--------------|
| 1  | 2    | F   | Michael Beasley | 6-9½ | 235 | Kansas State |
| 2  | 52   | F   | Darnell Jackson | 6-8  | 250 | Kansas       |

# HEAT FIRSTS

*All firsts occurred on November 5, 1988 vs. L.A. Clippers unless otherwise noted.*

## **Field Goal:**

RORY SPARROW — (14-Ft. jumper, right top of key 11:03, first quarter to tie score, 2-2)

## **Rebound (defensive):**

KEVIN EDWARDS — (Off Charles Smith miss at 11:41, first quarter)

## **Offensive Rebound:**

RONY SEIKALY — (Off Pat Cummings miss at 10:38, first quarter)

## **Steal:**

PAT CUMMINGS — (Off Benoit Benjamin errant pass at 7:18, first quarter)

## **Turnover:**

KEVIN EDWARDS — (Loses ball to Norm Nixon at 11:36, first quarter)

## **Assist:**

DWAYNE WASHINGTON — (Pass to Sylvester Gray for dunk at 1:08, first quarter to make score, 26-13, L.A.)

## **Free Throw:**

RONY SEIKALY — (After Benoit Benjamin foul at 9:25, first quarter)

## **Personal Foul:**

PAT CUMMINGS — (At 6:17, first quarter)

## **Blocked Shot:**

RONY SEIKALY — (At 1:16, third quarter)

## **Three-Point Field Goal:**

JON SUNDVOLD — (24- Ft. jumper, right side at 3:40 fourth quarter - Nov. 11, 1988 vs. Houston)

## **Dunk:**

SYLVESTER GRAY — (Off fastbreak pass from Dwayne Washington at 1:08, first quarter)

## **Technical Foul:**

SCOTT HASTINGS — (1:44, first quarter, Nov. 9, 1988 at San Antonio)

## **Ejection:**

RON ROTHSTEIN — (2:52, second quarter, two technical fouls, Dec. 30, 1988 at Denver)

## **50-Point Game:**

GLEN RICE — (56 - April 15, 1995 vs. Orlando)

## **40-Point Game:**

RONY SEIKALY — (40 - Feb. 13, 1990 vs. Chicago)

## **30-Point Game:**

RONY SEIKALY — (30 - Jan. 10, 1989 vs. Utah)

## **20-Point Game:**

KEVIN EDWARDS — (21 - Nov. 8, 1988 @ Dallas)

## **30-Rebound Game:**

RONY SEIKALY — (34 -Mar. 3, 1993 vs. Washington)

## **20-Rebound Game:**

RONY SEIKALY — (22 - Nov. 28, 1989 @ Orlando)

## **15-Rebound Game:**

RONY SEIKALY — (16 - Dec. 9, 1988 vs. Denver)

## **15-Assist Game:**

SHERMAN DOUGLAS — (17 - Feb 26, 1990 @ Atlanta)

## **10-Assist Game:**

KEVIN EDWARDS — (10 - Dec. 26, 1988 vs. San Antonio)

## **Triple-Double:**

RORY SPARROW — (24 points, 10 rebounds, 10 assists, April 18, 1989 vs. Dallas)

## **Victory:**

December 14, 1988 @ L.A. Clippers, 89-88

## **Home Victory:**

December 23, 1988 vs. Utah, 101-80

## **Starting Lineup:**

RORY SPARROW, KEVIN EDWARDS, RONY SEIKALY, PAT CUMMINGS, BILLY THOMPSON

## **Substitution:**

JON SUNDVOLD — (At 5:21 first quarter)

## **Playoff Game:**

@ Chicago, April 24, 1992

## **Playoff Win:**

@ Atlanta, April 28, 1994 (Won 93-88)

## **Playoff Series Win:**

vs. Orlando, May 4, 1997 (Game 5, Eastern Conference First Round, 91-83)

## **Eastern Conference Semifinals Game:**

vs. New York, May 7, 1997 (Lost 88-79)

## **Eastern Conference Semifinals Playoff Win:**

vs. New York, May 9, 1997 (Game 2, 88-84)

## **Eastern Conference Semifinals Series Win:**

vs. New York, May 18, 1997 (Game 7, 101-90)

## **Eastern Conference Finals Game:**

@ Chicago, May 20, 1997 (Lost 84-77)

## **Eastern Conference Finals Win:**

vs. Chicago, May 26, 1997 (Game 4, 87-80)

## **Eastern Conference Finals Series Win:**

vs. Detroit, June 2, 2006 (Game 6, 95-78)

## **NBA Finals Game:**

@ Dallas, June 8, 2006 (Lost 90-80)

## **NBA Finals Win:**

vs. Dallas, June 13, 2006 (Game 3, 98-96)

## **NBA Finals Series Win:**

@ Dallas, June 20, 2006 (Game 6, 95-92)

## **Atlantic Division Title Win/Clinch:**

Clinched when defeated Detroit on April 10, 1997 (Won 93-83) at Miami Arena and Chicago beat New York that same evening.

## **Southeast Division Title Win/Clinch:**

Clinched when defeated Phoenix on March 25, 2005 (Won 125-115) at AmericanAirlines Arena.

## **Number One Seed in the Eastern Conference**

### **Playoffs:**

Clinched when defeated Atlanta on May 4, 1999 (93-79) at Miami Arena.