

OPPONENTS




BOSTON CELTICS

151 Merrimac Street
 Boston, MA 02144
 (617) 854-8000



Doc Rivers
 Head Coach



Paul Pierce

DIRECTORY

CEO & Managing Partner	Wyc Grousbeck
President	Arnold "Red" Auerbach
Executive Director of Basketball Operations	Danny Ainge
General Manager	Chris Wallace
Head Coach	Glenn "Doc" Rivers
Overall NBA coaching record (yrs.)	171-168 (4 yrs.)
Assistant Coaches	Tony Brown, Jim Brewer, Kevin Eastman, Armond Hill, Paul Pressey, Dave Wohl
Athletic Trainer	Ed Lacerte
Strength & Conditioning Coaches	Brian Doo, Walter Norton, Jr.
Vice President of Media Services/Alumni Affairs	Jeffrey Twiss
Vice President of Communications	Bill Bonsiewicz
Media Services Coordinator	Brian Gleason
Communications Manager	Farra D'Orazio
Home Court	FleetCenter (18,624, opened in 1995)
Team Colors	Green, Gold, Brown, Beige and Black
Radio	WWZN (1510 AM), Sean Grande and Cedric Maxwell
Television	FOX Sports Net New England (cable), Mike Gorman and Tom Heinsohn
All-Time Hawks Series Record	Boston leads, 204-118
All-Time Atlanta Series Record	Boston leads, 101-67

2003-04 RESULTS

Atlanta, 3-1
 (High Scorer, ATL/BOS)
 Dec. 23 at Atlanta (93-88, Hawks)
 Abdur-Rahim 25/McCarty 16
 Feb. 6 at Boston (100-96, Hawks)
 Jackson 23/Pierce 28
 Apr. 10 at Atlanta (110-99, Hawks)
 Jackson 28/Davis 24
 Apr. 14 at Boston (137-132, Celtics)
 Two w/24/Banks 28

SERIES FACTS

Current Streak: Boston, one win
 Current Home Streak: Won 2
 Current Road Streak: Lost 1
 Last Home Win: 4/10/04, 110-99
 Last Road Win: 2/6/04, 100-96
 Last Home Loss: 11/23/02, 109-99
 Last Road Loss: 4/14/04, 137-132
 Biggest Win: 35 (2/28/78), 117-85
 Biggest Loss: 26 (11/16/77), 131-105

BOSTON CELTICS, CONT.

SCHEDULE (All Times Eastern)

Friday, January 14	Atlanta at Boston	7:30 PM, FleetCenter
Saturday, January 22	Boston at Atlanta	7:00 PM, Philips Arena
Wednesday, March 9	Atlanta at Boston	7:00 PM, FleetCenter
Friday, April 1	Boston at Atlanta	7:30 PM, Philips Arena

ATLANTA VS. BOSTON

CAREER STATISTICS, through 2003-04 season

PLAYER	G-GS	MIN	FG-FGA	PCT	3FG-FGA	PCT	FT-FTA	PCT	OFF	DEF	TOT	AST	PF-DQ	STL	TO	BLK	PTS	AVG	HI
Walker	2-2	75	12-27	.444	1-9	.111	3-8	.375	4	12	16	11	6-0	2	3	3	28	14.0	21
Delk	10-1	256	46-117	.393	11-39	.282	18-23	.783	11	15	26	28	19-0	19	19	2	121	12.1	25
Harrington	18-5	514	80-187	.428	2-10	.200	38-54	.704	45	73	118	24	60-0	16	38	6	200	11.1	27
Crawford	11-4	235	46-89	.517	7-19	.368	20-24	.833	16	22	38	11	26-0	7	13	0	119	10.8	24
Diaw	4-1	112	9-13	.692	0-1	.000	7-10	.700	7	14	21	12	16-0	7	14	2	25	6.3	13
Collier	4-1	65	9-29	.310	0-1	.000	5-6	.833	5	8	13	2	7-0	1	5	0	23	5.8	10
Drobnjak	4-0	59	8-21	.381	0-0	---	6-7	.857	4	6	10	3	1-0	1	2	2	22	5.5	16

BOSTON VS. ATLANTA

CAREER STATISTICS, through 2003-04 season

PLAYER	G-GS	MIN	FG-FGA	PCT	3FG-FGA	PCT	FT-FTA	PCT	OFF	DEF	TOT	AST	PF-DQ	STL	TO	BLK	PTS	AVG	HI
Pierce	19-19	742	147-336	.438	36-108	.333	116-143	.811	30	97	127	73	57-0	41	50	10	446	23.5	41
Payton	27-26	975	184-396	.465	17-71	.239	60-84	.714	31	77	108	213	67-0	51	57	5	445	16.5	32
LaFrentz	6-6	185	37-67	.552	3-8	.375	7-9	.778	15	30	45	9	26-2	4	9	18	84	14.0	26
Gugliotta	19-18	612	101-214	.472	4-19	.211	56-74	.757	36	95	131	63	45-0	29	47	13	262	13.8	26
Barros	37-14	892	151-322	.469	64-144	.444	57-67	.851	8	61	69	120	52-0	25	64	2	423	11.4	27
Banks	4-0	69	13-23	.565	3-6	.500	14-16	.875	1	4	5	6	9-0	6	4	2	43	10.8	28
Fox	35-21	931	150-318	.472	21-60	.350	51-66	.773	46	108	154	105	95-0	41	67	19	372	10.6	31
Davis	20-6	454	75-198	.379	8-28	.286	40-55	.727	17	44	61	50	33-0	20	50	6	198	9.9	24
Welsch	5-4	150	16-40	.400	4-13	.308	10-15	.667	7	13	20	21	8-0	7	9	0	46	9.2	14
Blount	12-7	240	30-58	.517	0-0	---	25-29	.862	23	30	53	7	31-1	7	22	17	85	7.1	27
McCarty	25-3	450	51-117	.436	19-54	.352	17-21	.810	18	43	61	33	48-0	17	21	11	138	5.5	19
Stewart	16-0	142	10-20	.500	0-0	---	5-6	.833	16	24	40	6	25-0	2	1	12	25	1.6	8

ATLANTA ALL-TIME RECORD VS. BOSTON

Season	Home	Road	Neutral	Total	Season	Home	Road	Neutral	Total
49-68*	33-32	7-50	11-21	51-103	86-87	3-0	0-3	0-0	3-3
68-69	2-1	1-2	0-0	3-3	87-88	2-1	0-2	0-0	2-3
69-70	3-0	3-0	0-0	6-0	88-89	2-0	1-1	0-0	3-1
70-71	1-2	1-2	0-0	2-4	89-90	1-1	0-2	0-0	1-3
71-72	0-2	0-2	0-0	0-4	90-91	2-0	1-1	0-0	3-1
72-73	0-3	1-2	0-0	1-5	91-92	2-0	0-1	1-0	3-1
73-74	1-2	0-2	0-1	1-5	92-93	1-1	0-1	1-0	2-2
74-75	0-2	0-2	0-0	0-4	93-94	2-0	2-0	0-0	4-0
75-76	1-1	0-2	1-0	2-3	94-95	2-0	1-1	0-0	3-1
76-77	0-2	0-2	0-0	0-4	95-96	2-0	2-0	0-0	4-0
77-78	2-0	0-1	0-1	2-2	96-97	2-0	1-1	0-0	3-1
78-79	1-1	1-1	0-0	2-2	97-98	1-1	1-0	0-0	2-1
79-80	1-2	1-1	0-1	2-4	98-99	2-0	1-0	0-0	3-0
80-81	1-2	1-1	0-1	2-4	99-00	1-1	0-2	0-0	1-3
81-82	1-2	0-3	0-0	1-5	00-01	1-1	0-2	0-0	1-3
82-83	0-3	1-2	0-0	1-5	01-02	1-1	1-1	0-0	2-2
83-84	0-2	0-3	0-0	0-5	02-03	0-1	0-2	0-0	0-3
84-85	0-3	1-1	0-0	1-4	03-04	2-0	1-1	0-0	3-1
85-86	0-3	0-3	0-0	0-6	TOTALS	75-72	29-103	14-25	118-204
					ATL TOTALS	43-41	23-53	3-4	67-101

*1949-68 signifies Tri-Cities Blackhawks/Milwaukee Hawks/St. Louis Hawks years.

OPONENTS

CHARLOTTE BOBCATS

129 W. Trade St., Suite 700
 Charlotte, NC 28202
 (704) 424-4120



Bernie Bickerstaff
 Head Coach



Emeka Okafor

DIRECTORY

Owner & Governor	Robert L. Johnson
President & Alternate Governor	Ed Tapscott
Executive Vice President & Chief of Staff	Chris Weiller
General Manager & Head Coach	Bernie Bickerstaff
Overall NBA coaching record (yrs.).....	337-344 (10 yrs.)
Assistant General Manager	Karl Hicks
Assistant Coaches .Gary Brokaw, John-Blair Bickerstaff, Jeff Capel, Gary Kloppenburg, John Outlaw	
Head Athletic Trainer	Joe Sharpe
Director of Public Relations	Scott Leightman
Manager of Public Relations	B.J. Evans
Public Relations Assistant	Talyse Krolewicz
Home Court	Charlotte Coliseum (23,319, opened in 1988)
Team Colors	Bobcats Orange, Bobcats Blue, Black and Silver
Radio	WNMX (Mix 106.1 FM), Steve Martin
Television	C-Set (Cable), WJZY (UPN 46) Matt Devlin, Adrian Branch

2003-04 RESULTS

First Meeting Ever

SERIES FACTS

First Meeting Ever

CHARLOTTE BOBCATS, CONT.

SCHEDULE (All Times Eastern)

Saturday, November 27	Atlanta at Charlotte	7:00 PM, Charlotte Coliseum
Saturday, January 15	Charlotte at Atlanta	7:00 PM, Philips Arena
Monday, April 11	Charlotte at Atlanta	7:30 PM, Philips Arena
Wednesday, April 13	Atlanta at Charlotte	7:00 PM, Charlotte Coliseum

ATLANTA VS. CHARLOTTE

First Meeting Ever

CHARLOTTE VS. ATLANTA

CAREER STATISTICS, through 2003-04 season

PLAYER	G-GS	MIN	FG-FGA	PCT	3FG-FGA	PCT	FT-FTA	PCT	OFF	DEF	TOT	AST	PF-DQ	STL	TO	BLK	PTS	AVG	HI
Kapono	3-1	63	11-22	.500	5-7	.714	4-4	1.000	5	4	9	2	4-0	2	2	1	31	10.3	16
Ely	3-0	55	9-19	.474	0-0	---	4-7	.571	8	7	15	0	4-0	0	2	2	22	7.3	13
House	6-0	114	19-47	.404	6-13	.462	0-0	---	3	3	6	8	15-1	3	5	0	44	7.3	13
White	15-8	308	44-88	.500	0-0	---	22-41	.537	37	76	113	5	45-2	5	21	17	110	7.3	15
Smith	1-0	9	1-3	.333	0-0	---	1-1	1.000	0	1	1	0	2-0	0	1	0	3	3.0	3
Wallace	4-0	27	5-9	.556	0-0	---	1-4	.250	4	4	8	1	3-0	1	2	2	11	2.8	11
Benjamin	7-0	44	8-16	.500	1-3	.333	1-2	.500	1	6	7	1	8-0	1	4	2	18	2.6	7
Hunter	2-0	17	2-6	.333	0-1	.000	1-1	1.000	4	1	5	0	2-0	1	1	0	5	2.5	5
Hart	1-0	9	1-2	.500	0-0	---	0-0	---	0	2	2	2	0-0	1	0	0	2	2.0	2
Sampson	2-0	20	2-5	.400	0-0	---	0-0	---	5	5	10	1	2-0	2	1	1	4	2.0	4
Slay	5-0	54	3-14	.214	0-3	.000	3-4	.750	2	5	7	1	6-0	1	6	1	9	1.8	4
Brezec	3-0	12	0-2	.000	0-0	---	0-0	---	0	1	1	1	1-0	0	1	0	0	0.0	0

ATLANTA ALL-TIME RECORD VS. CHARLOTTE


First Meeting Ever

CHICAGO BULLS

1901 W. Madison St.
Chicago, IL 60612
(312) 455-4000



Scott Skiles
Head Coach



Eddy Curry

DIRECTORY

Chairman.....	Jerry Reinsdorf
Executive Vice President of Business Operations.....	Steve Schanwald
Executive Vice President of Basketball Operations.....	John Paxson
Head Coach.....	Scott Skiles
Record with club (yrs).....	19-47 (1 yr.)
Overall NBA coaching record (yrs).....	135-126 (4 yrs.)
Assistant Coaches.....	Ron Adams, Jim Boylan, Pete Myers, Johnny Bach
Head Athletic Trainer.....	Fred Tedeschi
Assistant Athletic Trainer.....	Eric Waters
Senior Director of Public and Media Relations.....	Tim Hallam
Senior Manager of Public and Media Relations.....	Sebrina Brewster
Coordinator, Public and Media Relations.....	Brandon Faber
Assistant, Public and Media Relations.....	Matt Yob
Home Court.....	United Center (21,711, opened in 1994)
Team Colors.....	Red and Black
Radio.....	ESPN AM 1000, Neil Funk and Bill Wennington
Television.....	WGN (Ch. 9), WCIU (Ch. 26), Wayne Larrivee and Johnny "Red" Kerr FOX Sports Net Chicago (cable), Tom Dore and Johnny "Red" Kerr
All-Time Hawks Series Record.....	Chicago leads, 97-91
All-Time Atlanta Series Record.....	Chicago leads, 92-79

2003-04 RESULTS

Atlanta, 3-1
(High Scorer, ATL/CHI)
Oct. 31 at Chicago (100-94, Bulls)
Terry 24/Curry 22
Jan. 21 at Atlanta (97-87, Hawks)
Two w/22/Two w/17
Mar. 27 at Atlanta (97-88, Hawks)
Jackson 27/Fizer 15
Apr. 9 at Chicago (116-101, Hawks)
Jackson 36/Hinrich 29

SERIES FACTS

Current Streak: Atlanta, three wins
Current Home Streak: Won 2
Current Road Streak: Won 1
Last Home Win: 3/27/04, 97-88
Last Road Win: 4/9/04, 116-101
Last Home Loss: 1/20/03, 115-102
Last Road Loss: 10/31/03, 100-94
Biggest Win: 37 (4/8/83), 138-101
Biggest Loss: 35 (3/10/91), 122-87

CHICAGO BULLS, CONT.

SCHEDULE (All Times Eastern)

Friday, January 21	Atlanta at Chicago	8:30 PM, United Center
Monday, January 24	Chicago at Atlanta	7:30 PM, Philips Arena
Monday, March 21	Atlanta at Chicago	8:30 PM, United Center
Saturday, April 16	Chicago at Atlanta	7:00 PM, Philips Arena

ATLANTA VS. CHICAGO

CAREER STATISTICS, through 2003-04 season

PLAYER	G-GS	MIN	FG-FGA	PCT	3FG-FGA	PCT	FT-FTA	PCT	OFF	DEF	TOT	AST	PF-DQ	STL	TO	BLK	PTS	AVG	HI
Walker	27-26	1029	182-493	.369	51-158	.323	77-120	.642	53	151	204	111	93-2	57	83	19	492	18.2	33
Harrington	20-6	438	73-150	.487	1-11	.091	48-68	.706	30	59	89	19	57-1	11	24	8	195	9.8	22
Delk	14-3	263	48-103	.466	14-35	.400	18-23	.783	9	22	31	21	15-0	10	13	1	128	9.1	23
Collier	3-2	61	6-22	.273	0-0	---	8-9	.889	5	14	19	2	11-1	1	8	2	20	6.7	12
Crawford	12-5	219	27-76	.355	4-12	.333	17-21	.810	8	24	32	15	29-1	7	16	5	75	6.3	20
Drobnjak	5-1	77	10-33	.303	2-4	.500	5-6	.833	5	14	19	2	7-0	3	2	1	27	5.4	12
Diaw	4-1	85	4-14	.286	0-0	---	1-2	.500	2	7	9	9	11-0	2	6	2	9	2.3	5

CHICAGO VS. ATLANTA

CAREER STATISTICS, through 2003-04 season

PLAYER	G-GS	MIN	FG-FGA	PCT	3FG-FGA	PCT	FT-FTA	PCT	OFF	DEF	TOT	AST	PF-DQ	STL	TO	BLK	PTS	AVG	HI
Pippen	56-46	1872	354-702	.504	37-124	.298	132-194	.680	75	274	349	279	197-5	95	159	40	877	15.7	39
Hinrich	3-3	109	16-40	.400	7-17	.412	5-7	.714	3	4	7	15	10-1	2	13	0	44	14.7	29
Gill	44-36	1364	236-566	.417	20-54	.370	85-115	.739	72	150	222	144	106-1	66	69	17	577	13.1	30
Mutombo	19-18	656	75-149	.503	0-1	.000	61-90	.678	60	146	206	25	52-0	12	34	61	211	11.1	23
Davis	43-23	1239	167-360	.464	0-1	.000	111-148	.750	106	224	330	65	115-3	17	58	52	445	10.3	22
Harrington	16-8	414	60-113	.531	0-0	---	45-54	.833	36	54	90	10	48-1	9	31	5	165	10.3	21
Curry	12-9	211	46-90	.511	0-0	---	25-32	.781	16	32	48	2	22-0	2	17	11	117	9.8	22
Pargo	4-0	81	13-36	.361	4-15	.267	3-3	1.000	3	7	10	10	12-0	2	6	0	33	8.3	17
Robinson	14-1	255	48-87	.552	1-1	1.000	18-23	.783	19	25	44	11	17-0	13	12	11	115	8.2	17
Williams	2-0	35	6-13	.462	2-3	.667	2-2	1.000	0	3	3	10	1-0	2	2	0	16	8.0	10
Johnson	2-2	64	5-14	.357	1-2	.500	3-4	.750	6	14	20	5	5-0	2	7	0	14	7.0	10
Chandler	10-7	235	25-59	.424	0-0	---	19-30	.633	30	48	78	5	22-0	8	11	16	69	6.9	15
Jefferies	5-1	43	4-14	.286	2-5	.400	5-5	1.000	0	6	6	0	7-0	1	6	4	15	3.0	8

ATLANTA ALL-TIME RECORD VS. CHICAGO

Season	Home	Road	Neutral	Total	Season	Home	Road	Neutral	Total
66-68*	5-3	6-1	1-1	12-5	87-88	1-1	1-2	0-0	2-3
68-69	3-0	3-1	0-0	6-1	88-89	2-1	2-1	0-0	4-2
69-70	3-0	1-1	1-1	5-2	89-90	0-3	0-2	0-0	0-5
70-71	1-1	0-3	0-0	1-4	90-91	1-1	0-3	0-0	1-4
71-72	0-3	0-2	0-0	0-5	91-92	0-3	0-2	0-0	0-5
72-73	1-1	1-1	0-0	2-2	92-93	1-1	1-1	0-0	2-2
73-74	1-1	0-2	0-0	1-3	93-94	2-0	0-3	0-0	2-3
74-75	0-2	0-2	0-0	0-4	94-95	0-3	1-1	0-0	1-4
75-76	1-1	1-1	0-0	2-2	95-96	0-2	0-2	0-0	0-4
76-77	2-0	0-2	0-0	2-2	96-97	1-1	0-2	0-0	1-3
77-78	1-0	0-2	0-1	1-3	97-98	1-1	0-2	0-0	1-3
78-79	2-0	1-1	0-0	3-1	98-99	1-1	2-0	0-0	3-1
79-80	1-0	0-1	0-0	1-1	99-00	2-0	1-1	0-0	3-1
80-81	1-2	1-2	0-0	2-4	00-01	1-1	1-1	0-0	2-2
81-82	1-1	1-2	0-0	2-3	01-02	1-1	2-0	0-0	3-1
82-83	3-0	2-1	0-0	5-1	02-03	1-1	1-1	0-0	2-2
83-84	3-0	1-2	0-0	4-2	03-04	2-0	1-1	0-0	3-1
84-85	1-2	2-1	0-0	3-3	TOTALS	53-38	36-56	2-3	91-97
85-86	3-0	2-1	0-0	5-1	ATL TOTALS	48-35	30-55	1-2	79-92
86-87	3-0	1-2	0-0	4-2					

* 1966-68 signifies St. Louis Hawks years.

CLEVELAND CAVALIERS

One Center Court
 Cleveland, OH 44115-4001
 (216) 420-2000



Paul Silas
 Head Coach



LeBron James

DIRECTORY

Chairman.....	Gordon Gund
President & General Manager of Basketball Operations.....	Jim Paxson
Head Coach.....	Paul Silas
Record with club (yrs.).....	35-47 (1 yr.)
Overall NBA coaching record (yrs).....	321-370 (10 yrs.)
Assistant Coaches.....	Kenny Natt, Stephen Silas
Head Athletic Trainer.....	Max Benton
Asst. Coach/Strength & Conditioning Coordinator.....	Stan Kellers
Vice President of Communications.....	Tad Carper
Director of Public Relations.....	Amanda Mercado
Communications Service Manager.....	Joe Gabriele
Public Relations Coordinator.....	John Manuszak
Public Relations Coordinator.....	Garin Narain
Home Court.....	Gund Arena (20,562, opened in 1994)
Team Colors.....	Wine and Gold
Radio.....	WTAM (1100 AM), Joe Tait
Television.....	WUAB (Channel 43), Michael Reghi and Austin Carr FOX Sports Net (cable), Michael Reghi and TBA
All-Time Atlanta Series Record.....	Atlanta leads, 98-76

2003-04 RESULTS

Cleveland, 3-1
 (High Scorer, ATL/CLE)
 Nov. 22 at Atlanta (92-83, Hawks)
 Abdur-Rahim 26/Ilgaukas 21
 Dec. 6 at Cleveland (95-85, Cavs)
 Abdur-Rahim 43/Ilgaukas 19
 Mar. 3 at Cleveland (112-80, Cavs)
 Jackson 20/James 24
 Mar. 8 at Atlanta (108-102, Cavs)
 Jackson 30/James 34

SERIES FACTS

Current Streak: Cleveland, three wins
 Current Home Streak: Lost 1
 Current Road Streak: Lost 2
 Last Home Win: 11/22/03, 92-83
 Last Road Win: 3/5/03, 111-105
 Last Home Loss: 3/8/04, 108-102
 Last Road Loss: 3/3/04, 112-80
 Biggest Win: 34 (12/31/70), 119-85
 Biggest Loss: 43 (3/22/92), 123-80

CLEVELAND CAVALIERS, CONT.

SCHEDULE (All Times Eastern)

Tuesday, November 9	Cleveland at Atlanta	7:30 PM, Philips Arena
Tuesday, December 28	Cleveland at Atlanta	7:30 PM, Philips Arena
Wednesday, January 5	Atlanta at Cleveland	7:00 PM, Gund Arena
Wednesday, February 16	Atlanta at Cleveland	7:00 PM, Gund Arena

ATLANTA VS. CLEVELAND

CAREER STATISTICS, through 2003-04 season

PLAYER	G-GS	MIN	FG-FGA	PCT	3FG-FGA	PCT	FT-FTA	PCT	OFF	DEF	TOT	AST	PF-DQ	STL	TO	BLK	PTS	AVG	HI
Walker	28-28	1132	221-530	.417	49-151	.325	114-159	.717	67	173	240	126	76-1	53	92	17	605	21.6	36
Drobnjak	6-2	153	31-88	.456	2-3	.667	10-14	.714	9	21	30	9	14-0	5	7	4	74	12.3	23
Harrington	16-6	459	72-154	.468	2-12	.167	28-41	.683	30	52	82	37	39-1	12	23	3	174	10.9	24
Collier	3-2	68	10-22	.455	0-0	---	11-13	.846	5	9	14	2	8-0	1	4	0	31	10.3	16
Delk	12-5	310	39-98	.398	9-28	.321	20-24	.833	10	34	44	28	26-0	14	20	3	107	8.9	22
Crawford	12-5	164	25-62	.403	2-5	.400	26-32	.813	3	12	15	8	15-0	3	12	5	78	6.5	25
Diaw	4-2	106	8-17	.471	1-1	1.000	4-5	.800	5	7	12	15	10-0	2	6	3	21	5.3	6

CLEVELAND VS. ATLANTA

CAREER STATISTICS, through 2003-04 season

PLAYER	G-GS	MIN	FG-FGA	PCT	3FG-FGA	PCT	FT-FTA	PCT	OFF	DEF	TOT	AST	PF-DQ	STL	TO	BLK	PTS	AVG	HI
James	4-4	151	27-68	.397	2-9	.222	25-29	.862	6	19	25	19	4-0	6	9	3	81	20.3	34
Ilgaukas	17-17	505	104-198	.525	0-1	.000	59-79	.747	64	82	146	23	59-2	7	35	36	267	15.7	27
Gooden	5-0	117	21-44	.477	2-4	.500	19-26	.731	11	17	28	7	6-0	4	4	2	63	12.6	15
McInnis	13-6	310	52-119	.437	5-25	.200	17-24	.708	10	14	24	63	16-0	17	15	0	126	9.7	28
Wagner	5-1	95	15-39	.385	3-9	.333	10-16	.625	2	6	8	13	11-0	4	3	0	43	8.6	14
Snow	23-17	667	76-163	.466	2-6	.333	32-47	.681	8	52	60	141	52-0	25	47	0	186	8.1	18
Pavlovic	2-0	35	7-10	.700	1-3	.333	1-2	.500	1	8	9	0	8-1	2	4	0	16	8.0	12
Nailon	8-2	110	19-42	.452	0-0	---	9-10	.900	7	11	18	6	16-0	3	16	0	47	5.9	12
Traylor	20-5	282	48-97	.495	2-2	1.000	12-20	.600	29	43	72	11	38-0	9	19	19	110	5.5	20
Diop	7-0	69	7-15	.467	0-0	---	1-2	.500	7	13	20	7	10-0	3	4	5	15	2.1	6
Newble	3-1	53	2-10	.200	0-2	.000	0-0	---	0	3	3	4	2-0	0	0	0	4	1.3	2
Bountje Bountje	1-0	4	0-2	.000	0-0	---	0-0	---	2	0	2	0	0-0	0	0	0	0	0.0	0

ATLANTA ALL-TIME RECORD VS. CLEVELAND

Season	Home	Road	Neutral	Total	Season	Home	Road	Neutral	Total
70-71	2-0	2-0	0-0	4-0	87-88	3-0	2-1	0-0	5-1
71-72	2-1	2-1	0-0	4-2	88-89	3-0	1-2	0-0	4-2
72-73	2-1	1-3	0-0	3-4	89-90	2-0	0-3	0-0	2-3
73-74	2-1	2-2	0-0	4-3	90-91	1-2	2-0	0-0	3-2
74-75	3-1	0-3	0-0	3-4	91-92	0-2	0-3	0-0	0-5
75-76	0-3	2-2	0-0	2-5	92-93	0-3	0-2	0-0	0-5
76-77	1-1	1-1	0-0	2-2	93-94	2-0	1-1	0-0	3-1
77-78	1-1	0-2	0-0	1-3	94-95	1-1	0-3	0-0	1-4
78-79	2-0	1-1	0-0	3-1	95-96	1-1	2-0	0-0	3-1
79-80	3-0	1-2	0-0	4-2	96-97	2-0	1-1	0-0	3-1
80-81	0-3	1-2	0-0	1-5	97-98	2-0	2-0	0-0	4-0
81-82	2-1	2-1	0-0	4-2	98-99	1-0	1-1	0-0	2-1
82-83	3-0	3-0	0-0	6-0	99-00	2-0	1-1	0-0	3-1
83-84	3-0	0-3	0-0	3-3	00-01	1-1	1-1	0-0	2-2
84-85	2-1	1-2	0-0	3-3	01-02	2-0	1-1	0-0	3-1
85-86	2-1	2-1	0-0	4-2	02-03	2-0	2-0	0-0	4-0
86-87	3-0	1-2	0-0	4-2	03-04	1-1	0-2	0-0	1-3
					TOTALS	59-26	39-50	0-0	98-76

OPONENTS

DALLAS MAVERICKS, CONT.

SCHEDULE (All Times Eastern)

Saturday, December 18 Atlanta at Dallas 8:30 PM, American Airlines Center
 Wednesday, December 22 Dallas at Atlanta 7:30 PM, Philips Arena

ATLANTA VS. DALLAS

CAREER STATISTICS, through 2003-04 season

PLAYER	G-GS	MIN	FG-FGA	PCT	3FG-FGA	PCT	FT-FTA	PCT	OFF	DEF	TOT	AST	PF-DQ	STL	TO	BLK	PTS	AVG	HI
Walker	12-12	452	79-199	.397	12-46	.261	30-49	.612	33	71	104	50	31-0	20	35	7	200	16.7	29
Harrington	8-1	204	38-72	.528	1-2	.500	28-39	.718	15	33	48	11	28-0	9	18	3	105	13.1	21
Diaw	2-1	70	10-15	.667	1-1	1.000	4-5	.800	5	8	13	7	7-0	3	4	0	25	12.5	15
Delk	17-6	428	81-194	.418	20-54	.370	29-35	.829	11	29	40	37	31-0	14	15	3	211	12.4	25
Drobnjak	10-3	184	28-59	.475	2-10	.200	14-17	.824	10	21	31	4	14-0	1	9	1	72	7.2	19
Crawford	5-0	48	6-20	.300	0-1	.000	5-6	.833	5	6	11	3	5-0	2	9	2	17	3.4	9
Collier	4-1	43	5-13	.385	0-0	---	3-4	.750	2	9	11	1	1-0	2	3	1	13	3.3	7

DALLAS VS. ATLANTA

CAREER STATISTICS, through 2003-04 season

PLAYER	G-GS	MIN	FG-FGA	PCT	3FG-FGA	PCT	FT-FTA	PCT	OFF	DEF	TOT	AST	PF-DQ	STL	TO	BLK	PTS	AVG	HI
Nowitzki	9-8	315	67-131	.511	21-50	.420	40-45	.889	5	67	72	13	16-0	10	8	5	195	21.7	40
Jamison	7-7	278	55-129	.426	7-24	.292	33-46	.717	17	46	63	14	19-0	11	16	4	150	21.4	37
Finley	12-12	454	89-180	.494	20-37	.541	39-46	.848	14	44	58	49	22-0	15	22	5	237	19.8	31
LaFrentz	6-6	185	37-67	.552	3-8	.375	7-9	.778	15	30	45	9	26-2	4	9	18	84	14.0	26
Williams	16-12	466	76-179	.425	23-60	.383	31-40	.775	21	55	76	43	54-1	21	30	10	206	12.9	32
Nash	11-8	281	51-93	.548	18-29	.621	15-17	.882	5	22	27	60	19-0	5	14	1	135	12.3	29
Mills	23-14	662	79-217	.364	14-44	.318	32-41	.780	34	82	116	32	57-0	14	32	11	204	8.9	26
Bradley	22-14	545	74-190	.389	0-3	.000	47-64	.734	61	104	165	17	62-3	14	46	56	195	8.9	19
Fortson	6-2	137	20-46	.435	0-0	---	10-11	.909	17	30	47	6	21-1	2	10	3	50	8.3	14
Abdul-Wahad	3-2	62	11-20	.550	0-0	---	2-2	1.000	2	6	8	6	6-0	2	3	1	24	8.0	12
Best	28-7	569	69-185	.373	16-45	.356	29-33	.879	9	26	35	99	66-2	19	32	1	183	6.5	20
Najera	4-0	79	8-15	.533	0-0	---	7-8	.875	7	8	15	4	8-0	1	3	0	23	5.8	10
Bell	6-0	65	9-14	.643	0-3	.000	3-4	.750	1	4	5	6	9-0	1	5	0	21	3.5	8
Welsch	1-0	3	1-2	.500	0-0	---	0-0	---	0	0	0	1	2-0	0	1	0	2	2.0	2

ATLANTA ALL-TIME RECORD VS. DALLAS

Season	Home	Road	Neutral	Total	Season	Home	Road	Neutral	Total
80-81	1-0	1-0	0-0	2-0	92-93	1-0	0-1	0-0	1-1
81-82	0-1	1-0	0-0	1-1	93-94	1-0	1-0	0-0	2-0
82-83	1-0	0-1	0-0	1-1	94-95	1-0	1-0	0-0	2-0
83-84	1-0	0-1	0-0	1-1	95-96	0-1	1-0	0-0	1-1
84-85	0-1	0-1	0-0	0-2	96-97	1-0	1-0	0-0	2-0
85-86	0-1	1-0	0-0	1-1	97-98	1-0	1-0	0-0	2-0
86-87	1-0	1-0	0-0	2-0	98-99	0-0	0-1	0-0	0-1
87-88	1-0	1-0	0-0	2-0	99-00	0-1	0-1	0-0	0-2
88-89	1-0	0-1	0-0	1-1	00-01	0-1	0-1	0-0	0-2
89-90	0-1	0-1	0-0	0-2	01-02	0-1	0-1	0-0	0-2
90-91	1-0	1-0	0-0	2-0	02-03	0-1	0-1	0-0	0-2
91-92	1-0	1-0	0-0	2-0	03-04	1-0	1-0	0-0	2-0
					TOTALS	14-9	13-11	0-0	27-20

DENVER NUGGETS

1000 Chopper Place
 Denver, CO 80204
 (303) 405-1100



Jeff Bzdelik
 Head Coach



Carmelo Anthony

DIRECTORY

Owner E. Stanley Kroenke
 General Manager Kiki Vandeweghe
 Asst. General Managers David Fredman, Jeff Weltman
 Head Coach Jeff Bzdelik
 Record with club (yrs.) 60-104 (2 yrs.)
 Assistant Coaches Scott Brooks, Michael Cooper, TBA
 Assistant Coach/Player Development Jarinn Akana, Adrian Dantley, Chip Engelland
 Assistant Coach/Director of Scouting Bill Branch
 Assistant Coach/Coaching Consultant Doug Moe
 Head Athletic Trainer/Traveling Secretary Jim Gillen
 Assistant Coach/Strength & Conditioning Steve Hess
 Director of Media Relations Eric Sebastian
 Media Relations Assistant Tim Gelt
 Home Court Pepsi Center (19,099, opened in 1999)
 Team Colors Red, Gold and Blue
 Radio KKFN (950 AM), Jerry Schemmel
 Television KTVD (Channel 20)/FOX Sports Rocky Mountain (cable)
 Drew Goodman and TBA
 All-Time Atlanta Series Record Atlanta leads, 35-25

2003-04 RESULTS

Atlanta, 2-0
 (High Scorer, ATL/DEN)
 Dec. 9 at Atlanta (112-98, Hawks)
 Vaughn 23/Lenard 25
 Jan. 3 at Denver (84-76, Hawks)
 Jackson 25/Anthony 26

SERIES FACTS

Current Streak: Atlanta, seven wins
 Current Home Streak: Won 14
 Current Road Streak: Won 3
 Last Home Win: 12/9/03, 112-98
 Last Road Win: 1/3/04, 84-76
 Last Home Loss: 12/10/88, 133-130
 Last Road Loss: 2/24/01, 85-82
 Biggest Win: 26 (12/30/78), 113-87
 26 (1/19/92), 119-93
 Biggest Loss: 35 (12/17/81), 138-103

DENVER NUGGETS, CONT.

SCHEDULE (All Times Eastern)

Tuesday, February 15 Denver at Atlanta 7:30 PM, Philips Arena
 Tuesday, March 1 Atlanta at Denver 9:00 PM, Pepsi Center

ATLANTA VS. DENVER

CAREER STATISTICS, through 2003-04 season

PLAYER	G-GS	MIN	FG-FGA	PCT	3FG-FGA	PCT	FT-FTA	PCT	OFF	DEF	TOT	AST	PF-DQ	STL	TO	BLK	PTS	AVG	HI
Walker	16-15	608	126-300	.419	28-75	.373	45-64	.703	49	110	159	73	46-0	15	51	8	325	20.3	30
Harrington	9-2	241	45-75	.600	0-0	---	13-22	.591	14	37	51	13	21-0	5	20	5	103	11.4	22
Drobnjak	9-7	234	34-82	.415	1-6	.167	20-24	.833	11	27	38	9	23-0	6	7	8	89	9.9	24
Delk	18-1	347	61-139	.439	7-26	.269	30-37	.811	4	45	49	38	28-0	6	17	5	159	8.8	26
Crawford	4-1	70	10-24	.417	0-0	---	11-14	.786	5	7	12	0	7-0	0	4	2	31	7.8	11
Collier	2-0	45	6-16	.375	0-0	---	3-3	1.000	7	6	13	0	3-0	0	1	1	15	7.5	9
Diaw	2-2	77	5-12	.417	0-1	.000	1-6	.167	1	12	13	11	7-0	1	5	0	11	5.5	7

DENVER VS. ATLANTA

CAREER STATISTICS, through 2003-04 season

PLAYER	G-GS	MIN	FG-FGA	PCT	3FG-FGA	PCT	FT-FTA	PCT	OFF	DEF	TOT	AST	PF-DQ	STL	TO	BLK	PTS	AVG	HI
Anthony	2-2	79	15-41	.366	1-6	.167	8-10	.800	10	8	18	0	6-0	3	8	0	39	19.5	26
Miller	16-14	555	82-200	.410	6-19	.316	53-61	.869	16	41	57	117	42-0	23	43	4	223	13.9	28
Martin	13-13	432	76-169	.450	1-7	.143	25-37	.676	33	64	97	26	45-0	23	34	19	178	13.7	23
Lenard	22-9	533	88-210	.419	42-96	.438	30-36	.833	16	45	61	50	40-0	18	27	4	248	11.3	25
Camby	18-11	507	73-163	.448	0-1	.000	38-51	.745	34	100	134	17	52-1	16	29	34	184	10.2	37
Hilario	4-3	108	11-24	.458	0-0	---	12-20	.600	6	16	22	1	13-0	7	8	1	34	8.5	14
Elson	1-0	22	4-5	.800	0-0	---	0-0	---	0	3	3	2	3-0	0	1	4	8	8.0	8
Boykins	11-0	166	31-62	.500	3-10	.300	19-22	.864	2	5	7	20	9-0	2	6	0	84	7.6	17
White	2-0	25	7-15	.467	0-2	.000	0-0	---	1	2	3	1	2-0	1	3	0	14	7.0	8
Barry	26-1	428	46-122	.377	21-53	.396	31-35	.886	9	28	37	49	39-0	33	27	3	144	5.5	25
Bowen	7-0	137	10-26	.385	0-2	.000	8-11	.727	21	9	30	3	7-0	4	5	5	28	4.0	7
Tskitishvili	3-1	34	2-9	.222	0-2	.000	2-2	1.000	2	3	5	2	4-0	0	3	0	6	2.0	6
Pope	8-2	55	6-12	.500	1-5	.200	1-2	.500	3	9	12	1	3-0	0	3	3	14	1.8	8

ATLANTA ALL-TIME RECORD VS. DENVER

Season	Home	Road	Neutral	Total	Season	Home	Road	Neutral	Total
76-77	2-0	0-2	0-0	2-2	90-91	1-0	0-1	0-0	1-1
77-78	1-0	0-2	0-1	1-3	91-92	1-0	1-0	0-0	2-0
78-79	2-0	1-1	0-0	3-1	92-93	1-0	1-0	0-0	2-0
79-80	1-0	0-1	0-0	1-1	93-94	1-0	0-1	0-0	1-1
80-81	1-0	0-1	0-0	1-1	94-95	1-0	1-0	0-0	2-0
81-82	1-0	0-1	0-0	1-1	95-96	1-0	0-1	0-0	1-1
82-83	0-1	1-0	0-0	1-1	96-97	1-0	0-1	0-0	1-1
83-84	0-1	0-1	0-0	0-2	97-98	1-0	1-0	0-0	2-0
84-85	0-1	0-1	0-0	0-2	99-00	1-0	0-1	0-0	1-1
85-86	1-0	0-1	0-0	1-1	00-01	1-0	0-1	0-0	1-1
86-87	1-0	1-0	0-0	2-0	01-02	1-0	1-0	0-0	2-0
87-88	1-0	0-1	0-0	1-1	02-03	1-0	1-0	0-0	2-0
88-89	0-1	0-1	0-0	0-2	03-04	1-0	1-0	0-0	2-0
89-90	1-0	0-1	0-0	1-1	TOTALS	25-4	10-20	0-1	35-25

OPONENTS

DETROIT PISTONS

The Palace of Auburn Hills
4 Championship Drive
Auburn Hills, MI 48326

(248) 377-0100



Larry Brown
Head Coach



Ben Wallace

DIRECTORY

Managing Partner.....	William M. Davidson
President	Thomas S. Wilson
President of Basketball Operations.....	Joe Dumars
Vice President of Basketball Operations.....	John Hammond
Head Coach	Larry Brown
Record with club (yrs.)	54-28 (1 yr.)
Overall NBA coaching record (yrs).....	933-713 (21 yrs.)
Assistant Coaches	Phil Ford, Dave Hanners, Gar Heard, Igor Stefan Kokoskov, Pat Sullivan
Athletic Trainer	Mike Abdenour
Strength & Conditioning Coach	Arnie Kander
Vice President of Public Relations	Matt Dobeck
Director of Media Relations	Kevin Grigg
Public/Media Relations Assistants	Bryant Fillmore, Cletus Lewis
Home Court	The Palace of Auburn Hills (22,076, opened in 1988)
Team Colors	Red, White and Blue
Radio	WDFN (1130 AM), George Blaha, Mark Champion and Rick Mahorn
Television	WDWB (Channel 20), Fox Sports Net Detroit (cable) George Blaha, Bill Laimbeer, Fred McLeod, Greg Kelser
All-Time Hawks Series Record	Hawks lead, 153-143
All-Time Atlanta Series Record	Detroit leads, 101-73

2003-04 RESULTS

Detroit, 3-1
(High Scorer, ATL/DET)
Nov. 24 at Atlanta (94-89, Pistons)
Abdur-Rahim 26/Billups 24
Dec. 27 at Atlanta (87-84, Pistons)
Two w/ 20/Hamilton 28
Jan. 25 at Detroit (91-82, Hawks)
Terry 22/Williamson 20
Feb. 27 at Detroit (105-83, Pistons)
Jackson 16/Two w/20

SERIES FACTS

Current Streak: Detroit, one win
Current Home Streak: Lost 3
Current Road Streak: Lost 1
Last Home Win: 12/7/02, 94-92
Last Road Win: 1/25/04, 91-82
Last Home Loss: 12/27/03, 87-84
Last Road Loss: 2/27/04, 105-83
Biggest Win: 44 (2/7/94), 141-97
Biggest Loss: 36 (12/2/83), 128-92

DETROIT PISTONS, CONT.

SCHEDULE (All Times Eastern)

Friday, December 10	Atlanta at Detroit	8:00 PM, The Palace of Auburn Hills
Wednesday, February 2	Atlanta at Detroit	7:30 PM, The Palace of Auburn Hills
Monday, March 14	Detroit at Atlanta	7:30 PM, Philips Arena
Tuesday, April 19	Detroit at Atlanta	7:30 PM, Philips Arena

ATLANTA VS. DETROIT

CAREER STATISTICS, through 2003-04 season

PLAYER	G-GS	MIN	FG-FGA	PCT	3FG-FGA	PCT	FT-FTA	PCT	OFF	DEF	TOT	AST	PF-DQ	STL	TO	BLK	PTS	AVG	HI
Walker	25-23	940	182-458	.397	41-130	.315	86-130	.662	67	154	221	92	82-0	29	84	7	491	19.6	33
Delk	16-3	332	46-113	.407	12-36	.333	19-27	.704	10	37	47	36	20-0	13	22	1	123	7.7	17
Drobnjak	5-2	99	17-32	.531	2-3	.667	0-0	---	0	11	11	4	10-0	1	4	3	36	7.2	15
Collier	1-0	9	3-4	.750	0-0	---	1-1	1.000	2	2	4	0	1-0	0	0	0	7	7.0	7
Harrington	17-3	381	43-121	.355	4-10	.400	15-20	.750	16	54	70	8	54-0	10	18	8	105	6.2	17
Crawford	12-5	190	26-64	.406	5-13	.385	16-20	.800	11	13	24	6	26-0	5	13	1	73	6.1	15
Diaw	4-2	74	5-12	.417	0-0	---	2-2	1.000	4	9	13	6	7-0	3	6	0	12	3.0	6

DETROIT VS. ATLANTA

CAREER STATISTICS, through 2003-04 season

PLAYER	G-GS	MIN	FG-FGA	PCT	3FG-FGA	PCT	FT-FTA	PCT	OFF	DEF	TOT	AST	PF-DQ	STL	TO	BLK	PTS	AVG	HI
Hamilton	18-13	571	136-290	.469	4-16	.250	78-95	.821	22	28	50	45	38-0	15	27	4	354	19.7	32
Coleman	34-28	1124	207-450	.460	14-52	.269	130-169	.769	85	229	314	74	80-0	35	94	37	558	16.4	30
McDyess	11-11	347	73-144	.507	0-0	---	23-35	.657	36	60	96	19	45-0	10	18	19	169	15.4	28
R. Wallace	17-16	575	96-201	.478	8-31	.258	36-54	.667	22	78	100	34	55-1	15	37	18	236	13.9	25
Billups	15-14	462	60-175	.343	26-65	.400	59-71	.831	5	39	44	64	29-0	25	21	1	205	13.7	24
Prince	4-4	141	19-33	.576	2-3	.667	9-9	1.000	4	16	20	7	5-0	3	6	5	49	12.3	22
Campbell	34-26	855	140-303	.462	0-2	.000	81-111	.730	55	138	193	38	97-3	20	47	53	361	10.6	22
Hunter	33-23	968	124-314	.395	44-130	.338	28-34	.824	13	54	67	101	71-0	37	33	4	320	9.7	22
Dupree	3-1	69	11-19	.579	0-0	---	6-11	.545	8	13	21	6	12-0	4	2	0	28	9.3	12
B. Wallace	27-21	795	67-146	.459	0-0	---	27-58	.466	90	200	290	37	59-0	39	37	54	161	6.0	15
McCaskill	5-0	69	11-24	.458	0-0	---	2-4	.500	8	9	17	2	4-0	2	2	1	24	4.8	9
Ham	13-2	137	17-32	.531	0-0	---	8-13	.615	14	15	29	5	29-0	3	14	4	42	3.2	14
Fowlkes	4-0	31	1-4	.250	0-0	---	2-2	1.000	1	3	4	2	3-0	1	1	0	4	1.0	4
Millicic	2-0	15	0-3	.000	0-0	---	2-2	1.000	1	3	4	1	7-0	1	1	1	2	1.0	2

ATLANTA ALL-TIME RECORD VS. DETROIT

Season	Home	Road	Neutral	Total	Season	Home	Road	Neutral	Total
57-68*	23-26	44-6	13-10	80-42	86-87	2-1	1-2	0-0	3-3
68-69	3-0	3-0	0-0	6-0	87-88	1-2	1-2	0-0	2-4
69-70	0-2	2-0	1-1	3-3	88-89	1-2	0-3	0-0	1-5
70-71	0-3	0-2	0-0	0-5	89-90	1-2	2-0	0-0	3-2
71-72	1-1	2-1	0-0	3-2	90-91	0-2	0-3	0-0	0-5
72-73	1-1	1-1	0-0	2-2	91-92	0-3	1-1	0-0	1-4
73-74	0-2	0-2	0-0	0-4	92-93	1-1	1-2	0-0	2-3
74-75	1-1	1-1	0-0	2-2	93-94	2-0	2-0	0-0	4-0
75-76	0-2	1-1	0-0	1-3	94-95	2-1	1-1	0-0	3-2
76-77	0-2	0-2	0-0	0-4	95-96	2-0	0-2	0-0	2-2
77-78	1-1	1-1	0-0	2-2	96-97	1-1	0-2	0-0	1-3
78-79	2-0	1-1	0-0	3-1	97-98	2-0	0-2	0-0	2-2
79-80	3-0	3-0	0-0	6-0	98-99	0-1	1-1	0-0	1-2
80-81	2-1	2-1	0-0	4-2	99-00	1-1	0-2	0-0	1-3
81-82	1-2	1-2	0-0	2-4	00-01	0-2	0-2	0-0	0-4
82-83	2-1	1-2	0-0	3-3	01-02	1-1	0-2	0-0	1-3
83-84	2-1	0-3	0-0	2-4	02-03	1-1	0-2	0-0	1-3
84-85	0-3	1-2	0-0	1-5	03-04	0-2	1-1	0-0	1-3
85-86	3-0	1-2	0-0	4-2	TOTALS	63-72	76-60	14-11	153-143
					ATL TOTALS	40-46	32-54	1-1	73-101


*1957-68 signifies St. Louis Hawks years.

GOLDEN STATE WARRIORS

1011 Broadway
Oakland, CA 94607
(510) 986-2200



Mike Montgomery
Head Coach



Jason Richardson

DIRECTORY

Owner & Managing Member	Christopher Cohan
Co-Owners	Michael Marks, Jim Davidson, John Thompson, Fred Harman
President	Robert Rowell
Executive Vice President of Basketball Operations	Chris Mullin
General Manager	Rod Higgins
Vice President and Assistant General Manager	Alvin Attles
Head Coach	Mike Montgomery
Record with club (yrs.)	(First year)
Assistant Coaches	Terry Stotts, Mario Elie, Keith Smart, Russell Turner
Athletic Trainer	Tom Abdenour
Executive Director of Public Relations	Raymond Ridder
Director of Public Relations	Dan Martinez
Public Relations Manager	Eric Govan
Home Court	The Arena in Oakland (19,596, opened in 1997)
Team Colors	California Yellow, Golden Gate Orange, Midnight Blue and Sky Blue
Radio	KNBR (680 AM & 1050 AM), Tim Roye
Television	FOX Sports Net (cable), Bob Fitzgerald and Jim Barnett
All-Time Hawks Series Record	Hawks lead, 133-128
All-Time Atlanta Series Record	Warriors lead, 51-49

2003-04 RESULTS

Golden State, 2-0
(High Scorer, ATL/GST)
Nov. 5 at Golden State (99-72, Warriors)
Terry 13/Richardson 16
Dec. 17 at Atlanta (98-85, Warriors)
Abdur-Rahim 16/Dunleavy 25

SERIES FACTS

Current Streak: Golden State, four wins
Current Home Streak: Lost 2
Current Road Streak: Lost 2
Last Home Win: 3/11/02, 121-96
Last Road Win: 2/17/02, 100-94
Last Home Loss: 12/17/03, 98-85
Last Road Loss: 11/5/03, 99-72
Biggest Win: 31 (1/22/86), 131-100
Biggest Loss: 34 (11/28/76), 132-98

GOLDEN STATE WARRIORS, CONT.

SCHEDULE (All Times Eastern)

Wednesday, February 23 Atlanta at Golden State 10:30 PM, The Arena in Oakland
 Saturday, March 12 Golden State at Atlanta 7:00 PM, Philips Arena

ATLANTA VS. GOLDEN STATE

CAREER STATISTICS, through 2003-04 season

PLAYER	G-GS	MIN	FG-FGA	PCT	3FG-FGA	PCT	FT-FTA	PCT	OFF	DEF	TOT	AST	PF-DQ	STL	TO	BLK	PTS	AVG	HI
Walker	16-16	614	117-293	.399	15-66	.227	36-57	.632	46	92	138	74	40-0	24	46	15	285	17.8	26
Harrington	7-1	161	23-54	.426	2-6	.333	12-15	.800	8	24	32	5	18-0	6	7	0	60	8.6	16
Delk	16-3	346	46-123	.374	9-33	.273	16-25	.640	15	29	44	32	25-0	14	19	2	117	7.3	16
Drobnjak	10-5	213	31-86	.360	2-7	.286	5-7	.714	11	28	39	14	17-0	5	10	8	69	6.9	13
Crawford	7-2	105	17-47	.362	2-8	.250	7-11	.636	6	10	16	6	8-0	5	6	2	43	6.1	14
Collier	3-0	30	7-10	.700	0-0	---	4-5	.800	3	1	4	2	1-0	0	1	1	18	6.0	10
Diaw	1-0	16	1-2	.500	1-2	.500	0-0	---	0	0	0	1	1-0	1	1	0	3	3.0	3

GOLDEN STATE VS. ATLANTA

CAREER STATISTICS, through 2003-04 season

PLAYER	G-GS	MIN	FG-FGA	PCT	3FG-FGA	PCT	FT-FTA	PCT	OFF	DEF	TOT	AST	PF-DQ	STL	TO	BLK	PTS	AVG	HI
Richardson	6-6	199	40-90	.444	7-23	.304	27-37	.730	6	25	31	12	9-0	6	15	2	114	19.0	24
Dunleavy	4-2	112	21-39	.538	10-15	.667	11-14	.786	9	23	32	15	6-0	7	3	0	63	15.8	25
Robinson	33-22	1041	184-447	.412	29-84	.345	71-115	.617	54	108	162	68	108-3	41	58	40	468	14.2	39
Johnson	20-13	515	92-170	.541	0-3	.000	35-42	.833	8	24	32	104	14-0	19	35	3	219	11.0	22
Fisher	13-4	314	45-98	.459	13-31	.419	36-45	.800	6	23	29	32	14-0	16	8	0	139	10.7	20
Claxton	4-0	87	18-32	.563	1-4	.250	5-7	.714	1	9	10	11	4-0	6	5	2	42	10.5	18
Davis	42-39	1266	174-306	.569	0-0	---	57-93	.613	159	255	414	39	122-1	25	62	57	405	9.6	19
Cheaney	32-22	837	123-285	.432	10-30	.333	29-42	.690	37	74	111	55	75-0	23	50	5	285	8.9	25
Murphy	5-2	121	13-40	.325	1-3	.333	13-13	1.000	10	26	36	2	10-0	1	4	0	40	8.0	17
Jones	19-12	471	57-129	.442	1-3	.333	17-21	.810	58	82	140	26	58-1	11	21	4	132	6.9	21
Dampier	13-9	312	34-94	.362	0-1	.000	22-48	.458	45	52	97	6	35-0	6	26	24	90	6.9	20
Foyle	9-1	171	17-44	.386	0-0	---	6-15	.400	31	25	56	5	14-0	2	9	21	40	4.4	8
Eschmeyer	5-2	64	4-11	.364	0-0	---	4-5	.800	6	13	19	3	19-2	1	5	5	12	2.4	4
Pietrus	1-0	3	0-0	---	0-0	---	0-0	---	0	0	0	0	1-0	0	1	0	0	0.0	0

ATLANTA ALL-TIME RECORD VS. GOLDEN STATE

Season	Home	Road	Neutral	Total	Season	Home	Road	Neutral	Total
47-68*	49-16	23-40	12-21	84-77	86-87	1-0	0-1	0-0	1-1
68-69	2-2	2-1	0-0	4-3	87-88	1-0	1-0	0-0	2-0
69-70	1-2	2-1	1-0	4-3	88-89	1-0	0-1	0-0	1-1
70-71	1-1	1-2	0-0	2-3	89-90	1-0	1-0	0-0	2-0
71-72	2-1	0-1	1-0	3-2	90-91	1-0	0-1	0-0	1-1
72-73	1-1	0-2	0-0	1-3	91-92	1-0	0-1	0-0	1-1
73-74	0-2	1-1	0-0	1-3	92-93	1-0	1-0	0-0	2-0
74-75	1-1	0-2	0-0	1-3	93-94	0-1	0-1	0-0	0-2
75-76	2-0	0-2	0-0	2-2	94-95	1-0	1-0	0-0	2-0
76-77	0-2	0-2	0-0	0-4	95-96	0-1	1-0	0-0	1-1
77-78	1-1	0-2	0-0	1-3	96-97	1-0	1-0	0-0	2-0
78-79	1-1	0-2	0-0	1-3	97-98	1-0	1-0	0-0	2-0
79-80	1-0	1-0	0-0	2-0	99-00	0-1	0-1	0-0	0-2
80-81	1-0	1-0	0-0	2-0	00-01	1-0	1-0	0-0	2-0
81-82	0-1	0-1	0-0	0-2	01-02	1-0	1-0	0-0	2-0
82-83	0-1	0-1	0-0	0-2	02-03	0-1	0-1	0-0	0-2
83-84	1-0	0-1	0-0	1-1	03-04	0-1	0-1	0-0	0-2
84-85	1-0	1-0	0-0	2-0	TOTALS	78-37	41-70	14-21	133-128
85-86	1-0	0-1	0-0	1-1	ATL TOTALS	29-21	18-30	2-0	49-51

*1947-68 signifies St. Louis Hawks years.

HOUSTON ROCKETS

Toyota Center
1510 Polk St.
Houston, TX 77002

(713) 758-7200



Jeff Van Gundy
Head Coach



Yao Ming

DIRECTORY

Owner	Leslie L. Alexander
General Manager	Carroll Dawson
Head Coach	Jeff Van Gundy
Record with club (yrs.)	45-37 (1 yr.)
Overall NBA coaching record (yrs).....	293-209 (8 yrs.)
Assistant Head Coach	Tom Thibodeau
Assistant Coaches	Steve Clifford, Patrick Ewing, Andy Greer
Vice President of Basketball Operations/Player Personnel	Dennis Lindsey
Vice President of Basketball Operations/Athletic Trainer	Keith Jones
Strength & Conditioning Coach	Anthony Falsone
Director, Media Relations	Nelson Luis
Manager, Media Relations	Dan McKenna
Asst. Manager, Media Relations.....	Tracey Hughes
Home Court	Toyota Center (17,974, opened in 2003)
Team Colors.....	Red, White and Silver
Radio	KILT SportsRadio 610 AM, Gene Peterson, Jim Foley and Craig Ackerman (Spanish Radio TBA), Adrian Chavarria and Alex Parra
Television.....	KNWS (Ch. 51), Bill Worrell and TBA
All-Time Hawks Series Record	Atlanta leads, 63-62
All-Time Atlanta Series Record	Houston leads, 61-56

2003-04 RESULTS

Houston, 2-0
(High Scorer, ATL/HTN)
Feb. 7 at Atlanta (86-77, Rockets)
Abdur-Rahim 20/Francis 24
Feb. 22 at Houston (123-121, 3 OT, Rockets)
Terry 27/Yao 41

SERIES FACTS

Current Streak: Houston, two wins
Current Home Streak: Lost 1
Current Road Streak: Lost 5
Last Home Win: 1/10/03, 84-75
Last Road Win: 2/25/99, 93-87
Last Home Loss: 2/7/04, 86-77
Last Road Loss: 2/22/04, 123-121, 3OT
Biggest Win: 42 (11/30/67), 129-87
Biggest Loss: 31 (12/23/70), 133-102

HOUSTON ROCKETS, CONT.

SCHEDULE (All Times Eastern)

Tuesday, November 16 Houston at Atlanta 7:30 PM, Philips Arena
 Wednesday, December 15 Atlanta at Houston 8:30 PM, Toyota Center

ATLANTA VS. HOUSTON

CAREER STATISTICS, through 2003-04 season

PLAYER	G-GS	MIN	FG-FGA	PCT	3FG-FGA	PCT	FT-FTA	PCT	OFF	DEF	TOT	AST	PF-DQ	STL	TO	BLK	PTS	AVG	HI
Walker	16-16	566	106-258	.411	29-83	.349	51-71	.718	38	97	135	64	41-0	19	44	6	292	18.3	27
Harrington	10-2	284	36-96	.375	0-3	.000	28-36	.778	21	46	67	13	38-1	14	16	1	100	10.0	23
Drobnjak	11-7	261	43-106	.406	4-11	.364	10-16	.625	18	38	56	8	27-0	4	16	7	100	9.1	20
Diaw	2-2	65	8-16	.500	0-0	---	0-0	---	6	6	12	4	5-0	2	1	0	16	8.0	10
Crawford	6-2	108	18-40	.450	1-5	.200	9-9	1.000	3	15	18	1	17-1	4	3	3	46	7.7	19
Delk	18-1	272	38-100	.380	6-29	.207	15-20	.750	10	23	33	25	21-0	12	10	2	97	5.4	13

HOUSTON VS. ATLANTA

CAREER STATISTICS, through 2003-04 season

PLAYER	G-GS	MIN	FG-FGA	PCT	3FG-FGA	PCT	FT-FTA	PCT	OFF	DEF	TOT	AST	PF-DQ	STL	TO	BLK	PTS	AVG	HI
McGrady	21-14	676	154-344	.448	25-71	.352	95-128	.742	38	104	142	83	38-0	41	41	27	428	20.4	40
Yao	4-4	139	25-57	.439	0-0	---	24-31	.774	8	31	39	13	11-0	1	9	7	74	18.5	41
Howard	34-34	1287	247-532	.464	0-2	.000	102-135	.756	80	172	252	83	114-1	36	88	12	596	17.5	33
J. Jackson	18-16	679	112-248	.452	25-61	.410	36-45	.800	34	61	95	84	44-0	16	53	6	285	15.8	30
Weatherspoon	40-27	1246	187-403	.464	0-1	.000	113-144	.785	97	207	304	73	78-0	44	45	24	487	12.2	26
M. Jackson	63-52	1904	247-552	.447	32-102	.314	96-122	.787	76	182	258	507	100-0	78	151	3	622	9.9	21
Lue	13-5	311	46-103	.447	10-23	.435	16-19	.842	4	25	29	50	15-0	8	10	2	118	9.1	20
Sura	25-4	539	81-174	.466	18-57	.316	45-76	.592	17	58	75	83	62-0	23	47	5	225	9.0	24
Taylor	7-3	206	26-62	.419	0-1	.000	7-11	.636	7	24	31	9	25-1	6	9	1	59	8.4	22
Piatkowski	18-4	336	50-116	.431	19-54	.352	15-18	.833	13	30	43	14	24-0	8	22	4	134	7.4	22
Ward	27-10	555	55-142	.387	33-75	.440	16-24	.667	12	39	51	103	42-0	32	47	5	159	5.9	16
Griffin	11-5	224	19-45	.422	4-10	.400	10-12	.833	9	30	39	17	23-0	17	7	1	52	4.7	14
Padgett	4-0	52	7-13	.538	1-6	.167	1-2	.500	1	5	6	3	4-0	3	2	2	16	4.0	8
Gaines	2-0	7	0-2	.000	0-0	---	0-2	.000	0	0	0	1	0-0	1	1	0	0	0.0	0

ATLANTA ALL-TIME RECORD VS. HOUSTON

Season	Home	Road	Neutral	Total	Season	Home	Road	Neutral	Total
67-68*	3-1	4-0	0-0	7-1	86-87	0-1	1-0	0-0	1-1
68-69	3-1	0-3	0-0	3-4	87-88	1-0	1-0	0-0	1-1
69-70	3-0	1-2	0-0	4-2	88-89	1-0	0-1	0-0	1-1
70-71	2-1	0-2	0-0	2-3	89-90	1-0	1-0	0-0	2-0
71-72	1-1	0-3	0-0	1-4	90-91	0-1	1-0	0-0	1-1
72-73	3-1	1-3	0-0	4-4	91-92	1-0	1-0	0-0	2-0
73-74	3-1	2-1	0-0	5-2	92-93	1-0	0-1	0-0	1-1
74-75	1-2	1-3	0-0	2-5	93-94	1-0	0-1	0-0	1-1
75-76	2-2	0-3	0-0	2-5	94-95	0-1	0-1	0-0	0-2
76-77	1-1	0-2	0-0	1-3	95-96	1-0	0-1	0-0	1-1
77-78	2-0	1-1	0-0	3-1	96-97	1-0	0-1	0-0	1-1
78-79	2-0	1-1	0-0	3-1	97-98	1-0	0-1	0-0	1-1
79-80	1-2	1-2	0-0	2-4	98-99	0-0	1-0	0-0	1-0
80-81	1-0	0-1	0-0	1-1	99-00	1-0	0-1	0-0	1-1
81-82	1-0	1-0	0-0	2-0	00-01	0-1	0-1	0-0	0-2
82-83	1-0	1-0	0-0	2-0	01-02	1-0	0-1	0-0	1-1
83-84	1-0	0-1	0-0	1-1	02-03	1-0	0-1	0-0	1-1
84-85	0-1	0-1	0-0	0-2	03-04	0-1	0-1	0-0	0-2
85-86	1-0	0-1	0-0	1-1	TOTALS	44-19	19-43	0-0	63-61
					ATL TOTALS	41-18	15-43	0-0	56-67

OPONENTS

INDIANA PACERS

125 South Pennsylvania Street
 Indianapolis, IN 46204
 (317) 917-2500



Rick Carlisle
 Head Coach



Jermaine O'Neal

DIRECTORY

Owners	Melvin Simon and Herbert Simon
CEO & President	Donnie Walsh
President of Basketball Operations	Larry Bird
Head Coach	Rick Carlisle
Record with club (yrs)	61-21 (1 yr.)
Overall NBA coaching record (yrs)	161-85 (3 yrs.)
Associate Head Coach	Mike Brown
Assistant Coaches	Dan Burke, Chad Forcier, Kevin O'Neill, Jimmy Powell
Head Athletic Trainer/Team Administrator	David Craig
Vice President of Communications	Quinn Buckner
Director of Public Information	David Benner
Associate Director of Public Information	Jeff McCoy
Public Information Assistants	Tim Edwards, Krissy Myers
Home Court	Conseco Fieldhouse (18,345, opened in 1999)
Team Colors	Blue and Gold
Radio	WIBC (1070 AM), Mark Boyle and Bob "Slick" Leonard
Television	WTTV (WB4), Al Albert and Clark Kellogg FOX Sports Net (cable), Al Albert and Quinn Buckner
All-Time Atlanta Series Record	Atlanta leads, 73-64

2003-04 RESULTS

Indiana, 4-0
 (High Scorer, ATL/IND)
 Nov. 1 at Atlanta (103-99, OT, Pacers)
 Terry 29/Artest 22
 Dec. 12 at Indiana (103-92, Pacers)
 Abdur-Rahim 19/O'Neal 20
 Jan. 14 at Indiana (85-78, Pacers)
 Abdur-Rahim 16/O'Neal 26
 Jan. 19 at Atlanta (100-97, Pacers)
 Abdur-Rahim 32/O'Neal 24

SERIES FACTS

Current Streak: Indiana, four wins
 Current Home Streak: Lost 2
 Current Road Streak: Lost 8
 Last Home Win: 3/22/03, 92-89
 Last Road Win: 11/19/99, 105-99
 Last Home Loss: 1/19/04, 100-97
 Last Road Loss: 1/14/04, 85-78
 Biggest Win: 31 (1/28/86), 123-92
 Biggest Loss: 27 (2/21/90), 123-96
 27 (12/29/99), 116-89

INDIANA PACERS, CONT.

SCHEDULE (All Times Eastern)

Wednesday, November 17 Atlanta at Indiana 7:00 PM, Conseco Fieldhouse
 Tuesday, December 14 Indiana at Atlanta 7:30 PM, Philips Arena
 Saturday, February 5 Indiana at Atlanta 7:00 PM, Philips Arena

ATLANTA VS. INDIANA

CAREER STATISTICS, through 2003-04 season

PLAYER	G-GS	MIN	FG-FGA	PCT	3FG-FGA	PCT	FT-FTA	PCT	OFF	DEF	TOT	AST	PF-DQ	STL	TO	BLK	PTS	AVG	HI	
Walker	26-25	1010	181-479	.378	43-130	.331	47-82	.573	573	49	159	208	104	87-1	33	81	17	452	17.4	37
Drobnjak	5-3	99	16-36	.444	1-2	.500	9-9	1.000	7	14	21	3	10-0	2	3	1	42	8.4	18	
Delk	13-1	249	35-88	.398	6-29	.207	13-16	.813	5	25	30	30	20-0	11	16	4	89	6.8	16	
Crawford	9-4	130	18-43	.419	0-2	.000	6-8	.750	8	7	15	3	21-0	2	12	1	42	4.7	10	
Diaw	3-2	70	2-6	.333	0-1	.000	0-0	---	2	4	6	6	10-0	4	6	1	4	1.3	2	
Collier	2-0	25	0-7	.000	0-0	---	0-0	---	0	3	3	0	1-0	1	0	0	0	0.0	0	

INDIANA VS. ATLANTA

CAREER STATISTICS, through 2003-04 season

PLAYER	G-GS	MIN	FG-FGA	PCT	3FG-FGA	PCT	FT-FTA	PCT	OFF	DEF	TOT	AST	PF-DQ	STL	TO	BLK	PTS	AVG	HI
Miller	75-68	2509	461-959	.481	157-363	.433	353-392	.901	60	156	216	219	164-4	73	130	14	1432	19.1	36
O'Neal	18-15	596	109-244	.447	1-5	.200	82-114	.719	38	127	165	18	65-0	9	37	43	301	16.7	29
Artest	17-16	602	89-224	.397	15-57	.263	56-79	.709	23	74	97	59	43-1	32	33	18	249	14.6	24
Anderson	34-29	1010	154-365	.422	18-57	.316	88-109	.807	23	70	93	188	68-0	50	64	1	414	12.2	24
Tinsley	10-10	327	40-94	.426	9-31	.290	27-37	.730	14	25	39	70	25-0	24	20	0	116	11.6	29
Gill	1-1	35	3-11	.273	0-2	.000	5-6	.833	3	0	3	3	0-0	1	0	0	11	11.0	11
Jackson	7-5	162	24-59	.407	4-19	.211	7-11	.636	2	16	18	9	14-0	7	10	1	59	8.4	25
Croschere	20-2	332	53-123	.431	10-38	.263	39-43	.907	20	70	90	15	32-0	4	18	9	155	7.8	19
F. Jones	5-1	97	13-23	.565	3-6	.500	8-8	1.000	2	6	8	10	7-0	3	5	1	37	7.4	18
Johnson	11-1	180	21-49	.429	2-8	.250	15-21	.714	3	7	10	20	31-0	8	4	1	59	5.4	15
Pollard	11-1	168	24-47	.511	0-0	---	7-8	.875	22	39	61	5	18-0	5	6	6	55	5.0	10
Foster	17-8	319	26-63	.413	0-2	.000	23-39	.590	42	69	111	17	30-0	16	11	6	75	4.4	11
Bender	11-1	126	14-47	.298	0-9	.000	11-16	.688	8	13	21	2	11-0	2	10	10	39	3.5	11
Brewer	3-0	8	0-1	.000	0-1	.000	0-0	---	0	0	0	0	1-0	0	1	0	0	0.0	0

ATLANTA ALL-TIME RECORD VS. INDIANA

Season	Home	Road	Neutral	Total	Season	Home	Road	Neutral	Total
76-77	0-2	0-2	0-0	0-4	90-91	3-0	1-1	0-0	4-1
77-78	2-0	1-1	0-0	3-1	91-92	1-1	0-3	0-0	1-4
78-79	1-1	0-2	0-0	1-3	92-93	2-0	0-2	0-0	2-2
79-80	3-0	1-2	0-0	4-2	93-94	2-1	1-1	0-0	3-2
80-81	0-3	1-2	0-0	1-5	94-95	1-1	0-3	0-0	1-4
81-82	3-0	1-2	0-0	4-2	95-96	1-1	0-2	0-0	1-3
82-83	3-0	3-0	0-0	6-0	96-97	2-0	1-1	0-0	3-1
83-84	3-0	1-2	0-0	4-2	97-98	0-2	1-1	0-0	1-3
84-85	2-0	3-0	1-0	6-0	98-99	1-1	2-0	0-0	3-1
85-86	3-0	2-1	0-0	5-1	99-00	0-2	1-1	0-0	1-3
86-87	1-2	2-1	0-0	3-3	00-01	2-0	0-2	0-0	2-2
87-88	2-1	2-1	0-0	4-2	01-02	1-1	0-2	0-0	1-3
88-89	3-0	2-1	0-0	5-1	02-03	2-0	0-2	0-0	2-2
89-90	1-1	1-2	0-0	2-3	03-04	0-2	0-2	0-0	0-4
					TOTALS	45-22	27-42	1-0	73-64

OPONENTS

LOS ANGELES CLIPPERS

1111 S. Figueroa St., Suite 1100
 Los Angeles, CA 90015-1306
 (213) 742-7500



Mike Dunleavy
 Head Coach



Elton Brand

DIRECTORY

Chairman of the Board & Owner/NBA Governor.....	Donald T. Sterling
Executive Vice President & NBA Alternate Governor.....	Andy Roeser
Vice President of Basketball Operations.....	Elgin Baylor
Head Coach.....	Mike Dunleavy
Record with club (yrs.).....	28-54 (1 yr.)
Overall NBA coaching record (yrs.).....	426-444 (11 yrs.)
Assistant Coaches.....	Jim Eyen, Kim Hughes, Rory White, Neal Meyer
Director of Player Personnel.....	Barry Hecker
Head Athletic Trainer.....	Jasen Powell
Vice President of Communications.....	Joe Safety
Director of Communications.....	Rob Raichlen
Assistant Director of Communications.....	Nick Brown
Assistant Director of Media Services.....	Ta’Nisha Cooper
Media Services Assistant.....	Steven Esparza
Home Court.....	STAPLES Center (19,060, opened in 1999)
Team Colors.....	Red, White and Blue
Radio.....	XTRA Sports (690/1150 AM), Mel Proctor
Television.....	KTLA (WB Channel 5), Fox Sports Net 2 (cable) Ralph Lawler and Michael Smith
All-Time Atlanta Series Record.....	Atlanta leads, 62-30

2003-04 RESULTS

Los Angeles, 2-0
 (High Scorer, ATL/LAC)
 Nov. 11 at Los Angeles (115-103, Clippers)
 Abdur-Rahim 23/Richardson 32
 Feb. 2 at Atlanta (101-95, Clippers)
 Two w/20/Brand 22

SERIES FACTS

Current Streak: L.A., two wins
 Current Home Streak: Lost 1
 Current Road Streak: Lost 1
 Last Home Win: 3/10/03, 95-86
 Last Road Win: 2/22/03, 89-87
 Last Home Loss: 2/2/04, 101-95
 Last Road Loss: 11/11/03, 115-103
 Biggest Win: 37 (1/3/88), 121-84
 Biggest Loss: 23 (11/5/01), 109-86

LOS ANGELES CLIPPERS, CONT.

SCHEDULE (All Times Eastern)

Sunday, February 27
 Sunday, April 3

Atlanta at LA Clippers
 LA Clippers at Atlanta

9:30 PM, STAPLES Center
 6:00 PM, Philips Arena

ATLANTA VS. LOS ANGELES CLIPPERS

CAREER STATISTICS, through 2003-04 season

PLAYER	G-GS	MIN	FG-FGA	PCT	3FG-FGA	PCT	FT-FTA	PCT	OFF	DEF	TOT	AST	PF-DQ	STL	TO	BLK	PTS	AVG	HI
Walker	17-17	673	143-328	.436	30-79	.380	62-95	.653	39	124	163	78	49-0	20	52	11	378	22.2	36
Drobnjak	8-4	210	38-66	.576	2-4	.500	16-21	.762	10	19	29	11	22-0	3	6	5	94	11.8	26
Harrington	9-1	203	33-69	.478	0-4	.000	19-27	.704	18	23	41	8	22-0	4	18	1	85	9.4	22
Delk	20-3	453	72-182	.396	13-47	.277	27-29	.931	11	38	49	33	23-0	13	15	5	184	9.2	20
Crawford	7-2	95	24-36	.667	1-2	.500	6-9	.667	8	5	13	3	15-1	1	2	4	55	7.9	14
Collier	3-0	33	4-6	.667	0-0	---	0-1	.000	2	7	9	0	5-0	0	1	0	8	2.7	4
Diaaw	2-1	34	0-4	.000	0-2	.000	0-0	---	0	3	3	4	1-0	1	2	0	0	0.0	0

LOS ANGELES CLIPPERS VS. ATLANTA

CAREER STATISTICS, through 2003-04 season

PLAYER	G-GS	MIN	FG-FGA	PCT	3FG-FGA	PCT	FT-FTA	PCT	OFF	DEF	TOT	AST	PF-DQ	STL	TO	BLK	PTS	AVG	HI
Brand	12-12	472	93-202	.460	0-0	---	55-74	.743	68	68	136	39	38-1	11	37	19	241	20.1	31
Wilcox	3-1	84	19-27	.704	0-0	---	8-13	.615	6	9	15	5	12-1	2	3	1	46	15.3	19
Kittles	21-20	748	120-282	.426	17-75	.227	48-61	.787	23	69	92	54	27-0	38	30	11	305	14.5	28
Jaric	4-1	87	18-37	.486	4-14	.286	4-8	.500	3	6	9	7	11-0	12	7	1	44	11.0	20
Maggette	9-4	171	29-62	.468	4-10	.400	31-40	.775	9	21	30	10	16-0	4	16	2	93	10.3	21
Rebraca	7-1	137	16-37	.432	0-0	---	17-18	.944	9	26	35	10	16-0	1	5	11	49	7.0	18
Overton	20-2	281	41-95	.432	6-18	.333	18-21	.857	5	14	19	34	19-0	10	21	0	106	5.3	20
Simmons	5-1	73	8-25	.320	0-1	.000	8-8	1.000	9	4	13	6	7-0	4	4	0	24	4.8	13
M. Moore	7-0	97	7-19	.368	0-1	.000	15-19	.789	8	24	32	4	2-0	1	6	8	29	4.1	10
Kaman	2-1	31	2-6	.333	0-0	---	0-0	---	2	6	8	2	1-0	1	3	1	4	2.0	4
Barnes	1-0	13	0-2	.000	0-0	---	0-0	---	0	0	0	0	1-0	1	1	0	0	0.0	0
N'diaye	1-0	6	0-0	---	0-0	---	0-0	---	0	1	1	0	1-0	0	0	0	0	0.0	0

ATLANTA ALL-TIME RECORD VS. LOS ANGELES CLIPPERS

Season	Home	Road	Neutral	Total	Season	Home	Road	Neutral	Total
70-71	2-0	1-1	0-0	3-1	87-88	1-0	1-0	0-0	2-0
71-72	2-1	2-1	0-0	4-2	88-89	1-0	1-0	0-0	2-0
72-73	2-1	3-0	0-0	5-1	89-90	0-1	1-0	0-0	1-1
73-74	2-1	0-2	0-1	2-4	90-91	1-0	1-0	0-0	2-0
74-75	0-2	1-1	0-0	1-3	91-92	1-0	0-1	0-0	1-1
75-76	2-1	0-2	0-0	2-3	92-93	1-0	0-1	0-0	1-1
76-77	2-0	2-0	0-0	4-0	93-94	0-1	1-0	0-0	1-1
77-78	2-0	1-1	0-0	3-1	94-95	1-0	1-0	0-0	2-0
78-79	2-0	1-1	0-0	3-1	95-96	1-0	1-0	0-0	2-0
79-80	1-0	0-1	0-0	1-1	96-97	1-0	1-0	0-0	2-0
80-81	1-0	0-1	0-0	1-1	97-98	1-0	1-0	0-0	2-0
81-82	0-1	1-0	0-0	1-1	98-99	0-0	1-0	0-0	1-0
82-83	1-0	0-1	0-0	1-1	99-00	1-0	0-1	0-0	1-1
83-84	1-0	0-1	0-0	1-1	00-01	1-0	0-1	0-0	1-1
84-85	1-0	1-0	0-0	2-0	01-02	1-0	0-1	0-0	1-1
85-86	1-0	1-0	0-0	2-0	02-03	1-0	1-0	0-0	2-0
86-87	1-0	1-0	0-0	2-0	03-04	0-1	0-1	0-0	0-2
					TOTALS	36-10	26-19	0-1	62-30

OPONENTS

LOS ANGELES LAKERS, CONT.

SCHEDULE (All Times Eastern)

Sunday, November 7 Atlanta at LA Lakers 9:30 PM, STAPLES Center
 Monday, February 7 LA Lakers at Atlanta 7:30 PM, Philips Arena

ATLANTA VS. LOS ANGELES LAKERS

CAREER STATISTICS, through 2003-04 season

PLAYER	G-GS	MIN	FG-FGA	PCT	3FG-FGA	PCT	FT-FTA	PCT	OFF	DEF	TOT	AST	PF-DQ	STL	TO	BLK	PTS	AVG	HI
Walker	16-15	639	142-303	.469	39-95	.411	43-68	.632	29	112	141	84	57-1	23	61	8	366	22.9	30
Harrington	7-3	210	38-82	.463	1-4	.250	9-15	.600	15	25	40	7	27-0	6	15	2	86	12.3	22
Crawford	6-3	116	20-38	.526	2-6	.333	15-20	.750	8	6	14	2	1-1	4	5	1	57	9.5	27
Drobnjak	11-4	214	46-97	.474	1-9	.111	8-10	.800	12	27	39	9	25-0	4	4	3	101	9.2	20
Delk	20-4	414	70-180	.389	15-49	.306	24-33	.727	15	26	41	42	24-0	20	23	3	179	9.0	26
Collier	5-0	60	10-19	.526	0-0	---	10-14	.714	6	7	13	2	9-1	1	0	1	30	6.0	10
Diaw	2-2	48	5-12	.417	0-1	.000	0-0	---	3	6	9	3	1-0	0	2	0	10	5.0	6

LOS ANGELES LAKERS VS. ATLANTA

CAREER STATISTICS, through 2003-04 season

PLAYER	G-GS	MIN	FG-FGA	PCT	3FG-FGA	PCT	FT-FTA	PCT	OFF	DEF	TOT	AST	PF-DQ	STL	TO	BLK	PTS	AVG	HI
Malone	34-34	1261	299-591	.506	2-8	.250	220-290	.759	93	253	346	100	115-3	61	119	27	820	24.1	40
Bryant	11-7	332	80-164	.488	9-23	.391	49-60	.817	17	37	54	44	23-1	17	25	4	218	19.8	32
Odom	10-10	379	53-126	.421	12-31	.387	35-48	.729	11	72	83	45	36-2	15	32	11	153	15.3	25
Butler	7-7	229	35-79	.443	4-5	.800	18-23	.783	13	26	39	19	18-1	11	7	2	92	13.1	25
H. Grant	60-54	1952	287-540	.531	0-2	.000	92-142	.648	160	253	413	109	130-0	54	60	63	666	11.1	25
Dirac	31-25	943	130-302	.430	1-11	.091	83-122	.680	83	186	269	106	97-3	35	63	39	344	11.1	21
Medvedenko	6-2	103	28-50	.560	0-0	---	7-8	.875	18	11	29	7	11-0	4	1	4	63	10.5	26
B. Grant	23-21	728	102-212	.481	0-0	---	34-44	.773	59	135	194	27	67-2	27	41	20	238	10.3	17
Atkins	17-9	442	63-159	.396	21-61	.344	26-35	.743	6	27	33	56	35-0	12	25	3	173	10.2	21
Rush	4-1	73	11-30	.367	6-12	.500	5-6	.833	0	4	4	3	6-0	1	2	1	33	8.3	14
Russell	20-5	454	48-127	.378	16-47	.340	29-37	.784	16	44	60	27	45-0	19	14	6	141	7.1	19
Mihm	14-5	264	34-83	.410	0-0	---	26-35	.743	23	48	71	3	43-0	5	11	15	94	6.7	12
Cook	1-0	14	3-6	.500	0-1	.000	0-1	.000	1	1	2	0	4-0	0	1	0	6	6.0	6
Jones	15-1	271	35-94	.372	12-37	.324	6-6	1.000	22	43	65	10	21-0	10	7	4	88	5.9	17
George	7-2	157	15-55	.273	3-15	.200	6-12	.500	8	19	27	8	12-0	6	1	3	39	5.6	12
Walton	2-0	40	3-5	.600	1-2	.500	0-0	---	3	5	8	11	4-0	2	3	0	7	3.5	7

ATLANTA ALL-TIME RECORD VS. LOS ANGELES LAKERS

Season	Home	Road	Neutral	Total	Season	Home	Road	Neutral	Total
50-51***				0-11	85-86	1-0	0-1		1-1
51-55**				12-30	86-87	0-1	1-0		1-1
56-68*				79-68	87-88	0-1	0-1		0-2
68-69	2-2	1-2	0-0	3-4	88-89	0-1	1-0		1-1
69-70	2-1	2-2	0-0	4-3	89-90	1-0	0-1		1-1
70-71	1-1	2-1	0-0	3-2	90-91	0-1	0-1		0-2
71-72	0-3	0-2	0-0	0-5	91-92	0-1	0-1		0-2
72-73	1-1	2-0	0-0	3-1	92-93	1-0	0-1		1-1
73-74	2-0	2-0	0-0	4-0	93-94	1-0	0-1		1-1
74-75	2-0	0-2	0-0	2-2	94-95	0-1	0-1		0-2
75-76	1-1	0-2	0-0	1-3	95-96	0-1	0-1		0-2
76-77	1-1	1-1	0-0	2-2	96-97	1-0	0-1		1-1
77-78	2-0	1-1	0-0	3-1	97-98	0-1	0-1		0-2
78-79	1-1	0-2	0-0	1-3	99-00	0-1	0-1		0-2
79-80	1-0	0-1	0-0	1-1	00-01	1-0	0-1		1-1
80-81	0-1	0-1	0-0	0-2	01-02	0-1	1-0		1-1
81-82	0-1	0-1	0-0	0-2	02-03	0-1	1-0		1-1
82-83	0-1	0-1	0-0	0-2	03-04	1-0	0-1		1-1
83-84	0-1	0-1	0-0	0-2	TOTALS				129-171
84-85	0-1	0-1	0-0	0-2	ATL TOTALS	23-27	15-35	0-0	38-62


*** 1950-51 signifies Tri-Cities Blackhawks years.
 ** 1951-55 signifies Milwaukee Hawks years.
 * 1955-68 signifies St. Louis Hawks years.

MEMPHIS GRIZZLIES

175 Toyota Plaza, Suite 150
 Memphis, TN 38103
 (901) 205-1234



Hubie Brown
 Head Coach



Pau Gasol

DIRECTORY

Majority Owner	Michael Heisley
President of Basketball Operations	Jerry West
President of Business Operations	Andy Dolich
General Manager	Dick Versace
Asst. General Manager	Tom Penn
Head Coach	Hubie Brown
Record with club (yrs.)	78-78 (2 yrs.)
Overall NBA coaching record (yrs.)	419-488 (11 yrs.)
Assistant Coaches	Tony Barone, Sr., Brendan Brown, Lionel Hollins, Hal Wissel
Director of Player Personnel	Tony Barone, Sr.
Director of Scouting	Tony Barone, Jr.
Head Athletic Trainer	Scott McCullough
Assistant Trainer/Equipment Manager	Yusuf Boyd
Interim Director of Media Relations	Stacey Mitch
Coordinators, Media Relations	Graham Kendrick
Home Court	FedEx Forum (TBA, opened in 2004)
Team Colors	Red, Teal, Bronze and Black
Radio	WRBO (103.5 FM), Announcers TBA
Television	TBA
All-Time Atlanta Series Record	Atlanta leads, 12-5

2003-04 RESULTS

Memphis, 2-0
 (High Scorer, ATL/MEM)
 Dec. 10 at Memphis (103-90, Grizzlies)
 Terry 19/Miller 22
 Mar. 29 at Atlanta (136-133, 2OT, Grizzlies)
 Jackson 28/Posey 38

SERIES FACTS

Current Streak: Memphis, two wins
 Current Home Streak: Lost 1
 Current Road Streak: Lost 2
 Last Home Win: 4/5/03, 97-91
 Last Road Win: 1/4/02, 113-109
 Last Home Loss: 3/29/04, 136-133, 2OT
 Last Road Loss: 12/10/03, 103-90
 Biggest Win: 25 (3/1/98), 101-76
 Biggest Loss: 32 (3/16/03), 124-92

MEMPHIS GRIZZLIES, CONT.

SCHEDULE (All Times Eastern)

Wednesday, December 8 Memphis at Atlanta 7:30 PM, Philips Arena
 Saturday, January 29 Atlanta at Memphis 8:00 PM, FedEx Forum

ATLANTA VS. MEMPHIS

CAREER STATISTICS, through 2003-04 season

PLAYER	G-GS	MIN	FG-FGA	PCT	3FG-FGA	PCT	FT-FTA	PCT	OFF	DEF	TOT	AST	PF-DQ	STL	TO	BLK	PTS	AVG	HI
Walker	17-17	698	147-356	.413	24-78	.308	43-67	.642	58	108	166	90	56-1	38	53	14	361	21.2	38
Delk	20-6	446	90-183	.492	15-39	.385	26-37	.703	12	33	45	39	32-0	24	24	3	221	11.1	23
Crawford	7-4	131	20-53	.377	4-8	.500	19-21	.905	9	8	17	8	19-1	6	6	4	63	9.0	22
Collier	5-3	109	13-30	.433	1-2	.500	11-13	.846	6	13	19	2	15-0	2	6	1	38	7.6	19
Harrington	8-3	195	25-61	.410	0-3	.000	8-11	.727	13	27	40	14	28-0	5	17	5	58	7.3	12
Diaw	2-1	60	5-15	.333	0-1	.000	1-2	.500	5	14	19	5	10-1	3	2	2	11	5.5	7
Drobnjak	12-4	187	23-70	.329	0-2	.000	6-7	.857	18	21	39	8	23-0	4	8	6	52	4.3	12

MEMPHIS VS. ATLANTA

CAREER STATISTICS, through 2003-04 season

PLAYER	G-GS	MIN	FG-FGA	PCT	3FG-FGA	PCT	FT-FTA	PCT	OFF	DEF	TOT	AST	PF-DQ	STL	TO	BLK	PTS	AVG	HI
Gasol	6-6	189	39-68	.574	0-0	---	20-25	.800	10	40	50	18	14-0	4	15	12	98	16.3	25
Miller	11-11	362	64-148	.432	21-59	.356	23-30	.767	14	39	53	27	25-0	4	15	5	172	15.6	23
Battier	6-4	217	33-70	.471	6-22	.273	20-28	.769	16	8	24	17	14-0	8	8	5	92	15.3	22
Williams	8-8	266	43-108	.398	21-53	.396	8-10	.800	5	22	27	62	12-0	15	25	2	115	14.4	22
Posey	11-7	289	44-95	.463	8-26	.308	40-47	.851	15	34	49	20	27-0	7	19	6	136	12.4	38
Wells	11-5	299	51-126	.405	3-10	.300	23-36	.639	13	41	54	31	21-0	17	26	5	128	11.6	26
Wright	9-7	229	36-84	.429	0-0	---	17-23	.739	25	46	71	7	24-0	7	12	2	89	9.9	21
Swift	8-2	168	29-57	.509	0-0	---	21-28	.750	13	33	46	3	22-1	3	7	13	79	9.9	19
Tsakalidis	6-4	135	21-41	.512	0-0	---	8-15	.533	19	21	40	3	14-1	3	6	8	50	8.3	15
Watson	6-1	108	16-38	.421	4-11	.364	7-8	.875	7	12	19	18	13-0	3	7	0	43	7.2	20
Outlaw	27-15	712	75-142	.528	1-1	1.000	31-54	.574	63	89	152	49	72-1	25	42	32	182	6.7	23
Cardinal	6-0	61	9-15	.600	5-9	.556	6-8	.750	8	9	17	3	11-0	6	3	0	29	4.8	12
Humphrey	3-0	35	2-13	.154	0-0	---	1-2	.500	4	10	14	1	5-0	1	2	0	5	1.7	5

ATLANTA ALL-TIME RECORD VS. MEMPHIS

Season	Home	Road	Neutral	Total
95-96	1-0	1-0	0-0	2-0
96-97	1-0	1-0	0-0	2-0
97-98	1-0	1-0	0-0	2-0
98-99	1-0	0-0	0-0	1-0
99-00	1-0	0-1	0-0	1-1
00-01	1-0	0-1	0-0	1-1
01-02	1-0	1-0	0-0	2-0
02-03	1-0	0-1	0-0	1-1
03-04	0-1	0-1	0-0	0-2
TOTALS	8-1	4-4	0-0	12-5

MIAMI HEAT

601 Biscayne Blvd.
Miami, FL 33132
(786) 777-HEAT



Stan Van Gundy
Head Coach



Shaquille O'Neal

DIRECTORY

Managing General Partner	Micky Arison
President	Pat Riley
General Manager	Randy Pfund
Head Coach	Stan Van Gundy
Record with club	42-40 (1 yr.)
Assistant Head Coach	Stan Van Gundy
Assistant Coaches	Bob McAdoo, Keith Askins, Erik Spoelstra
Trainer/Travel Coordinator	Ron Culp
Asst. Coach/Strength & Conditioning	Bill Foran
Asst. Athletic Trainer	Jay Sabol
Vice President of Sports Media Relations	Tim Donovan
Director of Sports Media Relations	Rob Wilson
Assistant Director of Sports Media Relations	Michael Lissack
Sports Media Relations Assistant	Nick Maiorana
Home Court	AmericanAirlines Arena (16,500, opened in 2000)
Team Colors	Red, Yellow, Black and White
Radio	WIOD (610 AM), Mike Inglis WQBA (1140 AM - Spanish), Jose Paneda
Television	Sunshine Network (cable), Eric Reid, Mike Fratello and Tony Fiorentino
All-Time Atlanta Series Record	Atlanta leads, 30-29

2003-04 RESULTS

Miami, 3-1
(High Scorer, ATL/MIA)
Nov. 28 at Atlanta (95-83, Hawks)
Abdur-Rahim 34/Jones 28
Dec. 16 at Miami (97-79, Heat)
Abdur-Rahim 16/Wade 32
Feb. 20 at Miami (125-92, Heat)
Crawford 21/Jones 24
Mar. 31 at Atlanta (100-97, Heat)
Jackson 29/Jones 23

SERIES FACTS

Current Streak: Miami, three wins
Current Home Streak: Lost 1
Current Road Streak: Lost 5
Last Home Win: 11/28/03, 95-83
Last Road Win: 2/5/02, 76-73
Last Home Loss: 3/31/04, 100-97
Last Road Loss: 2/20/04, 125-92
Biggest Win: 33 (3/11/89), 111-78
Biggest Loss: 34 (1/1/03), 107-73

MIAMI HEAT, CONT.

SCHEDULE (All Times Eastern)

Wednesday, November 24	Miami at Atlanta	7:30 PM, Philips Arena
Monday, December 27	Atlanta at Miami	7:30 PM, AmericanAirlines Arena
Wednesday, January 19	Atlanta at Miami	7:30 PM, AmericanAirlines Arena
Friday, January 28	Miami at Atlanta	7:30 PM, Philips Arena

ATLANTA VS. MIAMI

CAREER STATISTICS, through 2003-04 season

PLAYER	G-GS	MIN	FG-FGA	PCT	3FG-FGA	PCT	FT-FTA	PCT	OFF	DEF	TOT	AST	PF-DQ	STL	TO	BLK	PTS	AVG	HI
Walker	28-28	1084	224-528	.424	41-131	.313	84-137	.613	65	148	213	86	80-0	35	62	16	573	20.5	35
Harrington	13-2	326	53-118	.449	1-2	.500	24-34	.706	17	54	71	12	38-0	16	17	7	131	10.1	20
Delk	15-5	326	46-120	.383	19-47	.404	11-12	.917	7	31	38	17	19-0	7	11	3	122	8.1	20
Crawford	15-6	225	32-79	.405	3-11	.273	17-21	.810	9	15	24	10	24-0	5	15	2	84	5.6	22
Drobnjak	3-2	57	8-21	.381	0-0	---	0-0	---	0	9	9	4	0-0	2	0	0	16	5.3	10
Diaw	3-1	72	5-13	.385	0-3	.000	1-2	.500	6	11	17	10	7-0	0	1	2	11	3.7	6
Collier	3-1	41	3-8	.375	0-0	---	4-7	.571	3	5	8	1	5-0	0	0	0	10	3.3	9

MIAMI VS. ATLANTA

CAREER STATISTICS, through 2003-04 season

PLAYER	G-GS	MIN	FG-FGA	PCT	3FG-FGA	PCT	FT-FTA	PCT	OFF	DEF	TOT	AST	PF-DQ	STL	TO	BLK	PTS	AVG	HI
O'Neal	24-23	872	233-431	.541	0-1	.000	118-222	.532	84	202	286	70	77-1	17	70	47	584	24.3	37
Wade	4-4	141	32-59	.542	2-5	.400	9-14	.643	9	4	13	25	9-0	3	8	2	75	18.8	32
E. Jones	28-27	996	177-388	.456	55-126	.437	110-128	.859	31	88	119	92	62-0	50	43	20	519	18.5	28
Dooling	3-1	68	13-22	.591	3-6	.500	11-12	.917	0	4	4	6	8-0	3	2	2	40	13.3	17
Person	25-19	779	130-291	.447	38-105	.362	29-38	.763	19	72	91	41	37-0	19	27	11	327	13.1	26
Coles	30-13	765	106-241	.440	11-47	.234	47-61	.770	23	47	70	128	64-2	42	64	2	270	9.0	22
Allen	6-4	148	21-52	.404	0-2	.000	8-10	.800	13	18	31	1	18-0	2	5	4	50	8.3	21
Wallace	16-2	262	48-109	.440	0-2	.000	13-25	.520	11	28	39	12	28-1	7	22	7	109	6.8	30
Butler	7-0	76	15-30	.500	4-10	.400	8-10	.800	0	6	6	2	3-0	0	3	2	42	6.0	13
Haslem	4-1	98	9-27	.333	0-0	---	5-6	.833	13	20	33	2	11-0	0	5	2	23	5.8	9
Doleac	18-2	273	45-98	.459	0-0	---	10-12	.833	16	46	62	14	54-2	5	12	8	100	5.6	18
D. Jones	14-1	208	26-68	.382	10-34	.294	7-10	.700	4	11	15	31	13-0	6	8	0	69	4.9	11
Wang	4-0	17	2-7	.286	0-1	.000	4-4	1.000	0	6	6	1	5-0	0	1	1	8	2.0	6

ATLANTA ALL-TIME RECORD VS. MIAMI

Season	Home	Road	Neutral	Total
88-89	1-0	0-1	0-0	1-1
89-90	2-0	2-0	0-0	4-0
90-91	2-0	2-0	0-0	4-0
91-92	2-0	0-2	0-0	2-2
92-93	2-0	1-1	0-0	3-1
93-94	2-0	1-1	0-0	3-1
94-95	1-1	1-1	0-0	2-2
95-96	1-1	1-1	0-0	2-2
96-97	1-0	0-2	0-0	1-2
97-98	1-1	0-2	0-0	1-3
98-99	0-1	0-2	0-0	0-3
99-00	2-0	0-2	0-0	2-2
00-01	0-2	0-1	0-0	0-3
01-02	2-0	1-1	0-0	3-1
02-03	1-1	0-2	0-0	1-3
03-04	1-1	0-2	0-0	1-3
TOTALS	21-8	9-21	0-0	30-29

MILWAUKEE BUCKS

1001 N. Fourth St.
Milwaukee, WI 53203
(414) 227-0500



Terry Porter
Head Coach



Michael Redd

DIRECTORY

President.....	Herb Kohl
General Manager.....	Larry Harris
Assistant General Manager.....	Dan Kohl
Director of Scouting.....	Dave Babcock
Head Coach.....	Terry Porter
Record with club.....	41-41 (1 yr.)
Assistant Coaches.....	Mike Schuler, Bob Ociepka, Jim Boylen, Jerome Kersey
Head Athletic Trainer/Traveling Secretary.....	Andre Daniel
Strength and Conditioning Coach.....	Tim Wilson
Director of Public Relations.....	Cheri Hanson
Manager of Public Relations.....	Dan Smyczek
Public Relations Assistant.....	Matt Wessel
Home Court.....	The Bradley Center (18,717, opened in 1988)
Team Colors.....	Hunter Green, Purple, Silver
Radio.....	WTMJ (620 AM), Ted Davis
Television.....	UPN-24/FOX Sports Net (cable), Jim Paschke and Jon McGlocklin
All-Time Atlanta Series Record.....	Milwaukee leads, 85-82

2003-04 RESULTS

Series tied, 2-2
(High Scorer, ATL/MIL)
Nov. 18 at Milwaukee (101-93, Hawks)
Abdur-Rahim 27/Thomas 17
Dec. 2 at Atlanta (106-94, Bucks)
Abdur-Rahim 26/Redd 25
Jan. 31 at Atlanta (93-83, Hawks)
Abdur-Rahim 21/Redd 21
Mar. 10 at Milwaukee (94-80, Bucks)
Terry 20/Two w/23

SERIES FACTS

Current Streak: Milwaukee, one win
Current Home Streak: Won 1
Current Road Streak: Lost 1
Last Home Win: 1/31/04, 93-83
Last Road Win: 11/18/03, 101-93
Last Home Loss: 12/2/03, 106-94
Last Road Loss: 3/10/04, 94-80
Biggest Win: 39 (1/15/87), 130-91
Biggest Loss: 36 (2/14/71), 124-88

MILWAUKEE BUCKS, CONT.

SCHEDULE (All Times Eastern)

Tuesday, January 11 Milwaukee at Atlanta 7:30 PM, Philips Arena
 Saturday, February 12 Atlanta at Milwaukee 8:30 PM, Bradley Center
 Tuesday, March 8 Atlanta at Milwaukee 8:00 PM, Bradley Center

ATLANTA VS. MILWAUKEE

CAREER STATISTICS, through 2003-04 season

PLAYER	G-GS	MIN	FG-FGA	PCT	3FG-FGA	PCT	FT-FTA	PCT	OFF	DEF	TOT	AST	PF-DQ	STL	TO	BLK	PTS	AVG	HI
Walker	25-23	975	229-501	.457	50-147	.340	88-134	.657	57	168	225	92	77-1	39	83	9	596	23.8	36
Harrington	17-3	499	78-169	.462	4-10	.400	43-54	.796	27	69	96	29	60-0	18	31	2	203	11.9	26
Delk	14-3	288	37-116	.319	14-39	.359	19-28	.679	5	22	27	32	28-0	14	17	2	107	7.6	23
Collier	2-0	39	5-10	.500	0-0	---	3-4	.750	3	2	5	1	6-0	0	3	1	13	6.5	11
Drobnjak	5-1	68	9-25	.360	2-3	.667	7-8	.875	1	9	10	4	2-0	0	1	4	27	5.4	12
Crawford	17-6	216	33-77	.429	3-11	.273	18-20	.900	9	18	27	8	40-0	1	14	3	87	5.1	18
Diaw	4-2	107	9-21	.429	0-0	---	2-5	.400	9	9	18	8	14-0	3	4	3	20	5.0	8

MILWAUKEE VS. ATLANTA

CAREER STATISTICS, through 2003-04 season

PLAYER	G-GS	MIN	FG-FGA	PCT	3FG-FGA	PCT	FT-FTA	PCT	OFF	DEF	TOT	AST	PF-DQ	STL	TO	BLK	PTS	AVG	HI
Van Horn	21-21	754	156-332	.470	28-57	.491	77-93	.828	50	113	163	44	78-0	29	50	19	417	19.9	29
Redd	11-6	306	64-149	.430	14-40	.350	31-36	.861	18	32	50	26	14-0	14	9	1	173	15.7	25
Smith	20-15	582	112-211	.531	1-5	.200	52-65	.800	47	91	138	20	65-1	9	21	20	277	13.9	30
Kukoc	36-14	1007	178-397	.448	22-77	.286	80-121	.661	53	129	182	148	58-0	33	68	11	458	12.7	27
James	7-2	204	31-77	.403	9-31	.290	11-14	.786	4	18	22	29	12-0	13	10	1	82	11.7	15
Mason	11-3	302	47-101	.465	2-8	.250	22-30	.733	14	37	51	12	25-0	9	4	6	118	10.7	23
Knight	14-8	367	43-101	.426	0-3	.000	37-51	.725	6	21	27	97	38-0	27	22	2	123	8.8	16
Pachulia	1-0	18	2-3	.667	0-0	---	3-4	.750	1	6	7	1	0-0	0	1	2	7	7.0	7
Ford	3-3	73	9-20	.450	1-2	.500	0-0	---	2	4	6	19	4-0	1	7	0	19	6.3	8
Strickland	19-2	343	42-119	.353	13-51	.255	14-14	1.000	5	38	43	45	40-0	15	19	2	111	5.8	17
Santiago	4-2	57	7-18	.389	0-0	---	7-10	.700	4	7	11	1	10-0	2	5	1	21	5.3	10
Hamilton	2-0	14	2-3	.667	0-0	---	6-8	.750	2	3	5	1	2-0	0	2	0	10	5.0	6
Gadzuric	7-2	109	12-26	.462	0-0	---	10-11	.909	12	19	31	1	19-0	3	3	8	34	4.9	15
Haislip	6-0	68	8-18	.444	1-3	.333	2-4	.500	3	4	7	2	9-0	1	2	5	19	3.2	8
Williams	2-0	12	2-6	.333	0-2	.000	0-0	---	0	0	0	0	1-0	0	0	0	4	2.0	4

ATLANTA ALL-TIME RECORD VS. MILWAUKEE


Season	Home	Road	Neutral	Total	Season	Home	Road	Neutral	Total
68-69	3-0	1-1	0-1	4-2	86-87	3-0	0-3	0-0	3-3
69-70	1-2	2-0	0-1	3-3	87-88	2-1	1-2	0-0	3-3
70-71	0-3	1-1	0-0	1-4	88-89	3-0	3-0	0-0	6-0
71-72	1-1	1-2	0-0	2-3	89-90	3-0	0-0	0-0	3-2
72-73	1-1	0-2	0-0	1-3	90-91	1-1	1-2	0-0	2-3
73-74	0-2	0-1	1-0	1-3	91-92	2-0	1-1	0-0	3-1
74-75	1-1	1-1	0-0	2-2	92-93	1-2	2-0	0-0	3-2
75-76	1-1	1-1	0-0	2-2	93-94	2-0	3-0	0-0	5-0
76-77	2-0	0-2	0-0	2-2	94-95	1-1	0-2	0-0	1-3
77-78	1-1	1-1	0-0	2-2	95-96	2-0	0-2	0-0	2-2
78-79	2-0	1-0	0-0	3-0	96-97	2-0	2-0	0-0	4-0
79-80	1-0	0-1	0-0	1-1	97-98	2-0	1-1	0-0	3-1
80-81	1-2	0-3	0-0	1-5	98-99	1-1	0-1	0-0	1-2
81-82	2-1	1-2	0-0	3-3	99-00	0-2	0-2	0-0	0-4
82-83	1-2	0-2	0-0	1-4	00-01	1-1	0-2	0-0	1-3
83-84	2-1	1-2	0-0	3-3	01-02	1-1	0-2	0-0	1-3
84-85	1-2	1-2	0-0	2-4	02-03	2-0	0-0	0-0	2-2
85-86	3-0	0-3	0-0	3-3	03-04	1-1	1-1	0-0	2-2
					TOTALS	54-31	27-52	1-2	82-85

MINNESOTA TIMBERWOLVES

600 First Ave. North
 Minneapolis, MN 55403
 (612) 673-1600



Flip Saunders
 Head Coach



Kevin Garnett

DIRECTORY

Owner	Glen Taylor
President	Rob Moor
Executive Vice President/Chief Financial Officer	Roger Griffith
Vice President of Basketball Operations	Kevin McHale
General Manager	Jim Stack
Head Coach	Phil "Flip" Saunders
Record with club (yrs.)	386-300 (8 yrs.)
Director of Scouting and Player Personnel/Assistant Coach.....	Jerry Sichting
Assistant Coaches.....	Randy Wittman, Sidney Lowe, Don Zierden
Athletic Trainer	Gregg Farnam
Strength & Conditioning Coach	Thomas McKinney
Director of Communications	Ted Johnson
Manager of Public Relations	Mike Cristaldi
Assistant Manager of Public Relations	Paul Thompson
Home Court.....	Target Center (TBD, opened in 1990)
Team Colors	Timberwolves Green, Blue and Silver
Radio	KFAN (1130 AM), Chad Hartman and TBA
Television	KSTC, Fox Sports Net (cable), Tom Hanneman and Jim Petersen
All-Time Atlanta Series Record	Atlanta leads, 15-13

2003-04 RESULTS

Series tied, 1-1
 (High Scorer, ATL/MIN)
 Jan. 2 at Minnesota (93-75, Wolves)
 Abdur-Rahim 15/Garnett 18
 Feb. 4 at Atlanta (97-89, Hawks)
 Abdur-Rahim 32/Cassell 20

SERIES FACTS

Current Streak: Atlanta, one win
 Current Home Streak: Won 1
 Current Road Streak: Lost 6
 Last Home Win: 2/4/04, 97-89
 Last Road Win: 4/12/97, 80-66
 Last Home Loss: 11/20/02, 103-93
 Last Road Loss: 1/2/04, 93-75
 Biggest Win: 18 (3/19/93), 121-103
 Biggest Loss: 23 (1/26/02), 103-80

MINNESOTA TIMBERWOLVES, CONT.

SCHEDULE (All Times Eastern)

Wednesday, January 26 Atlanta at Minnesota 8:00 PM, Target Center
 Saturday, April 9 Minnesota at Atlanta 7:00 PM, Philips Arena

ATLANTA VS. MINNESOTA

CAREER STATISTICS, through 2003-04 season

PLAYER	G-GS	MIN	FG-FGA	PCT	3FG-FGA	PCT	FT-FTA	PCT	OFF	DEF	TOT	AST	PF-DQ	STL	TO	BLK	PTS	AVG	HI
Walker	17-17	675	117-319	.367	18-69	.261	42-66	.636	40	124	164	70	62-2	22	41	8	294	17.3	31
Harrington	8-4	214	32-76	.421	0-4	.000	10-16	.625	9	26	35	15	25-1	9	11	1	74	9.3	25
Delk	23-5	430	64-171	.374	20-60	.333	26-30	.867	9	59	68	42	32-0	16	20	1	174	7.6	17
Drobnjak	11-5	210	29-77	.377	3-13	.231	7-8	.875	7	24	31	10	17-0	3	10	4	68	6.2	16
Diaw	2-1	69	3-8	.375	0-1	.000	4-6	.667	2	11	13	14	2-0	0	2	0	10	5.0	7
Crawford	5-0	32	4-11	.364	0-0	---	4-4	1.000	3	2	5	1	5-0	0	0	1	12	2.4	6
Collier	3-0	14	1-3	.333	0-0	---	0-0	---	0	2	2	1	1-0	1	1	0	2	0.7	2

MINNESOTA VS. ATLANTA

CAREER STATISTICS, through 2003-04 season

PLAYER	G-GS	MIN	FG-FGA	PCT	3FG-FGA	PCT	FT-FTA	PCT	OFF	DEF	TOT	AST	PF-DQ	STL	TO	BLK	PTS	AVG	HI
Garnett	16-15	603	126-275	.458	4-12	.333	39-54	.722	48	125	173	75	36-0	29	30	19	295	18.4	25
Cassell	26-21	849	169-368	.459	16-55	.291	108-126	.857	15	64	79	194	74-1	34	67	6	462	17.8	36
Sprewell	29-26	1140	186-448	.415	33-98	.337	102-142	.718	24	117	141	119	54-0	39	71	9	507	17.5	32
Szczerbiak	6-5	195	30-66	.455	2-5	.400	20-24	.833	6	16	22	10	9-0	7	7	2	82	13.7	23
Olowokandi	6-6	216	30-65	.462	0-0	---	12-17	.706	21	45	66	4	19-0	4	18	17	72	12.0	18
Trent	14-5	343	62-122	.508	1-2	.500	30-35	.857	33	49	82	19	49-1	6	24	8	155	11.1	21
Hudson	11-3	210	40-83	.482	12-29	.414	29-34	.853	5	17	22	31	13-0	3	14	2	121	11.0	21
Martin	10-4	188	31-69	.449	9-20	.450	9-9	1.000	1	4	5	21	21-0	1	14	0	80	8.0	20
Hassell	10-8	272	31-73	.425	4-13	.308	6-8	.750	13	16	29	17	21-0	10	9	6	72	7.2	13
Holberg	18-2	328	39-87	.448	14-36	.389	30-32	.938	5	45	50	27	17-0	21	5	1	122	6.8	15
Miller	19-9	449	55-107	.514	0-2	.000	4-8	.500	31	83	114	37	53-0	23	43	19	114	6.0	20
Johnson	31-15	704	64-118	.542	0-0	---	20-37	.541	85	142	227	21	94-1	23	22	29	148	4.8	14
Madsen	7-1	95	8-16	.500	0-1	.000	2-4	.500	11	15	26	7	12-0	3	8	6	18	2.6	5
Ebi	1-0	1	1-1	1.000	0-0	---	0-0	---	0	0	0	0	0-0	0	0	0	2	2.0	2

ATLANTA ALL-TIME RECORD VS. MINNESOTA

Season	Home	Road	Neutral	Total
89-90	1-0	0-1	0-0	1-1
90-91	1-0	0-1	0-0	1-1
91-92	1-0	1-0	0-0	2-0
92-93	1-0	1-0	0-0	2-0
93-94	1-0	1-0	0-0	2-0
94-95	1-0	1-0	0-0	2-0
95-96	0-1	1-0	0-0	1-1
96-97	1-0	1-0	0-0	2-0
97-98	0-1	0-1	0-0	0-2
99-00	1-0	0-1	0-0	1-1
00-01	0-1	0-1	0-0	0-2
01-02	0-1	0-1	0-0	0-2
02-03	0-1	0-1	0-0	0-2
03-04	1-0	0-1	0-0	1-1
TOTALS	9-5	6-8	0-0	15-13

NEW JERSEY NETS

390 Murray Hill Pkwy.
 East Rutherford, NJ 07073
 (201) 935-8888



Lawrence Frank
 Head Coach



Jason Kidd

DIRECTORY

Principal Owner	Bruce Ratner
Chief Executive Officer	Rod Thorn
General Manager	Ed Stefanski
Head Coach	Lawrence Frank
Overall NBA coaching record (yrs.)	25-15 (1 yr.)
Assistant Coaches	Brian Hill, John Kuester, Tom Barrise
Athletic Trainer	Tim Walsh
Assistant Coach/Strength and Conditioning	Rich Dalatri
Vice President of Public Relations	Gary Sussman
Assistant Director of Public Relations	Aaron Harris
Public Relations Assistant	Jeff Slavinsky
Home Court	Continental Airlines Arena (20,174, opened in 1981)
Team Colors	Blue, Red and Silver
Radio	WFAN (660 AM), Chris Carrino and Tim Capstraw
Television	YES Network (cable), Ian Eagle and Kelly Tripucka
All-Time Atlanta Series Record	Atlanta leads, 75-49

2003-04 RESULTS

New Jersey, 3-1
 (High Scorer, ATL/NJ)
 Nov. 15 at Atlanta (100-85, Nets)
 Terry 24/Martin 23
 Feb. 18 at New Jersey (98-92, Nets)
 Jackson 25/Jefferson 24
 Apr. 4 at New Jersey (106-89, Nets)
 Jackson 31/Jefferson 20
 Apr. 12 at Atlanta (129-107, Hawks)
 Terry 30/Kidd 15

SERIES FACTS

Current Streak: Atlanta, one win
 Current Home Streak: Won 1
 Current Road Streak: Lost 6
 Last Home Win: 4/12/04, 129-107
 Last Road Win: 12/26/00, 81-76
 Last Home Loss: 11/15/03, 100-85
 Last Road Loss: 4/4/04, 106-89
 Biggest Win: 37 (12/9/79), 122-85
 37 (12/4/87), 139-102
 Biggest Loss: 34 (2/13/91), 140-106

NEW JERSEY NETS, CONT.

SCHEDULE (All Times Eastern)

Saturday, December 4 Atlanta at New Jersey 7:30 PM, Continental Airlines Arena
 Saturday, December 11 New Jersey at Atlanta 7:00 PM, Philips Arena
 Monday, January 17 New Jersey at Atlanta 2:00 PM, Philips Arena

ATLANTA VS. NEW JERSEY

CAREER STATISTICS, through 2003-04 season

PLAYER	G-GS	MIN	FG-FGA	PCT	3FG-FGA	PCT	FT-FTA	PCT	OFF	DEF	TOT	AST	PF-DQ	STL	TO	BLK	PTS	AVG	HI
Walker	29-28	1109	243-559	.435	44-128	.344	95-136	.699	93	176	269	122	92-2	43	98	23	625	21.6	43
Harrington	22-5	543	93-196	.474	3-16	.188	48-62	.774	40	89	129	32	67-1	13	47	6	237	10.8	22
Drobnjak	5-2	103	18-40	.450	1-3	.333	8-10	.800	6	9	15	3	9-0	0	3	3	45	9.0	12
Crawford	12-3	213	37-83	.446	6-11	.545	26-30	.867	16	23	39	2	28-1	5	8	6	106	8.8	22
Delk	13-3	279	35-101	.347	14-34	.412	15-16	.938	7	24	31	21	26-0	12	10	0	99	7.6	21
Collier	2-2	39	6-8	.750	0-1	.000	2-2	1.000	2	6	8	2	3-0	1	2	2	14	7.0	8
Diaw	4-2	106	4-11	.364	2-4	.500	2-4	.500	10	10	20	13	15-1	1	5	2	12	3.0	9

NEW JERSEY VS. ATLANTA

CAREER STATISTICS, through 2003-04 season

PLAYER	G-GS	MIN	FG-FGA	PCT	3FG-FGA	PCT	FT-FTA	PCT	OFF	DEF	TOT	AST	PF-DQ	STL	TO	BLK	PTS	AVG	HI
Mourning	34-33	1188	242-493	.491	3-6	.500	177-253	.700	96	226	322	45	120-1	16	90	92	664	19.5	36
Jefferson	11-9	341	68-110	.618	6-8	.750	41-57	.719	11	47	58	29	25-0	6	10	7	183	16.6	24
Mercer	18-12	557	102-242	.421	1-13	.077	33-39	.846	13	38	51	36	45-1	16	24	6	238	13.2	30
Kidd	20-20	720	95-274	.347	23-80	.288	46-62	.742	24	102	126	179	30-0	47	74	4	259	13.0	23
E. Williams	23-13	577	69-171	.404	9-23	.391	55-77	.714	23	50	73	25	51-0	28	22	3	202	8.8	18
Harris	29-10	641	80-194	.412	17-43	.395	31-40	.775	33	48	81	36	43-1	32	18	4	208	7.2	22
Planinic	4-0	59	11-18	.611	2-3	.667	3-6	.500	1	8	9	11	6-0	1	3	0	27	6.8	14
A. Williams	22-4	412	55-112	.491	0-0	---	36-46	.783	43	62	105	14	53-1	10	17	29	146	6.6	14
H. Davis	23-3	432	61-139	.439	17-47	.362	10-12	.833	12	25	37	37	42-0	6	21	2	149	6.5	16
Burford	5-0	95	13-42	.310	0-3	.000	6-9	.667	3	9	12	4	9-0	1	2	1	32	6.4	10
Collins	11-7	232	21-48	.438	0-1	.000	25-32	.781	23	30	53	10	27-0	5	16	7	67	6.1	13
Vaughn	8-2	137	17-43	.395	2-5	.400	5-9	.556	4	9	13	17	16-0	8	8	0	41	5.1	8
Armstrong	7-0	59	12-24	.500	4-10	.400	1-3	.333	4	4	8	2	9-0	3	3	0	29	4.1	14
Scalabrino	9-0	103	5-20	.250	0-1	.000	7-8	.875	3	11	14	9	9-0	1	5	1	17	1.9	4

ATLANTA ALL-TIME RECORD VS. NEW JERSEY

Season	Home	Road	Neutral	Total	Season	Home	Road	Neutral	Total
76-77	1-1	2-0	0-0	3-1	90-91	2-0	1-1	0-0	3-1
77-78	2-0	1-1	0-0	3-1	91-92	2-0	1-1	0-0	3-1
78-79	1-1	1-1	0-0	2-2	92-93	1-1	0-2	0-0	1-3
79-80	2-1	2-1	0-0	4-2	93-94	1-1	0-2	0-0	1-3
80-81	2-0	1-2	0-0	3-2	94-95	2-0	2-0	0-0	4-0
81-82	2-1	1-1	0-0	3-2	95-96	2-0	2-0	0-0	4-0
82-83	1-2	1-2	0-0	2-4	96-97	2-0	1-1	0-0	3-1
83-84	2-1	1-2	0-0	3-3	97-98	1-0	0-2	0-0	1-2
84-85	2-1	1-2	0-0	3-3	98-99	1-0	0-2	0-0	1-2
85-86	3-0	1-2	0-0	4-2	99-00	2-0	1-1	0-0	3-1
86-87	2-0	3-0	0-0	5-0	00-01	0-2	1-1	0-0	1-3
87-88	3-0	2-0	0-0	5-0	01-02	2-0	0-1	0-0	2-1
88-89	2-0	2-1	0-0	4-1	02-03	1-1	0-2	0-0	1-3
89-90	2-0	0-2	0-0	2-2	03-04	1-1	0-2	0-0	1-3
					TOTALS	47-14	28-35	0-0	75-49


OPONENTS

NEW ORLEANS HORNETS

1501 Girod St.
New Orleans, LA 70113
(504) 301-4000



Byron Scott
Head Coach



Baron Davis

DIRECTORY

Majority Owner	George Shinn
Minority Owner	Ray Wooldridge
General Manager	Allan Bristow
Vice President of Basketball Operations	Willis Reed
Head Coach	Byron Scott
Record with club (yrs)	(First year)
Overall NBA coaching record (yrs.).....	149-139 (4 yrs.)
Assistant Coaches.....	Darrell Walker, Jim Clemons, Kenny Gattison
Athletic Trainer/Director of Team Travel.....	Terry Kofler
Senior Vice President of Communications and Public Affairs.....	Steve B. Martin
Vice President of Public Relations.....	Harold Kaufman
Sports P.R. Manager	Scott Hall
Corporate P.R. Manager.....	Michael Thompson
Public Relations Assistant.....	Kurt Fedders
Home Court.....	New Orleans Arena (17,200, opened in 1999)
Team Colors	Teal, Purple and Gold
Radio.....	WODT 1280 AM/WRNO 99.5 FM, Bob Licht and Gerry Vaillancourt
Television	Cox Sports Television, Gil McGregor and Jordy Hultberg
All-Time Atlanta Series Record.....	Atlanta leads, 36-29

2003-04 RESULTS

Series tied, 2-2
(High Scorer, ATL/NO)
Oct. 29 at N.O. (88-83, OT, Hornets)
Jackson 21/Armstrong 18
Nov. 3 at Atlanta (90-80, Hawks)
Glover 20/Traylor 20
Dec. 26 at New Orleans (109-79, Hornets)
Mohammed 12/Wesley 32
Mar. 25 at Atlanta (84-76, Hawks)
Sura 23/Wesley 16

SERIES FACTS

Current Streak: Atlanta, one win
Current Home Streak: Won 4
Current Road Streak: Lost 4
Last Home Win: 3/25/04, 84-76
Last Road Win: 4/10/02, 101-95
Last Home Loss: 4/6/02, 93-86
Last Road Loss: 12/26/03, 109-79
Biggest Win: 39 (1/4/94), 133-94
Biggest Loss: 32 (4/12/00), 119-87

NEW ORLEANS HORNETS, CONT.

SCHEDULE (All Times Eastern)

Friday, November 12 Atlanta at New Orleans 8:00 PM, New Orleans Arena
 Tuesday, April 5 New Orleans at Atlanta 7:30 PM, Philips Arena

ATLANTA VS. NEW ORLEANS

CAREER STATISTICS, through 2003-04 season

PLAYER	G-GS	MIN	FG-FGA	PCT	3FG-FGA	PCT	FT-FTA	PCT	OFF	DEF	TOT	AST	PF-DQ	STL	TO	BLK	PTS	AVG	HI
Walker	27-25	1110	220-540	.407	40-148	.270	84-117	.718	59	147	206	146	81-0	38	91	13	564	20.9	38
Delk	11-4	276	41-94	.436	11-32	.344	13-19	.684	12	23	35	21	17-0	10	9	1	106	9.6	20
Harrington	14-5	365	45-118	.381	1-6	.167	21-26	.808	20	43	63	18	40-0	13	27	4	112	8.0	21
Drobnjak	4-2	91	15-30	.500	0-0	---	1-2	.500	4	8	12	2	13-0	1	5	3	31	7.8	12
Collier	3-1	41	9-15	.600	0-0	---	2-2	1.000	2	5	7	1	3-0	0	1	1	20	6.7	16
Crawford	13-5	165	18-52	.346	1-7	.143	18-23	.783	4	13	17	8	22-0	4	11	1	55	4.2	16
Diaw	4-0	67	5-10	.500	0-0	---	5-8	.625	3	10	13	6	6-0	1	9	3	15	3.8	6

NEW ORLEANS VS. ATLANTA

CAREER STATISTICS, through 2003-04 season

PLAYER	G-GS	MIN	FG-FGA	PCT	3FG-FGA	PCT	FT-FTA	PCT	OFF	DEF	TOT	AST	PF-DQ	STL	TO	BLK	PTS	AVG	HI
Mashburn	26-24	978	176-412	.427	31-79	.392	98-123	.797	21	91	112	104	54-0	31	46	9	481	18.5	33
Davis	18-14	602	102-244	.418	26-79	.329	31-48	.646	27	39	66	123	43-0	45	50	11	261	14.5	28
Wesley	41-34	1240	201-456	.441	45-119	.378	91-110	.827	16	61	77	171	76-0	62	64	6	538	13.1	32
S. Smith	21-15	568	89-215	.414	17-64	.266	41-48	.854	41	35	76	63	49-0	11	38	8	236	11.2	29
Rogers	22-8	534	90-199	.452	27-56	.482	34-50	.680	32	62	94	42	61-0	16	39	15	241	11.0	25
Armstrong	28-13	717	104-285	.365	39-124	.315	54-61	.885	38	68	106	127	42-0	36	60	1	301	10.8	27
Alexander	7-2	155	31-72	.431	5-8	.625	5-8	.625	5	12	17	12	12-0	5	8	0	72	10.3	25
Brown	40-37	1259	147-303	.485	0-0	---	66-87	.759	102	202	304	63	125-2	26	31	45	360	9.0	20
Williams	11-2	227	30-82	.366	10-33	.303	17-19	.895	3	10	13	25	15-0	13	13	1	87	7.9	19
Magloire	16-8	323	37-89	.416	0-1	.000	28-38	.737	28	59	87	12	39-0	9	15	19	102	6.4	13
Lynch	25-12	543	50-136	.368	6-15	.400	19-30	.633	50	68	118	28	43-0	23	26	20	125	5.0	14
West	4-0	40	5-11	.455	0-1	.000	2-3	.667	5	3	8	0	7-0	0	3	2	12	3.0	6
Andersen	4-0	52	4-12	.333	0-0	---	3-4	.750	4	5	9	1	5-0	3	4	3	11	2.8	6

ATLANTA ALL-TIME RECORD VS. NEW ORLEANS


Season	Home	Road	Neutral	Total
88-89	3-0	1-1	0-0	4-1
89-90	1-0	1-0	0-0	2-0
90-91	1-2	0-2	0-0	1-4
91-92	1-1	1-1	0-0	2-2
92-93	0-2	3-0	0-0	3-2
93-94	3-0	1-1	0-0	4-1
94-95	0-2	2-0	0-0	2-2
95-96	2-0	1-1	0-0	3-1
96-97	1-1	0-2	0-0	1-3
97-98	2-0	2-0	0-0	4-0
98-99	2-0	1-0	0-0	3-0
99-00	1-1	0-2	0-0	1-3
00-01	0-2	0-2	0-0	0-4
01-02	1-1	1-1	0-0	2-2
02-03	2-0	0-2	0-0	2-2
03-04	2-0	0-2	0-0	2-2
TOTALS	22-12	14-17	0-0	36-29

NEW YORK KNICKERBOCKERS

Two Pennsylvania Plaza
 New York, NY 10121-0091
 (212) 465-6471



Lenny Wilkens
 Head Coach



Stephon Marbury

DIRECTORY

President & CEO/MSG Sports Steve Mills
 President of Basketball Operations Isiah Thomas
 Head Coach Lenny Wilkens
 Record with club (yrs.) 23-19 (1 yr.)
 Overall NBA coaching record (yrs.) 1315-1133 (31 yrs.)
 Assistant Coaches Mark Aguirre, Greg Brittenham, George Glymph,
 Dick Helm, Michael Malone, Herb Williams
 Head Athletic Trainer Mike Saunders
 Vice President, Public Relations Joe Favorito
 Director of Media Relations Jonathan Supranowitz
 Manager, Public Relations Sammy Steinlight
 Manager, Public Relations Vince Jackson
 Home Court Madison Square Garden (19,763, opened in 1968)
 Team Colors Orange, White and Blue
 Radio ESPN (1050 AM), Broadcasters TBA
 WADO-AM (1280, Spanish), Alfredo Bejar, Juan Antonio Cains, Clemson Smith-Muniz
 Television MSG Network (cable), Broadcasters TBA
 All-Time Hawks Series Record Hawks lead, 171-149
 All-Time Atlanta Series Record Atlanta leads, 85-82

2003-04 RESULTS

New York, 3-0
 (High Scorer, ATL/NY)
 Dec. 20 at New York (103-92, Knicks)
 Abdur-Rahim 20/Two w/20
 Jan. 23 at Atlanta (96-94, Knicks)
 Abdur-Rahim 25/Marbury 24
 Mar. 22 at New York (96-84, Knicks)
 Jackson 20/Mohammed 18

SERIES FACTS

Current Streak: New York, four wins
 Current Home Streak: Lost 1
 Current Road Streak: Lost 9
 Last Home Win: 3/14/03, 107-104
 Last Road Win: 3/22/99, 80-71
 Last Home Loss: 1/23/04, 96-94
 Last Road Loss: 3/22/04, 96-84
 Biggest Win: 37 (4/3/87), 126-89
 Biggest Loss: 36 (1/3/81), 131-95
 (4/13/01), 101-65

NEW YORK KNICKERBOCKERS, CONT.

SCHEDULE (All Times Eastern)

Tuesday, November 23	Atlanta at New York	7:30 PM, Madison Square Garden
Tuesday, November 30	New York at Atlanta	7:30 PM, Philips Arena
Friday, March 18	New York at Atlanta	7:30 PM, Philips Arena
Sunday, April 17	Atlanta at New York	7:30 PM, Madison Square Garden

ATLANTA VS. NEW YORK

CAREER STATISTICS, through 2003-04 season

PLAYER	G-GS	MIN	FG-FGA	PCT	3FG-FGA	PCT	FT-FTA	PCT	OFF	DEF	TOT	AST	PF-DQ	STL	TO	BLK	PTS	AVG	HI
Walker	29-29	1134	226-543	.416	55-154	.357	81-132	.614	54	187	241	116	82-1	38	91	20	588	20.3	42
Drobnjak	5-3	126	20-44	.455	2-3	.667	5-5	1.000	8	16	24	5	7-0	1	6	1	47	9.4	19
Harrington	18-6	431	47-127	.370	0-4	.000	43-53	.811	24	64	88	27	53-1	6	31	1	137	7.6	19
Delk	16-3	307	38-89	.427	16-34	.471	15-18	.833	3	31	34	27	25-0	7	15	1	107	6.7	20
Diaw	2-1	55	3-11	.273	0-0	---	0-0	5.00	8	6	14	4	6-0	3	2	0	11	5.5	8
Crawford	12-5	217	22-70	.314	3-12	.250	13-15	.867	9	20	29	11	18-0	4	10	4	60	5.0	18
Collier	2-1	29	3-7	.429	0-0	---	1-2	5.00	0	7	7	0	7-1	1	0	0	7	3.5	7

NEW YORK VS. ATLANTA

CAREER STATISTICS, through 2003-04 season

PLAYER	G-GS	MIN	FG-FGA	PCT	3FG-FGA	PCT	FT-FTA	PCT	OFF	DEF	TOT	AST	PF-DQ	STL	TO	BLK	PTS	AVG	HI
Houston	40-34	1313	263-556	.473	64-158	.405	107-136	.787	20	94	114	80	111-0	31	71	6	697	17.4	38
Marbury	19-19	702	114-296	.385	24-86	.264	65-82	.793	20	45	65	155	42-0	21	62	5	317	16.7	27
Baker	27-21	939	168-353	.476	4-10	.400	66-115	.574	96	131	227	41	95-1	15	81	15	406	15.0	34
Hardaway	30-26	1066	161-386	.417	20-76	.263	102-131	.779	47	105	152	145	58-0	43	74	14	444	14.8	35
Johnson	1-0	23	6-11	.545	2-6	.333	0-0	---	1	5	6	1	3-0	1	0	0	14	14.0	14
T. Thomas	26-13	676	110-233	.472	32-76	.421	62-77	.805	32	81	113	44	54-0	25	37	12	314	12.1	20
K. Thomas	26-18	693	118-232	.509	0-0	---	28-39	.718	38	124	162	28	97-1	17	31	26	264	10.2	26
Crawford	13-6	272	36-92	.391	13-37	.351	5-8	.625	1	21	22	44	14-0	10	22	4	90	6.9	14
Williams	25-6	501	51-100	.510	0-0	---	38-65	.585	56	84	140	24	49-0	21	21	7	140	5.6	20
Anderson	18-5	369	30-89	.337	4-19	.211	23-36	.639	15	35	50	23	29-0	16	29	4	87	4.8	15
Mohammed	6-1	51	11-21	.524	0-0	---	6-9	.667	7	14	21	1	7-0	3	5	1	28	4.7	18
Norris	10-0	157	18-51	.353	3-12	.250	5-8	.625	8	15	23	27	6-0	9	13	0	44	4.4	11
Sweetney	1-0	5	0-0	---	0-0	---	1-2	5.00	1	1	2	0	0-0	0	1	0	1	1.0	

ATLANTA ALL-TIME RECORD VS. NEW YORK

Season	Home	Road	Neutral	Total	Season	Home	Road	Neutral	Total
49-51***				3-5	85-86	3-0	2-1	0-0	5-1
51-55**				9-20	86-87	3-0	2-1	0-0	5-1
55-68*	38-13	24-23	12-6	74-42	87-88	2-1	1-2	0-0	3-3
68-69	2-1	0-3	0-0	2-4	88-89	1-1	1-1	0-0	2-2
69-70	2-1	2-1	0-0	4-2	89-90	0-2	1-1	0-0	1-3
70-71	1-2	2-1	0-0	3-3	90-91	2-0	1-1	0-0	3-1
71-72	2-0	1-1	0-0	3-1	91-92	1-1	1-1	0-0	2-2
72-73	2-1	1-2	0-0	3-3	92-93	1-1	1-1	0-0	2-2
73-74	1-2	0-3	0-0	1-5	93-94	1-1	1-1	0-0	2-2
74-75	0-2	0-2	0-0	0-4	94-95	2-0	0-2	0-0	2-2
75-76	2-0	1-2	0-0	3-2	95-96	0-1	2-0	0-0	2-1
76-77	1-1	0-2	0-0	1-3	96-97	1-1	0-2	0-0	1-3
77-78	1-1	1-1	0-0	2-2	97-98	1-1	1-1	0-0	2-2
78-79	2-0	0-2	0-0	2-2	98-99	1-1	1-0	0-0	2-1
79-80	3-0	1-2	0-0	4-2	99-00	2-0	0-0	0-0	2-1
80-81	1-2	1-2	0-0	2-4	00-01	2-0	0-2	0-0	2-2
81-82	3-0	2-1	0-0	5-1	01-02	1-1	0-2	0-0	1-3
82-83	1-1	2-1	0-0	3-2	02-03	1-1	0-2	0-0	1-3
83-84	3-0	1-1	0-0	4-1	03-04	0-1	0-2	0-0	0-3
84-85	2-1	1-2	0-0	3-3	TOTALS	92-42	55-76	12-6	171-149
					ATL TOTALS	54-29	31-53	0-0	85-82


*** 1949-51 signifies Tri-Cities Blackhawks years.
 ** 1951-55 signifies Milwaukee Hawks years.
 * 1955-68 signifies St. Louis Hawks years.

ORLANDO MAGIC

8701 Maitland Summit Blvd.
Orlando, FL 32810
(407) 916-2400



Johnny Davis
Head Coach



Steve Francis

DIRECTORY

Chairman.....	Rich DeVos
President/Chief Executive Officer	Bob Vander Weide
COO/General Manager.....	John Weisbrod
Head Coach	Johnny Davis
Record with club (yrs)	20-51 (1 yr.)
Overall NBA coaching record (yrs)	42-111 (2 yrs.)
Assistant Coaches.....	Paul Westhead, Ron Ekker, Chris Jent, Clifford Ray, Morlon Wiley
Asst. Coach for Strength & Conditioning	Mick Smith
Athletic Trainer	Ted Arzonico
Director of Media Relations	Joel Glass
Assistant Director of Media Relations	George Galante
Corporate Communications Manager	Michelle Andres
Media Relations Manager.....	Trish Wingerson
Home Court.....	TD Waterhouse Centre, (17,283, opened in 1989)
Team Colors	Blue, Silver and Black
Radio.....	WDBO (580 AM), TBA WPRD (1440-AM, Spanish), TBA
Television	WRBW UPN-65/Sunshine Network (cable), TBA
All-Time Atlanta Series Record	Orlando leads, 30-27

2003-04 RESULTS

Orlando, 3-1
(High Scorer, ATL/ORL)
Dec. 13 at Atlanta (105-102, Magic)
Abdur-Rahim 25/McGrady 30
Feb. 28 at Atlanta (104-99, Magic)
Crawford 27/McGrady 30
Mar. 5 at Orlando (101-96, Magic)
Terry 21/McGrady 28
Apr. 2 at Orlando (95-87, Hawks)
Sura 32/Howard 33

SERIES FACTS

Current Streak: Atlanta, one win
Current Home Streak: Lost 2
Current Road Streak: Won 1
Last Home Win: 4/14/03, 100-86
Last Road Win: 4/2/04, 95-87
Last Home Loss: 2/28/04, 104-99
Last Road Loss: 3/5/04, 101-96
Biggest Win: 39 (11/11/89), 148-109
Biggest Loss: 41 (12/19/92), 125-84

ORLANDO MAGIC, CONT.

SCHEDULE (All Times Eastern)

Friday, November 26	Orlando at Atlanta	7:30 PM, Philips Arena
Monday, January 31	Orlando at Atlanta	7:30 PM, Philips Arena
Thursday, February 10	Atlanta at Orlando	7:00 PM, T.D. Waterhouse Ctr.
Monday, March 28	Atlanta at Orlando	7:00 PM, T.D. Waterhouse Ctr.

ATLANTA VS. ORLANDO

CAREER STATISTICS, through 2003-04 season

PLAYER	G-GS	MIN	FG-FGA	PCT	3FG-FGA	PCT	FT-FTA	PCT	OFF	DEF	TOT	AST	PF-DQ	STL	TO	BLK	PTS	AVG	HI
Walker	29-29	1128	235-512	.459	51-146	.349	55-97	.567	70	205	275	124	72-0	42	90	15	576	19.9	33
Harrington	16-4	390	72-150	.480	1-1	1.000	37-49	.755	36	50	86	23	45-0	12	28	7	182	11.4	23
Crawford	14-5	290	58-115	.504	8-22	.364	30-33	.909	20	33	53	9	34-1	11	12	12	154	11.0	27
Delk	13-5	308	33-95	.347	10-28	.357	25-37	.676	8	26	34	30	25-0	10	17	4	101	7.8	22
Drobnjak	5-3	82	12-31	.387	1-1	1.000	7-9	.778	8	14	22	4	6-0	2	5	0	32	6.4	13
Collier	1-1	29	0-4	.000	0-0	---	2-4	.500	1	5	6	0	5-0	0	1	1	2	2.0	2
Diaw	3-2	67	2-5	.400	0-0	---	2-2	1.000	2	11	13	4	7-0	4	1	1	6	2.0	4

ORLANDO VS. ATLANTA

CAREER STATISTICS, through 2003-04 season

PLAYER	G-GS	MIN	FG-FGA	PCT	3FG-FGA	PCT	FT-FTA	PCT	OFF	DEF	TOT	AST	PF-DQ	STL	TO	BLK	PTS	AVG	HI
Hill	25-25	998	205-437	.469	5-12	.417	145-182	.797	41	156	197	179	54-0	36	72	20	560	22.4	42
Francis	10-10	423	71-173	.410	15-47	.319	60-78	.769	24	47	71	57	29-1	17	37	6	217	21.7	31
Mobley	11-9	438	84-169	.497	23-63	.365	43-53	.811	15	37	52	36	29-0	11	22	11	234	21.3	30
Stevenson	8-6	213	32-69	.464	6-13	.462	13-14	.929	3	20	23	12	19-0	7	15	2	83	10.4	18
Garity	14-3	340	43-105	.410	16-43	.372	13-17	.765	11	31	42	21	45-0	9	16	4	115	8.2	23
Battle	18-9	424	54-129	.419	0-2	.000	25-34	.735	45	75	120	10	50-1	14	11	17	133	7.4	18
Turkoglu	8-3	190	19-57	.333	2-13	.154	13-15	.867	3	32	35	12	12-0	3	7	3	53	6.6	14
Cato	12-7	273	30-69	.435	0-0	---	16-20	.800	26	68	94	4	33-0	5	12	12	76	6.3	21
DeClercq	23-13	430	64-117	.547	0-0	---	17-29	.586	45	67	112	14	70-2	21	22	16	145	6.3	15
Rooks	23-8	395	46-110	.418	0-1	.000	31-42	.738	19	48	67	22	51-0	9	20	8	123	5.3	23
Augmon	19-4	320	40-84	.476	0-2	.000	18-27	.667	12	40	52	32	23-0	13	13	3	98	5.2	13
Bogans	3-1	60	4-15	.267	2-8	.250	3-3	1.000	4	7	11	7	9-1	3	3	0	13	4.3	7
Bradley	5-0	75	6-14	.429	0-0	---	8-12	.667	9	14	23	1	11-0	2	8	4	20	4.0	7
Johnsen	1-0	30	2-7	.286	0-2	.000	0-0	---	2	3	5	0	2-0	1	0	0	4	4.0	4
Dial	4-0	31	5-15	.333	0-1	.000	2-2	1.000	0	2	2	3	2-0	1	0	0	12	3.0	8

ATLANTA ALL-TIME RECORD VS. ORLANDO

Season	Home	Road	Neutral	Total
89-90	2-0	3-0	0-0	5-0
90-91	1-0	0-1	0-0	1-1
91-92	1-1	1-1	0-0	2-2
92-93	1-1	0-2	0-0	1-3
93-94	2-0	1-1	0-0	3-1
94-95	1-1	0-2	0-0	1-3
95-96	2-0	0-2	0-0	2-2
96-97	2-0	1-1	0-0	3-1
97-98	1-1	1-1	0-0	2-2
98-99	1-1	1-1	0-0	2-2
99-00	0-1	0-2	0-0	0-3
00-01	1-1	0-2	0-0	1-3
01-02	1-1	0-2	0-0	1-3
02-03	2-0	0-1	0-0	2-1
03-04	0-2	1-1	0-0	1-3
TOTALS	18-10	9-20	0-0	27-30

OPONENTS

PHILADELPHIA 76ERS

3601 S. Broad St.
Philadelphia, PA 19148
(215) 339-7600



Jim O'Brien
Head Coach



Allen Iverson

DIRECTORY

Chairman.....	Ed Snider
President and General Manager.....	Billy King
Head Coach	Jim O'Brien
Record with club (yrs.)	(First year)
Overall NBA coaching record (yrs).....	139-119 (4 yrs.)
Assistant Coaches	Joe Gallagher, Dick Harter, Frank Vogel
Head Athletic Trainer.....	Kevin Johnson
President, Comcast-Spectacor Team Marketing & Communications.....	Dave Coskey
Vice President of Communications	Karen Frascona
Manager of New Media and Communications	Brian Kirschner
Manager of Communications	Chris Wallace
Communications Coordinator	Kevin Fischer
Communications Coordinator	Donna Katzman
Director of Statistical Information.....	Harvey Pollack
Home Court	Wachovia Center (20,294, opened in 1996)
Team Colors	Red, White, Blue, Silver & Gold
Radio	WIP (610 AM), Tom McGinnis
Television.....	WPSG-TV (Channel 57), WPVI (Channel 6), Comcast SportsNet (cable), Mark Zumoff and Steve Mix
All-Time Hawks Series Record.....	Atlanta leads, 146-140
All-Time Atlanta Series Record.....	Atlanta leads, 89-80

2003-04 RESULTS

Philadelphia, 2-1
(High Scorer, ATL/PHI)
Nov. 29 at Philadelphia (98-86, Sixers)
Terry 20/Iverson 50
Feb. 24 at Atlanta (86-75, Hawks)
Jackson 24/Snow 17
Apr. 6 at Atlanta (103-100, OT, Sixers)
Two w/26/Green 26

SERIES FACTS

Current Streak: Philadelphia, one win
Current Home Streak: Lost 1
Current Road Streak: Lost 1
Last Home Win: 2/24/04, 86-75
Last Road Win: 3/21/03, 114-105
Last Home Loss: 4/6/04, 103-100, OT
Last Road Loss: 11/29/03, 98-86
Biggest Win: 33 (10/22/74), 125-92
Biggest Loss: 47 (12/8/82), 132-85

PHILADELPHIA 76ERS, CONT.

SCHEDULE (All Times Eastern)

Monday, December 6	Philadelphia at Atlanta	7:30 PM, Philips Arena
Friday, February 4	Atlanta at Philadelphia	7:00 PM, Wachovia Center
Saturday, March 5	Philadelphia at Atlanta	7:00 PM, Philips Arena
Wednesday, April 20	Atlanta at Philadelphia	7:00 PM, Wachovia Center

ATLANTA VS. PHILADELPHIA

CAREER STATISTICS, through 2003-04 season

PLAYER	G-GS	MIN	FG-FGA	PCT	3FG-FGA	PCT	FT-FTA	PCT	OFF	DEF	TOT	AST	PF-DQ	STL	TO	BLK	PTS	AVG	HI
Walker	28-27	1143	215-561	.383	37-149	.248	80-124	.645	80	167	247	123	93-1	47	96	18	547	19.5	37
Harrington	14-5	361	59-126	.468	0-6	.000	33-45	.733	26	48	74	23	43-2	18	26	3	151	10.8	28
Crawford	6-4	131	24-45	.533	2-6	.333	13-13	1.000	5	10	15	5	16-0	2	3	5	63	10.5	26
Collier	2-1	33	8-14	.571	0-0	---	2-7	.286	2	6	8	0	1-0	0	2	0	18	9.0	18
Delk	13-5	322	46-105	.438	9-34	.265	13-18	.722	11	25	36	19	20-0	7	17	3	114	8.8	17
Drobnjak	3-2	53	6-20	.300	1-2	.500	0-0	---	4	6	10	2	6-0	0	1	0	13	4.3	7
Diaw	3-1	73	5-9	.556	0-0	---	1-1	1.000	4	10	14	2	3-0	0	6	1	11	3.7	5

PHILADELPHIA VS. ATLANTA

CAREER STATISTICS, through 2003-04 season

PLAYER	G-GS	MIN	FG-FGA	PCT	3FG-FGA	PCT	FT-FTA	PCT	OFF	DEF	TOT	AST	PF-DQ	STL	TO	BLK	PTS	AVG	HI
Iverson	26-26	1078	276-601	.459	32-92	.348	162-204	.794	28	68	96	149	56-0	67	94	5	746	28.7	50
Robinson	29-29	1085	236-513	.460	30-76	.395	89-116	.767	49	94	143	75	69-1	35	75	21	591	20.4	36
Green	3-0	68	11-26	.423	5-9	.556	13-16	.813	1	3	4	3	8-0	3	9	1	40	13.3	26
Jackson	5-3	153	22-56	.393	0-2	.000	18-22	.818	11	24	35	8	16-0	2	7	2	62	12.4	22
Williamson	24-8	552	108-217	.498	1-3	.333	56-81	.691	39	60	99	34	66-0	16	39	7	273	11.4	23
Thomas	11-7	356	42-102	.412	2-8	.250	37-47	.787	39	66	105	23	25-0	14	16	6	123	11.2	18
McKie	30-13	728	93-214	.435	14-45	.311	35-42	.833	20	79	99	91	39-0	36	41	3	235	7.8	20
Dalembert	4-2	92	12-21	.571	0-0	---	0-4	.000	7	24	31	2	11-1	1	1	11	24	6.0	18
MacCulloch	9-3	110	19-33	.576	0-0	---	14-20	.700	11	15	26	5	13-0	3	5	5	52	5.8	14
Salmons	5-2	103	9-21	.429	3-8	.375	4-5	.800	4	12	16	6	7-0	3	1	0	25	5.0	13
Ollie	17-0	253	31-55	.564	0-0	---	18-23	.783	7	20	27	47	18-0	7	12	2	80	4.7	12
Koner	3-0	32	4-11	.364	3-6	.500	0-0	---	3	5	8	1	1-0	0	0	0	11	3.7	8
Brown	2-0	25	2-5	.400	1-3	.333	2-2	1.000	2	4	6	1	0-0	0	3	0	7	3.5	4
Buckner	11-1	200	14-43	.326	1-5	.200	6-10	.600	8	26	34	9	29-0	7	11	6	35	3.2	11
Skinner	10-4	177	11-29	.379	0-0	---	8-10	.800	9	31	40	3	12-0	3	14	8	30	3.0	7

ATLANTA ALL-TIME RECORD VS. PHILADELPHIA

Season	Home	Road	Neutral	Total	Season	Home	Road	Neutral	Total
55-68*	34-15	12-30	11-15	57-60	86-87	2-1	1-2	0-0	3-3
68-69	1-2	0-3	0-0	1-5	87-88	3-0	3-0	0-0	6-0
69-70	2-1	1-2	0-0	3-3	88-89	2-0	0-2	0-0	2-2
70-71	3-0	1-2	0-0	4-2	89-90	1-1	1-1	0-0	2-2
71-72	2-1	1-1	0-1	3-3	90-91	0-2	0-2	0-0	0-4
72-73	3-0	2-0	1-0	6-0	91-92	1-1	1-1	0-0	2-2
73-74	2-1	1-1	0-1	3-3	92-93	1-1	2-0	0-0	3-1
74-75	2-0	0-2	0-0	2-2	93-94	2-0	2-0	0-0	4-0
75-76	2-1	0-2	0-0	2-3	94-95	1-1	2-0	0-0	3-1
76-77	1-1	0-2	0-0	1-3	95-96	1-1	1-0	0-0	2-1
77-78	1-1	1-1	0-0	2-2	96-97	2-0	2-0	0-0	4-0
78-79	2-0	0-2	0-0	2-2	97-98	2-0	1-1	0-0	3-1
79-80	2-1	2-1	0-0	4-2	98-99	1-0	1-1	0-0	2-1
80-81	1-2	0-3	0-0	1-5	99-00	0-2	0-2	0-0	0-4
81-82	1-2	2-1	0-0	3-3	00-01	0-1	0-2	0-0	0-3
82-83	2-1	0-3	0-0	2-4	01-02	1-1	0-2	0-0	1-3
83-84	3-0	2-1	0-0	5-1	02-03	1-1	2-0	0-0	3-1
84-85	0-2	0-3	0-0	0-5	03-04	1-1	0-1	0-0	1-2
85-86	3-0	1-1	0-0	4-1	TOTALS	89-45	45-78	12-17	146-140
					ATL TOTALS	55-30	33-42	1-2	89-80

* 1955-68 signifies St. Louis Hawks years.

PHOENIX SUNS

201 E. Jefferson St.
Phoenix, AZ 85004
(602) 379-7900



Mike D'Antoni
Head Coach



Amare Stoudamire

DIRECTORY

Chairman/Chief Executive Officer	Jerry Colangelo
Vice Chairman/Managing Owner	Robert Sarver
President/General Manager	Bryan Colangelo
President/Chief Operating Officer	Rick Welts
Sr. Executive VP/Player Personnel	Dick Van Arsdale
Asst. General Manager	Mark West
Head Coach	Mike D'Antoni
Record with club (yrs)	21-40 (1 yr.)
Overall NBA coaching record (yrs)	35-76 (2 yrs.)
Assistant Coaches	Marc Iavaroni, Alvin Gentry, Phil Weber, Todd Quinter
Head Athletic Trainer	Aaron Nelson
Asst. Athletic Trainer/Strength & Conditioning	Erik Phillips
Vice President/Basketball Communications	Julie Fie
Managers of Basketball Communications	DC Headley, Dustin Krugel
Home Court	America West Arena (18,422, opened in 1992)
Team Colors	Purple, Orange and Black
Radio	KTAR (620 AM), Al McCoy and TBA Spanish Radio - TBA
Television	UPN-45, Tom Leander and TBA Fox Sports Net (cable), Gary Bender and TBA
All-Time Atlanta Series Record	Phoenix leads, 54-44

2003-04 RESULTS

Series tied, 1-1
(High Scorer, ATL/PHO)
Nov. 12 at Phoenix (99-94, Hawks)
Glover 23/Two w/22
Jan. 27 at Atlanta (89-85, Suns)
Jackson 19/Marion 22

SERIES FACTS

Current Streak: Phoenix, one win
Current Home Streak: Lost 2
Current Road Streak: Won 1
Last Home Win: 3/15/02, 104-89
Last Road Win: 11/12/03, 99-94
Last Home Loss: 1/27/04, 89-85
Last Road Loss: 11/6/02, 93-88
Biggest Win: 41 (3/10/71), 139-98
Biggest Loss: 44 (3/30/00), 118-74

PHOENIX SUNS, CONT.

SCHEDULE (All Times Eastern)

Wednesday, November 3 Atlanta at Phoenix 9:00 PM, America West Arena
 Tuesday, March 22 Phoenix at Atlanta 7:30 PM, Philips Arena

ATLANTA VS. PHOENIX

CAREER STATISTICS, through 2003-04 season

PLAYER	G-GS	MIN	FG-FGA	PCT	3FG-FGA	PCT	FT-FTA	PCT	OFF	DEF	TOT	AST	PF-DQ	STL	TO	BLK	PTS	AVG	HI
Walker	16-16	615	131-311	.421	22-77	.286	36-53	.679	39	104	143	47	52-1	26	54	8	320	20.0	31
Delk	13-4	306	64-143	.448	19-50	.380	16-24	.667	10	19	29	27	24-0	12	14	2	163	12.5	21
Harrington	7-2	172	25-52	.481	1-7	.143	16-22	.727	9	25	34	12	20-0	9	14	2	67	9.6	24
Drobnjak	9-5	158	26-64	.406	1-3	.333	12-15	.800	7	16	23	8	13-0	6	7	3	65	7.2	21
Przybilla	2-1	29	5-8	.625	0-0	---	1-2	.500	4	5	9	1	2-0	1	1	3	11	5.5	10
Crawford	8-3	96	12-33	.364	0-1	.000	8-12	.667	3	10	13	4	11-1	3	7	3	32	4.0	12
Collier	4-1	47	5-9	.556	0-0	---	3-4	.750	5	3	8	0	5-0	0	2	0	13	3.3	6
Diaw	2-1	44	2-4	.500	0-0	---	2-2	1.000	3	9	12	4	6-0	2	2	0	6	3.0	4
Ekezie	2-0	10	1-3	.333	0-0	---	2-2	1.000	0	0	0	0	0-0	1	1	0	4	2.0	4

PHOENIX VS. ATLANTA

CAREER STATISTICS, through 2003-04 season

PLAYER	G-GS	MIN	FG-FGA	PCT	3FG-FGA	PCT	FT-FTA	PCT	OFF	DEF	TOT	AST	PF-DQ	STL	TO	BLK	PTS	AVG	HI
Marion	10-9	356	82-168	.488	3-15	.200	33-39	.846	26	61	87	18	19-0	18	14	12	200	20.0	26
Richardson	7-4	197	40-91	.440	9-23	.391	15-17	.882	22	30	52	11	12-0	3	11	2	104	14.9	32
Nash	13-10	359	69-127	.543	22-41	.537	19-21	.905	10	23	33	80	26-0	8	24	1	179	13.8	30
Stoudemire	3-2	109	14-34	.412	0-0	---	9-14	.643	12	21	33	3	9-1	4	8	4	37	12.3	17
Clark	11-1	273	46-72	.639	0-1	.000	21-34	.618	23	53	76	7	34-0	7	15	31	113	10.3	20
Jacobson	4-1	92	13-22	.591	5-12	.417	4-4	1.000	1	6	7	10	3-0	1	0	0	35	8.8	13
Cabarkapa	2-0	21	7-14	.500	0-4	.000	2-3	.667	2	0	2	0	4-0	0	2	1	16	8.0	8
Johnson	8-6	238	23-74	.311	5-23	.217	5-6	.833	5	21	26	24	7-0	7	10	3	56	7.0	20
Eisley	18-7	348	43-107	.402	14-37	.378	20-22	.909	4	27	31	65	30-0	10	25	1	120	6.7	22
Barbosa	2-1	35	5-15	.333	2-7	.286	0-0	---	0	1	1	4	3-0	4	1	0	12	6.0	8
Hunter	7-5	92	9-18	.500	0-0	---	5-13	.385	5	12	17	1	11-0	1	3	10	23	3.3	6
Harvey	6-0	70	8-26	.308	0-1	.000	3-4	.750	4	13	17	6	13-0	3	7	1	19	3.2	8
Voskuhl	5-2	53	3-10	.300	0-0	---	7-10	.700	8	11	19	1	16-1	0	4	0	13	2.6	5

ATLANTA ALL-TIME RECORD VS. PHOENIX

Season	Home	Road	Neutral	Total	Season	Home	Road	Neutral	Total
68-69	2-0	3-0	1-0	6-0	86-87	1-0	0-1	0-0	1-1
69-70	2-1	0-2	0-1	2-4	87-88	1-0	0-1	0-0	1-1
70-71	1-2	0-2	0-0	1-4	88-89	0-1	1-0	0-0	1-1
71-72	2-0	1-2	0-0	3-2	89-90	0-1	0-1	0-0	0-2
72-73	1-0	1-1	0-0	2-1	90-91	0-1	0-1	0-0	0-2
73-74	1-1	0-2	0-0	1-3	91-92	1-0	1-0	0-0	2-0
74-75	2-0	2-0	0-0	4-0	92-93	0-1	0-1	0-0	0-2
75-76	0-2	0-2	0-0	0-4	93-94	1-0	0-1	0-0	1-1
76-77	0-2	0-2	0-0	0-4	94-95	1-0	0-1	0-0	1-1
77-78	1-0	1-1	1-0	3-1	95-96	0-1	0-1	0-0	0-2
78-79	1-0	1-1	1-0	3-1	96-97	1-0	0-1	0-0	1-1
79-80	1-0	0-1	0-0	1-1	97-98	0-1	0-1	0-0	0-2
80-81	0-1	0-1	0-0	0-2	98-99	1-0	0-0	0-0	1-0
81-82	1-0	0-1	0-0	1-1	99-00	0-1	0-1	0-0	0-2
82-83	1-0	0-1	0-0	1-1	00-01	0-1	0-1	0-0	0-2
83-84	1-0	0-1	0-0	1-1	01-02	1-0	0-1	0-0	1-1
84-85	1-0	1-0	0-0	2-0	02-03	0-1	0-1	0-0	0-2
85-86	1-0	1-0	0-0	2-0	03-04	0-1	1-0	0-0	1-1
				TOTALS		27-19	14-34	3-1	44-54

OPPONENTS

PORTLAND TRAIL BLAZERS

One Center Court, Suite 200
 Portland, OR 97227
 (503) 234-9291



Maurice Cheeks
 Head Coach



Zach Randolph

DIRECTORY

Chairman	Paul Allen
President	Steve Patterson
General Manager	John Nash
Head Coach	Maurice Cheeks
Record with club (yrs.)	140-106 (3 yrs.)
Assistant Coaches	Tim Grgurich, John Loyer, Jim Lynam, Dan Panaggio, Bernard Smith
Scouts	Chico Averbeck, Bates Locke
Head Athletic Trainer	Jay Jensen
Assistant Athletic Trainer/Equipment Manager	Geoff Clark
Strength & Conditioning Coach	Bob Medina
Basketball Operations Manager	Brad Weinrich
Executive Director of Communications	Mike Hanson
Manager, Sports Communications	Rich Austin
Home Court	The Rose Garden (19,980, opened in 1995)
Team Colors	Scarlet, Black and Silver
Radio	KXL (750 AM), Brian Wheeler and Mike Rice
Television	KGW-TV (KGW 8) and Fox Sports Net (cable), Steve Jones and Mike Barrett
All-Time Atlanta Series Record	Atlanta leads, 43-41

2003-04 RESULTS

Portland, 2-0
 (High Scorer, ATL/POR)
 Nov. 8 at Portland (90-83, Blazers)
 Abdur-Rahim 18/Randolph 29
 Jan. 29 at Atlanta (93-85, Blazers)
 Jackson 15/Randolph 22

SERIES FACTS

Current Streak: Portland, five wins
 Current Home Streak: Lost 2
 Current Road Streak: Lost 5
 Last Home Win: 1/8/02, 101-92
 Last Road Win: 12/15/97, 99-90
 Last Home Loss: 1/29/04, 93-85
 Last Road Loss: 11/8/03, 90-83
 Biggest Win: 27 (1/17/74), 126-99
 Biggest Loss: 40 (11/11/77), 132-92

PORTLAND TRAIL BLAZERS, CONT.

SCHEDULE (All Times Eastern)

Friday, December 17
Friday, February 25

Portland at Atlanta
Atlanta at Portland

7:30 PM, Philips Arena
10:00 PM, Rose Garden

ATLANTA VS. PORTLAND

CAREER STATISTICS, through 2003-04 season

PLAYER	G-GS	MIN	FG-FGA	PCT	3FG-FGA	PCT	FT-FTA	PCT	OFF	DEF	TOT	AST	PF-DQ	STL	TO	BLK	PTS	AVG	HI
Walker	17-17	686	129-329	.392	34-84	.405	51-77	.662	37	99	136	77	62-2	18	58	15	343	20.2	31
Harrington	9-1	268	44-89	.494	2-4	.500	15-24	.625	18	35	53	14	32-0	9	21	2	105	11.7	19
Delk	21-5	396	67-164	.409	16-46	.348	26-36	.722	19	39	58	29	30-0	12	15	4	176	8.4	27
Drobnjak	11-5	201	32-75	.427	3-4	.750	8-8	1.000	12	19	31	10	19-0	6	5	3	75	6.8	23
Collier	4-1	66	11-26	.423	0-1	.000	4-4	1.000	7	10	17	3	6-0	1	5	3	26	6.5	12
Diaw	2-1	33	5-11	.455	0-3	.000	0-0	---	4	4	8	6	5-0	0	6	1	10	5.0	6
Crawford	6-2	81	8-17	.471	2-6	.333	4-7	.571	3	9	12	5	8-0	2	4	0	22	3.7	6

PORTLAND VS. ATLANTA

CAREER STATISTICS, through 2003-04 season

PLAYER	G-GS	MIN	FG-FGA	PCT	3FG-FGA	PCT	FT-FTA	PCT	OFF	DEF	TOT	AST	PF-DQ	STL	TO	BLK	PTS	AVG	HI
Randolph	4-3	146	35-66	.530	0-0	---	17-20	.850	12	26	38	3	9-0	3	2	1	87	21.8	29
Abdur-Rahim	9-8	354	62-140	.443	0-5	.000	46-60	.767	30	48	78	35	25-0	9	33	16	170	18.9	24
Stoudamire	18-18	681	103-255	.404	24-80	.300	38-48	.792	16	48	64	140	37-0	31	61	3	288	14.9	30
Van Exel	18-16	595	99-226	.438	28-94	.298	27-43	.628	11	39	50	135	13-0	16	43	1	253	14.1	24
Anderson	15-10	488	66-159	.415	14-41	.341	51-67	.761	7	39	46	64	38-0	11	38	2	197	13.1	23
Patterson	9-3	223	38-80	.475	1-3	.333	19-23	.826	22	21	43	14	17-0	8	13	2	96	10.7	21
Miles	11-7	286	43-101	.426	1-7	.143	21-37	.568	17	40	57	28	20-0	11	23	9	108	9.8	16
Ratliff	20-14	524	66-132	.500	0-0	---	49-61	.803	41	93	134	7	63-3	9	24	58	181	9.1	17
Frahm	1-0	16	2-4	.500	0-2	.000	0-1	.000	0	1	1	0	1-0	1	0	0	4	4.0	4
Stepania	10-4	144	14-35	.400	0-1	.000	5-10	.500	17	38	55	6	15-0	5	9	7	33	3.3	16
Woods	2-0	20	1-7	.143	0-0	---	0-0	---	1	0	1	2	1-0	2	2	0	2	1.0	2

ATLANTA ALL-TIME RECORD VS. PORTLAND

Season	Home	Road	Neutral	Total	Season	Home	Road	Neutral	Total
70-71	2-0	0-2	0-0	2-2	87-88	0-1	0-1	0-0	0-2
71-72	2-0	2-0	0-0	4-0	88-89	1-0	0-1	0-0	1-1
72-73	2-0	2-0	0-0	4-0	89-90	1-0	0-1	0-0	1-1
73-74	2-0	0-2	0-0	2-0	90-91	1-0	0-1	0-0	1-1
74-75	0-2	1-1	0-0	1-3	91-92	0-1	0-1	0-0	0-2
75-76	1-1	1-1	0-0	2-2	92-93	1-0	0-1	0-0	1-1
76-77	2-0	1-1	0-0	3-1	93-94	1-0	0-1	0-0	1-1
77-78	1-1	0-2	0-0	1-3	94-95	0-1	1-0	0-0	1-1
78-79	2-0	0-2	0-0	2-2	95-96	1-0	1-0	0-0	2-0
79-80	1-0	1-0	0-0	2-0	96-97	1-0	1-0	0-0	2-0
80-81	1-0	0-1	0-0	1-1	97-98	0-1	1-0	0-0	1-1
81-82	1-0	1-0	0-0	2-0	99-00	0-1	0-1	0-0	0-2
82-83	1-0	0-1	0-0	1-1	00-01	1-0	0-1	0-0	1-1
83-84	0-1	0-1	0-0	0-2	01-02	1-0	0-1	0-0	1-1
85-86	1-0	1-0	0-0	2-0	02-03	0-1	0-1	0-0	0-2
86-87	1-0	0-1	0-0	1-1	03-04	0-1	0-1	0-0	0-2
					TOTALS	29-12	14-28	0-1	43-41


OPPONENTS

SACRAMENTO KINGS

One Sports Parkway
 Sacramento, CA 95834
 (916) 455-4647



Rick Adelman
 Head Coach



Chris Webber

DIRECTORY

Ownership	Maloo Sports and Entertainment
President of Basketball Operations	Geoff Petrie
President	John Thomas
Vice President of Basketball Operations	Wayne Cooper
Head Coach	Rick Adelman
Record with club (yrs.)	301-159 (6 yrs.)
Overall NBA coaching record (yrs.)	658-411 (14 yrs.)
Director of Player Personnel	Jerry Reynolds
Director of Scouting	Scotty Stirling
Assistant Coaches	Elston Turner, Pete Carril, T.R. Dunn
Athletic Trainer	Pete Youngman
Vice President of Media Relations/Basketball Operations	Troy Hanson
Executive Director of Media Relations/Basketball Operations	Darrin May
Manager of Basketball Information	Darryl Arata
Home Court	ARCO Arena (17,317, opened in 1988)
Team Colors	Purple, Black and Silver
Radio	KHTK (1140 AM), Gary Gerould and Jim Kozimor
Television	News10 (ABC, Channel 10), TBA (cable)
	Grant Napear and Jerry Reynolds
All-Time Hawks Series Record	Kings lead, 146-141
All-Time Atlanta Series Record	Hawks lead, 51-47

2003-04 RESULTS

Sacramento, 2-0
 (High Scorer, ATL/SAC)
 Dec. 19 at Atlanta (98-86, Kings)
 Terry 21/Stojakovic 31
 Jan. 6 at Sacramento (105-89, Kings)
 Two w/19/Stojakovic 28

SERIES FACTS

Current Streak: Sacramento, two wins
 Current Home Streak: Lost 1
 Current Road Streak: Lost 4
 Last Home Win: 1/24/03, 115-104
 Last Road Win: 2/23/00, 100-94
 Last Home Loss: 12/19/03, 98-86
 Last Road Loss: 1/6/04, 105-89
 Biggest Win: 23 (1/16/94), 118-95
 Biggest Loss: 29 (12/5/69), 156-127

SACRAMENTO KINGS, CONT.

SCHEDULE (All Times Eastern)

Friday, January 7 Sacramento at Atlanta 7:30 PM, Philips Arena
 Tuesday, February 22 Atlanta at Sacramento 10:30 PM, ARCO Arena

ATLANTA VS. SACRAMENTO

CAREER STATISTICS, through 2003-04 season

PLAYER	G-GS	MIN	FG-FGA	PCT	3FG-FGA	PCT	FT-FTA	PCT	OFF	DEF	TOT	AST	PF-DQ	STL	TO	BLK	PTS	AVG	HI
Walker	17-16	623	123-312	.394	33-87	.379	57-86	.663	42	104	146	87	60-0	24	63	5	336	19.8	47
Harrington	8-3	244	46-101	.455	1-5	.200	24-38	.632	18	42	60	14	20-0	5	19	2	117	14.6	27
Delk	19-2	447	87-195	.446	16-39	.410	29-37	.784	22	44	66	50	22-0	17	32	2	219	11.5	53
Drobnjak	11-2	199	48-94	.511	3-9	.333	9-9	1.000	15	24	39	9	22-0	4	10	2	108	9.8	22
Crawford	3-1	45	10-17	.588	0-0	---	4-4	1.000	4	2	6	0	5-0	1	1	1	24	8.0	14
Diaw	1-1	31	2-2	1.000	0-0	---	2-2	1.000	0	5	5	3	3-0	0	4	0	6	6.0	6
Collier	4-0	51	4-10	.400	0-0	---	2-3	.667	6	9	15	1	8-0	0	3	0	10	2.5	5

SACRAMENTO VS. ATLANTA

CAREER STATISTICS, through 2003-04 season

PLAYER	G-GS	MIN	FG-FGA	PCT	3FG-FGA	PCT	FT-FTA	PCT	OFF	DEF	TOT	AST	PF-DQ	STL	TO	BLK	PTS	AVG	HI
Webber	18-18	733	178-351	.507	9-32	.281	44-71	.620	52	126	178	73	58-0	27	54	27	409	22.7	32
Stojakovic	8-6	288	58-133	.436	21-57	.368	15-17	.882	12	25	37	14	10-0	13	14	1	152	19.0	31
Bibby	10-10	362	65-131	.496	7-19	.368	28-37	.757	7	21	28	55	21-0	14	26	1	165	16.5	27
Miller	17-10	449	65-130	.500	1-4	.250	62-80	.775	37	85	122	38	52-1	14	16	10	193	11.4	22
Christie	27-23	876	103-258	.399	20-70	.286	58-71	.817	29	80	109	94	79-2	57	53	13	284	10.5	30
Jackson	9-2	176	27-78	.346	6-20	.300	15-17	.882	6	11	17	17	14-0	13	13	1	75	8.3	23
Ostertag	15-7	315	39-63	.619	0-0	---	19-32	.594	28	48	76	4	45-0	3	13	28	97	6.5	15
Smith	2-0	5	1-2	.500	0-0	---	0-0	---	0	0	0	0	1-0	0	0	0	2	1.0	2
Songaila	2-0	4	1-1	1.000	0-0	---	0-0	---	0	0	0	0	0-0	0	0	0	2	1.0	2

ATLANTA ALL-TIME RECORD VS. SACRAMENTO

Season	Home	Road	Neutral	Total	Season	Home	Road	Neutral	Total
49-55**				14-37	85-86	1-0	1-0	0-0	2-0
55-68*	46-11	22-37	8-14	76-62	86-87	1-0	1-0	0-0	2-0
68-69	2-1	1-1	1-0	4-2	87-88	0-1	1-0	0-0	1-1
69-70	1-1	0-1	2-1	3-3	88-89	1-0	1-0	0-0	2-0
70-71	2-1	0-3	0-0	2-4	89-90	1-0	1-0	0-1	1-1
71-72	2-1	1-2	0-0	3-3	90-91	1-0	1-0	0-0	2-0
72-73	2-0	0-2	0-0	2-2	91-92	1-0	0-1	0-0	1-1
73-74	0-2	1-1	0-0	1-3	92-93	1-0	0-1	0-0	1-1
74-75	1-1	1-1	0-0	2-2	93-94	1-0	1-0	0-0	2-0
75-76	2-0	0-2	0-0	2-2	94-95	1-0	0-1	0-0	1-1
76-77	0-2	1-0	0-0	1-2	95-96	1-0	1-0	0-0	2-0
77-78	1-0	1-1	0-0	2-1	96-97	1-0	1-0	0-0	2-0
78-79	2-0	0-2	0-0	2-2	97-98	1-0	1-0	0-0	2-0
79-80	0-1	0-1	0-0	0-2	98-00	1-0	1-0	0-0	2-0
80-81	1-0	0-1	0-0	1-1	00-01	1-0	0-1	0-0	1-1
81-82	1-0	0-1	0-0	1-1	01-02	0-1	0-1	0-0	0-2
82-83	0-1	0-1	0-0	0-2	02-03	1-0	0-1	0-0	1-1
83-84	0-1	0-1	0-0	0-2	03-04	0-1	0-1	0-0	0-2
84-85	0-1	0-1	0-0	0-2	TOTALS	78-27	38-67	11-15	141-146
					ATL TOTALS	32-16	16-30	3-1	51-47


** 1949-55 signifies Tri-Cities (49-51) and Milwaukee (51-55) years.
 * 1955-68 signifies St. Louis Hawks years.

SAN ANTONIO SPURS

SBC Center, One SBC Center
 San Antonio, TX 78219
 (210) 444-5000



Gregg Popovich
 Head Coach



Tim Duncan

DIRECTORY

Chairman & CEO	Peter M. Holt
Head Coach	Gregg Popovich
Record with club (yrs.)	396-210 (8 yrs.)
General Manager	R.C. Buford
Assistant Coaches	P.J. Carlesimo, Mike Budenholzer, Don Newman, Brett Brown
Assistant Coach/Scout	Joe Prunty
Head Athletic Trainer.....	Will Sevensing
Director of Media Services	Tom James
Media Services Manager	Brian Facchini
Media Services Coordinator	Cliff Puchalski
Home Court.....	SBC Center (18,797, opened in 2002)
Team Colors	Black, White and Silver
Radio.....	WOAI (1200 AM), Bill Schoening, KCOR (1350 AM, Spanish), Paul Castro
Television.....	KENS (Channel 5)/KRRT(Channel 35), FOX Sports Net (cable), Dick Stockton, Bill Land, Lance Blanks, Sean Elliot
All-Time Atlanta Series Record.....	Atlanta leads, 34-30

2003-04 RESULTS

Series tied, 1-1
 (High Scorer, ATL/SA)
 Nov. 21 at San Antonio (114-75, Spurs)
 Abdur-Rahim 16/Duncan 25
 Jan. 13 at Atlanta (86-77, Hawks)
 Abdur-Rahim 29/Duncan 28

SERIES FACTS

Current Streak: Atlanta, one win
 Current Home Streak: Won 2
 Current Road Streak: Lost 6
 Last Home Win: 1/13/04, 86-77
 Last Road Win: 2/15/97, 109-89
 Last Home Loss: 12/5/01, 120-112
 Last Road Loss: 11/21/03, 114-75
 Biggest Win: 24 (11/28/87), 124-100
 Biggest Loss: 39 (11/21/03), 114-75

SAN ANTONIO SPURS, CONT.

SCHEDULE (All Times Eastern)

Saturday, November 13 San Antonio at Atlanta 7:00 PM, Philips Arena
 Friday, March 25 Atlanta at San Antonio 8:30 PM, SBC Center

ATLANTA VS. SAN ANTONIO

CAREER STATISTICS, through 2003-04 season

PLAYER	G-GS	MIN	FG-FGA	PCT	3FG-FGA	PCT	FT-FTA	PCT	OFF	DEF	TOT	AST	PF-DQ	STL	TO	BLK	PTS	AVG	HI
Walker	16-16	597	102-302	.338	21-84	.250	33-42	.786	36	101	137	57	53-0	15	30	10	258	16.1	31
Collier	1-0	24	5-7	.714	0-0	---	2-2	1.000	2	0	2	1	4-0	1	0	0	12	12.0	12
Harrington	10-0	263	37-100	.370	1-7	.143	24-30	.800	15	42	57	6	33-1	7	16	2	99	9.9	19
Delk	19-5	416	60-149	.403	9-37	.243	24-29	.828	17	31	48	37	20-0	13	22	2	153	8.1	21
Crawford	7-1	77	15-27	.556	1-3	.333	17-18	.944	3	11	14	0	9-0	1	7	1	48	6.9	16
Drobnjak	10-6	197	21-75	.280	0-5	.000	14-16	.875	13	13	26	11	27-0	4	10	3	56	5.6	12
Diauw	2-1	48	4-11	.364	0-1	.000	0-0	---	3	6	9	4	5-0	2	5	0	8	4.0	6

SAN ANTONIO VS. ATLANTA

CAREER STATISTICS, through 2003-04 season

PLAYER	G-GS	MIN	FG-FGA	PCT	3FG-FGA	PCT	FT-FTA	PCT	OFF	DEF	TOT	AST	PF-DQ	STL	TO	BLK	PTS	AVG	HI
Duncan	12-12	427	101-191	.529	1-2	.500	66-84	.786	32	94	126	37	34-0	14	40	26	269	22.4	28
Ginobili	2-1	42	13-18	.722	3-5	.600	4-6	.667	1	5	6	7	4-0	3	1	0	33	16.5	20
Parker	6-6	202	31-62	.500	6-19	.316	14-22	.636	2	15	17	30	20-0	7	11	0	82	13.7	19
Barry	19-15	584	66-166	.398	27-87	.310	40-45	.889	15	50	65	61	42-0	35	42	4	199	10.5	28
Willis	26-12	619	115-239	.481	0-2	.000	23-36	.639	60	118	178	27	55-0	15	38	15	253	9.7	31
Brown	2-0	48	5-12	.417	0-2	.000	7-9	.778	2	5	7	3	3-0	1	1	0	17	8.5	9
Horry	19-10	528	58-138	.420	14-38	.368	26-40	.650	36	78	114	43	47-0	28	23	18	156	8.2	19
Bowen	15-7	376	37-91	.407	15-31	.484	18-26	.692	4	19	23	24	32-0	17	14	9	107	7.1	21
Massenburg	18-12	412	52-117	.444	0-0	---	24-36	.667	36	48	84	10	46-0	7	18	9	128	7.1	19
Nesterovic	10-9	234	26-63	.413	0-0	---	8-10	.800	19	35	54	15	33-0	3	7	12	60	6.0	18
Rose	11-0	132	16-37	.432	0-0	---	10-16	.625	6	20	26	5	22-0	5	12	1	42	3.8	16
Marks	3-0	13	4-6	.667	0-0	---	0-2	.000	2	2	4	0	4-0	1	1	0	8	2.7	4

ATLANTA ALL-TIME RECORD VS. SAN ANTONIO

Season	Home	Road	Neutral	Total	Season	Home	Road	Neutral	Total
76-77	2-0	2-0	0-0	4-0	90-91	1-0	0-0	0-0	2-0
77-78	1-1	0-2	0-0	1-3	91-92	0-1	1-0	0-0	0-2
78-79	2-0	1-1	0-0	3-1	92-93	1-0	1-0	0-0	2-0
79-80	2-1	3-0	0-0	5-1	93-94	1-0	0-0	0-0	1-1
80-81	1-0	0-1	0-0	1-1	94-95	1-0	0-1	0-0	1-1
81-82	0-1	1-0	0-0	1-1	95-96	0-1	0-1	0-0	0-2
82-83	0-1	0-1	0-0	0-2	96-97	1-0	1-0	0-0	2-0
83-84	1-0	0-1	0-0	1-1	97-98	1-0	0-0	0-0	1-1
84-85	0-1	0-1	0-0	0-2	99-00	0-1	0-1	0-0	0-2
85-86	1-0	0-1	0-0	1-1	00-01	0-1	0-1	0-0	0-2
86-87	1-0	1-0	0-0	2-0	01-02	0-1	0-1	0-0	0-2
87-88	1-0	1-0	0-0	2-0	02-03	1-0	0-1	0-0	1-1
88-89	1-0	0-1	0-0	1-1	03-04	1-0	0-1	0-0	1-1
89-90	1-0	0-1	0-0	1-1	TOTALS	22-10	12-20	0-0	34-30

OPONENTS

SEATTLE SONICS

351 Elliott Avenue West, Suite 500
 Seattle, WA 98119
 (206) 281-5800



Nate McMillan
 Head Coach



Ray Allen

DIRECTORY

Chairman	Howard Schultz
President & CEO	Wally Walker
General Manager	Rick Sund
Head Coach	Nate McMillan
Overall NBA coaching record (yrs.)	160-153 (4 yrs.)
Associate Head Coach	Dwane Casey
Assistant Coaches	Dean Demopoulos, Bob Weiss
Director of Player Personnel	David Pendergraft
Head Scout	Steve Rosenberry
Athletic Trainer	Mike Shimensky
Asst. Coach/Player Development	Dwight Daub
Equipment Manager/Furtado Center Manager	Marc St. Yves
Director of Public Relations	Marc Moquin
Assistant Director of Public Relations	Robyn Jamilosa
Assistant Director of Public Relations	Liam O'Mahony
Home Court	KeyArena (17,072, opened in 1995)
Team Colors	Green and Gold
Radio	KJR (950 AM), Kevin Calabro and Craig Ehlo
Television	Fox Sports Northwest, Kevin Calabro and Craig Ehlo
All-Time Hawks Series Record	Hawks lead, 58-47
All-Time Atlanta Series Record	Atlanta leads, 50-47

2003-04 RESULTS

Series tied, 1-1
 (High Scorer, ATL/SEA)
 Nov. 9 at Seattle (91-81, Hawks)
 Terry 23/Murray 24
 Mar. 16 at Atlanta (118-110, Sonics)
 Jackson 39/Barry 28

SERIES FACTS

Current Streak: Seattle, one win
 Current Home Streak: Lost 1
 Current Road Streak: Won 1
 Last Home Win: 11/26/02, 119-116, OT
 Last Road Win: 11/9/03, 91-81
 Last Home Loss: 3/16/04, 118-110
 Last Road Loss: 2/26/03, 93-76
 Biggest Win: 38 (3/15/72), 134-96
 Biggest Loss: 24 (4/3/93), 129-105

SEATTLE SONICS, CONT.

SCHEDULE (All Times Eastern)

Friday, November 5
Thursday, December 30

Atlanta at Seattle
Seattle at Atlanta

10:30 PM, KeyArena
2:00 PM, Philips Arena

ATLANTA VS. SEATTLE

CAREER STATISTICS, through 2003-04 season

PLAYER	G-GS	MIN	FG-FGA	PCT	3FG-FGA	PCT	FT-FTA	PCT	OFF	DEF	TOT	AST	PF-DQ	STL	TO	BLK	PTS	AVG	HI
Walker	16-15	590	116-271	.428	23-84	.274	36-61	.590	30	105	135	65	43-2	16	59	6	291	18.2	30
Harrington	9-2	240	39-97	.402	3-9	.333	18-24	.750	15	35	50	16	25-0	5	17	0	99	11.0	26
Delk	20-0	399	76-188	.404	16-50	.320	21-26	.808	10	26	36	26	33-0	15	23	1	189	9.5	22
Drobnjak	4-2	62	10-27	.370	1-3	.333	9-12	.750	7	17	24	5	3-0	3	3	3	30	7.5	11
Diaw	2-0	38	6-7	.857	1-1	1.000	1-2	.500	4	5	9	2	5-0	2	2	3	14	7.0	9
Crawford	5-3	106	14-34	.412	2-7	.286	0-0	---	5	11	16	9	8-0	2	10	2	30	6.0	11
Collier	4-1	66	3-14	.214	0-0	---	7-8	.875	0	9	9	4	8-0	2	1	1	13	3.3	7

SEATTLE VS. ATLANTA

CAREER STATISTICS, through 2003-04 season

PLAYER	G-GS	MIN	FG-FGA	PCT	3FG-FGA	PCT	FT-FTA	PCT	OFF	DEF	TOT	AST	PF-DQ	STL	TO	BLK	PTS	AVG	HI
Allen	25-24	893	165-371	.445	51-131	.389	89-95	.937	38	94	132	85	60-0	31	53	3	470	18.8	31
Lewis	10-8	337	45-123	.366	12-32	.375	25-33	.758	14	48	62	8	24-0	11	13	2	127	12.7	19
Radmanovic	6-3	172	22-57	.386	7-24	.292	10-15	.667	6	18	24	15	11-0	14	10	5	61	10.2	16
Daniels	12-1	260	41-85	.482	11-22	.500	27-38	.711	3	22	25	29	10-0	10	12	1	120	10.0	18
Ridnour	2-0	25	7-13	.538	1-3	.333	3-4	.750	1	2	3	2	4-0	2	1	0	18	9.0	13
James	4-2	71	12-22	.545	0-0	---	6-9	.667	5	8	13	3	14-0	2	6	6	30	7.5	11
Potapenko	24-7	478	77-176	.438	0-1	.000	21-35	.600	60	49	109	21	77-1	9	35	3	175	7.3	16
Fortson	7-2	141	20-47	.426	0-0	---	10-11	.909	18	30	48	6	24-1	2	10	4	50	7.1	14
Murray	4-1	47	11-24	.458	1-4	.250	5-6	.833	0	8	8	2	7-0	1	5	1	28	7.0	24
Evans	4-3	99	6-12	.500	0-0	---	5-10	.500	11	20	31	2	13-0	5	4	0	17	4.3	7
Sesay	3-0	19	1-8	.125	0-1	.000	0-0	---	2	0	2	0	7-1	0	1	0	2	0.7	2

ATLANTA ALL-TIME RECORD VS. SEATTLE

Season	Home	Road	Neutral	Total	Season	Home	Road	Neutral	Total
67-68*	4-0	3-0	1-0	8-0	86-87	1-0	1-0	0-0	2-0
68-69	2-1	2-1	0-0	4-2	87-88	1-0	1-0	0-0	2-0
69-70	4-0	1-2	0-0	5-2	88-89	1-0	0-1	0-0	1-1
70-71	1-1	2-1	0-0	3-2	89-90	1-0	0-1	0-0	1-1
71-72	1-2	0-2	0-0	1-4	90-91	1-0	0-1	0-0	1-1
72-73	2-0	1-1	0-0	3-1	91-92	0-1	1-0	0-0	1-1
73-74	2-0	2-0	0-0	4-0	92-93	1-0	0-1	0-0	1-1
74-75	2-0	1-1	0-0	3-1	93-94	1-0	0-1	0-0	1-1
75-76	1-1	0-2	0-0	1-3	94-95	0-1	0-1	0-0	0-2
76-77	0-1	1-1	0-0	1-2	95-96	0-1	0-1	0-0	0-2
77-78	2-0	0-1	0-0	2-1	96-97	0-1	1-0	0-0	1-1
78-79	1-1	0-2	0-0	1-3	97-98	1-0	0-1	0-0	1-1
79-80	0-1	0-1	0-0	0-2	99-00	0-1	1-0	0-0	1-1
80-81	1-0	0-1	0-0	1-1	00-01	0-1	1-0	0-0	1-1
81-82	0-1	1-0	0-0	1-1	01-02	0-1	0-1	0-0	0-2
82-83	1-0	0-1	0-0	1-1	02-03	1-0	0-1	0-0	1-1
83-84	1-0	0-1	0-0	1-1	03-04	0-1	1-0	0-0	1-1
84-85	1-0	0-1	0-0	1-1	TOTALS	36-17	21-30	1-0	58-47
85-86	1-0	0-1	0-0	1-1	ATL Totals	32-17	18-30	0-0	50-47

* 1967-68 signifies St. Louis Hawks years.

TORONTO RAPTORS

40 Bay Street, Suite 400
 Toronto, Ontario M5J 2X2
 Canada

(416) 815-5600



Sam Mitchell
 Head Coach



Vince Carter

DIRECTORY

Chairman of the Board and NBA Governor	Larry M. Tanenbaum
President and Chief Executive Officer	Richard Peddie
General Manager	Rob Babcock
Head Coach	Sam Mitchell
Record with club (yrs.)	(First year)
Assistant Coaches	Alex English, Jim Todd, Jay Triano
Assistant Coach/Strength & Conditioning Coordinator	Shaun Brown
Athletic Trainer	Chuck Mooney
Director, NBA Player Personnel	Pete Babcock
Director, Player Personnel	Jim Kelly
Director, Basketball Operations	Steve Fruitman
VP/Communications & Community Development	John Lashway
Director, Media Relations	Jim LaBumbard
Coordinators, Media Relations	Michael Cvitkovic, James Lamont
Home Court	Air Canada Centre (19,800, opened in 1999)
Team Colors	Red, Purple, Black and Silver
Radio	The Fan (AM 590), TBA
Television	Rogers Sportsnet (cable), Chuck Swirsky, Leo Rautins and Norma Wick
All-Time Atlanta Series Record	Atlanta leads, 20-15

2003-04 RESULTS

Toronto, 3-1
 (High Scorer, ATL/TOR)
 Nov. 26 at Atlanta (99-97, OT, Raptors)
 Abdur-Rahim 30/Carter 43
 Dec. 5 at Toronto (92-87, Raptors)
 Terry 19/Two w/22
 Jan. 17 at Atlanta (75-70, Hawks)
 Abdur-Rahim 20/Marshall 16
 Mar. 14 at Toronto (101-84, Raptors)
 Collier 21/Carter 32

SERIES FACTS

Current Streak: Toronto, one win
 Current Home Streak: Won 1
 Current Road Streak: Lost 7
 Last Home Win: 1/17/04, 75-70
 Last Road Win: 12/22/00, 78-72
 Last Home Loss: 11/26/03, 99-97, OT
 Last Road Loss: 3/14/04, 101-84
 Biggest Win: 26 (12/7/96), 101-75
 Biggest Loss: 39 (4/12/02), 112-73

TORONTO RAPTORS, CONT.

SCHEDULE (All Times Eastern)

Friday, March 11	Atlanta at Toronto	7:00 PM, Air Canada Centre
Saturday, March 26	Toronto at Atlanta	7:00 PM, Philips Arena
Friday, April 8	Atlanta at Toronto	7:00 PM, Air Canada Centre

ATLANTA VS. TORONTO

CAREER STATISTICS, through 2003-04 season

PLAYER	G-GS	MIN	FG-FGA	PCT	3FG-FGA	PCT	FT-FTA	PCT	OFF	DEF	TOT	AST	PF-DQ	STL	TO	BLK	PTS	AVG	HI
Walker	27-26	1051	224-515	.435	46-123	.374	71-110	.645	78	166	244	121	74-0	36	105	15	565	20.9	38
Harrington	18-5	401	72-156	.462	2-7	.286	27-33	.818	35	50	85	15	51-0	11	34	5	173	9.6	22
Drobnjak	4-2	88	17-37	.459	1-2	.500	3-4	.750	7	16	23	2	2-0	6	3	5	38	9.5	15
Collier	3-0	50	9-19	.474	0-1	.000	6-8	.750	7	7	14	2	5-0	2	2	0	24	8.0	21
Delk	14-4	324	36-90	.400	13-32	.406	27-34	.794	11	31	42	23	22-1	10	11	3	112	8.0	15
Diaw	4-4	138	12-26	.462	0-2	.000	4-8	.500	8	13	21	12	6-0	5	9	6	28	7.0	8
Crawford	14-4	203	32-72	.444	6-15	.400	14-20	.700	9	10	19	10	23-0	2	8	4	84	6.0	18

TORONTO VS. ATLANTA

CAREER STATISTICS, through 2003-04 season

PLAYER	G-GS	MIN	FG-FGA	PCT	3FG-FGA	PCT	FT-FTA	PCT	OFF	DEF	TOT	AST	PF-DQ	STL	TO	BLK	PTS	AVG	HI
Carter	18-18	689	176-343	.513	27-56	.482	76-100	.760	36	71	107	84	48-0	23	29	22	455	25.3	43
Rose	36-23	1179	217-465	.467	31-87	.356	133-171	.778	24	117	141	139	91-1	34	72	20	598	16.6	37
Murray	23-16	696	129-277	.466	19-48	.396	61-80	.763	33	81	114	35	50-0	25	43	12	338	14.7	29
Strickland	38-24	1148	194-424	.458	11-43	.256	73-105	.695	29	96	125	290	59-0	45	83	8	472	12.4	37
Bosh	4-4	154	17-41	.415	1-1	1.000	13-22	.591	17	23	40	5	16-0	7	3	8	48	12.0	17
Marshall	21-13	578	100-222	.450	8-31	.258	34-48	.708	54	96	150	27	48-0	24	27	35	242	11.5	24
Peterson	15-10	422	59-148	.399	16-51	.314	17-24	.708	8	56	64	32	34-0	15	16	2	151	10.1	20
Williams	25-18	688	104-233	.446	11-37	.297	19-27	.704	9	54	63	106	50-0	40	35	6	238	9.5	28
Alston	13-0	201	32-75	.427	14-33	.424	5-7	.714	6	13	19	41	19-0	10	11	0	83	6.4	13
Palacio	12-2	160	24-46	.522	3-8	.375	3-4	.750	4	10	14	22	11-0	5	20	0	54	4.5	15
Woods	6-0	90	8-19	.421	0-0	---	11-14	.786	10	12	22	7	10-0	2	6	8	27	4.5	11
Blount	24-2	354	44-89	.494	1-2	.500	12-15	.800	38	54	92	23	46-0	14	24	12	101	4.2	12
Curry	33-12	554	42-103	.408	1-8	.125	20-27	.741	9	38	47	34	55-0	21	24	0	105	3.2	10
Glover	1-0	1	1-1	1.000	0-0	---	0-0	---	0	1	1	0	0-0	0	0	0	2	2.0	2
Moiso	5-0	32	4-9	.444	0-0	---	0-0	---	2	8	10	1	4-0	0	0	1	8	1.6	4
Archibald	2-0	6	1-2	.500	0-0	---	0-0	---	0	0	0	0	1-0	0	0	0	2	1.0	2
Mason	4-0	22	1-7	.143	1-4	.250	0-0	---	0	1	1	2	6-0	1	1	0	3	0.8	3

ATLANTA ALL-TIME RECORD VS. TORONTO


Season	Home	Road	Neutral	Total
95-96	2-0	2-0	0-0	4-0
96-97	2-0	2-0	0-0	4-0
97-98	2-0	2-0	0-0	4-0
98-99	1-1	1-0	0-0	2-1
99-00	1-1	1-1	0-0	2-2
00-01	1-1	1-1	0-0	2-2
01-02	0-2	0-2	0-0	0-4
02-03	1-1	0-2	0-0	1-3
03-04	1-1	0-2	0-0	1-3
TOTALS	11-7	9-8	0-0	20-15

UTAH JAZZ

301 West South Temple
Salt Lake City, UT 84101
(801) 325-2500



Jerry Sloan
Head Coach



Andrei Kirilenko

DIRECTORY

Owner	Larry H. Miller
President	Denny Haslam
Sr. Vice President of Basketball Operations	Kevin O'Connor
Head Coach	Jerry Sloan
Record with club (yrs.)	822-440 (16 yrs.)
Overall NBA coaching record (yrs.)	917-561 (19 yrs.)
Assistant Coaches	Phil Johnson, Gordon Chiesa, Tyrone Corbin
Player Development Assistant Coach	Mark McKown
Athletic Trainer	Gary Briggs
Assistant Athletic Trainer/Equipment Manager	Brian Zettler
Vice President of Communications	Caroline Shaw
Director of Media Relations	Kim Turner
Director of Public Relations	Cindy Edman
Home Court	Delta Center (19,911, opened in 1991)
Team Colors	Navy, Light Blue and Purple
Radio	KFNZ (1320 AM), Rod Hundley and Ron Boone
Television	KJZZ (UPN 14)/FOX Sports Rocky Mountain (cable), Rod Hundley and Ron Boone
All-Time Atlanta Series Record	Jazz leads, 39-35

2003-04 RESULTS

Utah, 2-0
(High Scorer, ATL/UT)
Jan. 10 at Utah (92-71, Jazz)
Two w/15/Stevenson 17
Mar. 20 at Atlanta (87-81, Jazz)
Sura 19/Two w/18

SERIES FACTS

Current Streak: Utah, three wins
Current Home Streak: Lost 1
Current Road Streak: Lost 10
Last Home Win: 10/31/02, 105-98
Last Road Win: 2/13/93, 121-112
Last Home Loss: 3/20/04, 87-81
Last Road Loss: 1/10/04, 92-71
Biggest Win: 34 (12/2/78), 128-94
Biggest Loss: 29 (11/13/76), 115-86

UTAH JAZZ, CONT.

SCHEDULE (All Times Eastern)

Saturday, November 20
Wednesday, March 2

Utah at Atlanta
Atlanta at Utah

7:00 PM, Philips Arena
9:00 PM, Delta Center

ATLANTA VS. UTAH

CAREER STATISTICS, through 2003-04 season

PLAYER	G-GS	MIN	FG-FGA	PCT	3FG-FGA	PCT	FT-FTA	PCT	OFF	DEF	TOT	AST	PF-DQ	STL	TO	BLK	PTS	AVG	HI
Walker	16-16	618	123-274	.449	31-83	.373	52-75	.693	28	87	115	59	53-0	24	46	9	329	20.6	36
Delk	17-3	392	68-158	.430	15-45	.333	52-65	.800	15	23	38	37	31-0	25	24	4	203	11.9	22
Harrington	9-3	214	29-65	.446	2-4	.500	16-20	.800	13	29	42	11	30-1	9	13	4	76	8.4	17
Drobnjak	11-6	230	37-82	.451	3-10	.300	15-23	.652	10	25	35	6	21-1	10	11	7	92	8.4	18
Crawford	7-3	119	13-28	.464	0-2	.000	16-21	.762	7	7	14	3	18-1	4	14	3	42	6.0	13
Diaw	2-2	68	5-10	.500	0-0	---	0-2	.000	3	10	13	2	4-0	4	5	2	10	5.0	10
Collier	5-1	56	6-12	.500	0-0	---	6-8	.750	2	8	10	2	8-0	1	3	2	18	3.6	11

UTAH VS. ATLANTA

CAREER STATISTICS, through 2003-04 season

PLAYER	G-GS	MIN	FG-FGA	PCT	3FG-FGA	PCT	FT-FTA	PCT	OFF	DEF	TOT	AST	PF-DQ	STL	TO	BLK	PTS	AVG	HI
Boozer	7-7	197	34-71	.479	0-0	---	20-21	.952	23	47	70	9	26-0	6	5	2	88	12.6	25
Harpring	13-8	346	63-134	.470	4-13	.308	26-31	.839	19	34	53	15	27-0	8	19	2	156	12.0	25
Kirilenko	6-4	162	23-62	.371	3-14	.214	17-18	.944	12	18	30	15	13-0	10	7	11	66	11.0	18
Collins	4-2	99	12-22	.545	0-0	---	15-23	.652	9	10	19	9	12-0	0	4	2	39	9.8	18
Lopez	2-0	42	8-11	.727	1-2	.500	2-2	1.000	0	6	6	7	7-0	1	3	1	19	9.5	10
Arroyo	5-2	74	12-27	.444	0-2	.000	10-11	.909	3	6	9	8	7-0	3	5	0	34	6.8	14
Giricek	3-3	80	9-28	.321	2-7	.286	0-0	---	2	9	11	4	2-0	2	8	0	20	6.7	7
Okur	6-2	92	13-36	.361	2-5	.400	10-14	.714	10	12	22	5	12-0	2	6	7	38	6.3	16
Bell	8-0	119	18-39	.462	1-6	.167	4-6	.667	2	12	14	10	15-0	2	7	0	41	5.1	18

ATLANTA ALL-TIME RECORD VS. UTAH

Season	Home	Road	Neutral	Total	Season	Home	Road	Neutral	Total
74-75	3-1	0-4	0-0	3-5	89-90	1-0	0-1	0-0	1-1
75-76	1-2	1-2	0-0	2-4	90-91	1-0	0-1	0-0	1-1
76-77	0-2	1-1	0-0	1-3	91-92	1-0	0-1	0-0	1-1
77-78	1-0	0-1	1-1	2-2	92-93	1-0	1-0	0-0	2-0
78-79	2-0	0-2	0-0	2-2	93-94	1-0	0-1	0-0	1-1
79-80	1-0	1-0	0-0	2-0	94-95	0-1	0-1	0-0	0-2
80-81	1-0	1-0	0-0	2-0	95-96	1-0	0-1	0-0	1-1
81-82	1-0	1-0	0-0	2-0	96-97	1-0	0-1	0-0	1-1
82-83	1-0	1-0	0-0	2-0	97-98	0-1	0-1	0-0	0-2
83-84	1-0	0-1	0-0	1-1	99-00	0-1	0-1	0-0	0-2
84-85	1-0	1-0	0-0	2-0	00-01	0-1	0-1	0-0	0-2
85-86	0-1	0-1	0-0	0-2	01-02	1-0	0-1	0-0	1-1
86-87	1-0	1-0	0-0	2-0	02-03	1-0	0-1	0-0	1-1
87-88	1-0	0-1	0-0	1-1	03-04	0-1	0-1	0-0	0-2
88-89	0-1	1-0	0-0	1-1	TOTALS	24-13	11-26	0-0	35-39


OPONENTS

WASHINGTON WIZARDS

601 F Street, NW
 Washington, DC 20004
 (202) 661-5000



Eddie Jordan
 Head Coach



Gilbert Arenas

DIRECTORY

Chairman	Abe Pollin
President.....	Susan O'Malley
President, Basketball Operations	Ernie Grunfeld
Head Coach.....	Eddie Jordan
Record with club (yrs.)	25-57 (1 yr.)
Overall NBA coaching record (yrs.).....	58-121 (3 yrs.)
Assistant Coaches	Mike O'Koren, Phil Hubbard, Tom Young
Head Athletic Trainer	Eric Waters
Asst. Athletic Trainer	Ernest Eugene
Strength & Conditioning Coach.....	Andrew Cleary
Sr. Vice President of Communications.....	Matt Williams
Director of Public Relations	Zach Bolno
Assistant Director of Public Relations	TBD
Communications	Josh Sekine
Home Court	MCI Center (20,173, opened in 1997)
Team Colors	Blue, Bronze and Black
Radio.....	WTEM (980 AM), Dave Johnson
Television	WBDC (WB 50), Comcast SportsNet (cable), Steve Buckhantz and Phil Chenier
All-Time Hawks Series Record	Atlanta leads, 123-120
All-Time Atlanta Series Record	Washington leads, 92-85

2003-04 RESULTS

Series tied, 2-2
 (High Scorer, ATL/WAS)
 Nov. 17 at Atlanta (106-97, Wizards)
 Terry 25/Hughes 26
 Dec. 30 at Washington (83-73, Hawks)
 Abdur-Rahim 25/Hughes 24
 Mar. 12 at Atlanta (138-124, Hawks)
 Jackson 42/Arenas 30
 Mar. 19 at Washington (94-84, Wizards)
 Jackson 17/Brown 27

SERIES FACTS

Current Streak: Washington, one win
 Current Home Streak: Won 1
 Current Road Streak: Lost 1
 Last Home Win: 3/12/04, 138-124
 Last Road Win: 12/30/03, 83-73
 Last Home Loss: 11/17/03, 106-97
 Last Road Loss: 3/19/04, 94-84
 Biggest Win: 29 (12/18/71), 123-94
 (11/29/96), 110-81
 Biggest Loss: 29 (2/7/73), 137-108

WASHINGTON WIZARDS, CONT.

SCHEDULE (All Times Eastern)

Friday, December 3	Washington at Atlanta	7:30 PM, Philips Arena
Sunday, January 2	Atlanta at Washington	12:00 PM, MCI Center
Wednesday, March 16	Washington at Atlanta	7:30 PM, Philips Arena
Wednesday, March 30	Atlanta at Washington	7:00 PM, MCI Center

ATLANTA VS. WASHINGTON

CAREER STATISTICS, through 2003-04 season

PLAYER	G-GS	MIN	FG-FGA	PCT	3FG-FGA	PCT	FT-FTA	PCT	OFF	DEF	TOT	AST	PF-DQ	STL	TO	BLK	PTS	AVG	HI
Walker	30-30	1158	234-538	.435	44-132	.333	90-133	.677	77	202	279	128	86-1	38	91	20	602	20.1	49
Collier	3-1	63	13-23	.565	0-0	---	8-9	.889	6	5	11	1	11-1	2	2	1	34	11.3	22
Harrington	16-4	445	68-144	.472	3-5	.600	18-26	.692	21	58	79	31	49-0	13	36	5	157	9.8	33
Delk	20-8	442	63-169	.373	17-49	.347	22-31	.710	12	31	43	36	42-1	25	22	1	165	8.3	19
Crawford	10-4	158	20-41	.488	5-7	.714	7-8	.875	7	12	19	3	20-1	8	7	2	52	5.2	20
Diaw	4-0	86	6-16	.375	0-0	---	5-7	.714	2	11	13	5	11-0	3	8	3	17	4.3	10
Drobnjak	4-2	58	7-24	.292	0-0	---	2-2	1.000	5	7	12	1	5-0	1	2	0	16	4.0	12

WASHINGTON VS. ATLANTA

CAREER STATISTICS, through 2003-04 season

PLAYER	G-GS	MIN	FG-FGA	PCT	3FG-FGA	PCT	FT-FTA	PCT	OFF	DEF	TOT	AST	PF-DQ	STL	TO	BLK	PTS	AVG	HI
Arenas	8-7	274	50-116	.431	14-37	.378	45-54	.833	9	29	38	45	22-0	10	29	3	159	19.9	37
Jamison	9-7	325	58-136	.426	7-25	.280	33-46	.717	19	51	70	15	21-0	13	18	4	156	17.3	37
Hughes	14-7	371	67-161	.416	6-23	.261	46-59	.780	10	58	68	29	27-0	20	36	1	186	13.3	26
Peeler	19-6	501	88-187	.471	27-66	.409	22-26	.846	14	38	52	40	32-0	18	23	4	225	11.8	25
Dixon	5-1	85	15-34	.441	5-14	.357	10-13	.769	2	9	11	10	11-0	0	5	0	45	9.0	21
Thomas	7-1	159	21-36	.583	0-0	---	19-32	.594	14	27	41	5	20-0	2	10	13	61	8.7	15
Walker	13-6	291	39-101	.386	0-0	---	20-26	.769	28	64	92	10	41-0	6	14	15	98	7.5	17
Brown	8-3	187	24-53	.453	0-0	---	11-25	.440	12	34	46	5	18-0	5	8	8	59	7.4	27
Hayes	3-2	85	9-28	.321	2-6	.333	2-2	1.000	4	9	13	3	5-0	2	6	0	22	7.3	14
Whitney	27-8	489	61-151	.404	32-82	.390	42-45	.933	8	36	44	66	33-1	16	36	1	196	7.3	19
Haywood	10-6	245	24-44	.545	0-0	---	21-34	.618	27	27	54	2	19-0	9	10	23	69	6.9	12
Jeffries	4-2	103	9-18	.500	0-1	.000	5-8	.625	11	17	28	5	17-1	4	3	1	23	5.8	10
Butler	17-4	278	36-81	.444	4-14	.286	15-16	.938	14	21	35	22	26-0	13	14	2	91	5.4	21
Blake	3-0	65	6-20	.300	2-9	.222	2-2	1.000	0	5	5	10	3-0	4	4	0	16	5.3	9
Ruffin	9-2	110	4-12	.333	0-0	---	5-8	.625	12	18	30	4	15-0	3	4	5	13	1.4	7

ATLANTA ALL-TIME RECORD VS. WASHINGTON

Season	Home	Road	Neutral	Total	Season	Home	Road	Neutral	Total
61-68*	22-4	10-19	6-5	38-28	86-87	3-0	2-0	0-0	5-0
68-69	1-2	1-2	0-0	2-4	87-88	2-1	1-2	0-0	3-3
69-70	1-2	1-2	0-0	2-4	88-89	2-0	1-1	0-0	3-1
70-71	1-2	2-1	0-0	3-3	89-90	0-2	2-0	0-0	2-2
71-72	2-1	0-3	0-0	2-4	90-91	2-0	0-0	0-0	2-0
72-73	3-1	0-3	0-0	3-4	91-92	1-1	1-1	0-0	2-2
73-74	3-1	1-3	0-0	4-4	92-93	1-1	1-1	0-0	2-2
74-75	3-1	0-4	0-0	3-5	93-94	2-0	2-0	0-0	4-0
75-76	1-2	0-3	0-0	1-5	94-95	2-0	2-0	0-0	4-0
76-77	1-1	0-2	0-0	1-3	95-96	1-1	0-2	0-0	1-3
77-78	0-1	0-2	1-0	1-3	96-97	2-0	0-1	0-0	2-1
78-79	1-1	1-1	0-0	2-2	97-98	2-0	2-0	0-0	4-0
79-80	3-0	0-3	0-0	3-3	98-99	1-1	1-0	0-0	2-1
80-81	1-2	0-2	0-0	1-4	99-00	1-1	0-2	0-0	1-3
81-82	2-1	0-3	0-0	2-4	00-01	1-1	1-1	0-0	2-2
82-83	3-0	1-2	0-0	4-2	01-02	0-1	0-2	0-0	0-3
83-84	2-1	2-1	0-0	4-2	02-03	1-1	1-1	0-0	2-2
84-85	3-0	0-3	0-0	3-3	03-04	1-1	1-1	0-0	2-2
85-86	1-1	0-3	0-0	1-4	TOTALS	79-36	37-79	7-5	123-120
					ATL TOTALS	57-32	27-60	1-0	85-92

*1961-68 signifies St. Louis Hawks years.

ATLANTA HAWKS ALL - TIME RECORD

Team	Hawks Record	Atlanta Record
	W-L	W-L
Boston Celtics	118-204	67-101
Chicago Bulls	91-97	79-92
Cleveland Cavaliers	98-76	98-76
Dallas Mavericks	27-20	27-20
Denver Nuggets	35-25	35-25
Detroit Pistons (1)	153-143	73-101
Golden State Warriors (2)	133-128	49-51
Houston Rockets (3)	63-62	56-61
Indiana Pacers	73-64	73-64
L.A. Clippers (4)	62-30	62-30
L.A. Lakers (5)	129-171	38-62
Memphis Grizzlies (6)	12-5	12-5
Miami Heat	30-29	30-29
Milwaukee Bucks	82-85	82-85
Minnesota Timberwolves	15-13	15-13
New Jersey Nets	75-49	75-49
New Orleans Hornets (7)	36-29	36-29
New York Knickerbockers	171-149	85-82
Orlando Magic	27-30	27-30
Philadelphia 76ers (8)	146-140	89-80
Phoenix Suns	44-54	44-54
Portland Trailblazers	43-41	43-41
Sacramento Kings (9)	141-146	51-47
San Antonio Spurs	34-30	34-30
Seattle Sonics	58-47	50-47
Toronto Raptors	20-15	20-15
Utah Jazz (10)	35-39	35-39
Washington Wizards (11)	123-120	85-92

1 -Ft. Wayne/Detroit Pistons

2 -Philadelphia/San Francisco/Golden State Warriors

3 -San Diego/Houston Rockets

4 -Buffalo Braves/San Diego/Los Angeles Clippers

5 -Minneapolis/Los Angeles Lakers

6 -Vancouver/Memphis Grizzlies

7 - Charlotte/New Orleans Hornets

8 -Syracuse Nationals/Philadelphia 76ers

9 -Rochester/Cincinnati Royals/Kansas City-Omaha/Kansas City/Sacramento Kings

10 -New Orleans/Utah Jazz

11 -Chicago Packers/Zephyrs/Baltimore/Capital/Washington Bullets/Wizards