



RECORDS



## Most Points

Game (4 OT)	156	at POR	03/16/84
Game	155	vs. PHO	12/04/90
Half	86	vs. PHO (2nd)	12/04/90
Qtr.	47	vs. PHO (2nd)	01/03/75
OT	20	at ORL	04/17/06

## Most Field Goals Made

Game	67	vs. PHO	12/04/90
Half	35	vs. PHO (2nd)	12/04/90
Qtr.	21	vs. DET (4th)	02/08/68
OT	7*	vs. KC	01/25/80

## Most Field Goals Attempted

Game	131	vs. BAL	03/10/67
Half	71	at DET (2nd)	03/23/69
Qtr.	38*	at DET (3rd)	03/23/69
OT	13	at TOR	11/04/02

## Highest Field Goal %

Game	.705(43-61)	at GS	12/02/81
	.699(58-83)	vs. DET	01/22/80
	.684 (52-76)	at CHA	02/22/89
	.671 (47-70)	vs. DEN	01/14/85
	.670 (63-94)	at MIL	04/14/08
Half	.785(33-42)	vs. GS (2nd)	02/23/85
Qtr.	.895 (17-19)*	at LAC (3rd)	11/26/91
OT	.875 (7-8)	at KC	01/25/80

## Most Free Throws Made

Game	56	vs. PHO	01/08/70
Half	36	vs. PHO (2nd)	01/08/70
Qtr.	22	vs. DEN (4th)	12/29/78
OT	14	at ORL	04/17/06

## Most Free Throws Attempted

Game	71	vs. PHO	01/08/70
Half	48	vs. PHO (2nd)	01/08/70
Qtr.	27	vs. PHO (4th)	01/08/70
OT	16	at ORL	04/17/06

## Highest Free Throw %

1,000 (25-25)	at HOU	02/09/77
1,000 (22-22)	vs. GS	01/27/81
1,000 (15-15)	at POR	11/16/05
1,000 (14-14)	at DET	02/27/02
1,000 (13-13)	vs. GS	12/16/75
1,000 (13-13)	vs. NY	04/19/05
1,000 (12-12)	at CLE	02/22/07
1,000 (8-8)	at BUF	03/08/73

## Most 3-PT Field Goals Made

Game	15	vs. MIA	12/30/94
Half	10	vs. MIA (2nd)	12/30/94
Qtr.	7	vs. MIA (4th)	12/30/94
OT	2*	at GS	02/22/07

## Most 3-PT Field Goals Attempted

Game (2 OT)	34	vs. NJ	11/05/04
Game	27*	vs. MIL	03/26/04
Half	18	at HOU (1st)	01/30/96
Qtr.	12*	vs. DET (4th)	01/12/82
OT	5	vs. SEA	04/01/03

## Highest 3-PT Field Goal %

Pct.	1.000 (3-3)	vs. NJ	03/04/83
------	-------------	--------	----------

## Most Rebounds

Game	82	vs. LAL	02/12/71
Half	49	at LAL (2nd)	03/02/73
Qtr.	27*	vs. PHO (4th)	01/08/70
OT	9*	vs. GS	02/28/04

## Most Offensive Rebounds

Game	33*	vs. LAC	12/23/97
Half	21	vs. LAC (2nd)	12/23/97
Qtr.	13*	vs. LAC (3rd)	12/23/97
OT	3*	vs. NJ (1st)	11/05/04

## Most Defensive Rebounds

Game	47*	vs. NJ	12/08/77
Half	28	at ATL (1st)	02/27/75
Qtr.	18*	vs. NJ (2nd)	12/31/00
OT	8*	vs. GS	02/28/04

## Most Assists

Game	52	vs. ATL	03/20/71
Half	29	vs. ATL (2nd)	03/20/71
Qtr.	16	vs. ATL (4th)	03/20/71
OT	5*	at MIL (1st OT)	03/03/01

## Most Personal Fouls

Game (OT)	44	vs. DET	11/21/87
Game	41	at LAL	11/19/99
Half	24*	at NY (2nd)	11/30/05
Qtr.	16	at PHI (4th)	02/25/83
	16	at SA (4th)	03/14/02
OT	7*	at DET	04/09/03

## Most Disqualifications

Game (4 OT)	5	at POR	03/16/84
-------------	---	--------	----------

## Most Steals

Game	21	at KC	10/10/73
Half	12*	vs. MIL (2nd)	12/19/80
Qtr.	8*	vs. DAL (4th)	11/08/02
OT	3	vs. CLE	03/31/05

## Most Turnovers

Game (OT)	38	vs. PHO	10/27/78
Game	34	several	
Half	23	vs. NJ (1st)	03/13/79
Qtr.	16	vs. NJ (1st)	03/13/79
OT	6	vs. PHI	12/12/81

## Most Blocked Shots

Game	15*	vs. NY	12/14/07
Half	15	vs. ATL (2nd)	12/20/77
Qtr.	7	vs. UT (4th)	01/07/05
OT	3	at MIL	03/04/07

## Most Technicals

Game	6	at BOS	02/07/72
------	---	--------	----------

## Most Consecutive Points

Game	26 (2-28)	vs. CLE	12/15/90
Start of Game	20 (20-0)	at CHA	04/05/96
Start of Game	19 (19-0)	vs. NJ	12/08/77
OT	15 (124-139)	vs. DET	02/12/85

## Most Consecutive Free Throws

2 Games	38	at DET (32)	03/03/68
		vs. DET (6)	03/05/68
1 Game	33	vs. SA	12/10/77
		2nd Qtr. (7-7); 3rd Qtr. (8-8); 4th Qtr. (18-18)	

## Most Consecutive Wins

Year	18	12/29/95 vs. IND - 02/02/96 at LAL
Home	37	11/03/95 vs. CHA - 04/04/96 vs. MIA
Road	9	01/04/96 at CHA - 02/02/96 at LAL

## Most Consecutive Losses

Year	16	01/08/01 vs. DAL - 02/06/01 at PHO
------	----	------------------------------------

## Most OT Games Won

Season	7	1969-70
--------	---	---------

## Most Consecutive 3-PT Field Goals

Game	7	vs. PHI (3rd & 4th qtrs.)	04/15/03
		5:23 Crawford, 3:54 Williams, 3:26 Crawford, 1:32 Williams, 2:10 Crawford, 6:33 Crawford, 5:06 Rose	

## Most Personal Fouls Both Teams

Game (4 OT)	87	CHI (43) at POR (44)	03/16/84
-------------	----	----------------------	----------

## Biggest Win

130-74 (56 points)	vs. POR	02/20/76
--------------------	---------	----------

\* most recently



# REGULAR SEASON RECORDS (LEAST)

## Least Points Scored

Game	49	vs. MIA	04/10/99
Half	23*	vs. MIA (1st)	04/10/99
Otr.	6	vs. MIA (2nd)	11/06/93
	6	at NJ (3rd)	11/27/01
OT	2	vs. PHI	02/12/03

## Least Field Goals Made

Game	18	vs. MIA	04/10/99
Half	7	vs. MIL (1st)	12/13/86
	7	vs. WAS (1st)	01/19/02
Otr.	0	vs. KC (at PHI) (2nd)	12/28/77
OT	0*	vs. NJ (1st)	11/05/04

## Least Field Goals Attempted

Game	58*	at MIA	03/30/00
Half	27*	at MIA (2nd)	02/18/02
Otr.	10*	vs. NJ (4th)	11/07/81
OT	4	vs. SEA (1st)	12/21/76

## Lowest Field Goal %

Game	234 (18-77)	vs. MIA	04/10/99
Half	167 (7-42)	vs. WAS (1st)	01/19/02
Otr.	.000 (0-15)	at KC (2nd)	01/10/80
OT	.000 (0-6)	at PHI	12/26/77
	.000 (0-7)	vs. NJ (1st)	11/05/04

## Least Free Throws Made

Game	2	vs. SEA	03/13/73
Half	0*	vs. WAS (1st)	01/19/94
Otr.	0	several	
OT	0	several	

## Least Free Throws Attempted

Game	5	vs. SEA	03/13/73
Half	0*	vs. PHO (1st)	01/22/88
Otr.	0	several	
OT	0	several	

## Lowest Free Throw %

Game	368 (7-19)	at CLE	03/05/06
	375 (6-16)	at CHA	12/28/05
	400 (6-15)	at PHI	03/14/07
	429 (3-7)	vs. SEA	03/16/01
	438 (14-32)	at IND	12/26/92
	455 (10-22)	vs. BAL (at NY)	12/13/66

## Least Rebounds

Game	25	at UT	02/09/00
	25	at MIA	02/18/02
Half	9*	at PHO (1st)	01/29/02
Otr.	1	vs. PHI (3rd)	02/10/83
OT	1*	at MIL (1st OT)	03/03/01

## Least Offensive Rebounds

Game	2	at MIA	02/18/02
Half	0*	at MIN (2nd)	04/13/03
Otr.	0	several	
OT	0	several	

## Least Defensive Rebounds

Game	16*	at ORL	11/01/06
Half	4	vs. NY (2nd)	11/03/99
Otr.	0	vs. NY (3rd)	11/03/99
	0	at PHO (1st)	01/29/02
OT	0	several	

## Least Assists

Game	8	several	
Half	2	twice	
Otr.	0	several	
OT	0*	vs. PHO	12/31/05

## Least Personal Fouls

Game	9	vs. NY	01/21/97
Half	3*	vs. BOS (1st)	12/08/01
Otr.	0*	vs. LAL (2nd)	12/17/91
OT	0	vs. SEA (2nd)	12/21/76

## Least Steals

Game	0	at BOS	03/24/76
Half	0	several	
Otr.	0	several	
OT	0	several	

## Least Turnovers

Game (OT)	6*	at LAC	02/04/93
Game	5	vs. WAS	02/23/07
Half	0	vs. ATL (1st)	04/06/87
	0	at DEN (1st)	11/13/01
Otr.	0	several	
OT	0	several	

## Least Blocked Shots

Game	0	several	
Half	0	several	
Otr.	0	several	
OT	0	several	

## Fewest Field Goal Attempts Both Teams

Game	132	CHI (65) vs. NY (67)	12/27/83
------	-----	----------------------	----------

## Most Consecutive Losses

Year	13	10/29/76 - 12/04/76
Home	9	03/06/02-04/05/02
Road	25	12/21/00 - 04/10/01

## Biggest Loss

74-127 (53 points)	at MIN	11/08/01
--------------------	--------	----------

\* most recently

# INDIVIDUAL REGULAR-SEASON RECORDS



## Most Points

Game (OT)	69	Michael Jordan	at CLE	03/28/90
Game	61	Michael Jordan	vs. ATL	04/16/87
Half	39	Michael Jordan	vs. MIL (2nd)	02/16/88
Qtr.	30	Michael Jordan	at DEN (4th)	11/26/89
OT	11	Chet Walker	vs. DET	02/14/71

## Most Minutes

Game (2 OT)	58	Ron Mercer	at CHA	01/09/01
	57	David Greenwood	at POR	03/16/84
	56*	Jalen Rose	at HOU	03/16/02
	55	several		

## Most Field Goals Made

Game (OT)	27	Michael Jordan	vs. ORL	01/16/93
Game	22*	Michael Jordan	vs. WAS	12/23/92
Half	15	Michael Jordan	vs. ORL (1st)	01/16/93
Qtr.	11*	Michael Jordan	vs. ORL (1st)	01/16/93
OT	4*	<b>BEN GORDON</b>	<b>VS. ORL</b>	<b>12/31/07</b>

## Most Field Goals Attempted

Game (OT)	49	Michael Jordan	vs. ORL	01/16/93
Game	43*	Michael Jordan	vs. ORL	12/23/92
Half	24*	Michael Jordan	vs. ORL (2nd)	01/16/93
Qtr.	16*	Bob Love	at BOS (3rd)	12/29/72
OT	8	Michael Jordan	vs. SEA	02/23/88

## Highest Field Goal %

Game	.941 (16-17)	Scottie Pippen	vs. CHA	02/23/91
------	--------------	----------------	---------	----------

## Most Free Throws Made

Game	26	Michael Jordan	vs. NJ	02/26/87
Half	20	Michael Jordan	at MIA (2nd)	12/30/92
Qtr.	14*	Michael Jordan	at MIA (4th)	12/30/92
OT	8	<b>KIRK HINRICH</b>	<b>AT ORL</b>	<b>04/17/06</b>

## Most Free Throws Attempted

Game	27	Michael Jordan	vs. NJ	02/26/87
Half	23	Michael Jordan	at MIA (2nd)	12/30/92
Qtr.	16	Michael Jordan	at MIA (4th)	12/30/92
OT	10	<b>KIRK HINRICH</b>	<b>AT ORL</b>	<b>04/17/06</b>

## Most 3-PT Field Goals Made

<b>GAME</b>	<b>9*</b>	<b>BEN GORDON</b>	<b>VS. WAS</b>	<b>04/14/06</b>
	8	Chris Duhon	at ATL	04/16/05
<b>HALF</b>	<b>6*</b>	<b>BEN GORDON</b>	<b>VS. WAS (2ND)</b>	<b>04/14/06</b>
Qtr.	5	Craig Hodges	vs. IND (2nd)	03/13/89
	5	Chris Duhon	at ATL (3rd)	04/16/05
OT	2*	<b>BEN GORDON</b>	<b>VS. ORL</b>	<b>12/31/07</b>

## Most 3-PT Field Goals Attempted

<b>GAME</b>	<b>13 (2 OT)</b>	<b>KIRK HINRICH</b>	<b>VS. NJ</b>	<b>11/05/04</b>
	13	<b>BEN GORDON</b>	<b>VS. PHO</b>	<b>02/04/06</b>
<b>HALF</b>	<b>9*</b>	<b>BEN GORDON</b>	<b>AT MIL (2ND)</b>	<b>04/14/08</b>
Qtr.	8	Reggie Theus	vs. DET (4th)	01/12/82
OT	4	<b>BEN GORDON</b>	<b>AT GS</b>	<b>02/09/07</b>

## Most Rebounds

Game	37	Tom Boerwinkle	vs. PHO	01/08/70
Half	21*	Charles Oakley	vs. CLE (2nd)	04/22/88
Qtr.	14*	Dennis Rodman	vs. ORL (1st)	01/03/97
OT	5	Chet Walker	vs. LAL	12/12/72

## Most Offensive Rebounds

Game (OT)	18	Charles Oakley	vs. MIL	03/15/86
Half	10*	Dennis Rodman	vs. LAC (2nd)	12/23/97
Qtr.	7	Elton Brand	at PHI (4th)	01/17/01
OT	3*	Dennis Rodman	vs. DET	03/31/98

## Most Defensive Rebounds

Game	25	Artis Gilmore	vs. SA	12/22/78
Half	14*	Artis Gilmore	vs. SA (1st)	12/22/78
Qtr.	11	T. Boerwinkle	at MIL (1st)	04/11/76
OT	5	Chet Walker	vs. LAL	12/12/72

## Most Assists

Game	24	Guy Rodgers	vs. NY (Int. Amph.)	12/21/66
Half	13*	Guy Rodgers	vs. NY (1st)	12/21/66
Otr.	9*	Ennis Whitley	vs. NY (2nd)	01/14/84
OT	3	several		

## Most Personal Fouls

Game	6	several		
Half	6*	Jalen Rose	at MIA (2nd)	02/22/03
Otr.	6	Michael Jordan	vs. DET (4th)	01/31/89
OT	3	several		

## Most Steals

Game	10	Michael Jordan	vs. NJ	01/29/88
Half	8	Michael Jordan	at BOS (1st)	11/09/88
Otr.	6	Michael Jordan	vs. NJ (3rd)	01/29/88
OT	2	several		

## Most Turnovers

Game	12*	Scottie Pippen	at NJ	02/25/90
Half	7	several		
Otr.	5*	Wilbur Holland	vs. NJ (1st)	03/13/79
OT	3	Jamal Crawford	at DET	04/09/03

## Most Blocked Shots

Game (OT)	12	Nate Thurmond	vs. ATL	10/18/74
Game	11	Artis Gilmore	vs. ATL	12/20/77
Half	9	Artis Gilmore	vs. ATL (2nd)	12/20/77
Otr.	6*	Artis Gilmore	vs. DET (3rd)	02/07/81
OT	3	Ben Wallace	at MIL	03/04/07

## Most Technicals

Game	3	Dick Motta	vs. BOS (at NY)	10/29/68
	3	Dick Motta	vs. SEA	02/02/71

## Most Consecutive Points

Game	23	Michael Jordan	vs. ATL	04/16/87
	18	Michael Jordan	vs. NY (4th)	11/21/86
OT	9	Chet Walker	vs. LAL	01/10/70

## Most Consecutive Field Goals Made

Game	14	Elton Brand	vs. WAS	04/13/00
	11	Clem Haskins	at DET	02/15/70
	10	Artis Gilmore	at DET	11/10/78

## Most Consecutive Free Throws Made

49	Ricky Sobers	at HOU (last 2)	01/14/81
		vs. POR (2-2)	01/16/81
		vs. CLE (2-2)	01/17/81
		vs. IND (0-0)	01/20/81
		at DET (2-2)	01/22/81
		vs. DAL (6-6)	01/23/81
		at ATL (4-4)	01/24/81
		vs. GS (2-2)	01/27/81
		vs. BOS (4-4)	01/29/81
		at CLE (5-5)	02/04/81
		vs. NY (4-4)	02/06/81
		vs. DET (2-2)	02/07/81
		at MIL (1-1)	02/08/81
		vs. KC (12-12)	02/10/81
		at NJ (missed 2nd)	02/11/81

## Most Consecutive 3-PT Field Goals Made

<b>SEASON</b>	<b>10</b>	<b>BEN GORDON</b>	<b>04/14/06 - 04/16/06</b>	
	10	<b>BEN GORDON</b>	<b>01/10/07 - 01/11/07</b>	
	9	Craig Hodges	02/03/90 - 02/08/90	
<b>GAME</b>	<b>9-9</b>	<b>BEN GORDON</b>	<b>VS. WAS</b>	<b>04/14/06</b>
	6 6	Trent Tucker	vs. ATL	02/27/93

## Longest Shot

84 Feet	Norm Van Lier	at SA	01/19/77
---------	---------------	-------	----------

\* most recently



# OPPONENT TEAM AGAINST BULLS (MOST)

## Most Points

Game	158	at DET	03/23/69
Half	91	at LAL (2nd)	11/23/66
Otr.	50	vs. DET (4th)	01/22/80
OT	22	vs. DET (1st)	11/21/87

## Most Field Goals Made

Game	67	at DET	03/23/69
Half	36	vs. LAL (2nd)	01/29/67 (Int. Amph.)
Otr.	22*	at DET (4th)	03/23/69
OT	7*	at MIL (1st)	03/03/01

## Most Field Goals Attempted

Game	124*	vs. PHO	01/08/70
Half	76	vs. PHO (2nd)	01/08/70
Otr.	43	vs. PHO (4th)	01/08/70
OT	16	vs. MIL	04/05/03

## Highest Field Goal %

Game	.671 (57-85)	at POR	11/24/84
Half	.732 (30-41)	at MIN (1st)	11/08/01
Otr.	.875 (14-16)	at DET (1st)	02/09/82
OT	.857 (6-7)*	vs. PHO	10/27/78

## Most Free Throws Made

Game	48	at DET	11/07/66
Half	30	vs. BAL (1st)	12/21/67
Otr.	21	at LAL (3rd)	11/25/66
OT	11*	at TOR	11/04/02

## Most Free Throws Attempted

Game	64	vs. LAL	11/19/99
Half	39	vs. BAL (1st)	12/21/67
Otr.	27*	at LAL (3rd)	11/26/66
OT	13	vs. PHI	12/12/81

## Highest Free Throw %

Game	1.000* (24-24)	at DAL	11/14/06
------	----------------	--------	----------

## Most 3-PT Field Goals Made

Game	15*	at SEA	02/02/04
Half	12	at SAC (1st)	11/23/03
Otr.	7*	vs. DEN (4th)	02/22/08
OT	3	vs. MIA	02/22/05

## Most 3-PT Field Goals Attempted

Game	39	at PHO	02/04/06
Half	20*	vs. DEN (2nd)	02/22/08
Otr.	15*	vs. DEN (4th)	02/22/08
OT	6*	vs. MIA	02/22/05

## Highest 3-PT Field Goal %

1.000	(4-4)*	vs. CLE	11/15/95
-------	--------	---------	----------

## Most Rebounds

Game	79*	at SF	02/24/69
Half	42	vs. BAL (2nd)	01/21/69
Otr.	26	vs. DET (1st)	01/24/67
OT	10	vs. MIL	03/16/73

\* most recently

## Most Offensive Rebounds

Game (OT)	32	at DAL	11/21/96
Half	17	vs. IND (1st)	03/01/77
Otr.	11	at PHI (2nd)	10/14/70
OT	7	vs. MIL	04/05/03

## Most Defensive Rebounds

Game	50*	at WAS	04/13/05
Half	27	at WAS	04/13/05
Otr.	16*	vs. MIA (1st)	04/10/99
OT	8	vs. MIL	03/16/73

## Most Assists

Game	47*	at ATL	04/08/83
Half	27*	vs. SA (1st)	02/17/84
Otr.	16*	at DET (1st)	04/01/99
OT	6*	at PHO	03/09/80

## Most Personal Fouls

Game (4 OT)	44	at POR	03/16/84
Game	44	vs. PHO	01/08/70
Half	29	vs. PHO (2nd)	01/08/70
Otr.	20	at KC (2nd)	12/01/82
OT	9*	at ORL	04/17/06

## Most Disqualifications

Game (OT)	4	vs. SEA	10/18/69
Game	4*	vs. SEA	10/28/75

## Most Steals

Game (OT)	22	vs. PHO	10/27/78
Game	21	vs. BOS	03/26/83
Half	14	vs. NJ (1st)	03/13/79
Otr.	9	several	
OT	5	at DET	04/09/03

## Most Turnovers

Game	40	at ATL	10/23/68
Half	21	at LAL (1st)	11/20/77
Otr.	13	vs. IND (3rd)	12/19/83
OT	5	at PHO	12/23/71

## Most Blocked Shots

Game	20	at DET	11/03/82
	20	at SA	11/26/99
Half	14	at DET (1st)	11/03/82
Otr.	11	at LAL	03/12/82
OT	4	at TOR	11/04/02

## Most Technicals

Team	5	vs. BAL	01/13/68
	5	vs. IND	03/26/05
	5	vs. DET	02/24/06

## Most Consecutive Points

Game	23	at IND	02/12/78
Score was Bulls 22, Indiana 19 (3.35 left in the 1st Otr.)			
Bulls 22, Indiana 29 (end of 1st Otr.)			
Bulls 24, Indiana 42 (Bulls scored)			
OT	10	vs. WAS (96-105)	01/02/76

## Most Consecutive Points at Start of Game

Game	15 (15-0)	vs. MIA	04/10/99
Game	14 (14-0)	vs. PHI	01/25/83
Game	14 (14-0)	at ATL	12/10/86



## Least Points

Game	62	vs. MIL	12/05/97
Half	22	vs. NY (1st)	03/12/99
Qtr.	5*	vs. NY (2nd)	03/12/99
OT	2*	vs. CLE	03/31/05

## Least Field Goals Made

Game	19	vs. NY	03/12/99
Half	7	vs. NY (1st)	03/12/99
Qtr.	0	at ATL (3rd)	02/20/07
OT	0*	vs. CLE	03/31/05

## Least Field Goals Attempted

Game	59*	at ORL	11/01/06
Half	22	at ORL (2nd)	11/01/06
Qtr.	9	vs. POR (4th)	01/23/01
OT	5	several	

## Lowest Field Goal %

Game	.273 (27-99)	vs. GS	02/28/04
Half	.213 (10-47)	at GS (1st)	01/01/74
Qtr.	.000 (0-16)	at ATL (3rd)	02/20/07
OT	.000 (0-8)	at KC	12/01/72
	.000 (0-6)	vs. CLE	03/31/05

## Least Free Throws Made

Game	2	at NY	01/25/77
Half	0	several	
Qtr.	0	several	
OT	0	several	

## Least Free Throws Attempted

Game	4	at GS	03/06/77
Half	0	several	
Qtr.	0	several	
OT	0	several	

## Lowest Free Throw %

Game	.333 (2-6)	at NY	01/25/77
------	------------	-------	----------

## Least Rebounds

Game	21	vs. IND	12/11/06
Half	8*	vs. IND (1st)	12/11/06
Qtr.	2*	vs. WAS (4th)	11/21/81
OT	0	vs. CLE	03/31/05

## Least Offensive Rebounds

Game	2*	at LAL	02/02/88
Half	0*	vs. POR (1st)	03/22/02
Qtr.	0	several	
OT	0	several	

## Least Defensive Rebounds

Game	13	vs. PHI	03/20/81
Half	4	vs. WAS (2nd)	01/04/01
Qtr.	1*	vs. WAS (4th)	01/04/01
OT	0	several	

## Least Assists

Game	3	vs. CIN (Evansville)	12/06/67
Half	0	vs. CIN (Evansville - 1st)	12/06/67
Qtr.	0	several	
OT	0	several	

## Least Personal Fouls

Game	9	vs. DAL	12/12/89
Half	2	vs. IND (1st)	02/10/04
Qtr.	0	vs. IND (1st)	02/10/04
OT	0	several	

## Least Steals

Game	1*	at DAL	11/14/06
Half	0	several	
Qtr.	0	several	
OT	0	several	

## Least Turnovers

Game	5	at DET	04/13/02
Half	0	several	
Qtr.	0	several	
OT	0	several	

## Least Blocked Shots

Game	0	several	
Half	0	several	
Qtr.	0	several	
OT	0	several	

\* most recently



# OPPONENT PLAYER AGAINST BULLS (MOST)

## Most Points

Game	68	Wilt Chamberlain	vs. PHI	12/16/67
Half	39	Wilt Chamberlain	vs. PHI (2nd)	12/16/67
Otr.	24*	LeBron James	vs. CLE (1st)	04/11/08
OT	9	Lou Hudson	vs. ATL	11/06/69

## Most Field Goals Made

Game	30	Wilt Chamberlain	vs. PHI	12/16/67
Half	17	Wilt Chamberlain	vs. PHI (2nd)	12/16/67
Otr.	10*	LeBron James	vs. CLE (1st)	04/11/08
OT	4	Shawn Marion	vs. PHO	12/31/05

## Most Field Goals Attempted

Game (OT)	50	Rick Barry	vs. SF	02/06/67
Half	27	Rick Barry	vs. SF (1st)	02/06/67
Otr.	16	J.R. Smith	vs. DEN (4th)	02/22/08
OT	7	Paul Westphal	vs. PHO	02/17/76

## Most Free Throws Made

Game	23	Dominique Wilkins	at ATL	12/08/92
Half	13*	Nate Archibald	at KC (2nd)	03/23/75
	13	Shaquille O'Neal	at LAL (2nd)	11/19/99
Otr.	11*	Julius Erving	at PHI (1st)	03/26/79
OT	5*	Clifford Robinson	at DET	04/09/03

## Most Free Throws Attempted

Game	31	Shaquille O'Neal	at LAL	11/19/99
Half	17	Shaquille O'Neal	at LAL (2nd)	11/19/99
Otr.	16	Pete Maravich	vs. ATL (2nd)	01/02/73
OT	6*	Clifford Robinson	at DET	04/09/03

## Most 3-PT Field Goals Made

Game	9	Rex Chapman	at MIA	02/23/96
Half	8	J.R. Smith	vs. DEN (2nd)	02/22/08
Otr.	7	J.R. Smith	vs. DEN (4th)	02/22/08
OT	1	several		

## Most 3-PT Field Goals Attempted

Game	15*	Mookie Blaylock	at ATL	02/22/96
Half	13	J.R. Smith	vs. DEN (2nd)	02/22/08
Otr.	12	J.R. Smith	vs. DEN (4th)	02/22/08
OT	4	Isiah Thomas	vs. DET (2nd)	01/04/83

## Most Rebounds

Game (OT)	34	Jerry Lucas	vs. CIN (at CLE)	02/12/68
Game	34	Wilt Chamberlain	vs. PHI	12/16/67
Half	21	Wilt Chamberlain	vs. PHI (2nd)	12/16/67
Otr.	15	Wilt Chamberlain	vs. PHI (4th)	12/16/67
OT	7	Walt Bellamy	vs. ATL	12/07/72

## Most Offensive Rebounds

Game	12*	Clemon Johnson	at IND	03/26/82
Half	9	Happy Hairston	vs. LAL (2nd)	02/16/75
Otr.	7*	Keon Clark	vs. TOR (2nd)	01/27/01
OT	3	Ervin Johnson	vs. MIL	04/05/03

## Most Defensive Rebounds

Game	21	Bob McAdoo	at BUF	02/08/74
Half	14	Marcus Camby	at DEN (1st)	01/28/04
Otr.	8*	Kevin Garnett	at MIN (1st)	04/13/03
OT	6	Walt Bellamy	vs. ATL	12/07/72

## Most Assists

Game	24	Ramon Sessions	at MIL	04/14/08
Half	14*	Ramon Porter	vs. DET (1st)	02/27/79
Otr.	12	John Lucas	vs. GS (1st)	11/17/78
OT	3*	Milt Palacio	at UT	02/06/06

## Most Personal Fouls

Game	6	several		
Half	6*	Tyrone Hill	vs. CLE (2nd)	12/07/02
Otr.	6	Paul Mokeski	at DET (1st)	01/22/81
OT	4	Jameer Nelson	at ORL	04/17/06

## Most Steals

Game	9	Mike Richardson	vs. NY	12/23/80
Half	7	Clyde Drexler	vs. POR (1st)	02/26/88
Otr.	5	Ed Jordan	vs. NJ (1st)	10/23/79
OT	2	several		

## Most Turnovers

Game	12	Damon Stoudamire	vs. TOR	01/25/97
Half	7	Damon Stoudamire	vs. TOR	01/25/97
Otr.	5*	Damon Stoudamire	vs. TOR (4th)	01/25/97
OT	1	several		

## Most Blocked Shots

Game (OT)	13	Ralph Sampson	vs. HOU	12/09/83
Game	11	George Johnson	vs. GS	03/30/76
Half	9	Dikembe Mutombo	vs. PHI (2nd)	12/01/01
Otr.	8	Dikembe Mutombo	vs. PHI (3rd)	12/01/01
OT	3	Mamadou N'diaye	at TOR	11/04/00

## Most Consecutive Field Goals

Game	14	Greg Ballard	at WAS (2 OT)	04/09/83
		(16-20)		

## Most Consecutive Points

Game	18	David Wesley	vs. BOS	04/01/97
		(83-101) (4th Otr.)		
Game	18	Gilbert Arenas	vs. WAS	02/23/07
		(62-79) (3rd & 4th Otrs.)		

\* most recently



## Most Points

Game	134	CHI vs. DEN	02/18/97
Half	74	CHI vs. MIA (2nd)	12/30/94
Qtr.	44	DEN vs. CHI (4th)	02/18/97
OT	16	ORL vs. CHI	12/31/07

## Most Field Goals Made

Game	53*	PHI vs. CHI	04/07/97
Half	31	CHI vs. PHI (1st)	01/16/96
Qtr.	18	DEN vs. CHI (4th)	02/18/97
OT	6	ORL vs. CHI	12/31/07

## Most Field Goals Attempted

Game	108	CHI vs. SA	11/03/97
Half	58	CHI vs. SA (1st)	03/05/97
Qtr.	33	CHI vs. DEN (2nd)	02/18/97
OT	16	MIL vs. CHI	04/05/03

## Most Free Throws Made

Game	41	MIL vs. CHI	03/26/04
Half	24*	MIL vs. CHI (2nd)	03/26/04
Qtr.	20	ATL vs. CHI (4th)	12/02/94
OT	8	DEN vs. CHI	03/26/01

## Most Free Throws Attempted

Game	53	UT vs. CHI	01/05/02
Half	32	CHI vs. PHO (2nd)	12/15/97
Qtr.	24	CHI vs. PHO (4th)	12/15/97
OT	9	DEN vs. CHI	03/26/01

## Most 3-PT Field Goals Made

Game	15	CHI vs. MIA	12/30/94
	15	NY vs. CHI	02/20/02
Half	11	NY vs. CHI (2nd)	02/20/02
Qtr.	7*	DEN vs. CHI (4th)	02/22/08
OT	4	CHA vs. CHI	03/23/01

## Most 3-PT Field Goals Attempted

Game (2 OT)	34	CHI vs. NJ	11/05/04
Game	31	BOS vs. CHI	04/08/02
Half	20	DEN vs. CHI (2nd)	02/22/08
Qtr.	15*	DEN vs. CHI (4th)	02/22/08
OT	6*	CHI vs. ORL	12/31/07

## Most Rebounds

Game	66	CHI vs. PHI	04/07/97
Half	38	CHI vs. SA (2nd)	03/05/97
Qtr.	23	CHI vs. PHI (1st)	04/07/97
OT	9*	CHI vs. GS	02/28/04

## Most Offensive Rebounds

Game	33	CHI vs. LAC	12/23/97
Half	21	CHI vs. LAC (2nd)	12/23/97
Qtr.	13	CHI vs. LAC (3rd)	12/23/97
OT	7	MIL vs. CHI	04/05/03

## Most Defensive Rebounds

Game (OT)	47	ORL vs. CHI	03/20/00
Game	45*	MIA vs. CHI	04/10/99
Half	26	MIA vs. CHI (1st)	04/10/99
Qtr.	18	CHI vs. NJ (2nd)	12/31/00
OT	8	CHI vs. GS	02/28/04

\* most recently

## Most Assists

Game	44	CHI vs. TOR	04/14/97
Half	24	CHI vs. TOR (2nd)	04/14/97
Qtr.	15	CHI vs. TOR (3rd)	04/14/97
	15	ORL vs. CHI (1st)	02/26/02
OT	4*	several	

## Most Personal Fouls

Game	36*	DET vs. CHI	02/17/95
Half	24	MIA vs. CHI (2nd)	01/26/96
Qtr.	15*	MIA vs. CHI (3rd)	01/26/96
OT	7	GS vs. CHI	02/28/04

## Most Disqualifications

Game	2	several	
------	---	---------	--

## Most Steals

Game	19*	CHI vs. CHA	01/19/00
Half	13	BOS vs. CHI (1st)	04/06/97
Qtr.	11	BOS vs. CHI (2nd)	04/06/97
OT	3*	several	

## Most Turnovers

Game	31	POR vs. CHI	01/03/00
Half	18	POR vs. CHI	01/03/00
Qtr.	11	POR vs. CHI	01/03/00
OT	4	CHI vs. DET	04/11/05

## Most Blocked Shots

Game	15	CHI vs. NY	12/14/07
Half	10	DET vs. CHI (1st)	01/06/07
Qtr.	8	PHI vs. CHI (3rd)	12/01/01
OT	1	several	

## Most Consecutive Wins

37	11/03/95 - 04/04/96
----	---------------------

## Most Consecutive Losses

9	03/06/02 - 04/05/02
---	---------------------

## Most Consecutive Points From Start of Game

15	MIA vs. CHI	04/10/99
----	-------------	----------

## Most Consecutive Points in a Game

24	CHI vs. CLE	12/30/06
	(3rd - 4th Qtrs. 60-67 to 84-67)	
21	CHI vs. SAC	03/19/96
	(4th Qtr. 64-64 to 85-64)	

## Least Points

Game	49	CHI vs. MIA	04/10/99
Half	22	NY vs. CHI (1st)	03/12/99
Qtr.	5	NY vs. CHI (2nd)	03/12/99
	5	CHI vs. MIA (2nd)	04/10/99

## Least Field Goals Made

Game	18	CHI vs. MIA	04/10/99
Half	7	NY vs. CHI (1st)	03/12/99
	7	CHI vs. WAS (1st)	01/19/02
Qtr.	1	NY vs. CHI (2nd)	03/12/99

## Least Field Goals Attempted

Game	60	ATL vs. CHI	12/02/94
------	----	-------------	----------

## Least Rebounds

Game	21	IND vs. CHI	12/11/06
------	----	-------------	----------



# INDIVIDUAL PLAYER UNITED CENTER RECORDS

## Most Points

Game	57	Jerry Stackhouse, DET	CHI	04/03/01
Half	34	Michael Jordan, CHI	DET (2nd)	03/07/96
Otr.	25	Jalen Rose, CHI	IND (4th)	12/21/02
OT	10	<b>BEN GORDON, CHI</b>	<b>ORL</b>	<b>12/31/07</b>

## Most Field Goals Made

Game	21*	Jerry Stackhouse, DET	CHI	04/03/01
Half	14	Michael Jordan, CHI	DET (2nd)	03/07/96
Otr.	10*	LeBron James, CLE	CHI (1st)	04/11/08
OT	4*	<b>BEN GORDON, CHI</b>	<b>ORL</b>	<b>12/31/07</b>

## Most Field Goals Attempted

Game (OT)	39	Michael Jordan, CHI	SA	11/03/97
Game	36	Jerry Stackhouse, DET	CHI	04/03/01
Half	22	Jerry Stackhouse, DET	CHI (2nd)	04/03/01
Otr.	16	J.R. Smith, DEN	CHI (4th)	02/22/08
OT	6*	Shawn Marion, PHO	CHI	12/31/05

## Most Free Throws Made

<b>GAME</b>	<b>19*</b>	<b>BEN GORDON, CHI</b>	<b>NJ</b>	<b>04/11/06</b>
Half	15	Michael Jordan, CHI	NY (1st)	04/18/98
Otr.	13*	Michael Jordan, CHI	NY (2nd)	04/18/98
OT	6	Michael Jordan, CHI	SEA	03/18/97

## Most Free Throws Attempted

<b>GAME</b>	<b>21</b>	<b>BEN GORDON, CHI</b>	<b>NJ</b>	<b>04/11/06</b>
Half	16	Michael Jordan, CHI	NY (1st)	04/18/98
Otr.	14	Michael Jordan, CHI	NY (2nd)	04/18/98
OT	6	Michael Jordan, CHI	SEA	03/18/97

## Most 3-PT Field Goals Made

<b>GAME</b>	<b>9</b>	<b>BEN GORDON, CHI</b>	<b>WAS</b>	<b>04/14/06</b>
Half	8	J.R. Smith, DEN	CHI (2nd)	02/22/08
Otr.	7	J.R. Smith, DEN	CHI (4th)	02/22/08
OT	2*	<b>BEN GORDON, CHI</b>	<b>ORL</b>	<b>12/31/07</b>

## Most 3-PT Field Goals Attempted

Game	14*	J.R. Smith, DEN	CHI	02/22/08
Half	13	J.R. Smith, DEN	CHI (2nd)	02/22/08
Otr.	12	J.R. Smith, DEN	CHI (4th)	02/22/08
OT	3*	several		

## Most Rebounds

Game	29	Dennis Rodman, CHI	CHI	12/27/97
Half	17*	Dennis Rodman, CHI	ATL (1st)	12/27/97
Otr.	14	Dennis Rodman, CHI	ORL (1st)	01/03/97
OT	5*	Dennis Rodman, CHI	DAL	03/12/98

## Most Offensive Rebounds

Game	15	Dennis Rodman, CHI	LAC	12/23/97
Half	10	Dennis Rodman, CHI	LAC (2nd)	12/23/97
Otr.	7	Keon Clark, TOR	CHI (2nd)	01/27/01
OT	3	Ervin Johnson, MIL	CHI	04/05/03

## Most Defensive Rebounds

Game	18*	Ben Wallace, CHI	MIL	12/15/06
Half	13	Ben Wallace, DET	CHI (1st)	02/11/03
Otr.	9	Dennis Rodman, CHI	ORL (1st)	01/03/97
OT	4*	Richard Jefferson, NJ	CHI (1st)	11/05/04

\* most recently

## Most Assists

Game	22	George McCloud, DEN	CHI	03/26/01
Half	13*	George McCloud, DEN	CHI (2nd)	03/26/01
Otr.	10	Robert Pack, NJ	CHI (1st)	12/23/96
OT	3*	<b>KIRK HINRICH, CHI</b>	<b>HOU (1ST)</b>	<b>01/20/06</b>

## Most Personal Fouls

Half	6*	Tyrone Hill, CLE	CHI (2nd)	12/07/02
Otr.	5*	Walter McCarty, BOS	CHI (4th)	12/16/02
OT	3*	<b>KIRK HINRICH, CHI</b>	<b>CLE</b>	<b>03/31/07</b>

## Most Steals

Game	8	Ron Artest, CHI	VAN	02/24/01
Game	8	Jerome Williams, TOR	CHI	02/26/03
Half	7	Jerome Williams, TOR	CHI	02/26/03
Otr.	6	Jerome Williams, TOR	CHI	02/26/03
OT	2	several		

## Most Turnovers

Game	12	Damon Stoudamire, TOR	CHI	01/25/97
Half	7	Damon Stoudamire, TOR	CHI (2nd)	01/25/97
Otr.	5	Damon Stoudamire, TOR	CHI (4th)	01/25/97
OT	2	several		

## Most Blocked Shots

Game	10	Dikembe Mutombo, PHI	CHI	12/01/01
Half	9	Dikembe Mutombo, PHI	CHI (2nd)	12/01/01
Otr.	8	Dikembe Mutombo, PHI	CHI (3rd)	12/01/01
OT	1*	several		

## Most Minutes

<b>GAME (2 OT)</b>	<b>55</b>	<b>KIRK HINRICH, CHI</b>	<b>NJ</b>	<b>11/05/04</b>
	54	Horace Grant, CHI	BOS	04/22/94

## Most Consecutive Points

18 (83-101) (4th)	David Wesley, BOS	CHI	04/01/97
18 (62-79) (3rd - 4th Otrs.)	Gilbert Arenas, WAS	CHI	02/23/07

## Most Consecutive Field Goals Made

14	Elton Brand, CHI	WAS	04/13/00
----	------------------	-----	----------

## Most Consecutive 3-PT Field Goals Made

Season	7	Steve Kerr, CHI		
	(1-1)	IND		12/23/94
	(1-1)	NY		12/25/94
	(4-4)	MIA		12/30/94
	(1-1)	DEN		01/01/95
Game	7	J.R. Smith, DEN	CHI	02/22/08
	(8-14, made seven in a row in the second half)			
	5	B.J. Armstrong, CHI		
	(5-5)	MIA		12/30/94
	5	<b>BEN GORDON, CHI</b>	<b>NJ</b>	<b>01/11/07</b>
	<b>(5-6, MADE FIRST FIVE)</b>			

## Most Consecutive Free Throws Made

32	Jalen Rose, CHI			
	(7-7)	CLE		01/04/03
	(3-3)	UT		01/06/03
	(8-8)	NY		01/13/03
	(3-3)	WAS		01/24/03
	(11-11)	HOU		01/26/03
31	Michael Jordan, CHI			
	(1-1)	ORL		12/13/95
	(10-10)	LAL		12/16/95
	(8-8)	DAL		12/19/95
	(7-7)	TOR		12/22/95
	(5-5)	UT		12/23/95

# ALL-TIME SINGLE-SEASON LEADERBOARD



## Minutes

PLAYER	YEAR	MINUTES
Bob Love	1970-71	3,482
Jalen Rose	2002-03	3,351
Michael Jordan	1987-88	3,311
Bob Love	1973-74	3,292
Michael Jordan	1988-89	3,255
Michael Jordan	1986-87	3,281
Artis Gilmore	1978-79	3,265
Clem Haskins	1969-70	3,214
Michael Jordan	1989-90	3,197
Michael Jordan	1997-98	3,181

## Points Per Game

PLAYER	YEAR	PPG
Michael Jordan	1986-87	37.1
Michael Jordan	1987-88	35.0
Michael Jordan	1992-93	32.6
Michael Jordan	1988-89	32.5
Michael Jordan	1990-91	31.5
Michael Jordan	1995-96	30.4
Michael Jordan	1991-92	30.1
Michael Jordan	1996-97	29.6
Michael Jordan	1997-98	28.7
Michael Jordan	1984-85	28.2

## Total Points

PLAYER	YEAR	POINTS
Michael Jordan	1986-87	3,041
Michael Jordan	1987-88	2,868
Michael Jordan	1989-90	2,753
Michael Jordan	1988-89	2,633
Michael Jordan	1990-91	2,580
Michael Jordan	1992-93	2,541
Michael Jordan	1995-96	2,491
Michael Jordan	1996-97	2,431
Michael Jordan	1991-92	2,404
Michael Jordan	1997-98	2,357

## Free Throws Made

PLAYER	YEAR	FTM
Michael Jordan	1986-87	833
Michael Jordan	1987-88	723
Michael Jordan	1988-89	674
Michael Jordan	1984-85	630
Michael Jordan	1989-90	593
Michael Jordan	1990-91	571
Michael Jordan	1997-98	565
Michael Jordan	1995-96	548
Bob Love	1970-71	513
Reggie Theus	1979-80	500

## Free Throw % (min. 100 FTM)

PLAYER	YEAR	FT-FTA	PCT.
Ricky Sobers	1980-81	231-247	.935
Hersey Hawkins	1999-00	107-119	.899
B.J. Armstrong	1994-95	206-233	.884
George Gervin	1985-86	283-322	.879
Chet Walker	1973-74	439-502	.875
Fred Hoiberg	2000-01	156-157	.866
Jack Marin	1975-76	134-155	.865
<b>BEN GORDON</b>	<b>2006-07</b>	<b>380-440</b>	<b>.864</b>
<b>BEN GORDON</b>	<b>2004-05</b>	<b>233-270</b>	<b>.863</b>
B.J. Armstrong	1992-93	130-151	.861

## 3-PT Field Goals Made

PLAYER	YEAR	3-PT. FG
<b>BEN GORDON</b>	<b>2005-06</b>	<b>166</b>
Jamal Crawford	2003-04	165
Scottie Pippen	1996-97	156
<b>BEN GORDON</b>	<b>2006-07</b>	<b>155</b>
Scottie Pippen	1995-96	150
<b>KIRK HINRICH</b>	<b>2004-05</b>	<b>145</b>
<b>KIRK HINRICH</b>	<b>2003-04</b>	<b>144</b>
<b>BEN GORDON</b>	<b>2007-08</b>	<b>142</b>
<b>KIRK HINRICH</b>	<b>2006-07</b>	<b>140</b>
<b>BEN GORDON</b>	<b>2004-05</b>	<b>134</b>

## 3-PT Field Goal % (min. 25 3-FGM)

PLAYER	YEAR	FG-FGA	PCT.
Steve Kerr	1994-95	89-170	.524
Steve Kerr	1995-96	122-237	.515
Steve Kerr	1996-97	110-237	.464
B.J. Armstrong	1992-93	62-139	.453
Jamal Crawford	2001-02	26-58	.448
B.J. Armstrong	1993-94	60-135	.444
Jud Buechler	1995-96	40-90	.444
John Paxson	1990-91	42-96	.438
Steve Kerr	1997-98	57-130	.438
<b>BEN GORDON</b>	<b>2005-06</b>	<b>166-382</b>	<b>.435</b>
B.J. Armstrong	1994-95	108-253	.427
Michael Jordan	1995-96	111-260	.427

## Rebounds

PLAYER	YEAR	REBOUNDS
Dennis Rodman	1997-98	1,201
Tom Boerwinkle	1970-71	1,133
Charles Oakley	1986-87	1,074
Artis Gilmore	1977-78	1,071
Artis Gilmore	1976-77	1,070
Charles Oakley	1987-88	1,066
Artis Gilmore	1978-79	1,043
Tom Boerwinkle	1969-70	1,016
Clifford Ray	1973-74	977
Dennis Rodman	1995-96	952
Nate Thurmond	1974-75	904
Tom Boerwinkle	1971-72	897
Tom Boerwinkle	1968-69	889
Dennis Rodman	1996-97	883
Clifford Ray	1971-72	869

## Rebounds Per Game

PLAYER	YEAR	RPG
Dennis Rodman	1996-97	16.1
Dennis Rodman	1997-98	15.0
Dennis Rodman	1995-96	14.9
Tom Boerwinkle	1970-71	13.8
Artis Gilmore	1977-78	13.1
Charles Oakley	1986-87	13.1
Artis Gilmore	1976-77	13.0
Charles Oakley	1987-88	13.0
Artis Gilmore	1978-79	12.7
Tom Boerwinkle	1969-70	12.5

## Offensive Rebounds

PLAYER	YEAR	OFF. REBS.
Dennis Rodman	1997-98	421
Dennis Rodman	1995-96	356
Elton Brand	1999-00	348
Horace Grant	1991-92	344
Horace Grant	1992-93	341
Charles Oakley	1987-88	326
Dennis Rodman	1996-97	320
Artis Gilmore	1977-78	318
Artis Gilmore	1976-77	313
Horace Grant	1993-94	306



# ALL-TIME SINGLE-SEASON LEADERBOARD

## Defensive Rebounds

PLAYER	YEAR	DEF. REBS.
Dennis Rodman	1997-98	780
Charles Oakley	1986-87	775
Artis Gilmore	1976-77	757
Artis Gilmore	1977-78	753
Artis Gilmore	1978-79	750
Charles Oakley	1987-88	740
Clifford Ray	1973-74	692
Nate Thurmond	1974-75	645
Artis Gilmore	1981-82	611
Artis Gilmore	1982-83	60

## Assists

PLAYER	YEAR	ASSISTS
Guy Rodgers	1966-67	908
Ennis Whatley	1983-84	662
Michael Jordan	1988-89	650
Norm Van Lier	1976-77	636
Clem Haskins	1969-70	624
Scottie Pippen	1991-92	572
Norm Van Lier	1972-73	567
Norm Van Lier	1973-74	548
Norm Van Lier	1977-78	531
Michael Jordan	1989-90	519
<b>KIRK HINRICH</b>	<b>2003-04</b>	<b>517</b>

## Steals

PLAYER	YEAR	STLS
Michael Jordan	1987-88	259
Michael Jordan	1986-87	236
Michael Jordan	1988-89	234
Scottie Pippen	1994-95	232
Michael Jordan	1989-90	227
Michael Jordan	1990-91	223
Michael Jordan	1992-93	221
Scottie Pippen	1989-90	211
Michael Jordan	1993-94	211
Michael Jordan	1984-85	196

## Blocks

PLAYER	YEAR	BLOCKS
Artis Gilmore	1981-82	221
Artis Gilmore	1976-77	203
Artis Gilmore	1980-81	198
Nate Thurmond	1974-75	195
Artis Gilmore	1977-78	181
Cliff Ray	1973-74	173
Artis Gilmore	1978-79	156
Ben Wallace	2006-07	156
Tyson Chandler	2004-05	141
Jawann Oldham	1985-86	134



## Seasons Played

PLAYER	SEASONS
Michael Jordan	13
Scottie Pippen	12
Tom Boerwinkle	10
Jerry Sloan	10
John Paxson	9
Bob Love	8
B.J. Armstrong	7
Dave Corzine	7
Artis Gilmore	7
Horace Grant	7
Toni Kukoc	7
Norm Van Lier	7

## Games Played

PLAYER	GAMES
Michael Jordan	930
Scottie Pippen	856
Jerry Sloan	696
John Paxson	645
Tom Boerwinkle	635
Bob Love	592
Dave Corzine	556
Horace Grant	546
Norm Van Lier	535
B.J. Armstrong	518
Will Perdue	518

## Minutes

PLAYER	MINUTES
Michael Jordan	35,887
Scottie Pippen	30,269
Jerry Sloan	24,798
Bob Love	22,073
Norm Van Lier	19,122
Horace Grant	18,204
Artis Gilmore	16,777
Chet Walker	15,809
John Paxson	15,540
Dave Corzine	15,039

## Points

PLAYER	POINTS
Michael Jordan	29,277
Scottie Pippen	15,123
Bob Love	12,623
Jerry Sloan	10,233
Chet Walker	9,788
Artis Gilmore	9,288
Reggie Theus	8,279
Horace Grant	6,866
Norm Van Lier	6,505
Toni Kukoc	6,148

## Scoring Average (min. 100 games)

PLAYER	G	PTS	PPG
Michael Jordan	930	29,277	31.5
Jalen Rose	128	2,742	21.4
Bob Love	578	12,623	21.3
Chet Walker	474	9,788	20.6
Elton Brand	155	2,117	20.1
Artis Gilmore	482	9,288	19.3
Reggie Theus	441	8,279	18.8
Ron Mercer	101	1,875	18.6
<b>BEN GORDON</b>	<b>244</b>	<b>4,337</b>	<b>17.8</b>
Scottie Pippen	856	15,123	17.7
Orlando Woolridge	354	6,146	17.4

## Field Goals

PLAYER	FG
Michael Jordan	10,962
Scottie Pippen	5,991
Bob Love	4,948
Jerry Sloan	3,996
Chet Walker	3,558
Artis Gilmore	3,466
Reggie Theus	3,047
Horace Grant	2,844
Norm Van Lier	2,475
Orlando Woolridge	2,352

## Field Goal Attempts

PLAYER	FGA
Michael Jordan	21,686
Scottie Pippen	12,444
Bob Love	11,497
Jerry Sloan	9,357
Chet Walker	7,374
Reggie Theus	6,386
Norm Van Lier	5,949
Artis Gilmore	5,907
Horace Grant	5,371
Toni Kukoc	5,064

## Field Goal % (min. 100 games)

PLAYER	FG-FGA	PCT.
Artis Gilmore	3,466-5,907	.587
Steve Johnson	394-714	.552
Orlando Woolridge	2,352-4,417	.532
Horace Grant	2,844-5,371	.530
Eddy Curry	1,334-2,520	.529
Gene Banks	605-1,150	.526
Tyson Chandler	842-1,648	.511
Steve Kerr	1,178-2,323	.507
Dwight Jones	841-1,659	.507
Michael Jordan	10,962-21,686	.505

## 3-PT Field Goals Made

PLAYER	3FG
Scottie Pippen	664
<b>KIRK HINRICH</b>	<b>639</b>
<b>BEN GORDON</b>	<b>597</b>
Michael Jordan	555
Steve Kerr	430
Toni Kukoc	351
Chris Duhon	336
<b>ANDRÉS NOCIONI</b>	<b>324</b>
Jamal Crawford	318
B.J. Armstrong	297

## 3-PT Field Goals Attempted

PLAYER	3FGA
Scottie Pippen	2,031
<b>KIRK HINRICH</b>	<b>1,695</b>
Michael Jordan	1,670
<b>BEN GORDON</b>	<b>1,434</b>
Toni Kukoc	1,072
Chris Duhon	943
Jamal Crawford	938
Steve Kerr	898
<b>ANDRÉS NOCIONI</b>	<b>324</b>
John Paxson	714

## 3-PT FG % (min. 100 games, 75 3FGM)

PLAYER	3FG-3FGA	PCT.
Steve Kerr	430-898	.479
B.J. Armstrong	297-619	.437
Craig Hodges	238-560	.425
<b>BEN GORDON</b>	<b>597-1,434</b>	<b>.416</b>
Jud Buechler	98-257	.381
<b>KIRK HINRICH</b>	<b>639-1,695</b>	<b>.377</b>
Jalen Rose	193-513	.376
<b>ANDRÉS NOCIONI</b>	<b>324-890</b>	<b>.364</b>
John Paxson	259-714	.363
Fred Hoiberg	164-457	.359
Chris Duhon	336-943	.356

## Free Throws Made

PLAYER	FT
Michael Jordan	6,798
Bob Love	2,727
Chet Walker	2,672
Scottie Pippen	2,477
Artis Gilmore	2,355
Jerry Sloan	2,241
Reggie Theus	2,090
Norm Van Lier	1,555
Orlando Woolridge	1,437
Mickey Johnson	1,279

## Free Throws Attempted

PLAYER	FTA
Michael Jordan	8,115
Scottie Pippen	3,576
Bob Love	3,343
Artis Gilmore	3,307
Chet Walker	3,129
Jerry Sloan	3,100
Reggie Theus	2,593
Norm Van Lier	2,011
Orlando Woolridge	1,953
Horace Grant	1,742

## Free Throw % (min. 100 games)

PLAYER	FT-FTA	PCT.
Craig Hodges	117-130	.900
Fred Hoiberg	325-377	.862
B.J. Armstrong	822-954	.862
<b>BEN GORDON</b>	<b>1,090-1,271</b>	<b>.858</b>
Steve Kerr	323-378	.854
Chet Walker	2,672-3,129	.854
Jack Marin	165-194	.851
Ricky Sobers	626-740	.846
Jalen Rose	563-667	.844
Michael Jordan	6,798-8,115	.838

## Offensive Rebounds

PLAYER	OFF REB
Horace Grant	1,888
Scottie Pippen	1,687
Michael Jordan	1,547
Artis Gilmore	1,491
David Greenwood	1,197
Dave Corzine	1,135
Dennis Rodman	1,097
Mickey Johnson	1,019
Charles Oakley	952
Tyson Chandler	891



## Defensive Rebounds

PLAYER	DEF REB
Michael Jordan	4,289
Scottie Pippen	4,039
Artis Gilmore	3,851
David Greenwood	3,025
Horace Grant	2,833
Dave Corzine	2,394
Charles Oakley	2,195
Mickey Johnson	2,026
Dennis Rodman	1,939
Tyson Chandler	1,725

## Total Rebounds

PLAYER	REB
Michael Jordan	5,836
Tom Boerwinkle	5,745
Scottie Pippen	5,726
Jerry Sloan	5,385
Artis Gilmore	5,342
Horace Grant	4,721
David Greenwood	4,222
Bob Love	3,998
Dave Corzine	3,529
Charles Oakley	3,147
Mickey Johnson	3,045

## Assists

PLAYER	AST
Michael Jordan	5,012
Scottie Pippen	4,494
Norm Van Lier	3,676
<b>KIRK HINRICH</b>	<b>2,477</b>
Reggie Theus	2,472
John Paxson	2,394
Bob Weiss	2,008
Tom Boerwinkle	2,007
Toni Kukoc	1,840
Jerry Sloan	1,815

## Personal Fouls

PLAYER	PF
Scottie Pippen	2,534
Jerry Sloan	2,524
Michael Jordan	2,493
Norm Van Lier	1,849
Tom Boerwinkle	1,811
Bob Love	1,741
Artis Gilmore	1,610
David Greenwood	1,603
Horace Grant	1,483
Reggie Theus	1,392

## Disqualifications

PLAYER	DOS
Jerry Sloan	54
Norm Van Lier	39
Mickey Johnson	36
Scottie Pippen	32
Tom Boerwinkle	31
<b>KIRK HINRICH</b>	<b>29</b>
David Greenwood	29
Tyson Chandler	24
Luc Longley	23
Artis Gilmore	21

## Steals

PLAYER	STL
Michael Jordan	2,306
Scottie Pippen	1,792
Norm Van Lier	724
Horace Grant	587
Reggie Theus	580
Toni Kukoc	476
John Paxson	462
Ron Harper	456
Wilbur Holland	455
<b>KIRK HINRICH</b>	<b>417</b>

## Turnovers

PLAYER	TO
Michael Jordan	2,589
Scottie Pippen	2,401
Reggie Theus	1,567
Artis Gilmore	1,300
David Greenwood	948
Dave Corzine	947
<b>KIRK HINRICH</b>	<b>916</b>
Toni Kukoc	887
Orlando Woolridge	804
Charles Oakley	802
<b>BEN GORDON</b>	<b>765</b>

## Blocked Shots

PLAYER	BLK
Artis Gilmore	1029
Michael Jordan	828
Scottie Pippen	774
Horace Grant	579
Dave Corzine	573
David Greenwood	529
Tyson Chandler	487
Jawaan Oldham	350
Will Perdue	288
Luc Longley	278

# BULLS STATISTICAL LEADERS



## Minutes Played

SEASON	PLAYER	G	MIN	AVG
1966-67	Guy Rodgers	81	3,063	37.8
1967-68	Bob Boozer	77	2,988	38.8
1968-69	Jerry Sloan	78	2,939	37.7
1969-70	Clem Haskins	82	3,214	39.2
1970-71	Bob Love	81	3,482	43.0
1971-72	Bob Love	79	3,108	39.3
1972-73	Bob Love	82	3,033	37.0
1973-74	Bob Love	82	3,292	40.1
1974-75	Nate Thurmond	80	2,756	34.4
1975-76	Norm Van Lier	76	3,026	39.8
1976-77	Norm Van Lier	82	3,097	37.8
1977-78	Artis Gilmore	82	3,067	37.4
1978-79	Artis Gilmore	82	3,265	39.8
1979-80	Reggie Theus	82	3,029	36.9
1980-81	Artis Gilmore	82	2,832	34.5
1981-82	David Greenwood	82	2,914	35.5
1982-83	Reggie Theus	82	2,856	34.8
1983-84	David Greenwood	78	2,718	34.8
1984-85	Michael Jordan	82	3,144	38.3
1985-86	Kyle Macy	82	2,426	29.6
1986-87	Michael Jordan	82	3,281	40.0
1987-88	Michael Jordan	82	3,311	40.4
1988-89	Michael Jordan	81	3,255	40.2
1989-90	Michael Jordan	82	3,197	39.0
1990-91	Michael Jordan	82	3,034	37.0
1991-92	Scottie Pippen	82	3,164	38.6
1992-93	Scottie Pippen	81	3,123	38.6
1993-94	Scottie Pippen	72	2,759	38.3
1994-95	Scottie Pippen	79	3,014	38.2
1995-96	Michael Jordan	82	3,090	37.7
1996-97	Michael Jordan	82	3,106	37.9
1997-98	Michael Jordan	82	3,181	38.8
1998-99	Toni Kukoc	44	1,654	37.6
1999-00	Elton Brand	81	2,999	37.0
2000-01	Elton Brand	74	2,906	39.3
2001-02	Trenton Hassell	78	2,237	28.7
2002-03	Jalen Rose	82	3,351	40.9
2003-04	Jamal Crawford	80	2,811	35.1
2004-05	<b>KIRK HINRICH</b>	<b>77</b>	<b>2,800</b>	<b>36.4</b>
2005-06	<b>KIRK HINRICH</b>	<b>81</b>	<b>2,955</b>	<b>36.5</b>
2006-07	<b>LUOL DENG</b>	<b>82</b>	<b>3,071</b>	<b>37.5</b>
2007-08	<b>KIRK HINRICH</b>	<b>75</b>	<b>2,380</b>	<b>31.7</b>

## Field Goal %

SEASON	PLAYER	FGM	FGA	PCT
1966-67	Bob Boozer	538	1,104	.487
1967-68	Bob Boozer	622	1,265	.492
1968-69	Bob Boozer	661	1,375	.481
1969-70	Chet Walker	596	1,249	.477
1970-71	Tom Boerwinkle	357	736	.485
1971-72	Chet Walker	619	1,225	.505
1972-73	Chet Walker	597	1,248	.478
1973-74	Cliff Ray	313	612	.511
1974-75	Chet Walker	524	1,076	.487
1975-76	Michael Johnson	478	1,033	.463
1976-77	Artis Gilmore	570	1,091	.522
1977-78	Artis Gilmore	704	1,260	.559
1978-79	Artis Gilmore	753	1,310	.575
1979-80	Artis Gilmore	305	513	.595
1980-81	Artis Gilmore	547	816	.670*
1981-82	Artis Gilmore	546	837	.652*
1982-83	Orlando Woolridge	361	622	.580
1983-84	Orlando Woolridge	570	1,086	.525
1984-85	Orlando Woolridge	679	1,225	.554
1985-86	Charles Oakley	281	541	.519
1986-87	Gene Banks	249	462	.539
1987-88	Michael Jordan	1,069	1,998	.535
1988-89	Michael Jordan	966	1,795	.538
1989-90	Michael Jordan	1,034	1,964	.526
1990-91	John Paxson	317	578	.548
1991-92	Horace Grant	457	790	.578
1992-93	Horace Grant	421	829	.508
1993-94	Horace Grant	460	878	.524
1994-95	Toni Kukoc	487	967	.504
1995-96	Michael Jordan	916	1,850	.495
1996-97	Michael Jordan	920	1,892	.486
1997-98	Michael Jordan	881	1,893	.465
1998-99	Mark Bryant	168	348	.483
1999-00	Elton Brand	630	1,306	.482
2000-01	Elton Brand	578	1,215	.476
2001-02	Eddy Curry	189	377	.501
2002-03	Eddy Curry	335	573	.585*
2003-04	Eddy Curry	417	840	.496
2004-05	Eddy Curry	393	730	.538
2005-06	Tyson Chandler	160	283	.565
2006-07	<b>LUOL DENG</b>	<b>630</b>	<b>1,218</b>	<b>.517</b>
2007-08	<b>AARON GRAY</b>	<b>103</b>	<b>204</b>	<b>.505</b>

## Scoring

SEASON	PLAYER	G	PTS	AVG
1966-67	Guy Rodgers	81	1,459	18.0
1967-68	Bob Boozer	77	1,655	21.5
1968-69	Bob Boozer	79	1,716	21.7
1969-70	Bob Love	82	1,722	21.0
1970-71	Bob Love	81	2,043	25.2
1971-72	Bob Love	79	2,037	25.8
1972-73	Bob Love	82	1,895	23.1
1973-74	Bob Love	82	1,785	21.8
1974-75	Bob Love	61	1,342	22.0
1975-76	Bob Love	76	1,448	19.1
1976-77	Artis Gilmore	82	1,527	18.6
1977-78	Artis Gilmore	82	1,879	22.9
1978-79	Artis Gilmore	82	1,940	23.7
1979-80	Reggie Theus	82	1,660	20.2
1980-81	Reggie Theus	82	1,549	18.9
1981-82	Artis Gilmore	82	1,517	18.5
1982-83	Reggie Theus	82	1,953	23.8
1983-84	Orlando Woolridge	75	1,444	19.3
1984-85	Michael Jordan	82	2,313	28.2
1985-86	Orlando Woolridge	70	1,448	20.7
1986-87	Michael Jordan	82	3,041	37.1*
1987-88	Michael Jordan	82	2,868	35.0*
1988-89	Michael Jordan	81	2,633	32.5*
1989-90	Michael Jordan	82	2,753	33.6*
1990-91	Michael Jordan	82	2,580	31.5*
1991-92	Michael Jordan	80	2,404	30.1*
1992-93	Michael Jordan	78	2,541	32.6*
1993-94	Scottie Pippen	72	1,587	22.0
1994-95	Scottie Pippen	79	1,692	21.4
1995-96	Michael Jordan	82	2,491	30.4*
1996-97	Michael Jordan	82	2,431	29.6*
1997-98	Michael Jordan	82	2,357	28.7*
1998-99	Toni Kukoc	44	828	18.8
1999-00	Elton Brand	81	1,627	20.1
2000-01	Elton Brand	74	1,490	20.1
2001-02	Marcus Fizer	76	938	12.3
2002-03	Jalen Rose	82	1,816	22.3
2003-04	Jamal Crawford	80	1,383	17.3
2004-05	Eddy Curry	63	1,012	16.1
2005-06	<b>BEN GORDON</b>	<b>80</b>	<b>1,349</b>	<b>16.9</b>
2006-07	<b>BEN GORDON</b>	<b>82</b>	<b>1,753</b>	<b>21.4</b>
2007-08	<b>BEN GORDON</b>	<b>72</b>	<b>1,336</b>	<b>18.6</b>

## Free Throw %

SEASON	PLAYER	FTM	FTA	PCT
1966-67	Guy Rodgers	383	475	.806
1967-68	Flynn Robinson	285	344	.828
1968-69	Bob Boozer	394	489	.806
1969-70	Chet Walker	483	568	.850
1970-71	Chet Walker	480	559	.859*
1971-72	Chet Walker	481	568	.847
1972-73	Bob Weiss	159	189	.841
1973-74	Chet Walker	439	502	.875
1974-75	Chet Walker	413	480	.860
1975-76	Bob Love	362	452	.801
1976-77	Scott May	188	227	.828
1977-78	Michael Johnson	362	446	.812
1978-79	Michael Johnson	273	329	.830
1979-80	Reggie Theus	500	597	.838
1980-81	Ricky Sobers	231	247	.935
1981-82	David Greenwood	240	291	.825
1982-83	Reggie Theus	434	542	.801
1983-84	Dave Corzine	231	275	.840
1984-85	Michael Jordan	630	746	.845
1985-86	George Gervin	283	322	.879
1986-87	Michael Jordan	833	972	.857
1987-88	Michael Jordan	723	860	.841
1988-89	Michael Jordan	604	793	.850
1989-90	Michael Jordan	543	699	.848
1990-91	Michael Jordan	511	671	.851
1991-92	Michael Jordan	491	590	.832
1992-93	B. J. Armstrong	130	151	.861
1993-94	B.J. Armstrong	194	227	.855
1994-95	B.J. Armstrong	206	233	.884
1995-96	Michael Jordan	548	657	.834
1996-97	Michael Jordan	480	576	.833
1997-98	Michael Jordan	565	721	.784
1998-99	Kornel David	90	111	.811
1999-00	Fred Holberg	69	76	.908
2000-01	Fred Holberg	136	157	.866
2001-02	Travis Best	47	51	.922
2002-03	Jalen Rose	399	467	.854
2003-04	Jamal Crawford	200	240	.833
2004-05	<b>BEN GORDON</b>	<b>233</b>	<b>270</b>	<b>.863</b>
2005-06	<b>ANDRÉS NOCIONI</b>	<b>204</b>	<b>242</b>	<b>.843</b>
2006-07	<b>BEN GORDON</b>	<b>380</b>	<b>440</b>	<b>.864</b>
2007-08	<b>BEN GORDON</b>	<b>266</b>	<b>293</b>	<b>.908</b>

RECORDS



## 3-PT Field Goal % (appear in at least 50% of team games and 1.0 3FGA/game)

SEASON	PLAYER	3FG	3FGA	PCT
1979-80	Reggie Theus	28	105	267
1980-81	Reggie Theus	18	90	200
1981-82	Reggie Theus	25	100	250
1982-83	Reggie Theus	21	91	231
1983-84	None qualified			
1984-85	None qualified			
1985-86	Kyle Macy	58	140	414
1986-87	John Paxson	52	140	371
1987-88	John Paxson	33	95	347
1988-89	Craig Hodges	71	168	423
1989-90	Craig Hodges	87	181	481
1990-91	John Paxson	42	96	438
1991-92	B.J. Armstrong	35	87	402
1992-93	B.J. Armstrong	63	139	453*
1993-94	B.J. Armstrong	60	135	444
1994-95	Steve Kerr	89	170	524*
1995-96	Steve Kerr	122	237	515
1996-97	Steve Kerr	110	237	440
1997-98	Steve Kerr	57	130	438
1998-99	Rusty LaRue	30	89	337
1999-00	Hersey Hawkins	55	141	390
2000-01	Fred Hoiberg	103	250	412
2001-02	A.J. Guyton	46	123	374
2002-03	Donyell Marshall	33	87	379
<b>2003-04</b>	<b>KIRK HINRICH</b>	<b>144</b>	<b>369</b>	<b>390</b>
<b>2004-05</b>	<b>BEN GORDON</b>	<b>134</b>	<b>331</b>	<b>405</b>
<b>2005-06</b>	<b>BEN GORDON</b>	<b>166</b>	<b>382</b>	<b>435</b>
<b>2006-07</b>	<b>KIRK HINRICH</b>	<b>140</b>	<b>337</b>	<b>415</b>
<b>2007-08</b>	<b>BEN GORDON</b>	<b>142</b>	<b>346</b>	<b>410</b>

## 3-PT Field Goals Made

SEASON	PLAYER	3FGM
1979-80	Reggie Theus	28
1980-81	Reggie Theus	18
1981-82	Reggie Theus	25
1982-83	Reggie Theus	21
1983-84	Mitchell Wiggins	7
1984-85	Rod Higgins	10
1985-86	Kyle Macy	58
1986-87	John Paxson	52
1987-88	John Paxson	33
1988-89	Craig Hodges	71
1989-90	Michael Jordan	92
1990-91	Craig Hodges	44
1991-92	Craig Hodges	36
1992-93	Michael Jordan	81
1993-94	Scottie Pippen	63
1994-95	Scottie Pippen	109
1995-96	Scottie Pippen	150
1996-97	Scottie Pippen	156
1997-98	Tom Kukoc	63
1998-99	Brent Barry	52
1999-00	Matt Maloney	62
2000-01	Fred Hoiberg	103
2001-02	Trenton Hassell	60
2002-03	Jalen Rose	133
2003-04	Jamal Crawford	165
<b>2004-05</b>	<b>KIRK HINRICH</b>	<b>145</b>
<b>2005-06</b>	<b>BEN GORDON</b>	<b>166</b>
<b>2006-07</b>	<b>BEN GORDON</b>	<b>155</b>
<b>2007-08</b>	<b>BEN GORDON</b>	<b>142</b>

## Rebounding

SEASON	PLAYER	G	REB	AVG
1966-67	Jerry Sloan	80	726	9.1
1967-68	Jim Washington	82	825	10.1
1968-69	Tom Boerwinkle	80	889	11.1
1969-70	Tom Boerwinkle	81	1,016	12.5
1970-71	Tom Boerwinkle	82	1,133	13.8
1971-72	Tom Boerwinkle	80	897	11.2
1972-73	Cliff Ray	73	797	10.9
1973-74	Cliff Ray	80	977	12.2
1974-75	Nate Thurmond	80	904	11.3
1975-76	Tom Boerwinkle	74	792	10.7
1976-77	Artis Gilmore	82	1,070	13.0
1977-78	Artis Gilmore	82	1,071	13.1
1978-79	Artis Gilmore	82	1,043	12.7
1979-80	David Greenwood	82	773	9.4
1980-81	Artis Gilmore	82	828	10.1
1981-82	Artis Gilmore	82	835	10.2
1982-83	David Greenwood	79	765	9.7
1983-84	David Greenwood	78	786	10.1
1984-85	Michael Jordan	82	534	6.5
1985-86	Charles Oakley	77	664	8.6
1986-87	Charles Oakley	82	1,074	13.1
1987-88	Charles Oakley	82	1,066	13.0
1988-89	Horace Grant	79	681	8.6
1989-90	Horace Grant	80	629	7.9
1990-91	Horace Grant	78	659	8.4
1991-92	Horace Grant	81	807	10.0
1992-93	Horace Grant	77	729	9.5
1993-94	Horace Grant	70	769	10.9
1994-95	Scottie Pippen	79	639	8.1
1995-96	Dennis Rodman	64	952	14.9*
1996-97	Dennis Rodman	55	883	16.1*
1997-98	Dennis Rodman	80	1,201	15.0*
1998-99	Tom Kukoc	44	310	7.0
1999-00	Elton Brand	81	810	10.0
2000-01	Elton Brand	74	746	10.1
2001-02	Marcus Fizer	76	427	5.6
2002-03	Donyell Marshall	78	699	9.0
2003-04	Antonio Davis	65	528	8.1
2004-05	Tyson Chandler	80	775	9.7
2005-06	Tyson Chandler	79	714	9.0
2006-07	Ben Wallace	77	821	10.7
2007-08	Ben Wallace	50	441	8.8

## Offensive Rebounds

SEASON	PLAYER	G	ORB	AVG
1973-74	Cliff Ray	80	285	3.6
1974-75	Nate Thurmond	80	259	3.2
1975-76	Mickey Johnson	81	279	3.4
1976-77	Artis Gilmore	82	313	3.8
1977-78	Artis Gilmore	82	318	3.9
1978-79	Artis Gilmore	82	293	3.6
1979-80	David Greenwood	82	223	2.7
1980-81	David Greenwood	82	243	3.0
1981-82	Artis Gilmore	82	224	2.7
1982-83	Dave Corzine	82	243	3.0
1983-84	David Greenwood	78	214	2.7
1984-85	Michael Jordan	78	214	2.7
1985-86	Charles Oakley	77	255	3.3
1986-87	Charles Oakley	82	299	3.6
1987-88	Charles Oakley	82	326	4.0
1988-89	Horace Grant	79	240	3.0
1989-90	Horace Grant	80	236	2.9
1990-91	Horace Grant	78	266	3.4
1991-92	Horace Grant	81	344	4.2
1992-93	Horace Grant	77	341	4.4
1993-94	Horace Grant	70	306	4.4
1994-95	Will Perdue	78	211	2.7
1995-96	Dennis Rodman	64	356	5.6*
1996-97	Dennis Rodman	55	320	5.8*
1997-98	Dennis Rodman	80	421	5.3*
1998-99	Dickey Simpkins	50	110	2.2
1999-00	Elton Brand	81	348*	4.3*
2000-01	Elton Brand	74	285	3.9
2001-02	Marcus Fizer	76	128	1.7
2002-03	Donyell Marshall	78	234*	3.0
2003-04	Antonio Davis	65	158	2.4
2004-05	Tyson Chandler	80	261	3.3
2005-06	Tyson Chandler	79	265	3.4
2006-07	Ben Wallace	77	303	3.9
2007-08	Ben Wallace	50	175	3.5

\* league leader



## Defensive Rebounds

SEASON	PLAYER	G	DRB	AVG
1973-74	Cliff Ray	80	692	8.7
1974-75	Nate Thurmond	80	645	8.1
1975-76	Tom Boerwinkle	74	529	7.1
1976-77	Artis Gilmore	82	757	9.2
1977-78	Artis Gilmore	82	753	9.2
1978-79	Artis Gilmore	82	750	9.1
1979-80	David Greenwood	82	550	6.7
1980-81	Artis Gilmore	82	608	7.4
1981-82	Artis Gilmore	82	611	7.5
1982-83	David Greenwood	79	548	6.9
1983-84	David Greenwood	78	572	7.3
1984-85	Michael Jordan	82	367	4.5
1985-86	Sidney Green	80	450	5.6
1986-87	Charles Oakley	82	775	9.5
1987-88	Charles Oakley	82	740	9.0
1988-89	Michael Jordan	81	503	6.2
1989-90	Michael Jordan	82	422	5.1
1990-91	Scottie Pippen	82	432	5.3
1991-92	Horace Grant	81	463	5.7
1992-93	Scottie Pippen	81	418	5.2
1993-94	Horace Grant	70	463	6.6
1994-95	Scottie Pippen	79	464	5.9
1995-96	Dennis Rodman	64	596	9.3
1996-97	Dennis Rodman	55	563	10.2
1997-98	Dennis Rodman	80	780	9.8
1998-99	Toni Kukoc	44	245	5.6
1999-00	Elton Brand	81	462	5.7
2000-01	Elton Brand	74	461	6.2
2001-02	Marcus Fizer	76	299	3.9
2002-03	Donyell Marshall	78	465	6.0
2003-04	Antonio Davis	65	370	5.7
2004-05	Tyson Chandler	80	514	6.4
2005-06	Tyson Chandler	79	449	5.7
2006-07	Ben Wallace	77	518	6.7
2007-08	Ben Wallace	50	266	5.3

## Assists

SEASON	PLAYER	G	AST	AVG
1966-67	Guy Rodgers	81	908	11.2*
1967-68	Keith Erickson	78	267	3.4
1968-69	Clem Haskins	79	306	3.9
1969-70	Clem Haskins	82	624	7.6
1970-71	Tom Boerwinkle	82	397	4.8
1971-72	Bob Weiss	82	377	4.6
1972-73	Norm Van Lier	80	567	7.1
1973-74	Norm Van Lier	80	548	6.9
1974-75	Norm Van Lier	70	403	5.8
1975-76	Norm Van Lier	76	500	6.6
1976-77	Norm Van Lier	82	636	7.8
1977-78	Norm Van Lier	78	531	6.8
1978-79	Reggie Theus	82	429	5.2
1979-80	Reggie Theus	82	515	6.3
1980-81	Reggie Theus	82	426	5.2
1981-82	Reggie Theus	82	476	5.8
1982-83	Reggie Theus	82	494	5.9
1983-84	Reggie Theus	80	662	8.3
1984-85	Michael Jordan	82	481	5.9
1985-86	Kyle Macy	82	446	5.4
1986-87	John Paxson	82	467	5.7
1987-88	Michael Jordan	82	485	5.9
1988-89	Michael Jordan	81	650	8.0
1989-90	Michael Jordan	82	519	6.3
1990-91	Scottie Pippen	82	511	6.2
1991-92	Scottie Pippen	82	572	7.0
1992-93	Scottie Pippen	81	507	6.3
1993-94	Scottie Pippen	72	403	5.6
1994-95	Scottie Pippen	79	409	5.2
1995-96	Scottie Pippen	77	452	5.9
1996-97	Scottie Pippen	82	467	5.7
1997-98	Toni Kukoc	74	314	4.2
1998-99	Toni Kukoc	44	235	5.3
1999-00	Randy Brown	59	202	3.4
	Ron Artest	72	202	2.8
2000-01	Fred Hoiberg	74	263	3.9
2001-02	Trenton Hassell	78	172	2.2
2002-03	Jalen Rose	82	395	4.8
2003-04	<b>KIRK HINRICH</b>	<b>76</b>	<b>517</b>	<b>6.8</b>
2004-05	<b>KIRK HINRICH</b>	<b>77</b>	<b>494</b>	<b>6.4</b>
2005-06	<b>KIRK HINRICH</b>	<b>81</b>	<b>514</b>	<b>6.3</b>
2006-07	<b>KIRK HINRICH</b>	<b>80</b>	<b>500</b>	<b>6.3</b>
2007-08	<b>KIRK HINRICH</b>	<b>75</b>	<b>452</b>	<b>6.0</b>

## Steals

SEASON	PLAYER	G	STL	AVG
1973-74	Jerry Sloan	77	183	2.38
1974-75	Jerry Sloan	78	171	2.19
1975-76	Norm Van Lier	76	150	1.97
1976-77	Wilbur Holland	79	169	2.14
1977-78	Wilbur Holland	82	164	2.00
1978-79	Wilbur Holland	82	122	1.49
1979-80	Ricky Sobers	82	136	1.66
1980-81	Reggie Theus	82	122	1.49
1981-82	Reggie Theus	82	87	1.06
1982-83	Reggie Theus	82	143	1.74
1983-84	Emis Whitley	80	119	1.49
1984-85	Michael Jordan	82	196	2.39
1985-86	Gene Banks	82	81	0.99
	Kyle Macy	82	81	0.99
1986-87	Michael Jordan	82	236	2.88
1987-88	Michael Jordan	82	259	3.16*
1988-89	Michael Jordan	81	234	2.89
1989-90	Michael Jordan	82	227	2.77*
1990-91	Michael Jordan	82	223	2.72
1991-92	Michael Jordan	80	182	2.28
1992-93	Michael Jordan	78	221	2.83*
1993-94	Scottie Pippen	72	211	2.93
1994-95	Scottie Pippen	79	232	2.94
1995-96	Michael Jordan	82	180	2.20
1996-97	Scottie Pippen	82	154	1.88
1997-98	Michael Jordan	82	141	1.72
1998-99	Randy Brown	39	68	1.74
1999-00	Ron Artest	72	119	1.65
2000-01	Ron Artest	76	152	2.00
2001-02	Trenton Hassell	78	55	0.71
2002-03	Donyell Marshall	78	95	1.22
2003-04	Jamal Crawford	80	111	1.39
2004-05	<b>KIRK HINRICH</b>	<b>77</b>	<b>122</b>	<b>1.58</b>
2005-06	<b>KIRK HINRICH</b>	<b>81</b>	<b>94</b>	<b>1.16</b>
2006-07	Ben Wallace	77	111	1.44
2007-08	Ben Wallace	50	69	1.38

## Blocked Shots

SEASON	PLAYER	G	BLK	AVG
1973-74	Cliff Ray	80	173	2.16
1974-75	Nate Thurmond	80	195	2.44
1975-76	Mickey Johnson	81	66	0.81
1976-77	Artis Gilmore	82	203	2.48
1977-78	Artis Gilmore	82	181	2.21
1978-79	Artis Gilmore	82	156	1.90
1979-80	David Greenwood	82	129	1.57
1980-81	Artis Gilmore	82	198	2.41
1981-82	Artis Gilmore	82	221	2.70
1982-83	Dave Corzine	82	109	1.33
1983-84	Dave Corzine	82	120	1.46
1984-85	Jawann Oldham	63	127	2.02
1985-86	Jawann Oldham	52	134	2.58
1986-87	Michael Jordan	82	125	1.52
1987-88	Michael Jordan	82	131	1.60
1988-89	Brad Sellers	80	69	0.86
1989-90	Michael Jordan	82	101	1.23
1990-91	Scottie Pippen	82	93	1.13
1991-92	Horace Grant	81	131	1.62
1992-93	Horace Grant	77	96	1.25
1993-94	Horace Grant	70	84	1.20
1994-95	Scottie Pippen	79	89	1.13
1995-96	Luc Longley	62	84	1.35
1996-97	Luc Longley	59	66	1.12
1997-98	Luc Longley	58	62	1.07
1998-99	Ron Harper	35	35	1.00
1999-00	Elton Brand	81	132	1.63
2000-01	Elton Brand	74	118	1.59
2001-02	Tyson Chandler	71	93	1.31
2002-03	Tyson Chandler	75	106	1.41
2003-04	Eddy Curry	73	83	1.14
2004-05	Tyson Chandler	80	141	1.76
2005-06	Tyson Chandler	79	104	1.32
2006-07	Ben Wallace	77	156	2.03
2007-08	Ben Wallace	50	80	1.60

\* league leader



# BULLS SELECT SCORING CIRCLE

## Bulls Select Scoring Circle

PTS.	PLAYER	OPP.	DATE	FG-FGA	FT-FTA	PTS.	PLAYER	OPP.	DATE	FG-FGA	FT-FTA
69*	M. Jordan	at CLE	03/28/90	23-37	21-23	47	M. Jordan	at UT	12/02/87	17-27	13-16
64*	M. Jordan	vs. ORL	01/16/93	27-49	9-11	47	M. Jordan	at NY	04/19/88	18-27	11-13
63**	M. Jordan	at BOS (PO)	04/20/86	22-41	19-21	47	M. Jordan	at IND	04/13/89	17-30	13-14
61*	M. Jordan	at DET	03/04/87	22-39	17-18	47	M. Jordan	vs. NY (PO)	05/14/89	12-18	23-28
61	M. Jordan	vs. ATL	04/16/87	22-38	17-21	47	M. Jordan	vs. MIA	04/01/90	20-29	6-9
59	M. Jordan	at DET	04/03/88	21-27	17-19	47	M. Jordan	vs. DET (PO)	05/26/90	17-32	11-13
58	M. Jordan	vs. NJ	02/26/87	16-25	26-27	47	M. Jordan	at WAS	03/20/93	16-27	13-15
57	M. Jordan	vs. WAS	12/23/92	22-37	7-8	47	M. Jordan	vs. MIL	04/16/93	15-25	17-21
56	C. Walker	vs. CIN	02/06/72	22-30	12-13	47	S. Pippen	vs. DEN	02/18/97	19-27	7-7
56	M. Jordan	vs. PHI	03/24/87	22-32	12-15	47	M. Jordan	vs. ATL	12/27/97	18-26	11-13
56	M. Jordan	at MIA (PO)	04/29/92	20-30	16-18	46**	R. Theus	at BOS	02/22/82	16-33	12-13
55	M. Jordan	vs. CLE (PO)	05/01/88	24-45	7-7	46	M. Jordan	at POR	03/22/87	14-26	18-20
55	M. Jordan	vs. PHO (PO)	06/16/93	21-37	13-18	46	M. Jordan	at CLE	02/21/88	16-31	14-15
55	M. Jordan	at NY	03/28/95	21-37	10-11	46	M. Jordan	vs. BOS	04/24/88	16-25	14-15
55	M. Jordan	at WAS (PO)	04/27/97	22-35	10-10	46	M. Jordan	vs. DET (PO)	05/27/89	16-26	14-15
54	M. Jordan	vs. CLE	11/03/89	19-31	15-17	46	M. Jordan	vs. MIL	04/15/91	17-27	12-14
54*	M. Jordan	at LAL	11/20/92	21-39	11-14	46	M. Jordan	at PHI (PO)	05/10/91	20-34	6-9
53	M. Jordan	vs. NY (PO)	05/31/93	18-30	12-14	46	M. Jordan	at MIL	11/02/91	19-29	7-7
53	M. Jordan	vs. POR	01/08/87	20-34	13-16	46	M. Jordan	vs. CLE	02/17/92	21-32	4-5
53	M. Jordan	vs. IND	04/12/87	19-27	15-18	46	M. Jordan	vs. MIA (PO)	04/24/92	21-34	4-4
53	M. Jordan	vs. PHO	01/21/89	20-28	13-15	46	M. Jordan	at POR (PO)	06/12/92	14-23	16-19
53	M. Jordan	vs. DET	03/07/96	21-28	9-10	46	M. Jordan	at WAS	01/15/96	16-31	11-11
52	M. Jordan	vs. CLE	12/17/87	20-31	12-12	46	M. Jordan	at NY (PO)	05/11/96	17-35	10-13
52	M. Jordan	vs. POR	02/26/88	21-34	10-12	45	M. Jordan	vs. SA	11/13/84	18-27	8-11
52	M. Jordan	at BOS	11/09/88	18-33	14-16	45	M. Jordan	vs. CLE	12/27/84	20-33	5-5
52	M. Jordan	at PHI	11/16/88	24-29	4-4	45	M. Jordan	vs. ATL	01/26/85	17-24	11-11
52	M. Jordan	at DEN	11/26/88	19-27	11-14	45	G. Gervin	at DAL	01/27/86	15-29	15-16
52	M. Jordan	at ORL	12/20/89	20-37	10-10	45	M. Jordan	at UT	12/03/86	17-33	11-13
52	M. Jordan	vs. CHA	03/12/93	21-35	8-9	45	M. Jordan	vs. SEA	02/13/87	14-28	17-19
52	M. Jordan	at WAS	03/19/92	19-30	12-15	45	M. Jordan	vs. UT	01/09/88	17-23	11-14
51	M. Jordan	vs. NY	01/21/97	18-30	10-11	45	M. Jordan	at MIN	11/08/89	15-24	14-14
50	M. Jordan	at NY	11/01/86	15-31	20-22	45	M. Jordan	at CHA	01/12/90	19-28	7-9
50	M. Jordan	at MIL	04/13/87	16-31	18-22	45	M. Jordan	vs. IND	03/10/90	17-27	10-10
50	M. Jordan	vs. BOS	03/18/88	19-32	11-11	45	M. Jordan	at BOS	04/20/90	21-29	3-3
50	M. Jordan	vs. CLE (PO)	04/28/88	19-35	12-12	45	M. Jordan	vs. PHI (PO)	05/09/90	18-36	8-8
50	M. Jordan	vs. MIL	02/16/89	16-26	17-18	45	M. Jordan	at PHI (PO)	05/13/90	16-31	12-13
50	M. Jordan	vs. CLE (PO)	05/05/89	14-28	22-27	45	M. Jordan	at MIL	12/09/95	16-28	13-16
50	M. Jordan	vs. DEN	03/24/92	18-31	12-13	45	M. Jordan	at ORL (PO)	05/27/96	16-23	10-14
50	M. Jordan	at MIA	11/06/96	18-33	13-14	45	M. Jordan	vs. CLE	12/28/96	13-25	19-20
50	J. Crawford	at TOR	04/11/04	18-34	8-11	45	M. Jordan	at SEA	02/02/97	19-28	5-6
49	B. Love	vs. MIL	02/04/73	19-33	11-13	45	M. Jordan	vs. HOU	01/18/98	16-29	11-12
49	B. Love	vs. KC	02/06/73	16-28	17-20	45	M. Jordan	at UT (PO)	06/14/98	15-35	12-15
49*	M. Jordan	vs. DET	02/12/85	19-31	11-13	44*	C. Walker	vs. CIN at Omaha	03/16/70	16-31	12-12
49*	M. Jordan	at BOS (PO)	04/17/86	18-36	13-15	44*	C. Walker	vs. DET	02/19/71	14-20	16-16
49	M. Jordan	at PHI	01/30/87	19-35	11-12	44	B. Love	vs. SF at SD	03/05/71	17-32	10-14
49	M. Jordan	at PHI	03/11/87	19-34	10-11	44	B. Love	at CLE	02/04/73	15-28	14-17
49*	M. Jordan	vs. DET	11/21/87	17-38	15-17	44	O. Dailey	at NY	04/02/84	17-26	9-9
49*	M. Jordan	vs. SAC	02/19/88	19-27	11-14	44	Q. Woolridge	vs. PHO	01/25/86	18-27	7-10
49	M. Jordan	at PHI	03/23/88	20-35	9-12	44	M. Jordan	vs. IND	12/27/86	20-29	4-4
49*	M. Jordan	at ORL	02/14/90	21-43	7-10	44	M. Jordan	at HOU	03/16/87	15-28	14-14
49*	M. Jordan	vs. NY	03/30/90	20-34	8-9	44	M. Jordan	vs. HOU	12/12/87	16-28	12-12
49	M. Jordan	at PHI (PO)	05/11/90	19-34	7-9	44	M. Jordan	vs. MIL	04/17/88	17-29	10-14
49	M. Jordan	at GS	11/24/92	18-30	12-14	44	M. Jordan	at CLE (PO)	05/05/88	18-25	8-9
49**	M. Jordan	at LAC	11/21/97	18-38	13-19	44	M. Jordan	vs. CLE (PO)	05/03/89	18-34	7-9
48	M. Jordan	vs. BOS	11/14/86	17-33	13-14	44	M. Jordan	at CLE (PO)	05/07/89	17-32	9-13
48	M. Jordan	at ATL	01/10/89	17-29	14-16	44	M. Jordan	vs. GS	01/18/90	17-30	3-3
48	M. Jordan	at MIL (PO)	05/01/90	20-35	7-9	44	M. Jordan	at SA	02/03/90	17-32	8-8
48	M. Jordan	at CHA (PO)	04/28/95	18-32	11-11	44	M. Jordan	vs. ORL	04/02/91	17-26	10-12
48	M. Jordan	at PHI	01/13/96	18-28	7-7	44	M. Jordan	at BOS	11/06/91	16-26	9-9
<b>48*</b>	<b>B. GORDON</b>	<b>AT MIL</b>	<b>03/04/07</b>	<b>18-32</b>	<b>6-7</b>	44	M. Jordan	at MIL	01/03/92	19-29	6-8
47	B. Love	vs. MIL at Madison	03/15/70	20-27	7-8	44	M. Jordan	vs. CLE	03/28/92	21-32	2-2
47	M. Jordan	vs. DET	01/03/87	16-35	15-17	44	M. Jordan	vs. PHO	03/30/93	19-31	6-7
47	M. Jordan	vs. PHI	01/17/87	17-34	13-14	44	M. Jordan	vs. PHO (PO)	06/13/93	19-43	3-6

\* OT game \*\* 2 OT game

RECORDS



## Bulls Select Scoring Circle

PTS.	PLAYER	OPP.	DATE	FG-FGA	FT-FTA
44	M. Jordan	at IND	02/18/96	16-29	9-10
44	M. Jordan	vs. NY (PO)	05/05/96	17-35	9-9
44	M. Jordan	at UT	11/23/96	17-32	10-12
44	M. Jordan	vs. MIL	01/02/98	15-22	13-15
44	M. Jordan	at NY	01/09/98	17-33	9-10
44	M. Jordan	vs. NY	04/18/98	11-24	22-24
44	E. Brand	vs. WAS	04/13/00	16-21	12-15
44**	J. Rose	at HOU	03/16/02	18-34	5-5
43	J. Sloan	at MIL	03/05/69	19-36	5-6
43	M. Jordan	at PHO	12/05/86	15-37	13-17
43	M. Jordan	at SA	12/06/86	18-33	7-7
43	M. Jordan	vs. CLE	12/23/86	18-33	7-7
43	M. Jordan	vs. HOU	01/15/87	17-43	8-9
43	M. Jordan	vs. SAC	02/16/87	13-30	17-18
43	M. Jordan	vs. CLE	02/22/87	16-29	11-15
43	M. Jordan	vs. CLE	12/27/88	18-30	6-6
43	M. Jordan	vs. ORL	01/05/90	19-31	3-3
43	M. Jordan	vs. MIL	02/27/90	13-25	17-19
43	M. Jordan	vs. UT	03/08/90	12-29	19-22
43	M. Jordan	vs. SAC	03/24/90	16-28	9-10
43	M. Jordan	at DAL	04/07/90	15-26	10-13
43	S. Pippen	vs. CHA	02/23/91	16-17	11-15
43	M. Jordan	at PHI	03/24/93	20-29	1-2
43	M. Jordan	vs. CLE (PO)	05/11/93	16-30	11-11
43	M. Jordan	vs. CHA	02/11/97	16-24	10-14
42	D. Kojis	at LAL	02/12/67	17-27	8-12
42	B. Boozer	at LAL	10/27/67	16-29	10-12
42	B. Love	at BAL	12/25/70	16-28	10-11
42*	N. Van Lier	at SEA	01/12/75	18-32	6-8
42	A. Gilmore	vs. KC	03/18/77	11-14	20-25
42	R. Theus	vs. UT	11/19/82	17-24	8-11
42	M. Jordan	at NY	01/05/85	16-25	10-11
42	M. Jordan	at BOS (PO)	04/26/87	14-29	12-14
42	M. Jordan	vs. BOS	01/12/88	19-35	4-5
42	M. Jordan	vs. PHO	01/22/88	17-25	8-8
42	M. Jordan	at NJ	11/12/88	17-31	8-12
42	M. Jordan	vs. LAL	12/20/88	11-23	18-22
42	M. Jordan	vs. BOS	01/15/89	13-23	16-17
42	M. Jordan	vs. NY	01/12/90	10-17	18-20
42	M. Jordan	vs. DET (PO)	05/28/90	13-26	16-19
42	M. Jordan	vs. GS	12/27/90	17-25	7-7
42	M. Jordan	at NJ	03/28/91	16-26	10-11
42	M. Jordan	vs. NY (PO)	05/17/92	15-29	12-13
42	M. Jordan	at SA	01/24/93	16-35	10-11
42	M. Jordan	at PHO (PO)	06/11/93	18-36	4-5
42	M. Jordan	vs. CHA	11/03/95	16-29	7-9
42	M. Jordan	at NY	03/08/98	17-33	7-9
42	J. Crawford	vs. WAS	12/27/03	16-27	5-5
41	F. Robinson	vs. LAL (PO)	03/27/68	18-33	5-8
41	B. Love	vs. MIL	12/28/71	14-25	13-13
41	B. Love	at BOS	12/28/72	17-32	7-10
41**	A. Gilmore	at NY	03/24/79	15-26	11-18
41	R. Theus	at DET	11/03/82	14-26	12-13
41	M. Jordan	vs. BOS	02/05/85	14-25	13-14
41	M. Jordan	at CLE	11/02/86	16-31	9-12
41	M. Jordan	at LAL	11/28/86	19-43	3-4
41	M. Jordan	at ATL	12/10/86	15-25	11-12
41	M. Jordan	at MIL	12/12/86	16-24	9-11
41	M. Jordan	vs. NJ	12/16/86	13-29	15-18
41	M. Jordan	at IND	12/18/86	15-27	11-12

PTS.	PLAYER	OPP.	DATE	FG-FGA	FT-FTA
41*	M. Jordan	vs. LAC	01/03/89	15-30	11-15
41	M. Jordan	vs. DAL	12/12/89	18-29	3-4
41	M. Jordan	vs. CLE	03/23/90	18-32	5-6
41	M. Jordan	at BOS	11/09/90	17-25	7-8
41	M. Jordan	vs. NJ	01/08/91	18-28	4-5
41	M. Jordan	vs. PHI	04/07/91	16-27	9-14
41	M. Jordan	at CHA	04/19/91	15-22	11-13
41	S. Pippen	at MIL	02/28/92	17-24	7-7
41	M. Jordan	vs. PHO (PO)	06/18/93	16-29	7-10
41	M. Jordan	vs. DAL	12/29/97	16-29	9-11
41	M. Jordan	at MIN	04/03/98	16-25	7-8
41	M. Jordan	vs. IND (PO)	05/19/98	13-22	15-18
<b>41</b>	<b>B. GORDON</b>	<b>VS. PHO</b>	<b>01/02/07</b>	<b>13-25</b>	<b>13-14</b>
40	B. Boozer	at NY	12/25/66	15-23	10-10
40	B. Love	at NY	02/06/71	16-32	8-8
40	B. Love	vs. BOS	11/20/71	18-32	4-5
40	B. Love	vs. CLE	12/07/71	16-28	8-11
40	B. Love	at PHI	01/05/72	19-38	2-6
40	B. Love	vs. NO	01/06/76	13-23	14-17
40	R. Theus	vs. CLE	11/04/82	16-22	8-9
40	R. Theus	vs. DET	11/20/82	18-26	4-8
40	M. Jordan	at PHI	04/05/85	13-21	14-15
40	M. Jordan	vs. NY	11/21/86	14-26	12-15
40	M. Jordan	at GS	11/29/86	11-30	18-19
40	M. Jordan	at SEA	12/02/86	13-30	14-15
40	M. Jordan	vs. DEN	12/09/86	16-30	8-9
40	M. Jordan	at LAC	03/19/87	14-23	11-11
40	M. Jordan	at SAC	03/21/87	13-25	14-15
40	M. Jordan	at NJ	03/26/87	14-30	12-14
40	M. Jordan	at SA	12/05/87	15-22	10-12
40	M. Jordan	vs. NY	04/08/88	13-24	14-18
40	M. Jordan	vs. SAC	02/02/89	15-21	10-12
40*	M. Jordan	vs. DET	04/07/89	11-18	18-21
40	M. Jordan	at ATL	04/09/89	13-29	14-14
40	M. Jordan	vs. NY (PO)	05/13/89	14-25	11-13
40	M. Jordan	vs. NY (PO)	05/19/89	14-22	11-12
40	M. Jordan	vs. DET	11/07/89	13-24	14-17
40	M. Jordan	at UT	11/15/89	12-26	16-19
40	M. Jordan	at PHI	01/09/91	16-27	8-11
40	M. Jordan	vs. WAS	02/19/91	15-27	10-10
40	M. Jordan	at DET	04/12/91	13-24	13-15
40	M. Jordan	vs. GS	11/05/91	17-22	5-8
40**	M. Jordan	at POR	11/29/91	16-39	8-10
40	M. Jordan	at MIA	01/08/92	17-27	6-9
40	M. Jordan	at NJ	03/17/92	16-32	8-12
40	M. Jordan	at PHO	11/22/92	16-27	8-8
40	M. Jordan	vs. IND	02/10/93	16-27	7-9
40	M. Jordan	vs. NJ	04/02/93	16-24	8-9
40	S. Pippen	vs. LAL	03/11/95	16-26	4-5
40	M. Jordan	at GS	02/07/96	15-31	10-13
40	S. Pippen	at IND	02/18/96	14-26	8-10
40	M. Jordan	vs. MIA	04/04/96	13-24	13-16
40	M. Jordan	vs. CHA	04/08/96	13-27	13-19
40	M. Jordan	at LAC	11/25/96	14-26	11-12
40	M. Jordan	at MIL	12/03/96	13-27	14-17
40	M. Jordan	vs. SEA	01/13/98	12-27	16-18
40	M. Jordan	at UT	02/04/98	17-37	5-6
40	M. Jordan	at HOU	04/05/98	18-31	4-4
<b>40</b>	<b>B. GORDON</b>	<b>VS. MIA</b>	<b>12/27/06</b>	<b>11-17</b>	<b>17-19</b>

\* OT game \*\* 2 OT game



# ALL-TIME SINGLE GAME REBOUNDING BESTS

## All-Time Single-Game Rebounding Bests

RBS.	PLAYER	DATE	OPPONENT	RBS.	PLAYER	DATE	OPPONENT
37	T. Boerwinkle	01/08/70	vs. PHO	22	D. Rodman	11/06/96	at MIA
35	C. Oakley	04/22/88	vs. CLE	22	D. Rodman	11/11/96	vs. PHO
33*	T. Boerwinkle	03/09/71	vs. MIL	22	D. Rodman	12/25/96	vs. DET
29	M. Landsberger	01/28/79	at DEN	22	D. Rodman	01/03/97	vs. ORL
29	D. Rodman	12/27/97	vs. ATL	22	D. Rodman	11/03/97	vs. SA
28	T. Boerwinkle	11/13/71	vs. HOU	22	D. Rodman	01/27/98	at VAN
28	A. Gilmore	12/22/78	vs. SA	22	D. Rodman	01/30/98	vs. GS
27	J. Washington	03/15/69	vs. SEA	22	D. Rodman	03/12/98	at DAL
27	D. Rodman	12/29/97	vs. DAL	22	T. Chandler	02/15/03	vs. DEN
27	B. Wallace	12/15/07	vs. MIL	22	T. Chandler	10/31/03	vs. ATL
26	A. Gilmore	11/11/77	at NJ	22	T. Chandler	04/06/05	at ORL
26	A. Gilmore	12/13/77	vs. DEN	21	T. Boerwinkle	02/03/69	at BAL
26*	C. Oakley	03/15/86	vs. MIL	21	J. Washington	02/07/69	vs. NY
26	D. Rodman	01/10/97	at MIL	21	T. Boerwinkle	11/28/69	vs. SD
25	T. Boerwinkle	04/11/76	at MIL	21*	J. Sloan	11/30/69	at LAL
25	A. Gilmore	02/11/78	vs. KC	21*	T. Boerwinkle	01/10/70	vs. LAL
25*	A. Gilmore	12/12/81	vs. PHI	21	T. Boerwinkle	02/01/70	vs. CIN
25	D. Rodman	12/23/97	vs. LAC	21	T. Boerwinkle	02/02/71	vs. SEA
24	J. Washington	01/17/67	vs. BOS	21	T. Boerwinkle	02/14/71	vs. CLE
24	T. Boerwinkle	01/11/69	vs. SEA	21	T. Boerwinkle	02/16/71	vs. ATL
24	T. Boerwinkle	11/15/69	vs. SF	21	C. Ray	12/03/71	vs. NY
24	T. Boerwinkle	11/26/69	at DET	21	J. Sloan	01/22/72	vs. HOU
24	T. Boerwinkle	12/15/70	vs. BAL	21	C. Ray	01/12/73	vs. LAL
24	T. Boerwinkle	04/16/75	vs. KC (PO)	21	M. Johnson	11/28/75	vs. MIL
24	C. Oakley	11/18/87	at WAS	21*	T. Boerwinkle	04/03/76	vs. DET
24	D. Rodman	02/27/96	vs. MIN	21	A. Gilmore	12/17/76	vs. SA
24	D. Rodman	12/20/97	at NJ	21	A. Gilmore	03/25/77	vs. NY
23	J. Washington	01/05/68	vs. NY at PHI	21	A. Gilmore	03/27/77	vs. CLE
23	T. Boerwinkle	01/06/70	vs. LAL at KC	21	A. Gilmore	01/17/78	vs. IND
23	T. Boerwinkle	03/20/70	vs. BAL	21	A. Gilmore	03/31/78	vs. DET
23	T. Boerwinkle	03/13/71	vs. PHO	21	D. Greenwood	02/26/82	at ATL
23	T. Boerwinkle	03/18/71	vs. SF	21	D. Greenwood	03/06/83	vs. IND
23	A. Gilmore	02/08/77	vs. SA	21	C. Oakley	11/28/86	at LAL
23	A. Gilmore	12/16/77	vs. PHI	21	C. Oakley	03/31/87	vs. WAS
23	M. Landsberger	11/10/78	at DET	21*	C. Oakley	04/10/87	at PHI
23	H. Grant	11/19/93	at LAL	21	C. Oakley	11/07/87	vs. PHI
23	D. Rodman	02/02/96	at LAL	21	C. Oakley	04/15/88	at NJ
23	D. Rodman	02/18/96	at IND	21	C. Oakley	04/24/88	vs. BOS
23	D. Rodman	12/14/96	vs. CHA	21	D. Rodman	12/08/95	vs. SA
22	T. Boerwinkle	11/25/69	vs. DET at KC	21	D. Rodman	12/09/95	at MIL
22	T. Boerwinkle	01/16/70	vs. SEA at KC	21	D. Rodman	12/30/95	vs. ATL
22	T. Boerwinkle	10/17/70	at NY	21	D. Rodman	01/16/96	vs. PHI
22	T. Boerwinkle	12/11/70	vs. ATL	21	D. Rodman	02/01/96	at SAC
22	T. Boerwinkle	12/20/70	at CLE	21	D. Rodman	05/19/96	vs. ORL (PO)
22	T. Boerwinkle	12/10/71	vs. BAL	21	D. Rodman	12/30/96	vs. IND
22	C. Ray	12/15/73	vs. HOU	21	D. Rodman	03/25/97	vs. DAL
22	C. Ray	02/24/74	at LAL	21	D. Rodman	12/15/97	vs. PHO
22	A. Gilmore	12/08/77	vs. NJ	21	D. Rodman	01/02/98	vs. MIL
22*	A. Gilmore	01/31/78	vs. ATL	21	D. Rodman	05/13/98	vs. CHA (PO)
22*	M. Landsberger	01/30/79	vs. SA	21	E. Brand	02/20/01	vs. MIL
22	D. Corzine	01/21/82	vs. BOS	21	T. Chandler	12/04/04	at WAS
22	D. Corzine	12/27/82	at WAS	21	T. Chandler	04/09/05	vs. TOR
22	D. Corzine	01/21/83	vs. BOS	21	T. Chandler	03/24/06	vs. NO/OKC
22	D. Greenwood	01/07/84	vs. WAS				

\* OT Game

RECORDS

# MOST INDIVIDUAL POINTS AGAINST BULLS



## Most Individual Points Against Bulls

POINTS	PLAYER	DATE	BULLS OPP.	FG-FGA	FT-FTA
68	Wilt Chamberlain	12/16/67	vs. PHI	30-40	8-22
57	Lou Hudson	11/10/69	vs. ATL (at Auburn, Ala.)	25-34	7-8
57	Adrian Dantley	12/04/82	at UT	20-27	17-22
57	Dominique Wilkins	12/10/86	at ATL	19-28	19-21
57	Jerry Stackhouse	04/03/01	vs. DET	21-36	11-13
56	Kelly Tripucka	01/29/83	at DET	18-26	20-22
54	Dave Bing	02/21/71	at DET	22-38	10-10
52	Tracy McGrady	02/21/03	at ORL	15-32	16-20
52	Rick Barry	02/16/67	vs. SF (at Fresno)	18-40	16-19
52	Michael Redd	03/04/07	at MIL	18-32	8-9
50*	Jamal Mashburn	11/13/94	vs. DAL	19-31	9-13
48*	Rick Barry (OT)	02/05/67	vs. SF	17-50	14-16
47	Adrian Dantley	02/05/80	at UT	15-23	17-17
45	Elgin Baylor	10/19/66	vs. LA	17-27	11-12
45	Moses Malone	11/13/79	vs. PHI	17-25	11-13
45*	Adrian Dantley	11/21/87	vs. DET	13-17	19-22
44	Wally Szczerbiak	04/13/03	at MIN	19-26	0-0
44	Kareem Abdul Jabbar	02/20/72	at MIL	16-30	12-15
44	Kareem Abdul Jabbar (PO)	04/18/74	vs. MIL	20-29	4-4
44	Rick Barry	10/25/77	vs. GS	17-30	10-11
44	George Gervin	11/26/82	at SA	17-31	10-12
44	Larry Bird	04/21/88	at BOS	19-29	6-6
44	Reggie Miller	01/10/90	at IND	13-22	14-15
44	Bernard King	11/03/90	at WAS	14-30	16-21
44	Allen Iverson	04/07/97	vs. PHI	16-32	6-8
43	Rick Barry	10/20/66	vs. SF (at San Jose)	13-29	17-18
43	Oscar Robertson	01/07/67	at CIN	13-21	17-18
43	Oscar Robertson	03/13/67	vs. CIN	14-18	15-15
43	Gail Goodrich	02/21/69	at PHO	18-37	7-7
43	Jeff Mullins	01/24/72	vs. GS	18-22	7-9
43	Rick Barry	03/02/74	at GS	18-25	7-7
43	Toby Knight	12/15/78	vs. NY	19-30	5-6
43	Dominique Wilkins	12/21/91	vs. ATL	16-26	1-12
43	Danny Manning	01/21/93	vs. LAC	21-31	1-3
43	Allen Iverson	01/17/01	at PHI	15-25	11-12
43	Kobe Bryant	11/20/05	at LAL	17-34	8-12
43	Paul Pierce	12/02/05	at BOS	12-21	14-18
43	Vince Carter	04/11/06	vs. NJ	12-27	13-17
43	J.R. Smith	02/22/08	vs. DEN	15-25	5-8
42	Allen Iverson	04/15/03	vs. PHI	11-28	17-18
42	Elgin Baylor	02/27/70	at LA	19-29	4-5
42*	Tom Van Arsdale	03/16/70	vs. CIN (at Omaha)	19-32	4-6
42	Nate Archibald	12/01/71	at CIN	16-22	10-13
42	Charlie Scott	01/24/72	at PHO	15-27	12-15
42	Nate Archibald	02/10/73	at KC	16-33	10-11
42	Nate Archibald	10/10/73	at KC	16-23	10-11
42	Bernard King	01/14/84	vs. NY	18-26	6-9
42	Moses Malone	02/25/86	vs. PHI	13-25	16-16
42	Dominique Wilkins	03/07/86	vs. ATL	14-32	14-15
42	Clyde Drexler	02/26/88	vs. POR	18-33	5-6
42	Patrick Ewing	04/08/88	vs. NY	16-20	10-13
42	Charles Barkley	11/16/88	at PHI	18-25	6-8
42	Dominique Wilkins	12/08/92	at ATL	9-22	23-23
42	Glenn Robinson	01/02/98	vs. MIL	17-29	5-6
42	Gilbert Arenas	12/10/05	at WAS	11-22	16-20
41	Nate Thurmond	11/19/68	vs. SF	17-27	7-7
41	Earl Monroe	03/21/69	vs. BAL	20-33	1-3
41	Oscar Robertson	11/21/69	at CIN	15-20	11-14
41	Kareem Abdul Jabbar	12/04/71	at MIL	15-24	11-16
41	Bob McAdoo	10/26/74	at BUF	17-26	7-7
41	John Williamson	01/17/78	vs. BUF	18-28	5-5
41	Moses Malone	01/14/81	at HOU	17-27	7-9
41***	Jim Paxson	03/16/84	at POR	16-33	8-10
41	Bernard King	03/01/85	vs. NY	17-31	7-8
41	Kelly Tripucka	02/24/86	vs. DET	17-26	4-5
41	Larry Bird	03/27/87	vs. BOS	17-29	6-6
41	Dominique Wilkins	01/19/88	at ATL	17-34	7-10
41	Shaquille O'Neal	11/19/99	at LAL	11-13	19-21
41	Rick Barry	11/29/66	at SF	14-30	12-15
41	Oscar Robertson	01/03/67	vs. CIN	15-27	10-10
41	Dave Bing	12/06/67	at DET	17-31	6-8
41	Oscar Robertson	02/02/68	vs. CIN	12-23	16-17
41	Elvin Hayes	11/12/68	vs. SD	15-29	10-16
41	Don Kojis	12/03/69	at SD	17-19	6-6
41	Walt Hazzard	01/18/70	at ATL	18-25	4-5
41	Rick Barry	01/11/75	at GS	19-43	2-2
41	Rick Barry	01/31/75	vs. GS	17-30	6-7
41	Bob McAdoo	02/16/75	vs. BUF	16-36	8-8
41	Pete Maravich	03/13/76	vs. NO	14-27	12-12
41	Truck Robinson	12/09/80	vs. PHO	18-25	4-5
41	Darrell Griffith	03/09/85	vs. UT	15-29	9-11
41	Jeff Malone	01/19/86	at WAS	15-21	10-12
41	Charles Barkley	01/30/87	at PHI	12-17	16-22
41	Reggie Miller	03/02/91	at IND	14-20	11-13
41	Ron Seikaly	02/13/90	at MIA	15-23	10-15
41	Karl Malone	02/01/93	at UT	14-18	12-15
41**	Dee Brown	04/22/94	vs. BOS	12-22	14-15
41	Sam Cassell	03/03/01	at MIL	18-24	2-2
41	Joe Johnson	01/28/06	vs. ATL	16-25	4-4
41	Baron Davis	01/18/08	vs. GS	13-23	6-8

\* OT Game \*\* 2 OT Game \*\*\*\* 4 OT Game



# BULLS ALL-TIME TRIPLE DOUBLES

## All-Time Triple-Doubles

PLAYER	OPPONENT	DATE	PTS-REB-AST
G. Rodgers	vs. SF	10/18/66	22-10-21
G. Rodgers	vs. BOS	01/17/67	13-10-10
J. Sloan	at PHI	11/25/67	22-16-13
J. Sloan	at PHO	12/05/69	21-13-11
T. Boerwinkle	vs. LA	01/10/70	14-21-10
C. Haskins	vs. DET	03/14/70	24-10-15
T. Boerwinkle	at POR	01/21/71	10-16-10
T. Boerwinkle	vs. SEA	02/02/71	13-21-10
N. Van Lier	vs. NY	02/17/72	21-11-14
C. Ray	at POR	12/22/72	10-12-10
N. Van Lier	vs. GS	02/11/73	12-11-15
N. Van Lier	vs. BOS	12/08/73	26-13-11
N. Thurmond*	vs. ATL	10/18/74	22-14-13
N. Thurmond	at BUF	10/26/74	11-11-10
T. Boerwinkle	at BUF	04/01/75	12-11-11
T. Boerwinkle	vs. LA	01/13/76	21-18-11
M. Johnson	vs. HOU	12/02/78	14-10-10
M. Johnson	vs. CLE	12/16/78	19-12-10
M. Johnson	vs. POR	02/20/79	13-12-12
M. Johnson	at NY	03/24/79	33-13-10
W. Holland	at DET	04/08/79	18-11-11
R. Theus	vs. PHI	11/17/79	28-17-10
M. Jordan	vs. DEN	01/14/85	35-14-15
M. Jordan	vs. NY	03/01/85	21-10-10
M. Jordan	vs. MIL	03/17/85	32-11-16
G. Banks	vs. HOU	02/01/86	18-10-10
C. Oakley	vs. PHI	02/10/87	20-12-11
C. Oakley	vs. NY	03/29/87	15-14-10
M. Jordan	vs. NJ	01/02/88	25-10-10
M. Jordan	vs. DET	01/16/88	36-10-10
M. Jordan	vs. LAC	01/03/89	41-10-11
S. Pippen	vs. LAC	01/03/89	15-10-12
M. Jordan	vs. DEN	01/13/89	38-12-11
M. Jordan	vs. DET	01/31/89	21-12-10
M. Jordan	vs. IND	03/13/89	21-14-14
M. Jordan	at SEA	03/25/89	21-12-12
M. Jordan	vs. GS	03/28/89	33-12-11
M. Jordan	at MIL	03/29/89	32-10-10
M. Jordan	vs. CLE	03/31/89	37-10-10
M. Jordan	vs. NJ	04/02/89	28-14-12
M. Jordan	vs. CHA	04/04/89	33-10-12
M. Jordan	at DET	04/06/89	31-13-10
M. Jordan	at ATL	04/09/89	40-10-12
M. Jordan	at IND	04/13/89	47-11-13

PLAYER	OPPONENT	DATE	PTS-REB-AST
M. Jordan	at NJ	04/14/89	29-10-12
M. Jordan	vs. WAS	04/21/89	34-14-11
M. Jordan	at NY (PO)	05/09/89	34-10-12
M. Jordan	vs. POR	02/23/90	35-10-10
S. Pippen	vs. MIL (PO)	04/27/90	17-10-13
S. Pippen	at LAC	11/23/90	13-13-12
S. Pippen	vs. IND	12/22/90	18-10-11
S. Pippen	at NY	04/04/91	20-10-12
S. Pippen	vs. CLE	12/04/91	28-15-10
M. Jordan	vs. CHA	12/06/91	19-11-10
M. Jordan	at ATL	02/21/92	33-10-14
S. Pippen	vs. CHA	04/01/92	18-10-12
S. Pippen	vs. NY (PO)	05/17/92	17-11-11
S. Pippen	at CLE	11/06/92	22-10-10
S. Pippen	vs. DET	11/11/92	16-12-10
M. Jordan	vs. CLE	12/09/92	28-11-10
M. Jordan	vs. PHI	12/19/92	23-10-10
M. Jordan	at CHA	12/29/92	28-12-11
S. Pippen	at ORL	01/12/93	13-10-10
S. Pippen	at SA	03/05/93	39-13-10
M. Jordan	at NY (PO)	06/02/93	29-10-14
S. Pippen	at PHO (PO)	06/11/93	15-12-12
S. Pippen	vs. CHA	12/20/93	22-11-10
S. Pippen	vs. DET	12/23/93	16-10-10
S. Pippen	vs. ORL	01/10/95	26-10-11
T. Kukoc	vs. BOS	03/30/95	14-10-11
S. Pippen	at CLE	11/09/95	18-13-12
S. Pippen	at SA	11/22/95	15-10-13
D. Rodman	vs. PHI	01/16/96	10-21-10
S. Pippen	at MIA (PO)	05/01/96	22-18-10
M. Jordan*	All-Star Game (CLE)	02/09/97	14-11-11
M. Jordan	vs. TOR	04/14/97	30-11-10
J. Williams	vs. NJ	11/09/02	26-14-13
J. Rose	vs. PHO	02/24/03	21-14-11
<b>K. HINRICH</b>	<b>VS. GS</b>	<b>02/28/04</b>	<b>11-12-10</b>
<b>C. DUHON</b>	<b>VS. CHA</b>	<b>11/02/05</b>	<b>18-10-12</b>
<b>K. HINRICH</b>	<b>VS. NY</b>	<b>12/14/07</b>	<b>15-12-14</b>

\*Thurmond also had 12 blocks for the only quadruple-double in Bulls history.

+ Jordan recorded first-ever triple-double in an NBA All-Star Game.

NOTE: Jordan recorded seven consecutive triple-doubles (03/25/89-04/06/89) and 10 in 11 games (03/25/89-04/14/89).

# ALL-TIME OVERTIME GAMES



## All-Time Overtime Games

DATE	OPPONENT	BULLS-OPP	W-L
01/20/67	vs. DET	125-124	1-0
02/05/67	vs. SF	141-142	1-1
11/21/67 (2 OT)	at NY	123-125	1-2
02/06/68	vs. SF	124-126	1-3
02/12/68	vs. CIN (at CLE)	112-104	2-3
02/20/68	vs. DET (at NY)	124-121	3-3
11/05/68	vs. LA	109-112	3-4
01/18/69	vs. SD	107-102	4-4
03/06/69	vs. PHO (at Carbondale)	125-117	5-4
10/18/69	vs. SEA	131-126	6-4
10/24/69	at PHO	116-115	7-4
11/06/69	vs. ATL	137-142	7-5
11/30/69	at LA	116-114	8-5
12/06/69	vs. BOS	116-114	9-5
01/10/70	vs. LA	116-112	10-5
01/17/70	at MIL	132-130	11-5
03/16/70	vs. CIN (at Omaha)	142-140	12-5
02/19/71	vs. DET	115-114	13-5
03/09/71	vs. MIL	110-103	14-5
03/19/71	at ATL	111-112	14-6
12/23/71	at PHO	117-108	15-6
01/09/72	vs. CIN	108-104	16-6
02/17/72	vs. NY	99-102	16-7
02/27/72	at LA	118-123	16-8
12/01/72	at KC	106-97	17-8
12/07/72	vs. ATL	89-94	17-9
12/12/72	vs. LA	105-106	17-10
03/04/73	at PHO	118-117	18-10
03/16/73	vs. MIL	91-99	18-11
11/04/73	vs. BUF (at TOR)	101-95	19-11
11/24/73	vs. DET	114-112	20-11
01/04/74	at SEA	101-103	20-12
01/06/74	vs. PHO	120-116	21-12
10/18/74	vs. ATL	120-115	22-12
11/19/74	at POR	92-98	22-13
11/30/74	at MIL	99-101	22-14
01/12/75 (2 OT)	at SEA	127-123	23-14
03/11/75	vs. BOS	115-121	23-15
12/21/75	at ATL	97-90	24-15
01/02/76	vs. WAS	99-107	24-16
02/17/76	vs. PHO	114-111	25-16
04/03/76	vs. DET	97-93	26-16
11/24/76	at POR	115-117	26-17
12/03/76	at BOS	109-115	26-18
12/21/76 (2 OT)	vs. SEA	103-101	27-18
03/02/77	at PHO	108-104	28-18
12/28/77	at PHI	125-129	28-19
01/31/78	vs. ATL	106-103	29-19
02/24/78	at MIL	109-112	29-20
10/27/78	vs. PHO	110-115	29-21
01/30/79	vs. SA	108-112	29-22

DATE	OPPONENT	BULLS-OPP	W-L
03/24/79 (2 OT)	at NY	148-143	30-22
10/13/79	at GS	102-96	31-22
11/03/79	vs. MIL	134-136	31-23
11/17/79	vs. PHI	106-103	32-23
12/15/79	vs. WAS	113-115	32-24
01/25/80	vs. KC	113-117	32-25
03/09/80	at PHO	103-113	32-26
03/21/80 (3 OT)	vs. DEN	128-134	32-27
11/08/80 (2 OT)	vs. DEN	126-130	32-28
01/09/81	at BOS	111-117	32-29
02/11/81	at NJ	133-135	32-30
12/08/81	vs. IND	118-116	33-30
12/12/81	at PHI	114-117	33-31
12/16/81	at NJ	98-97	34-31
01/23/82	at NY	140-139	35-31
02/09/82	at DET	23-128	35-32
03/07/82 (2 OT)	at KC	122-124	35-33
12/21/82 (2 OT)	vs. ATL	124-116	36-33
01/04/83 (2 OT)	vs. DET	147-138	37-33
01/14/83	at IND	126-123	38-33
01/15/83 (2 OT)	vs. MIL	126-128	38-34
03/11/83 (2 OT)	at SD	123-130	38-35
11/11/83 (2 OT)	at WAS	124-125	38-36
12/09/83	vs. HOU	112-115	38-37
01/06/84	at WAS	89-96	38-38
03/16/84 (4 OT)	at POR	156-155	39-38
03/20/84	vs. CLE	104-108	39-39
04/09/84 (2 OT)	at WAS	134-136	39-40
12/20/84 (2 OT)	vs. ATL (at NO)	132-129	40-40
02/12/85	vs. DET	139-126	41-40
02/26/85	vs. CLE	118-123	41-41
03/17/85	vs. MIL	119-117	42-41
10/25/85	vs. CLE	116-115	43-41
11/16/85	vs. CLE	128-132	43-42
01/17/86	vs. PHI	118-120	43-43
02/22/86 (3 OT)	vs. SEA	129-125	44-43
03/15/86	vs. MIL	116-125	44-44
12/02/86	at SEA	115-109	45-44
02/16/87	vs. SAC	120-124	45-45
03/04/87	at DET	125-120	46-45
03/08/87	vs. DAL	115-105	47-45
03/14/87	at WAS	105-106	47-46
04/10/87	at PHI	96-98	47-47
11/21/87	vs. DET	132-144	47-48
12/15/87	at DET	123-127	47-49
01/14/88	at CLE	88-91	47-50
01/27/88	at PHI	119-109	48-50
01/30/88	vs. NY	97-95	49-50
02/23/88	vs. SEA	104-97	50-50
03/25/88	at CLE	110-111	50-51
11/18/88	vs. ATL	115-112	51-51



## Bulls In Overtime

DATE	OPPONENT	BULLS-OPP	W-L
01/03/89	vs. LAC	126-121	52-51
01/31/89	vs. DET	98-104	52-52
04/07/89	vs. DET	112-114	52-53
11/03/89	vs. CLE	124-119	53-53
12/30/89	at WAS	117-112	54-53
02/14/90	at ORL	129-135	54-54
02/25/90	at NJ	107-106	55-54
03/28/90	at CLE	117-113	56-54
03/30/90	vs. NY	107-106	57-54
03/31/91 (2 OT)	at BOS	132-135	57-55
04/07/91	vs. BOS	111-114	57-56
11/22/91	at SEA	112-109	58-56
11/29/91 (2 OT)	at POR	116-114	59-56
02/03/92 (3 OT)	at UT	123-126	59-57
11/11/92	vs. DET	98-96	60-57
11/20/92	at LAC	118-120	60-58
01/16/93	vs. ORL	124-128	60-59
02/04/93	at LAC	107-105	61-59
03/05/93	vs. SA	102-107	61-60
04/22/93	vs. DET	109-103	62-60
11/05/93	at CHA	124-123	63-60
12/08/93	at PHI	95-88	64-60
04/22/94 (2 OT)	vs. BOS	104-94	65-60
11/05/94	vs. WAS	99-100	65-61
11/12/94	vs. DAL	120-124	65-62
12/25/94	vs. NY	107-104	66-62
01/24/95	vs. SA	102-104	66-63
02/09/95	at SEA	118-126	66-64
03/19/95	at IND	96-103	66-65
11/21/95	at DAL	108-102	67-65
02/15/96	at DET	112-109	68-65
12/17/96	vs. LAL	129-123	69-65
03/18/97	vs. SEA	89-87	70-65
11/03/97 (2 OT)	vs. SA	87-83	71-65
11/21/97 (2 OT)	at LAC	111-102	72-65
01/23/98	at NJ	100-98	73-65
03/12/98	at DAL	97-104	73-66
03/31/98	vs. DET	106-101	74-66
02/28/99	at TOR	90-88	75-66
03/15/99	vs. CLE	85-89	75-67
03/21/99	at BOS	95-92	76-67
01/18/00	at MIA	92-85	77-67
03/02/00	vs. CLE	110-114	77-68
03/17/00 (2 OT)	vs. GS	92-95	77-69
03/20/00	vs. ORL	86-88	77-70

DATE	OPPONENT	BULLS-OPP	W-L
01/09/01 (3 OT)	at CHA	95-102	77-71
03/03/01 (2 OT)	at MIL	122-126	77-72
03/23/01	vs. CHA	93-90	78-72
03/26/01	vs. DEN	104-109	78-73
01/05/02	vs. UT	111-113	78-74
01/12/02	vs. LAL	106-104	79-74
03/16/02 (2 OT)	at HOU	114-112	80-74
04/11/02	at NY	104-101	81-74
11/04/02	at TOR	105-102	81-75
01/10/03	at MIL	93-85	81-76
01/18/03 (2 OT)	at MIA	102-101	81-77
02/03/03	at PHO	115-111	81-78
02/04/03	at DEN	102-100	81-79
02/12/03	at PHI	119-111	81-80
04/01/03	vs. SEA	101-94	81-81
04/05/03	vs. MIL	117-115	82-81
04/09/03	at DET	111-102	82-82
11/13/03	vs. MIN	89-92	82-83
01/31/04	at POR	95-102	82-84
02/28/04	vs. GS	87-81	83-84
03/03/04	at NO	97-100	83-85
04/02/04	vs. LAC	114-110	84-85
04/11/04	at TOR	114-108	85-85
11/05/05 (2 OT)	vs. NJ	106-111	85-86
02/22/05	vs. MIA	105-101	86-86
03/31/05	vs. CLE	102-90	87-86
04/06/05	at ORL	102-101	88-86
04/11/05	vs. DET	84-85	88-87
11/02/05	vs. CHA	109-105	89-87
11/07/05	vs. SA	95-104	89-88
12/31/05	vs. PHO	98-107	89-89
01/18/06	vs. NY	106-104	90-89
01/20/06 (2 OT)	vs. HOU	108-109	90-90
02/06/06	at UT	107-109	90-91
02/14/06	vs. SAC	101-105	90-92
04/17/06	at ORL	116-112	91-92
12/16/06	at ATL	106-104	92-92
02/09/07	at GS	121-123	92-93
03/04/07	at MIL	126-121	93-93
03/31/07	vs. CLE	108-112	93-94
10/31/07	at NJ	103-112	93-95
12/31/07	vs. ORL	110-112	93-96
01/03/08 (2 OT)	vs. POR	109-115	93-97
02/20/08	at NJ	102-110	93-98

# YEAR-BY-YEAR TEAM STATISTICS



## Year-By-Year Team Statistics

YEAR	PTS	AVG	OPP. AVG	FG-FGA	PCT	FT-FTA	PCT	OFF-DEF	REB	AST
1966-67	9167	113.2	116.9	3565-8505	.419	2037-2784	.732	-	4546	1827
1967-68	8982	109.5	113.5	3488-8133	.429	2006-2718	.738	-	4457	1527
1968-69	8587	104.7	106.9	3355-8021	.418	1877-2577	.728	-	4550	1597
1969-70	9423	114.9	116.7	3607-8133	.444	2209-2861	.772	-	4383	2133
1970-71	9070	110.6	105.4	3460-7660	.452	2150-2721	.790	-	4325	2142
1971-72	9117	111.2	102.9	3539-7853	.451	2039-2700	.755	-	4371	2087
1972-73	8534	104.1	100.6	3480-7835	.444	1574-2073	.759	-	4000	2023
1973-74	8368	102.0	98.7	3292-7378	.446	1784-2314	.771	1143-2616	3759	1874
1974-75	8045	98.1	95.0	3167-7085	.447	1711-2203	.777	1107-2786	3893	1840
1975-76	7863	95.9	98.8	3106-7499	.414	1651-2197	.751	1375-2726	4101	1704
1976-77	8111	98.9	98.0	3249-7186	.452	1613-2159	.747	1292-2705	3997	1989
1977-78	8523	103.9	104.8	3330-7041	.473	1863-2471	.754	1248-2577	3825	2119
1978-79	8588	104.7	108.7	3478-7108	.489	1632-2184	.747	1224-2544	3768	2169
1979-80	8813	107.5	110.2	3362-6943	.484	2019-2592	.779	1115-2465	3580	2152
1980-81	8937	109.0	107.0	3475-6903	.503	1985-2563	.774	1227-2475	3702	1925
1981-82	8743	106.6	108.6	3369-6728	.501	1951-2545	.767	1125-2525	3650	2043
1982-83	9102	111.0	115.9	3537-7373	.480	1983-2690	.737	1267-2527	3794	2086
1983-84	8501	103.7	109.9	3305-6972	.474	1871-2508	.746	1141-2300	3441	2095
1984-85	8916	108.7	109.6	3453-6909	.500	1981-2526	.784	1074-2366	3440	1992
1985-86	8962	109.3	113.1	3476-7227	.481	1922-2499	.769	1280-2278	3558	2006
1986-87	8596	104.8	103.9	3382-7155	.473	1754-2254	.778	1248-2400	3648	2143
1987-88	8609	105.0	101.6	3434-7015	.490	1685-2221	.759	1170-2459	3629	2149
1988-89	8726	106.4	105.0	3448-6968	.495	1656-2106	.786	1018-2453	3471	2213
1989-90	8977	109.5	106.2	3531-7090	.498	1665-2140	.778	1075-2279	3354	2172
1990-91	9024	110.0	101.0	3632-7125	.510	1605-2111	.760	1148-2342	3490	2212
1991-92	9011	109.9	99.5	3643-7168	.508	1587-2132	.744	1173-2439	3612	2279
1992-93	8625	105.2	98.9	3475-7205	.482	1431-1952	.733	1290-2283	3573	2133
1993-94	8033	98.0	94.9	3245-6815	.476	1310-1859	.705	1143-2391	3534	2102
1994-95	8325	101.5	96.7	3191-6710	.476	1500-2065	.726	1106-2294	3400	1970
1995-96	8625	105.2	92.9	3293-6892	.478	1495-2004	.746	1247-2411	3658	2003
1996-97	8458	103.1	92.3	3277-6923	.473	1381-1848	.747	1335-2461	3696	2142
1997-98	7931	96.7	89.6	3064-6801	.451	1492-2009	.743	1243-2438	3681	1952
1998-99	4095	81.9	91.4	1539-3837	.401	840-1185	.709	573-1394	1967	1017
1999-00	6952	84.8	94.2	2565-6180	.415	1482-2089	.709	1032-2323	3355	1645
2000-01	7181	87.6	96.7	2721-6411	.424	1410-1909	.739	926-2260	3186	1810
2001-02	7335	89.5	98.0	2811-6491	.433	1413-1958	.722	924-2359	3283	1817
2002-03	7786	95.0	100.1	2991-6714	.445	1455-2014	.722	985-2541	3526	1782
2003-04	7355	89.7	96.0	2798-6753	.414	1330-1834	.725	1048-2519	3567	1793
2004-05	7745	94.5	93.4	2849-6592	.432	1536-2048	.750	1001-2591	3592	1743
2005-06	8020	97.8	97.2	3004-6737	.446	1452-1967	.738	906-2602	3508	1804
2006-07	8100	98.8	93.8	3046-6663	.457	1528-2083	.734	984-2597	3581	1832
2007-08	7981	97.3	100.4	2987-6861	.435	1533-2029	.756	1050-2478	3528	1811



# YEAR-BY-YEAR TEAM STATISTICS

## Year-By-Year Team Statistics

YEAR	PF-DQ	STL	BLK	TO	WIN PCT	HOME RECD	ROAD RECD	GAMES OVER .500	100-PT GAMES	OPP 100-PT GAMES	NEUTRAL RECD	SEASON RECD
1966-67	2205-21	-	-	-	.407	17-19	9-17	-	70	8	7-12	33-48
1967-68	2130-42	-	-	-	.354	11-22	12-23	-	71	10	6-8	29-53
1968-69	2064-29	-	-	-	.402	19-21	12-25	-	55	21	2-3	33-49
1969-70	1863-13	-	-	-	.476	23-10	9-25	-	75	5	7-8	39-43
1970-71	1797-12	-	-	-	.622	30-11	17-19	20	66	25	4-1	51-31
1971-72	1964-24	-	-	-	.695	29-12	26-12	32	71	27	2-1	57-25
1972-73	1881-26	-	-	-	.622	29-12	20-19	20	53	40	2-0	51-31
1973-74	1874-17	764	316	1690	.659	32-9	21-19	26	49	48	1-0	54-28
1974-75	1952-23	668	379	1482	.573	29-12	18-23	12	31	56	0-0	47-35
1975-76	1977-37	627	225	1413	.293	15-26	9-32	-	29	45	0-0	24-58
1976-77	1871-26	699	364	1552	.537	31-10	13-28	6	42	49	0-0	44-38
1977-78	1930-30	665	322	1667	.488	29-11	11-30	-	53	25	1-0	40-42
1978-79	1970-30	576	324	1813	.378	19-22	12-29	-	56	26	0-0	31-51
1979-80	2146-26	704	392	1694	.366	21-20	9-32	-	66	12	0-0	30-52
1980-81	2058-15	729	514	1672	.549	26-15	19-22	8	62	19	0-0	45-37
1981-82	2008-16	580	483	1636	.415	22-19	12-29	-	57	18	0-0	34-48
1982-83	2192-32	666	400	1743	.341	18-23	10-31	-	62	10	0-0	28-54
1983-84	2196-48	687	454	1578	.329	26-15	9-23	-	57	18	0-0	27-55
1984-85	2071-21	622	468	1463	.463	22-19	12-29	-	65	15	0-0	38-44
1985-86	2166-34	609	400	1436	.366	29-12	8-33	-	65	8	0-0	30-52
1986-87	1922-16	677	438	1257	.488	30-11	11-30	-	53	42	0-0	40-42
1987-88	1849-14	712	475	1263	.610	30-11	20-21	18	54	35	0-0	50-32
1988-89	1855-17	722	376	1327	.573	36-5	17-24	12	61	21	0-0	47-35
1989-90	1906-15	814	388	1247	.671	36-5	19-22	28	70	24	0-0	55-27
1990-91	1751-7	822	438	1184	.744	35-6	26-15	40	65	47	0-0	61-21
1991-92	1693-4	672	480	1088	.817	36-5	31-10	52	75	39	0-0	67-15
1992-93	1804-13	783	410	1103	.695	31-10	25-15	32	54	38	0-0	57-25
1993-94	1750-11	740	354	1306	.671	31-10	24-17	28	34	22	0-0	55-27
1994-95	1962-20	797	352	1297	.573	28-13	19-22	12	46	34	0-0	47-35
1995-96	1807-10	745	345	1175	.878	39-2	33-8	62	58	24	0-0	72-10
1996-97	1617-10	716	332	1109	.841	39-2	30-11	56	52	25	0-0	69-13
1997-98	1691-12	696	353	1178	.756	37-4	25-16	42	34	18	0-0	62-20
1998-99	1112-7	436	169	774	.260	8-17	5-20	-	3	12	0-0	13-37
1999-00	1908-18	646	383	1557	.207	12-29	5-36	-	5	31	0-0	17-65
2000-01	1902-26	675	379	1292	.183	10-31	5-36	-	11	35	0-0	15-67
2001-02	1834-23	633	361	1252	.256	14-27	7-34	-	18	38	0-0	21-61
2002-03	2028-18	605	461	1388	.366	27-14	3-38	-	30	46	0-0	30-52
2003-04	1911-35	659	396	1321	.280	14-27	9-32	-	12	31	0-0	23-59
2004-05	2028-24	576	369	1371	.573	27-14	20-21	12	37	35	0-0	47-35
2005-06	2038-32	508	345	1224	.500	21-20	20-21	-	37	35	0-0	41-41
2006-07	1908-14	639	445	1310	.598	31-10	18-23	16	41	39	0-0	49-33
2007-08	1784-10	635	429	1197	.402	20-21	13-28	-	36	46	0-0	33-49

# ALL-TIME ROOKIE RECORDS



## Minutes

PLAYER	YEAR	MINUTES
Michael Jordan	84-85	3,144
Elton Brand	99-00	2,999
David Greenwood	79-80	2,791
Reggie Theus	78-79	2,753
<b>KIRK HINRICH</b>	<b>03-04</b>	<b>2,706</b>
Scott May	76-77	2,369
Tom Boerwinkle	68-69	2,365
Ron Artest	99-00	2,238
Trenton Hassell	01-02	2,237
Rod Higgins	82-83	2,196

## Field Goals Made

PLAYER	YEAR	FGM
Michael Jordan	84-85	837
Elton Brand	99-00	630
Reggie Theus	78-79	537
David Greenwood	79-80	498
Quintin Dailey	82-83	470
<b>BEN GORDON</b>	<b>04-05</b>	<b>434</b>
Scott May	76-77	431
Erwin Mueller	66-67	422
Mitchell Wiggins	83-84	399
Tom Boerwinkle	68-69	318
<b>KIRK HINRICH</b>	<b>03-04</b>	<b>318</b>

## Field Goals Attempted

PLAYER	YEAR	FGA
Michael Jordan	84-85	1,625
Elton Brand	99-00	1,306
Reggie Theus	78-79	1,119
<b>BEN GORDON</b>	<b>04-05</b>	<b>1,056</b>
David Greenwood	79-80	1,051
Quintin Dailey	82-83	1,008
Erwin Mueller	66-67	957
Scott May	76-77	955
Mitchell Wiggins	83-84	890
Tom Boerwinkle	68-69	831

## Field Goal % (min. 150 FGM)

PLAYER	YEAR	FG%
Charles Oakley	85-86	.519 (281-541)
Michael Jordan	84-85	.515 (837-1625)
Orlando Woolridge	81-82	.513 (202-394)
Stacey King	89-90	.504 (267-530)
Horace Grant	87-88	.501 (254-507)
Eddy Curry	01-02	.501 (189-377)
Clifford Ray	71-72	.499 (222-445)
Tyson Chandler	01-02	.497 (151-304)
B.J. Armstrong	89-90	.485 (190-392)

## 3-PT Field Goals

PLAYER	YEAR	3FGM
<b>KIRK HINRICH</b>	<b>03-04</b>	<b>144</b>
<b>BEN GORDON</b>	<b>04-05</b>	<b>134</b>
Chris Duhon	04-05	94
Jay Williams	02-03	65
Ron Artest	99-00	60
Trenton Hassell	01-02	60
Jamal Crawford	00-01	41
Toni Kukoc	93-94	32
<b>LUOL DENG</b>	<b>04-05</b>	<b>31</b>
Dedric Willoughby	99-00	29

## 3-PT Field Goals Attempted

PLAYER	YEAR	3FGA
<b>KIRK HINRICH</b>	<b>03-04</b>	<b>369</b>
<b>BEN GORDON</b>	<b>04-05</b>	<b>331</b>
Chris Duhon	04-05	265
Jay Williams	02-03	202
Ron Artest	99-00	191
Trenton Hassell	01-02	165
Toni Kukoc	93-94	118
Jamal Crawford	00-01	117
<b>LUOL DENG</b>	<b>04-05</b>	<b>117</b>
Dedric Willoughby	99-00	98

## 3-PT FG % (min 25 3FGM)

PLAYER	YEAR	3F%
<b>BEN GORDON</b>	<b>04-05</b>	<b>.405 (134-331)</b>
A.J. Guyton	00-01	.391 (27-69)
<b>KIRK HINRICH</b>	<b>03-04</b>	<b>.390 (144-369)</b>
Trenton Hassell	01-02	.364 (60-165)
<b>THABO SEFOLOSHA</b>	<b>06-07</b>	<b>.357 (15-42)</b>
Chris Duhon	04-05	.355 (94-265)
Jamal Crawford	00-01	.350 (41-117)
Khalid El-Amin	00-01	.333 (28-84)
Jay Williams	02-03	.322 (65-202)
Rod Higgins	82-83	.317 (13-41)

## Free Throws Made

PLAYER	YEAR	FTM
Michael Jordan	84-85	630
Elton Brand	99-00	367
David Greenwood	79-80	337
Reggie Theus	78-79	264
<b>BEN GORDON</b>	<b>04-05</b>	<b>233</b>
Mitchell Wiggins	83-84	213
Rod Higgins	82-83	209
Quintin Dailey	82-83	206
Stacey King	89-90	194
Scott May	76-77	188

## Free Throws Attempted

PLAYER	YEAR	FTA
Michael Jordan	84-85	746
Elton Brand	99-00	536
David Greenwood	79-80	416
Reggie Theus	78-79	347
Mitchell Wiggins	83-84	287
Quintin Dailey	82-83	282
Ron Artest	99-00	279
<b>BEN GORDON</b>	<b>04-05</b>	<b>270</b>
Charles Oakley	85-86	269
Stacey King	89-90	267

## Free Throw % (min. 50 FTM)

PLAYER	YEAR	FT%
B.J. Armstrong	89-90	.885 (69-78)
<b>BEN GORDON</b>	<b>04-05</b>	<b>.863 (233-270)</b>
Michael Jordan	84-85	.845 (630-746)
Scott May	76-77	.828 (188-227)
Kornel David	98-99	.811 (90-111)
David Greenwood	79-80	.810 (337-416)
<b>KIRK HINRICH</b>	<b>03-04</b>	<b>.804 (135-168)</b>
Rod Higgins	82-83	.792 (209-264)
Khalid El-Amin	00-01	.778 (56-72)
Trenton Hassell	01-02	.763 (87-114)

## Offensive Rebounds

PLAYER	YEAR	OFF
Elton Brand	99-00	348
Charles Oakley	85-86	255
David Greenwood	79-80	223
<b>JOAKIM NOAH</b>	<b>07-08</b>	<b>174</b>
Stacey King	89-90	169
Michael Jordan	84-85	167
Rod Higgins	82-83	159
Brad Sellers	86-87	155
Horace Grant	87-88	155
Scott May	76-77	141

## Defensive Rebounds

PLAYER	YEAR	DEF
David Greenwood	79-80	550
Elton Brand	99-00	462
Charles Oakley	85-86	409
Michael Jordan	84-85	367
<b>ANDRES NOCIONI</b>	<b>04-05</b>	<b>317</b>
Scott May	76-77	296
Horace Grant	87-88	292
Cliff Pondexter	75-76	268
Ron Artest	99-00	246
<b>JOAKIM NOAH</b>	<b>07-08</b>	<b>242</b>

## Total Rebounds

PLAYER	YEAR	REB
Tom Boerwinkle	68-69	889
Clifford Ray	71-72	869
Elton Brand	99-00	810
David Greenwood	79-80	773
Charles Oakley	85-86	664
Michael Jordan	84-85	534
Erwin Mueller	66-67	497
Horace Grant	87-88	447
Scott May	76-77	437
<b>JOAKIM NOAH</b>	<b>07-08</b>	<b>416</b>

## Assists

PLAYER	YEAR	AST
Ennis Whitley	83-84	662
<b>KIRK HINRICH</b>	<b>03-04</b>	<b>517</b>
Michael Jordan	84-85	481
Reggie Theus	78-79	429
Chris Duhon	04-05	398
Jay Williams	02-03	350
Quintin Dailey	82-83	280
Clifford Ray	71-72	254
Toni Kukoc	93-94	252
Ron Artest	99-00	202

## Steals

PLAYER	YEAR	STL
Michael Jordan	84-85	196
Ennis Whitley	83-84	119
Ron Artest	99-00	119
Mitchell Wiggins	83-84	106
<b>KIRK HINRICH</b>	<b>03-04</b>	<b>101</b>
Reggie Theus	78-79	93
Scottie Pippen	87-88	91
Jay Williams	02-03	86
Chris Duhon	04-05	82
Toni Kukoc	93-94	81

## Blocks

PLAYER	YEAR	BLK
Elton Brand	99-00	132
David Greenwood	79-80	129
Tyson Chandler	01-02	99
<b>TYRUS THOMAS</b>	<b>06-07</b>	<b>76</b>
Michael Jordan	84-85	69
Brad Sellers	86-87	68
Rod Higgins	82-83	65
<b>JOAKIM NOAH</b>	<b>07-08</b>	<b>64</b>
Stacey King	89-90	58
Horace Grant	87-88	58
Eddy Curry	01-02	53

## Points

PLAYER	YEAR	PTS
Michael Jordan	84-85	2,313
Elton Brand	99-00	1,627
Reggie Theus	78-79	1,338
David Greenwood	79-80	1,334
<b>BEN GORDON</b>	<b>04-05</b>	<b>1,235</b>
Quintin Dailey	82-83	1,151
Scott May	76-77	1,050
Mitchell Wiggins	83-84	1,018
Erwin Mueller	66-67	1,015
<b>KIRK HINRICH</b>	<b>03-04</b>	<b>915</b>

## Points Per Game

PLAYER	YEAR	PPG
Michael Jordan	84-85	28.2
Elton Brand	99-00	20.1
Reggie Theus	78-79	16.3
David Greenwood	79-80	16.3
Quintin Dailey	82-83	15.1
<b>BEN GORDON</b>	<b>04-05</b>	<b>15.1</b>
Scott May	76-77	14.6
Erwin Mueller	66-67	12.7
Mitchell Wiggins	83-84	12.4
Ron Artest	99-00	12.0
<b>KIRK HINRICH</b>	<b>03-04</b>	<b>12.0</b>



# ALL-TIME HEAD COACHES RECORDS

YEAR	HEAD COACH	REGULAR SEASON			PLAYOFFS	
		W-L	PCT.	FINISH	W-L	PCT.
1966-67	John Kerr*	33-48	.407	4th	0-3	.000
1967-68	John Kerr	29-53	.354	4th	1-4	.200
<b>TOTALS</b>		<b>62-101</b>	<b>.380</b>		<b>1-7</b>	<b>.125</b>
1968-69	Dick Motta	33-49	.402	5th	--	--
1969-70	Dick Motta	39-43	.476	3rd	1-4	.200
1970-71	Dick Motta*	51-31	.622	2nd	3-4	.429
1971-72	Dick Motta	57-25	.695	2nd	0-4	.000
1972-73	Dick Motta	51-31	.622	2nd	3-4	.429
1973-74	Dick Motta	54-28	.659	2nd	4-7	.364
1974-75	Dick Motta	47-35	.573	1st	7-6	.538
1975-76	Dick Motta	24-58	.293	4th	--	--
<b>TOTALS</b>		<b>356-300</b>	<b>.543</b>		<b>18-29</b>	<b>.383</b>
1976-77	Ed Badger	44-38	.537	2nd	1-2	.333
1977-78	Ed Badger	40-42	.488	3rd	--	--
<b>TOTALS</b>		<b>84-80</b>	<b>.512</b>		<b>1-2</b>	<b>.333</b>
1978-79	Larry Costello	20-36	.357	--	--	--
<b>TOTALS</b>		<b>20-36</b>	<b>.357</b>			
1978-79	Scotty Robertson (Interim)	11-15	.423	5th	--	--
<b>TOTALS</b>		<b>11-15</b>	<b>.423</b>			
1979-80	Jerry Sloan	30-52	.366	3rd	--	--
1980-81	Jerry Sloan	45-37	.549	2nd	2-4	.333
1981-82	Jerry Sloan	19-32	.373	--	--	--
<b>TOTALS</b>		<b>94-121</b>	<b>.437</b>		<b>2-4</b>	<b>.333</b>
1981-82	Phil Johnson (Interim)	0-1	.000	--	--	--
<b>TOTALS</b>		<b>0-1</b>	<b>.000</b>			
1981-82	Rod Thorn (Interim)	15-15	.500	5th	--	--
<b>TOTALS</b>		<b>15-15</b>	<b>.500</b>			
1982-83	Paul Westhead	28-54	.341	4th	--	--
<b>TOTALS</b>		<b>28-54</b>	<b>.341</b>			
1983-84	Kevin Loughery	27-55	.329	5th	--	--
1984-85	Kevin Loughery	38-44	.463	3rd	1-3	.250
<b>TOTALS</b>		<b>65-99</b>	<b>.396</b>		<b>1-3</b>	<b>.250</b>
1985-86	Stan Albeck	30-52	.366	4th	0-3	.000
<b>TOTALS</b>		<b>30-52</b>	<b>.366</b>		<b>0-3</b>	<b>.000</b>
1986-87	Doug Collins	40-42	.488	5th	0-3	.000
1987-88	Doug Collins	50-32	.610	2nd	4-6	.400
1988-89	Doug Collins	47-35	.573	5th	9-8	.529
<b>TOTALS</b>		<b>137-109</b>	<b>.557</b>		<b>13-17</b>	<b>.433</b>
1989-90	Phil Jackson	55-27	.671	2nd	10-6	.625
1990-91	Phil Jackson	61-21	.744	1st	15-2	.882
1991-92	Phil Jackson	67-15	.817	1st	15-7	.682
1992-93	Phil Jackson	57-25	.695	1st	15-4	.789
1993-94	Phil Jackson	55-27	.671	2nd	6-4	.600
1994-95	Phil Jackson	47-35	.573	3rd	5-5	.500
1995-96	Phil Jackson*	72-10	.878	1st	15-3	.833
1996-97	Phil Jackson	69-13	.841	1st	15-4	.789
1997-98	Phil Jackson	62-20	.756	1st	15-6	.714
<b>TOTALS</b>		<b>545-193</b>	<b>.738</b>		<b>111-41</b>	<b>.730</b>
1998-99	Tim Floyd	13-37	.260	8th	--	--
1999-00	Tim Floyd	17-65	.207	8th	--	--
2000-01	Tim Floyd	15-67	.183	8th	--	--
2001-02	Tim Floyd	4-21	.160	--	--	--
<b>TOTALS</b>		<b>49-190</b>	<b>.205</b>			
2001-02	Bill Berry (Interim)	0-2	.000	--	--	--
<b>TOTALS</b>		<b>0-2</b>	<b>.000</b>			
2001-02	Bill Cartwright	17-38	.309	8th	--	--
2002-03	Bill Cartwright	30-52	.366	6th	--	--
2003-04	Bill Cartwright	4-10	.286	-	--	--
<b>TOTALS</b>		<b>51-100</b>	<b>.338</b>			
2003-04	Pete Myers (Interim)	0-2	.000	-	-	-
<b>TOTALS</b>		<b>0-2</b>	<b>.000</b>			
2003-04	Scott Skiles	19-47	.288	8th	-	-
2004-05	Scott Skiles	47-35	.572	2nd	2-4	.333
2005-06	Scott Skiles	41-41	.500	3rd	2-4	.333
2006-07	Scott Skiles	49-33	.598	3rd	6-4	.600
2007-08	Scott Skiles	9-16	.360	-	-	-
<b>TOTALS</b>		<b>165-172</b>	<b>.490</b>		<b>10-12</b>	<b>.455</b>
2007-08	Pete Myers (Interim)	0-1	.000	-	-	-
<b>TOTALS</b>		<b>0-1</b>	<b>.000</b>			
2007-08	Jim Boylan (Interim)	24-32	.429	-	-	-
<b>TOTALS</b>		<b>24-32</b>	<b>.429</b>			

RECORDS

\* Named NBA Coach of the Year

# PROFESSIONAL BASKETBALL IN CHICAGO



## Professional Basketball in Chicago

YEAR	TEAM	COACH	REGULAR SEASON		PLAYOFFS	
			W-L	PCT.	W-L	PCT.
1946-47	Stags	Harold Olsen	39-22	.639	5-6	.454
1947-48	Stags	Harold Olsen	28-20	.583	2-3	.400
1948-49	Stags	Harold Olsen	28-21	.571	0-2	.000
		Phil Brownstein	10-1	.909	--	--
1949-50*	Stags	Phil Brownstein	40-28	.588	0-2	.000
<b>TOTALS (FOUR SEASONS)</b>			<b>145-92</b>	<b>.612</b>	<b>7-13</b>	<b>.350</b>
1961-62	Packers	Jim Pollard	18-62	.225	--	--
<b>TOTALS (ONE SEASON)</b>			<b>18-62</b>	<b>.225</b>	<b>--</b>	<b>--</b>
1962-63**	Zephyrs	Jack McMahon	13-20	.302	--	--
		Bob Leonard	12-35	.255	--	--
<b>TOTALS (ONE SEASON)</b>			<b>25-55</b>	<b>.313</b>	<b>--</b>	<b>--</b>
1966-67	Bulls	John Kerr	33-48	.407	0-3	.000
1967-68	Bulls	John Kerr	29-53	.354	1-4	.200
1968-69	Bulls	Dick Motta	33-49	.402	--	--
1969-70	Bulls	Dick Motta	39-43	.476	1-4	.200
1970-71	Bulls	Dick Motta	51-31	.622	3-4	.429
1971-72	Bulls	Dick Motta	57-25	.695	0-4	.000
1972-73	Bulls	Dick Motta	51-31	.622	3-4	.429
1973-74	Bulls	Dick Motta	54-28	.659	4-7	.364
1974-75	Bulls	Dick Motta	47-35	.573	7-6	.538
1975-76	Bulls	Dick Motta	24-58	.293	--	--
1976-77	Bulls	Ed Badger	44-38	.537	1-2	.333
1977-78	Bulls	Ed Badger	40-42	.488	--	--
1978-79	Bulls	Larry Costello	20-36	.357	--	--
		Scotty Robertson (Interim)	11-15	.423	--	--
1979-80	Bulls	Jerry Sloan	30-52	.366	--	--
1980-81	Bulls	Jerry Sloan	45-37	.549	2-4	.333
1981-82	Bulls	Jerry Sloan	19-32	.373	--	--
		Phil Johnson (Interim)	0-1	.000	--	--
		Rod Thorn (Interim)	15-15	.500	--	--
1982-83	Bulls	Paul Westhead	28-54	.341	--	--
1983-84	Bulls	Kevin Loughery	27-55	.329	--	--
1984-85	Bulls	Kevin Loughery	38-44	.463	1-3	.250
1985-86	Bulls	Stan Albeck	30-52	.366	0-3	.000
1986-87	Bulls	Doug Collins	40-42	.488	0-3	.000
1987-88	Bulls	Doug Collins	50-32	.610	4-6	.400
1988-89	Bulls	Doug Collins	47-35	.573	9-8	.529
1989-90	Bulls	Phil Jackson	55-27	.671	10-6	.625
1990-91	Bulls	Phil Jackson	61-21	.744	15-2	.882
1991-92	Bulls	Phil Jackson	67-15	.817	15-7	.682
1992-93	Bulls	Phil Jackson	57-25	.695	15-4	.789
1993-94	Bulls	Phil Jackson	55-27	.671	6-4	.600
1994-95	Bulls	Phil Jackson	47-35	.573	5-5	.500
1995-96	Bulls	Phil Jackson	72-10	.878	15-3	.833
1996-97	Bulls	Phil Jackson	69-13	.841	15-4	.789
1997-98	Bulls	Phil Jackson	62-20	.756	15-6	.714
1998-99	Bulls	Tim Floyd	13-37	.260	--	--
1999-00	Bulls	Tim Floyd	17-65	.207	--	--
2000-01	Bulls	Tim Floyd	15-67	.183	--	--
2001-02	Bulls	Tim Floyd	4-21	.160	--	--
		Bill Berry (Interim)	0-2	.000	--	--
		Bill Cartwright	17-38	.309	--	--
2002-03	Bulls	Bill Cartwright	30-52	.366	--	--
2003-04	Bulls	Bill Cartwright	4-10	.286	--	--
		Pete Myers (Interim)	0-2	.000	--	--
		Scott Skiles	19-47	.288	--	--
2004-05	Bulls	Scott Skiles	47-35	.573	2-4	.333
2005-06	Bulls	Scott Skiles	41-41	.500	2-4	.333
2006-07	Bulls	Scott Skiles	49-33	.598	6-4	.600
2007-08	Bulls	Scott Skiles	9-16	.360	--	--
		Pete Myers (Interim)	0-1	.000	--	--
		Jim Boylan (Interim)	24-32	.429	--	--
<b>TOTALS (42 SEASONS)</b>			<b>1,736-1,675</b>	<b>.509</b>	<b>157-118</b>	<b>.571</b>

\* Team disbanded \*\* Team moved to Baltimore, became present Washington Wizards



## All-Time NBA Record

YEAR	HOME		ROAD		NEUTRAL		TOTAL		FINISH	GB
	W-L	PCT.	W-L	PCT.	W-L	PCT.	W-L	PCT.		
1966-67	17-19	.472	9-17	.346	7-12	.368	33-48	.407	4th	11
1967-68	11-22	.333	12-23	.343	6-8	.429	29-53	.354	4th	27
1968-69	19-21	.475	12-25	.324	2-3	.400	33-49	.402	5th	22
1969-70	23-10	.697	9-25	.265	7-8	.467	39-43	.476	3rd	9
1970-71	30-11	.732	17-19	.472	4-1	.800	51-31	.622	2nd	15
1971-72	29-12	.707	26-12	.684	2-1	.667	57-25	.695	2nd	6
1972-73	29-12	.707	20-19	.513	2-0	1.000	51-31	.622	2nd	9
1973-74	32-9	.780	21-19	.536	1-0	1.000	54-28	.659	2nd	5
1974-75	29-12	.707	18-23	.439	0-0	.000	47-35	.573	1st	-
1975-76	15-26	.366	9-32	.220	0-0	.000	24-58	.293	4th	14
1976-77	31-10	.756	13-28	.317	0-0	.000	44-38	.537	2nd	6
1977-78	29-12	.707	11-30	.268	1-0	1.000	40-42	.488	3rd	8
1978-79	19-22	.463	12-29	.293	0-0	.000	31-51	.378	5th	17
1979-80	21-20	.512	9-32	.220	0-0	.000	30-52	.366	3rd*	19
1980-81	26-15	.604	19-22	.463	0-0	.000	45-37	.549	2nd	15
1981-82	22-19	.537	12-29	.243	0-0	.000	34-48	.415	5th	21
1982-83	18-23	.440	10-31	.240	0-0	.000	28-54	.341	4th	23
1983-84	18-23	.440	9-32	.214	0-0	.000	27-55	.329	5th	23
1984-85	26-15	.634	12-29	.293	0-0	.000	38-44	.463	3rd	21
1985-86	22-19	.537	8-33	.195	0-0	.000	30-52	.366	4th	27
1986-87	29-12	.707	11-30	.268	0-0	.000	40-42	.488	5th	17
1987-88	30-11	.732	20-21	.488	0-0	.000	50-32	.610	2nd	4
1988-89	30-11	.732	17-24	.415	0-0	.000	47-35	.573	5th	16
1989-90	36-5	.878	19-22	.463	0-0	.000	55-27	.671	2nd	4
1990-91	35-6	.854	26-15	.634	0-0	.000	61-21	.744	1st	-
1991-92	36-5	.878	31-10	.756	0-0	.000	67-15	.817	1st	-
1992-93	31-10	.756	26-15	.534	0-0	.000	57-25	.695	1st	-
1993-94	31-10	.756	24-17	.585	0-0	.000	55-27	.671	2nd	2
1994-95	28-13	.683	19-22	.463	0-0	.000	47-35	.573	3rd	5
1995-96	39-2	.951	33-8	.805	0-0	.000	72-10	.878	1st	-
1996-97	39-2	.951	30-11	.732	0-0	.000	69-13	.841	1st	-
1997-98	37-4	.902	25-16	.610	0-0	.000	62-20	.756	1st	-
1998-99	8-17	.320	5-20	.200	0-0	.000	13-37	.260	7th	20
1999-00	12-29	.293	5-36	.122	0-0	.000	17-65	.207	8th	39
2000-01	10-31	.244	5-36	.122	0-0	.000	15-67	.183	8th	37
2001-02	14-27	.341	7-34	.171	0-0	.000	21-61	.256	8th	29
2002-03	27-14	.659	3-38	.073	0-0	.000	30-52	.366	6th	20
2003-04	14-27	.341	9-32	.220	0-0	.000	23-59	.280	8th	38
2004-05	27-14	.659	20-21	.488	0-0	.000	47-35	.573	2nd	7
2005-06	21-20	.512	20-21	.488	0-0	.000	41-41	.500	3rd*	23
2006-07	31-10	.756	18-23	.439	0-0	.000	49-33	.598	3rd	4
2007-08	20-21	.488	13-28	.317	0-0	.000	33-49	.402	4th	26
<b>TOTALS</b>	<b>1,020-623</b>	<b>.621</b>	<b>636-986</b>	<b>.392</b>	<b>31-33</b>	<b>.484</b>	<b>1,687-1,642</b>	<b>.507</b>		

\* Tied



## Bulls vs. Opponents in Preseason

TEAM	W-L
Atlanta	8-10
Baltimore	2-3
Boston	5-7
Buffalo	2-0
Charlotte Hornets	2-1
Cleveland	4-6
Cincinnati	4-2
Dallas Chaparrals	1-0
Dallas Mavericks	4-1
Denver	9-3
Detroit	13-12
Houston	0-4
Indiana	13-14
Kansas City	5-4
Kentucky	0-2
Los Angeles Clippers	2-5
Los Angeles Lakers	1-3
Miami	4-0
Memphis	2-4
Milwaukee	15-25
Minnesota	4-6
New York Knicks	5-8
New Jersey Nets	9-1
New Orleans Hornets	2-0
Philadelphia	5-1
Phoenix	4-8
Pittsburgh	0-1
Portland	3-3
Sacramento	7-3
Seattle	13-13
San Antonio	3-1
St. Louis	1-2
Toronto	3-2
Utah	6-2
Virginia	0-1
Washington	12-6
<b>TOTALS</b>	<b>174-165</b>

## Bulls' All-Time Preseason Record

YEAR	W-L
1966-67	6-3
1967-68	4-8
1968-69	3-4
1969-70	6-4
1970-71	6-4
1971-72	5-5
1972-73	4-4
1973-74	5-3
1974-75	5-3
1975-76	3-5
1976-77	5-3
1977-78	2-6
1978-79	4-4
1979-80	1-7
1980-81	1-7
1981-82	4-4
1982-83	6-2
1983-84	5-3
1984-85	5-2
1985-86	0-8
1986-87	3-5
1987-88	5-4
1988-89	6-2
1989-90	8-0
1990-91	5-3
1991-92	8-1
1992-93	9-0
1993-94	4-4
1994-95	4-4
1995-96	5-3
1996-97	4-4
1997-98	2-4*
1998-99	0-2
1999-00	2-6
2000-01	3-5
2001-02	3-5
2002-03	3-5
2003-04	4-4
2004-05	3-5
2005-06	3-5
2006-07	6-2
2007-08	4-3
<b>TOTALS</b>	<b>174-165</b>

\* In 1997, the Bulls participated in and won the McDonald's Championship in Paris, France. They defeated PSG Racing (89-82 on 10/17/97) and Olympiakos (104-78 on 10/18/97); these two games are not included in the 1997-98 or overall preseason records.



## All-Time Home Openers

YEAR	W-L	SCORE	OPPONENT	ATTENDANCE
1966	W	119-116	San Francisco	4,200
1967	L	105-107	Los Angeles	2,234
1968	L	96-106	Boston	9,113
1969	L	87-116	New York	8,909
1970	W	111-96	San Diego	7,304
1971	L	100-114	Philadelphia	8,697
1972	W	95-89	Philadelphia	7,877
1973	L	97-117	Los Angeles	6,013
1974	W	120-115 (OT)	Atlanta	7,351
1975	L	103-110	Philadelphia	8,949
1976	W	102-97	Indiana	10,136
1977	W	122-119	Indiana	14,082
1978	L	91-110	San Diego	12,412
1979	W	116-104	Phoenix	12,117
1980	W	98-79	Cleveland	8,336
1981	L	106-119	Detroit	18,633
1982	L	125-143	Washington	9,218
1983	W	104-97	New Jersey	8,126
1984	W	109-93	Washington	13,913
1985	W	116-115 (OT)	Cleveland	11,124
1986	W	111-104	San Antonio	12,282
1987	W	104-94	Philadelphia	18,688
1988	L	94-107	Detroit	18,420
1989	W	124-119 (OT)	Cleveland	18,676
1990	L	116-124	Philadelphia	18,676
1991	W	110-90	Philadelphia	18,676
1992	L	99-100	Atlanta	18,676
1993	L	71-95	Miami	18,676
1994	W	89-83	Charlotte	22,313
1995	W	105-91	Charlotte	23,862
1996	W	115-86	Philadelphia	24,040
1997	W	94-74	Philadelphia	24,196
1999*	L	71-87	Atlanta	22,553
1999	L	74-84	New York	22,176
2000	L	81-100	Sacramento	21,814
2001	L	73-98	Indiana	18,163
2002	W	84-79	New Orleans	21,246
2003	L	74-99	Washington	18,127
2004	L	106-111 (2 OT)	New Jersey	20,117
2005	W	109-105 (OT)	Charlotte	19,251
2006	L	88-89	Sacramento	22,454
2007	L	85-96	Philadelphia	22,034
<b>TOTAL</b>	<b>21-21</b>			<b>633,860</b> <b>(AVG. 15,092)</b>

\* 1998-99 Season started in February of 1999



## 1966-1967

Bob Boozer	F
Don Kojis	F
Len Chapell	C
Guy Rodgers	G
Jerry Sloan	G

## 1967-1968

Bob Boozer	F
Barry Clemens	F
Erwin Mueller	C
Guy Rodgers	G
Jerry Sloan	G

## 1968-1969

Bob Boozer	F
Jim Washington	F
Tom Boerwinkle	C
Flynn Robinson	G
Jerry Sloan	G

## 1969-1970

Bob Kauffman	F
Chet Walker	F
Tom Boerwinkle	C
Clem Haskins	G
Jerry Sloan	G

## 1970-1971

Bob Love	F
Chet Walker	F
Tom Boerwinkle	C
Jerry Sloan	G
Bob Weiss	G

## 1971-1972

Bob Love	F
Chet Walker	F
Tom Boerwinkle	C
Jim King	G
Jerry Sloan	G

## 1972-1973

Bob Love	F
Chet Walker	F
Clifford Ray	C
Jerry Sloan	G
Norm Van Lier	G

## 1973-1974

Howard Porter	F
Chet Walker	F
Tom Boerwinkle	C
Jerry Sloan	G
Norm Van Lier	G

## 1974-1975

Matt Guokas	F
Chet Walker	F
Nate Thurmond	C
Rick Adelman	G
Jerry Sloan	G

## 1975-1976

Bob Love	F
Cliff Pondexter	F
Tom Boerwinkle	C
Jerry Sloan	G
Norm Van Lier	G

## 1976-1977

Mickey Johnson	F
Bob Love	F
Artis Gilmore	C
John Laskowski	G
Norm Van Lier	G

## 1977-1978

Mickey Johnson	F
Scott May	F
Artis Gilmore	C
Wilbur Holland	G
Norm Van Lier	G

## 1978-1979

Mickey Johnson	F
Mark Landsberger	F
Artis Gilmore	C
Wilbur Holland	G
Reggie Theus	G

## 1979-1980

Scott May	F
David Greenwood	F
Artis Gilmore	C
Ricky Sobers	G
Reggie Theus	G

## 1980-1981

David Greenwood	F
Larry Kenon	F
Artis Gilmore	C
Reggie Theus	G
Sam Worthen	G

## 1981-1982

David Greenwood	F
Dwight Jones	F
Artis Gilmore	C
Ronnie Lester	G
Reggie Theus	G

## 1982-1983

Tracy Jackson	F
Dwight Jones	F
Dave Corzine	C
Quintin Dailey	G
Ennis Whatley	G

## 1983-1984

David Greenwood	F
Orlando Woolridge	F
Dave Corzine	C
Quintin Dailey	G
Ennis Whatley	G

## 1984-1985

Steve Johnson	F
Orlando Woolridge	F
Caldwell Jones	C
Michael Jordan	G
Ennis Whatley	G

## 1985-1986

Orlando Woolridge	F
Sidney Green	F
Jawann Oldham	C
Kyle Macy	G
Michael Jordan	G

## 1986-1987

Earl Cureton	F
Charles Oakley	F
Granville Waiters	C
Steve Colter	G
Michael Jordan	G

## 1987-1988

Brad Sellers	F
Charles Oakley	F
Artis Gilmore	C
John Paxson	G
Michael Jordan	G

## 1988-1989

Brad Sellers	F
Horace Grant	F
Bill Cartwright	C
Sam Vincent	G
Michael Jordan	G

## 1989-1990

Horace Grant	F
Scottie Pippen	F
Bill Cartwright	C
John Paxson	G
Michael Jordan	G



## 1990-1991

Horace Grant	F
Scottie Pippen	F
Bill Cartwright	C
John Paxson	G
Michael Jordan	G

## 1991-1992

Horace Grant	F
Scottie Pippen	F
Bill Cartwright	C
John Paxson	G
Michael Jordan	G

## 1992-1993

Horace Grant	F
Scottie Pippen	F
Bill Cartwright	C
B.J. Armstrong	G
Michael Jordan	G

## 1993-1994

Horace Grant	F
Scottie Pippen	F
Bill Cartwright	C
B.J. Armstrong	G
Pete Myers	G

## 1994-1995

Scottie Pippen	F
Larry Krystkowiak	F
Will Perdue	C
B.J. Armstrong	G
Ron Harper	G

## 1995-1996

Scottie Pippen	F
Dennis Rodman	F
Bill Wennington	C
Ron Harper	G
Michael Jordan	G

## 1996-1997

Scottie Pippen	F
Dennis Rodman	F
Luc Longley	C
Ron Harper	G
Michael Jordan	G

## 1997-1998

Toni Kukoc	F
Jason Caffey	F
Luc Longley	C
Ron Harper	G
Michael Jordan	G

## 1998-1999

Toni Kukoc	F
Mark Bryant	F
Andrew Lang	C
Ron Harper	G
Brent Barry	G

## 1999-2000

Toni Kukoc	F
Elton Brand	F
Dickey Simpkins	C
Randy Brown	G
Hersey Hawkins	G

## 2000-2001

Ron Artest	F
Elton Brand	F
Michael Ruffin	C
Khalid El-Amin	G
Ron Mercer	G

## 2001-2002

Ron Mercer	F
Charles Oakley	F
Brad Miller	C
Greg Anthony	G
Fred Hoiberg	G

## 2002-2003

Jalen Rose	F
Tyson Chandler	F
Eddy Curry	C
Jay Williams	G
Trenton Hassell	G

## 2003-2004

Scottie Pippen	F
Lonny Baxter	F
Eddy Curry	C
Jamal Crawford	G
Jalen Rose	G

## 2004-2005

Andrés Nocioni	F
Othella Harrington	F
Tyson Chandler	C
Ben Gordon	G
Kirk Hinrich	G

## 2005-2006

Andrés Nocioni	F
Darius Songaila	F
Tyson Chandler	C
Chris Duhon	G
Kirk Hinrich	G

## 2006-2007

Luol Deng	F
P.J. Brown	F
Ben Wallace	C
Ben Gordon	G
Kirk Hinrich	G

## 2007-08

Luol Deng	F
Tyrus Thomas	F
Ben Wallace	C
Ben Gordon	G
Kirk Hinrich	G

## Most Starts

Michael Jordan	12
Jerry Sloan	10

## Most Starts in a Row

Jerry Sloan	10
-------------	----



## NBA Executive of the Year

Jerry Krause, 1987-88, 1995-96

## NBA Coach of the Year

John Kerr, 1966-67  
Dick Motta, 1970-71  
Phil Jackson, 1995-96

## NBA Most Valuable Player

Michael Jordan, 1987-88, 1990-91, 1991-92, 1995-96, 1997-98

## NBA Finals MVP

Michael Jordan, 1991, 1992, 1993, 1996, 1997, 1998

## NBA All-Star Game MVP

Michael Jordan, 1988, 1996, 1998  
Scottie Pippen, 1994

## NBA Rookie of the Year

Michael Jordan, 1984-85  
Elton Brand, 1999-00

## NBA Defensive Player of the Year

Michael Jordan, 1987-88

## NBA Sixth Man Award

Toni Kukoc, 1995-96  
**BEN GORDON, 2004-05**

## NBA Sportsmanship Award

**LUOL DENG, 2006-07**

## NBA All-Star Team

Guy Rodgers, 1967  
Jerry Sloan, 1967, 1969  
Bob Boozer, 1968  
Chet Walker, 1970, 1971, 1973, 1974  
Bob Love, 1971, 1972, 1973  
Norm Van Lier, 1974, 1976, 1977  
Artis Gilmore, 1978, 1979, 1981, 1982  
Reggie Theus, 1981, 1983  
Michael Jordan, 1985, 1986, 1987, 1988\*, 1989, 1990, 1991, 1992, 1993, 1996\*, 1997, 1998\*  
Scottie Pippen, 1990, 1992, 1993, 1994\*, 1995, 1996, 1997  
B.J. Armstrong, 1994  
Horace Grant, 1994

\* Named MVP of All-Star Game

## AII-NBA Team

Bob Love, 2nd: 1970-71, 1971-72  
Norm Van Lier, 2nd: 1973-74  
Michael Jordan, 1st: 1986-87, 1987-88, 1988-89, 1989-90, 1990-91, 1991-92, 1992-93, 1995-96, 1996-97, 1997-98; 2nd: 1984-85  
Scottie Pippen, 1st: 1993-94, 1994-95, 1995-96; 2nd: 1991-92, 1996-97; 3rd: 1992-93, 1997-98

## NBA AII-Defensive Team

Jerry Sloan, 1st: 1968-69, 1971-72, 1973-74, 1974-75; 2nd: 1969-70, 1970-71  
Bob Love, 2nd: 1971-72, 1973-74, 1974-75  
Norm Van Lier, 1st: 1973-74, 1975-76, 1976-77; 2nd: 1972-73, 1974-75, 1977-78  
Artis Gilmore, 2nd: 1977-78  
Michael Jordan, 1st: 1987-88, 1988-89, 1989-90, 1990-91, 1991-92, 1992-93, 1995-96, 1996-97, 1997-98  
Scottie Pippen, 1st: 1991-92, 1992-93, 1993-94, 1994-95, 1995-96, 1996-97, 1997-98; 2nd: 1990-91  
Horace Grant, 2nd: 1992-93, 1993-94  
Dennis Rodman, 1st: 1995-96  
**KIRK HINRICH, 2ND: 2006-07**  
Ben Wallace, 2nd: 2006-07

## NBA AII-Rookie Team

Erwin Mueller, 1966-67 (1st)  
Clifford Ray, 1971-72 (1st)  
Scott May, 1976-77 (1st)  
Reggie Theus, 1978-79 (1st)  
David Greenwood, 1979-80 (1st)  
Quintin Dailey, 1982-83 (1st)  
Michael Jordan, 1984-85 (1st)  
Charles Oakley, 1985-86 (1st)  
Stacey King, 1989-90 (2nd)  
Toni Kukoc, 1993-94 (2nd)  
Elton Brand, 1999-00 (1st)  
Ron Artest, 1999-00 (2nd)  
Marcus Fizer 2000-01 (2nd)  
Jay Williams 2002-03 (2nd)  
**KIRK HINRICH 2003-04 (1ST)**  
**LUOL DENG 2004-05 (1ST)**  
**BEN GORDON 2004-05 (1ST)**  
**TYRUS THOMAS, 2006-07 (2ND)**



## COACH OF THE MONTH AWARD

SEASON	COACH	DATE AWARDED
1987-88	Doug Collins	November, 1987
1991-92	Phil Jackson	January, 1992
1993-94	Phil Jackson	January, 1994
1995-96	Phil Jackson	January, 1996
1995-96	Phil Jackson	April, 1996
<b>2004-05</b>	<b>Scott Skiles</b>	<b>January, 2005</b>
<b>2005-06</b>	<b>Scott Skiles</b>	<b>April, 2006</b>

## PLAYER OF THE MONTH AWARD

SEASON	PLAYER	DATE AWARDED
1986-87	Michael Jordan	November, 1986
1986-87	Michael Jordan	February, 1987
1987-88	Michael Jordan	November, 1987
1987-88	Michael Jordan	January, 1988
1988-89	Michael Jordan	December, 1988
1988-89	Michael Jordan	March, 1989
1989-90	Michael Jordan	December, 1989
1989-90	Michael Jordan	March, 1990
1990-91	Michael Jordan	March, 1991
1990-91	Michael Jordan	April, 1991
1991-92	Michael Jordan	March, 1992
1992-93	Michael Jordan	November, 1992
1993-94	Scottie Pippen	April, 1994
1995-96	Scottie Pippen	December, 1995
1995-96	Michael Jordan	January, 1996
1996-97	Michael Jordan	November, 1996
1997-98	Michael Jordan	December, 1997
1997-98	Michael Jordan	March, 1998

## ROOKIE OF THE MONTH AWARD

SEASON	PLAYER	DATE AWARDED
1984-85	Michael Jordan	November, 1984
1984-85	Michael Jordan	January, 1985
1984-85	Michael Jordan	March, 1985
1985-86	Charles Oakley	February, 1986
1999-2000	Elton Brand	January, 2000
1999-2000	Elton Brand	February, 2000
1999-2000	Elton Brand	April, 2000
2001-02	Trenton Hassell	February, 2002
2002-03	Jay Williams	December, 2002
<b>2004-05</b>	<b>Ben Gordon</b>	<b>January, 2005</b>
<b>2004-05</b>	<b>Ben Gordon</b>	<b>February, 2005</b>
<b>2004-05</b>	<b>Ben Gordon</b>	<b>March, 2005</b>

## PLAYER OF THE WEEK AWARD

SEASON	PLAYER	DATE AWARDED
1980-81	Artis Gilmore	Nov. 23, 1980
1981-82	Artis Gilmore	Dec. 13, 1981
1982-83	Reggie Theus	Nov. 7, 1982
1984-85	Orlando Woolridge	Dec. 9, 1984
1984-85	Michael Jordan	Jan. 20, 1985
1986-87	Michael Jordan	Nov. 9, 1986
1986-87	Michael Jordan	March 1, 1987
1986-87	Michael Jordan	April 12, 1987
1987-88	Michael Jordan	Jan. 24, 1988
1987-88	Michael Jordan	March 27, 1988
1987-88	Michael Jordan	April 3, 1988
1988-89	Michael Jordan	Nov. 20, 1988
1988-89	Michael Jordan	Jan. 15, 1989
1988-89	Michael Jordan	March 26, 1989
1988-89	Michael Jordan	April 2, 1989
1989-90	Michael Jordan	Dec. 10, 1989
1989-90	Michael Jordan	April 1, 1990
1990-91	Michael Jordan	Dec. 2, 1990
1990-91	Michael Jordan	Dec. 25, 1990
1991-92	Scottie Pippen	Dec. 29, 1991
1991-92	Michael Jordan	Jan. 12, 1992
1992-93	Michael Jordan	Nov. 22, 1992
1993-94	Scottie Pippen	Dec. 26, 1993
1993-94	Scottie Pippen	April 17, 1994
1995-96	Scottie Pippen	Dec. 17, 1995
1995-96	Michael Jordan	Dec. 24, 1995
1995-96	Michael Jordan	Jan. 21, 1996
1995-96	Michael Jordan	March 10, 1996
1996-97	Scottie Pippen	Feb. 23, 1997
1997-98	Michael Jordan	Nov. 23, 1997
1997-98	Michael Jordan	Dec. 21, 1997
1997-98	Michael Jordan	April 5, 1998
<b>2005-06</b>	<b>Ben Gordon</b>	<b>April 16, 2006</b>
<b>2006-07</b>	<b>Ben Gordon</b>	<b>Jan. 28, 2007</b>
<b>2006-07</b>	<b>Ben Gordon</b>	<b>April 15, 2007</b>



## Home Attendance Totals For The Bulls' 42 Years In The NBA

YEAR	TOTAL ATTENDANCE	AVERAGE PER GAME	TOTAL YEAR	AVERAGE ATTENDANCE	PER GAME
1966-67	171,793	4,772	1988-89	736,964	17,975
1967-68	131,165	3,975	1989-90	754,564	18,404
1968-69	151,608	3,790	1990-91	757,745	18,482
1969-70	331,668	10,050	1991-92	759,969	18,536
1970-71	414,857	10,118	1992-93	759,656	18,528
1971-72	435,282	10,617	1993-94	759,816	18,532
1972-73	424,944	10,365	1994-95	926,278	22,592
1973-74	334,183	8,151	1995-96	969,149	23,638
1974-75	438,860	10,704	1996-97	978,453	23,865
1975-76	258,406	6,303	1997-98	983,517	23,988
1976-77	476,636	11,625	1998-99	560,012	22,400
1977-78	548,844	13,386	1999-00	907,064	22,124
1978-79	368,968	8,999	2000-01	888,654	21,674
1979-80	363,605	8,868	2001-02	776,311	18,934
1980-81	389,718	9,505	2002-03	804,303	19,617
1981-82	369,611	9,015	2003-04	809,177	19,736
1982-83	301,050	7,343	2004-05	828,384	20,204
1983-84	260,950	6,365	2005-06	868,720	21,188
1984-85	487,370	11,887	2006-07	912,364	22,253
1985-86	469,226	11,445	2007-08	901,502	21,988
1986-87	650,718	15,871			
1987-88	740,482	18,061	<b>TOTALS (42)</b>	<b>25,504,546</b>	

## Top Home Crowds in Bulls History

ATTENDANCE	TEAM	DAY	DATE
24,544	Utah (PO)	Friday	June 13, 1997
24,544	Utah (PO)	Wednesday	June 4, 1997
24,544	Utah (PO)	Sunday	June 1, 1997
24,544	Miami (PO)	Wednesday	May 28, 1997
24,544	Miami (PO)	Thursday	May 22, 1997
24,544	Miami (PO)	Tuesday	May 20, 1997
24,544	Atlanta (PO)	Tuesday	May 13, 1997
24,544	Atlanta (PO)	Thursday	May 8, 1997
24,544	Seattle (PO)	Sunday	June 16, 1996
24,544	Seattle (PO)	Friday	June 7, 1996
24,544	Seattle (PO)	Wednesday	June 5, 1996
24,411	Orlando (PO)	Sunday	May 19, 1996
24,397	Atlanta (PO)	Tuesday	May 6, 1997
24,396	New York (PO)	Tuesday	May 14, 1996
24,395	Orlando (PO)	Tuesday	May 21, 1996
24,394	New York (PO)	Sunday	May 5, 1996
24,361	Utah	Sunday	Jan. 25, 1998
24,358	Orlando (PO)	Sunday	May 14, 1995
24,328	New York (PO)	Tuesday	May 7, 1996
24,322	Orlando (PO)	Thursday	May 18, 1995
24,281	Orlando (PO)	Friday	May 12, 1995
24,267	Washington (PO)	Sunday	April 27, 1997
24,247	Orlando	Friday	March 24, 1995
24,221	Charlotte (PO)	Thursday	May 4, 1995
24,209	Houston	Sunday	Jan. 18, 1998

(PO) - Playoffs



## Attendance Highs & Lows

(The following reflects the largest and smallest home crowds against each Bulls opponent since the club was organized.)

TEAM	LARGEST	DATE	SMALLEST	DATE
Atlanta	24,207	02/13/98	1,105	12/17/68
Baltimore	13,747	03/20/70	1,388	01/01/68
Boston	23,944	03/23/98	2,742	01/02/68
Buffalo	15,796	04/05/77	4,882	12/09/72
Capital	5,201	01/30/74	3,124	10/19/73
Charlotte Bobcats	22,074	04/02/05	19,251	11/02/05
Charlotte Hornets	23,967	01/21/98	9,544	02/13/02
Cincinnati	15,130	02/06/72	2,617	12/26/68
Cleveland	23,955	04/04/97	3,518	03/20/84
Dallas	23,854	03/25/97	7,836	01/23/81
Denver	23,874	02/18/97	4,913	01/26/84
Detroit	24,139	02/15/98	1,357	12/10/68
Golden State	23,917	02/22/97	5,089	02/11/84
Houston	24,209	01/18/98	3,617	10/26/73
Indiana	24,131	02/17/98	4,132	02/15/83
Kansas City	18,129	03/18/77	3,396	04/12/83
L.A. Clippers	23,904	12/23/97	7,626	03/08/85
L.A. Lakers	24,192	12/17/97	1,077	01/29/67
Memphis	22,104	01/13/07	16,237	12/26/01
Miami	24,182	12/25/97	15,058	01/22/02
Milwaukee	24,041	12/05/97	1,006	12/19/68
Minnesota	23,985	04/03/98	15,109	11/11/94
N.O. Jazz	13,286	11/29/77	4,023	01/06/76
N.O. Hornets	22,217	03/18/05	16,823	12/03/02
New Jersey	23,916	03/29/97	5,116	02/02/82
N.Y. Knicks	24,182	04/18/98	1,815	01/07/69
N.Y. Nets	5,266	01/04/77	5,126	02/15/77
Orlando	24,247	03/24/95	13,023	12/05/01
Philadelphia	24,196	11/01/97	1,412	12/05/68
Phoenix	23,927	01/28/96	3,107	01/04/69
Portland	23,841	02/24/97	4,815	01/20/74
Sacramento	23,914	02/28/98	8,823	12/14/85
San Antonio	23,868	11/03/97	5,193	02/08/77
San Diego Rockets	16,282	11/28/69	1,157	12/03/68
San Diego Clippers	12,412	10/20/78	4,748	02/14/84
San Francisco	12,080	11/17/70	1,149	10/19/67
Seattle	24,112	01/13/98	891	11/07/68
St. Louis	4,389	01/25/86	1,926	03/14/67
Washington	23,969	04/07/98	3,962	12/23/83
Utah	24,361	01/25/98	4,322	02/21/84
Toronto	23,913	01/25/97	16,111	12/18/02
Vancouver	24,023	03/20/98	19,193	11/30/95



## Most Consecutive Free Throws Made by a Player in a Game

ATTEMPTS	MADE	PLAYER	GAME	LOCATION	DATE
23	23	Dominique Wilkins	ATL vs. CHI	ATL	12/08/92
19	19	Adrian Dantley	DET vs. CHI	DET (OT)	12/15/87
17	17	Adrian Dantley	UT vs. CHI	UT	02/05/80
16	16	Chet Walker	CHI vs. DET	CHI (OT)	02/19/71
16	16	Reggie Theus	CHI vs. SD	CHI	01/04/80
16	16	Moses Malone	PHI vs. CHI	CHI	02/25/86
15	15	Quintin Dailey	CHI vs. ATL	ATL	02/01/84
15	15	Michael Jordan	CHI vs. HOU	CHI	01/15/87

## Shortest Game

1:42	CHI 105 vs. HOU 91	12/02/78
------	--------------------	----------

## Longest Game Regulation

2:41	CHI 116 at PHO 103	02/11/07
2:40	HOU 116 vs. CHI 110	11/29/83
2:40	CHI 97 at NO 100	03/03/04

## Longest Game Overtime

3:24	CHI 156 at POR 155 (4 OT)	03/16/84
------	---------------------------	----------

## Chicago Games Canceled

	OPPONENT	LOCATION	REASON	REPLAYED
01/26/67	DET	DET	Snow	03/15/67
01/20/78	CLE	CHI	Snow	02/20/67
01/27/78	WAS	CHI	Snow	03/16/78
01/16/79	PHI	CHI	Snow	02/01/79
02/20/86	POR	CHI	Fog	02/21/86
01/12/00	CHA	CHA	Death of Bobby Phills	03/05/00

## Bulls Four-Point Plays

Sam Smith	at MIL	10/21/79	Ron Harper	vs. GS	02/22/97
Kyle Macy	at IND	11/19/85	Toni Kukoc	vs. GS	02/22/97
Craig Hodges	at SEA	03/25/89	Michael Jordan	vs. SAC	02/28/97
John Paxson	at BOS	03/31/91	Michael Jordan	vs. NJ	03/29/97
Scottie Pippen	vs. MIA	02/16/94	Jalen Rose	vs. ATL	03/18/03
Scottie Pippen	vs. ATL	03/08/94	Eric Piatkowski	at SAC	11/16/04
Pete Myers	vs. ATL	03/08/94	<b>BEN GORDON</b>	<b>VS. DET</b>	<b>12/03/05</b>
Michael Jordan	at MIN	02/16/96	<b>BEN GORDON</b>	<b>VS. DET</b>	<b>01/06/07</b>
Michael Jordan	at MIN	02/27/96	Chris Duhon	vs. ATL	02/20/07
Toni Kukoc	vs. MIL	03/05/96	<b>ANDRÉS NOCIONI</b>	<b>VS. MIA (PO)</b>	<b>04/24/07</b>
Ron Harper	at NY (PO)	05/12/96	<b>BEN GORDON</b>	<b>VS. CHA</b>	<b>12/01/07</b>
Toni Kukoc	at SEA (PO)	06/05/96	<b>KIRK HINRICH</b>	<b>VS. DAL</b>	<b>12/03/07</b>
Ron Harper	vs. CHA	12/14/96	<b>BEN GORDON</b>	<b>AT MIL</b>	<b>04/14/08</b>
Michael Jordan	vs. CHA	12/14/96			

## Opponent Four-Point Plays

Trent Tucker	vs. NY (PO)	05/19/89	Steve Smith	vs. NO	12/06/03
Bill Laimbeer	at DET	04/12/93	Allen Iverson	vs. PHI	04/08/06
David Wesley	vs. BOS	04/01/97	Stephen Jackson	at GS	02/07/08
Michael Redd	at MIL	11/13/02	Damon Jones	vs. CLE	03/06/08
Morris Peterson	vs. TOR	12/18/02			

## Most Consecutive Games in Chicago Uniform

446	B.J. Armstrong	02/08/90 at DEN - 04/23/95 at MIL
-----	----------------	-----------------------------------

## Five Bulls with 20 or More Points in a Game

01/08/70	vs. PHO	Bob Love (34), Clem Haskins (24), Bob Weiss (24), Tom Boerwinkle (22) and Chet Walker (21)
----------	---------	--

## Three Bulls with 30 or More Points in a Game

12/12/96	vs. LAL	Scottie Pippen (35), Toni Kukoc (31) and Michael Jordan (30)
----------	---------	--

## Two Bulls with 40 or More Points in a Game

02/18/96	at IND	Michael Jordan (44) and Scottie Pippen (40)
----------	--------	---

More Luxury  
For Less Money  
Isn't A Contradiction.  
It's Our Business Plan.



MERCEDES BENZ  
OF CHICAGO

---

1100 N. Clark Street  
Milwaukee South/East to Division  
Go left to Clark Street.

[fjchicago.com](http://fjchicago.com)

# RESNICK

## AUTOMOTIVE GROUP



2009  
LEXUS ES350

### WOODFIELD LEXUS

 350 E. GOLF ROAD  
SCHAUMBURG  
1-847-882-0200 





2009  
LEXUS RX350

[WWW.WOODFIELDLexus.COM](http://WWW.WOODFIELDLexus.COM)



ALL NEW 2009  
TOYOTA HIGHLANDER

### SCHAUMBURG TOYOTA-SCION

 TOYOTA  SCION  
875 W. GOLF ROAD  
SCHAUMBURG  
1-847-882-1800



2009  
TOYOTA CAMRY

[WWW.SCHAUMBURGTToyota.COM](http://WWW.SCHAUMBURGTToyota.COM)

## VISIT OUR NEW LOCATION TODAY!



2009  
MERCEDES-BENZ  
GL450

### MERCEDES-BENZ OF ST. CHARLES

 Mercedes-Benz  
220 NORTH RANDALL RD.  
ST. CHARLES  
1-800-NEW-BENZ



ALL NEW 2009  
MERCEDES-BENZ  
SL 550


[WWW.MBOFSTCHARLES.COM](http://WWW.MBOFSTCHARLES.COM)



2009  
TOYOTA COROLLA

### MIDTOWN TOYOTA-SCION

 TOYOTA  SCION  
2700 N. CICERO AVE  
CHICAGO  
1-773-622-6300



2009  
TOYOTA RAV4

[WWW.MIDTOWNTToyota.COM](http://WWW.MIDTOWNTToyota.COM)

# RESNICK

AUTOMOTIVE GROUP

Family Owned & Operated Since 1905



1130 E. REMINGTON RD. • SCHAUMBURG

847-490-3900

[WWW.RESNICKAUTOGROUP.COM](http://WWW.RESNICKAUTOGROUP.COM)