



Washington Wizards (15-64) @ Minnesota Timberwolves (54-24)



Tuesday, April 9th, 2024 — Target Center — 8:00 pm EDT — Regular Season Game #80 — Away Game #40

LAST GAME STARTERS

PLAYER / 2023-24 REGULAR SEASON AVERAGES

#1	Johnny Davis						F • 6-5 • 195 • Wisconsin/USA • 1st Season
GP/GS	PPG	RPG	APG	SPG	BPG	MPG	
47/4	2.6	1.4	0.6	0.3	0.2	11.5	
#8	Deni Avdija						F • 6-9 • 210 • Maccabi Tel Aviv/Israel • 3rd Season
GP/GS	PPG	RPG	APG	SPG	BPG	MPG	
72/72	14.6	7.2	3.8	0.8	0.5	29.9	
#00	Tristan Vukcevic						C • 7-0 • 225 • Partizan Belgrade/Serbia • Rookie
GP/GS	PPG	RPG	APG	SPG	BPG	MPG	
9/3	7.3	3.9	1.3	0.4	0.7	14.6	
#24	Corey Kispert						G • 6-7 • 220 • Gonzaga/USA • 2nd Season
GP/GS	PPG	RPG	APG	SPG	BPG	MPG	
77/19	13.2	2.8	1.8	0.5	0.2	25.4	
#13	Jordan Poole						G • 6-4 • 194 • Michigan/USA • 4th Season
GP/GS	PPG	RPG	APG	SPG	BPG	MPG	
77/65	17.3	2.7	4.4	1.1	0.3	30.0	

THE 2023-24 WASHINGTON WIZARDS MEDIA GUIDE IS AVAILABLE ONLINE AT [HOOPSOMG.COM](https://hoopsomg.com).
FOLLOW @WIZPRSTATS ON 'X' FOR STATS AND INFO

2023-24 REGULAR SEASON WIZARDS RECORDS

	RECORD	HOME	ROAD	OT
OVERALL	15-64	7-33	8-31	0-2
WESTERN	4-25	2-13	2-12	0-1
EASTERN	11-39	5-20	6-19	0-1
SOUTHEAST	4-12	1-7	3-5	--

STREAKS OVERALL: LOST 3 HOME: LOST 2 ROAD: LOST 1

BROADCAST INFORMATION

TV: Monumental Sports Network (Chris Miller, Drew Gooden, Meghan McPeak)
RADIO: 980 AM The Team & WFED 1500 AM (Dave Johnson, Glenn Consor)

INJURY REPORT

TBD

QUICK HITS

KYLE KUZMA

- Topped 20-plus points in a career-best TEN straight games spanning from Feb. 25 to March 16.
- His 11 games with 30+ points and 45 games with 20+ points are BOTH the most in a single season in his career.
- Is one of 10 players in the NBA averaging 22.0+ points, 6.0+ rebounds and 4.0+ assists per game this season.
- Is averaging career-highs in points (22.2 ppg), assists (4.2 apg) and field goal percentage (.463) this season.

DENI AVDIJA

- Is averaging single-season highs in points (14.6), rebounds (7.2) and assists (3.8) per game this season.
- Has topped 20+ points in a career-best 15 games on the campaign, including doing so in three of his last four outings (since April 2).
- Scored a career-high 43 points and grabbed a season-high 15 rebounds on Jan. 14 at NOP, becoming the first Wizard to record 40+ points and 15+ rebounds in a game since Moses Malone in 1987.
- Has collected 12 double-doubles over his last 22 appearances since Feb. 9 at Boston.

JORDAN POOLE

- Poole has topped 20+ points in 13 of his last 24 outings (since Feb. 23), averaging 20.9 points per game over that span.
- Is ONE of SEVEN players in the NBA to average 20.0 points, 6.0 assists and 1.0 steals per game this season since March 1.
- Has notched at least one steal in a career-high 47 games this season, also averaging a career-best 1.1 steals per game this season.

TYUS JONES

- Jones is currently leading the NBA with an assist-to-turnover ratio of 7.3.
- His 12 games with double-figure assists this season are a career-high.
- Has dished out at least 8+ assists in 19 of his last 27 outings (since Jan. 18), averaging 9.9 assists per game over that span.
- Has dished out 441 assists compared to just 57 turnovers over the team's last 70 games (since Nov. 13 at Toronto).
- Is averaging a career-best 12.0 points and 7.3 assists per game this season.

2023-24 REGULAR SEASON SCHEDULE

DATE	OPPONENT	SCORE	RECORD
10/25	@ Pacers	120-143 L	0-1
10/28	vs. Grizzlies	113-106 W	1-1
10/30	vs. Celtics	107-126 L	1-2
11/1	@ Hawks	121-130 L	1-3
11/3	@ Heat	114-121 L	1-4
11/6	@ 76ers	128-146 L	1-5
11/8	@ Hornets	132-116 W	2-5
11/10	vs. Hornets	117-124 L	2-6
11/12	@ Nets	94-102 L	2-7
11/13	@ Raptors	107-111 L	2-8
11/15	vs. Mavericks	117-130 L	2-9
11/17	vs. Knicks	99-120 L	2-10
11/20	vs. Bucks	129-142 L	2-11
11/22	@ Hornets	114-117 L	2-12
11/24	@ Bucks	128-131 L	2-13
11/25	vs. Hawks	108-136 L	2-14
11/27	@ Pistons	126-107 W	3-14
11/29	@ Magic	120-139 L	3-15
12/1	@ Magic	125-130 L	3-16
12/6	vs. 76ers	126-131 L	3-17
12/8	@ Nets	97-124 L	3-18
12/11	@ 76ers	101-146 L	3-19
12/13	vs. Pelicans	122-142 L	3-20
12/15	vs. Pacers	137-123 W	4-20
12/17	@ Suns	108-112 L	4-21
12/18	@ Kings	131-143 L	4-22
12/21	@ Trail Blazers	118-117 W	5-22
12/22	@ Warriors	118-129 L	5-23
12/26	vs. Magic	119-127 L	5-24
12/27	vs. Raptors	102-132 L	5-25
12/29	vs. Nets	110-104 W	6-25
12/31	vs. Hawks	126-130 L	6-26
1/3	@ Cavaliers	101-140 L	6-27
1/5	@ Cavaliers	90-114 L	6-28
1/6	vs. Knicks	105-121 L	6-29
1/8	vs. Thunder	128-136 L	6-30
1/10	@ Pacers	104-112 L	6-31
1/13	@ Hawks	127-99 W	7-31
1/15	vs. Pistons	117-129 L	7-32
1/18	@ Knicks	109-113 L	7-33
1/20	vs. Spurs	127-131 L	7-34
1/21	vs. Nuggets	104-113 L	7-35
1/24	vs. Timberwolves	107-118 L	7-36
1/25	vs. Jazz	108-123 L	7-37
1/27	@ Pistons	118-104 W	8-37
1/29	@ Spurs	118-113 W	9-37
1/31	vs. Clippers	109-125 L	9-38
2/2	vs. Heat	102-110 L	9-39
2/4	vs. Suns	112-140 L	9-40
2/7	vs. Cavaliers	106-114 L	9-41
2/9	@ Celtics	129-133 L	9-42
2/10	vs. 76ers	113-119 L	9-43
2/12	@ Mavericks	104-112 L	9-44
2/14	@ Pelicans	126-133 L	9-45
2/22	@ Nuggets	110-130 L	9-46
2/23	@ Thunder	106-147 L	9-47
2/25	vs. Cavaliers	105-114 L	9-48
2/27	vs. Warriors	112-123 L	9-49
2/29	@ Lakers	131-134* L	9-50
3/1	@ Clippers	115-140 L	9-51
3/4	@ Jazz	115-127 L	9-52
3/6	vs. Magic	109-119 L	9-53
3/8	vs. Hornets	112-100 W	10-53
3/10	@ Heat	110-108 W	11-53
3/12	@ Grizzlies	97-109 L	11-54
3/14	@ Rockets	119-135 L	11-55
3/16	@ Bulls	98-127 L	11-56
3/17	vs. Celtics	104-130 L	11-57
3/19	vs. Rockets	114-137 L	11-58
3/21	vs. Kings	109-102 W	12-58
3/23	vs. Raptors	112-109 W	13-58
3/25	@ Bulls	107-105 W	14-58
3/27	vs. Nets	119-122* L	14-59
3/29	vs. Pistons	87-96 L	14-60
3/31	vs. Heat	107-119 L	14-61
4/2	vs. Bucks	117-113 W	15-61
4/3	vs. Lakers	120-125 L	15-62
4/5	vs. Trail Blazers	102-108 L	15-63
4/7	@ Raptors	122-130 L	15-64
4/9	@ Timberwolves	8:00 pm	MMMT
4/12	vs. Bulls	7:00 pm	MMMT
4/14	@ Celtics	1:00 pm	MMMT

WASHINGTON WIZARDS 2023-24 ROSTER



NO.	PLAYER	POS.	HT.	WT.	BIRTHDATE	PRIOR TO NBA/HOME COUNTRY	NBA EXP.
8	Deni Avdija	F	6-9	210	01/03/2001	Maccabi Tel Aviv/Israel	3
35	Marvin Bagley III	F	6-11	235	03/14/1999	Duke/USA	5
7	Patrick Baldwin	F	6-9	220	11/18/2002	Wisconsin-Milwaukee/USA	1
14	Jules Bernard*	G	6-6	205	01/21/2000	UCLA/USA	R
4	Jared Butler	G	6-3	193	08/25/2000	Baylor/USA	2
9	Justin Champagnie*	F	6-6	206	06/29/2001	Pittsburgh/USA	2
0	Bilal Coulibaly	G	6-8	195	07/26/2004	Metropolitans 92/France	R
1	Johnny Davis	G	6-5	195	02/27/2002	Wisconsin/USA	1
16	Anthony Gill	F	6-8	230	10/17/1992	Virginia/USA	3
22	Richaun Holmes	F/C	6-10	240	10/15/1993	Bowling Green/USA	8
5	Tyus Jones	G	6-0	196	05/10/1996	Duke/USA	8
24	Corey Kispert	F	6-7	220	03/03/1999	Gonzaga/USA	2
33	Kyle Kuzma	F	6-10	221	07/24/1995	Utah/USA	6
97	Eugene Omoruyi	F	6-6	235	02/14/1997	Oregon/Nigeria	2
13	Jordan Poole	G	6-4	194	06/19/1999	Michigan/USA	4
20	Landry Shamet	G	6-4	190	03/13/1997	Wichita State/USA	5
00	Tristan Vukcevic	F/C	7-0	225	03/11/2003	Partizan Belgrade/Serbia	R

*Indicates Two-Way Players

STAFF

INTERIM HEAD COACH.....Brian Keefe (UNLV)

ASSISTANTS.....Joseph Blair (Arizona), David Vanterpool (St. Bonaventure),
Mike Miller (Texas A&M-Commerce), Zach Guthrie (Texas), James Posey (Xavier), Sammy Gelfand (George Washington)

HEAD ATHLETIC TRAINER.....Michael Ashton (High Point)

PRONUNCIATION GUIDE

Deni Avdija (Denny AHV-dee-uh); **Marvin Bagley III** (Bag-LEE); **Justin Champagnie** (SHAM-penny); **Bilal Coulibaly** (BEE-loll coo-lih-ba-LEE); **Richaun Holmes** (Ruh-SHAWN); **Eugene Omoruyi** (oh-mo-ROO-yee); **Landry Shamet** (SHAM-it); **Tristan Vukcevic** (VOOK-cheh-vitch)

HOW THE WIZARDS WERE BUILT

FREE AGENTS

- 2024** - Justin Champagnie
- 2023** - Jules Bernard
- Jared Butler
- Eugene Omoruyi
- 2020** - Anthony Gill

OBTAINED VIA TRADE

- 2024** - Marvin Bagley III (DET)
- Richaun Holmes (DAL)
- 2023** - Patrick Baldwin (GSW)
- Bilal Coulibaly (IND)
- Tyus Jones (MEM)
- Jordan Poole (GSW)
- Landry Shamet (PHX)
- 2021** - Kyle Kuzma (LAL)

OBTAINED VIA DRAFT

- 2023** - Tristan Vukcevic (DRAFTED 42ND OVERALL BY WAS, '23)
- 2022** - Johnny Davis (DRAFTED 10TH OVERALL BY WAS, '22)
- 2021** - Corey Kispert (DRAFTED 15TH OVERALL BY WAS, '21)
- 2020** - Deni Avdija (DRAFTED 9TH OVERALL BY WAS, '20)

NUMERICAL ROSTER

- 0** Bilal Coulibaly
- 1** Johnny Davis
- 5** Tyus Jones
- 8** Deni Avdija
- 13** Jordan Poole
- 16** Anthony Gill
- 22** Richaun Holmes
- 33** Kyle Kuzma
- 97** Eugene Omoruyi
- 00** Tristan Vukcevic
- 4** Jared Butler
- 7** Patrick Baldwin
- 9** Justin Champagnie
- 14** Jules Bernard
- 20** Landry Shamet
- 24** Corey Kispert
- 35** Marvin Bagley III



2023-24 REGULAR SEASON	PPG	OPP. PPG	FG%	3FG%	FT%	RPG	APG	SPG	TO	BPG
Wizards	113.4	122.8	.469	.345	.765	41.2	27.8	7.63	14.1	5.09
Timberwolves	113.0	106.0	.485	.388	.778	43.8	26.7	7.87	14.2	6.00



2023-24 REGULAR SEASON INDIVIDUAL BESTS			2023-24 REGULAR SEASON TIMBERWOLVES BESTS			2023-24 REGULAR SEASON TEAM		
Points	24	Deni Avdija vs. MIN 1/24/24	Points	38	Anthony Edwards vs. MIN 1/24/24	** No Biggest Win **		
Rebounds	15	Marvin Bagley III vs. MIN 1/24/24	Rebounds	16	Rudy Gobert vs. MIN 1/24/24	Biggest Loss	11	vs. MIN 1/24/24
Assists	8	Kyle Kuzma vs. MIN 1/24/24	Assists	5	Anthony Edwards vs. MIN 1/24/24, Kyle Anderson vs. MIN 1/24/24, Nickeil Alexander-Walker vs. MIN 1/24/24			

ALL-TIME SERIES FACTS			ALL-TIME SERIES FACTS		
	WIZARDS	TIMBERWOLVES		WIZARDS	TIMBERWOLVES
LARGEST MARGIN OF VICTORY	21, twice (last: 130-109, Jan. 1, 2021)	35 (109-74, Dec. 26, 2004)	MOST POINTS	142 (Nov. 28, 2022)	135 (March 9, 2019 - OT)
HIGH SCORER	Bradley Beal (44, Nov. 15, 2019)	Andrew Wiggins (41, Jan. 6, 2017)	LOW POINTS	72 (Jan. 8, 2012)	78 (Feb. 21, 2006)

2023-24 REGULAR SEASON VS. TIMBERWOLVES			2022-23 REGULAR SEASON VS. TIMBERWOLVES			SERIES HISTORY VS. TIMBERWOLVES			
DATE	SITE	TIME/RESULT	DATE	SITE	RESULT	ALL-TIME	STREAKS	LAST WIN	LAST LOSS
1/24/24	Washington	L, 107-118	11/28/22	Washington	W, 142-127	Overall	39-27	Lost 1	2/16/23
4/9/24	Minnesota	8:00 pm	2/16/23	Minnesota	W, 114-106	Home	23-11	Lost 1	11/28/22
						Road	16-16	Won 4	2/16/23

SERIES NOTES

- Washington swept last years series, 2-0, and have now swept Minnesota in three consecutive seasons after splitting the previous 10-of-11 series' dating back to 2009-10 and the only non-split being a single matchup during the 2011-12 shortened season.
- The Wizards had their seven-game win streak over the Timberwolves snapped (L, 107-118) the last time these teams met on Jan. 24. The streak served as the longest in series history, with the previous high sitting at four in a row (four times).
- The Wizards' 142 points scored against Minnesota last season on Nov. 28, 2022 are the most points Washington has scored in the history of the season series.
- The Wizards have scored 130 points in six of the last 11 meetings against the Timberwolves.

PREVIOUS TWO MEETINGS

TIMBERWOLVES 118, WIZARDS 107 – JANUARY 24, 2024 – CAPITAL ONE ARENA – WASHINGTON, DC – GAME #43 (7-36, 3-17 HOME)

TEAM	1	2	3	4	OT	FINAL	FG	FGA	FG%	3FG%	FT%	OR	DR	TR	A	PF	ST	TO	BS
MIN	30	27	33	28	-	118	42	100	.420	.281	.862	15	33	48	26	22	8	7	7
WAS	24	35	19	29	-	107	37	77	.481	.417	.793	7	42	49	31	22	2	21	3
TEAM	HIGH PTS		HIGH REB		HIGH AST		TEAM	HIGH PTS		HIGH REB		HIGH AST							
WAS	D. Avdija: 24		M. Bagley III: 15		K. Kuzma: 8		MIN	A. Edwards: 38		R. Gobert: 16		N. Alexander-Walker/K. Anderson/A. Edwards: 5							

WIZARDS 114, TIMBERWOLVES 106 – FEBRUARY 16, 2023 – TARGET CENTER – MINNEAPOLIS, MN – GAME #58 (28-30, 14-18 AWAY)

TEAM	1	2	3	4	OT	FINAL	FG	FGA	FG%	3FG%	FT%	OR	DR	TR	A	PF	ST	TO	BS
WAS	21	30	25	38	-	114	43	95	.453	.400	.824	13	36	49	25	14	13	16	6
MIN	36	23	28	19	-	106	39	95	.411	.276	.909	16	37	53	21	16	8	18	5
TEAM	HIGH PTS			HIGH REB			HIGH AST			TEAM	HIGH PTS			HIGH REB			HIGH AST		
WAS	B. Beal: 35			D. Avdija: 9			M. Morris: 6			MIN	A. Edwards: 34			R. Gobert: 19			K. Anderson: 8		

NOTEABLE CONNECTIONS

FORMER TIMBERWOLVES: Wizards Assistant Coach **Joseph Blair** served in the same capacity with the Timberwolves during the 2020-21 season ... Wizards guard **Tyus Jones** is a native of Minneapolis, Minn., and started his career with the Timberwolves, appearing in 247 games (34 starts) over four seasons with Minnesota (2015-19).

FORMER WIZARDS: Timberwolves President of Basketball Operations **Tim Connelly** hails from Baltimore, Md. and started his career working for the Wizards as a basketball operations intern in 1996, eventually working his way up to the title of director of player personnel.

LOCAL: Minnesota center **Luka Garza** hails from Washington, D.C. and attended the Maret School in Northwest D.C., earning 2017 Gatorade D.C. Boys Basketball player of the Year.



2023-24 REGULAR SEASON	PPG	OPP. PPG	FG%	3FG%	FT%	RPG	APG	SPG	TO	BPG
Bulls	111.7	113.4	.468	.358	.794	43.7	25.0	7.64	12.3	4.81
Wizards	113.4	122.8	.469	.345	.765	41.2	27.8	7.63	14.1	5.09



2023-24 REGULAR SEASON INDIVIDUAL BESTS	2023-24 REGULAR SEASON BULLS BESTS	2023-24 REGULAR SEASON TEAM
Points 23 Jordan Poole @ CHI 3/25/24	Points 34 Ayo Dosunmu @ CHI 3/16/24	Biggest Win 2 @ CHI 3/25/24
Rebounds 15 Richaun Holmes @ CHI 3/25/24	Rebounds 16 Nikola Vučević @ CHI 3/25/24	Biggest Loss 29 @ CHI 3/16/24
Assists 13 Jared Butler @ CHI 3/25/24	Assists 9 Ayo Dosunmu @ CHI 3/16/24	

ALL-TIME SERIES FACTS	ALL-TIME SERIES FACTS
WIZARDS	BULLS
LARGEST MARGIN OF VICTORY 28, twice (last: 135-107, Jan. 26, 1978)	MOST POINTS 143 (Oct. 30, 1982)
HIGH SCORER Bradley Beal (53, Feb. 23, 2020)	LOW POINTS 64 (Jan. 11, 2012)
	BULLS
	MOST POINTS 134 (April 9, 1984- 2OT)
	LOW POINTS 69 (Jan. 19, 2002)

2023-24 REGULAR SEASON VS. BULLS			2022-23 REGULAR SEASON VS. BULLS			SERIES HISTORY VS. BULLS				
DATE	SITE	TIME/RESULT	DATE	SITE	RESULT		ALL-TIME	STREAKS	LAST WIN	LAST LOSS
3/16/24	Chicago	L, 98-127	10/21/22	Washington	W, 102-100	Overall	110-132	Won 1	3/25/24	3/16/24
3/25/24	Chicago	W, 107-105	12/7/22	Chicago	L, 111-115	Home	68-49	Won 2	1/11/23	3/29/22
4/12/24	Washington	7:00 pm	1/11/23	Washington	W, 100-97	Road	39-80	Won 1	3/25/24	3/16/24
			2/26/23	Chicago	L, 82-102					

SERIES NOTES

- The season series was tied (2-2) last season, marking the first tie since the 2014-15 campaign.
- Washington snapped a four-game losing skid at Chicago the last time these teams met on March 25, winning 107-105 and picking up the team's first victory at the United Center since Feb. 8, 2021.
- Chicago has claimed the season series in four of the last five seasons dating back to 2018-19, winning 14 of the last 20 matchups during that span.
- Washington last claimed the season series, 2-1, in 2017-18.
- Chicago swept Washington in 2021-22, posting a 3-0 record against the Wizards and marking the first time the Bulls have swept the Wizards in a season series since the 2010-11 season.
- 16 of the last 20 games have been decided by single digits.

PREVIOUS TWO MEETINGS

WIZARDS 107, BULLS 105 – MARCH 25, 2024 – UNITED CENTER – CHICAGO, IL – GAME #72 (14-58, 8-30 AWAY)

TEAM	1	2	3	4	OT	FINAL	FG	FGA	FG%	3FG%	FT%	OR	DR	TR	A	PF	ST	TO	BS
WAS	31	22	29	25	-	107	39	97	.402	.286	.833	14	38	52	32	21	8	14	5
CHI	17	32	33	23	-	105	36	87	.414	.286	.821	9	37	46	27	14	9	12	8
TEAM	HIGH PTS		HIGH REB		HIGH AST		TEAM		HIGH PTS		HIGH REB		HIGH AST						
WAS	J. Poole: 23		R. Holmes: 15		J. Butler: 13		CHI		D. DeRozan: 27		N. Vučević: 16		D. DeRozan: 6						

BULLS 127, WIZARDS 98 – MARCH 16, 2024 – UNITED CENTER – CHICAGO, IL – GAME #67 (11-56, 7-30 AWAY)

TEAM	1	2	3	4	OT	FINAL	FG	FGA	FG%	3FG%	FT%	OR	DR	TR	A	PF	ST	TO	BS
WAS	19	26	24	29	-	98	36	84	.429	.406	.591	9	23	32	27	21	12	16	7
CHI	32	35	28	32	-	127	49	85	.576	.333	.724	12	39	51	33	16	9	15	4
TEAM	HIGH PTS		HIGH REB		HIGH AST		TEAM	HIGH PTS		HIGH REB		HIGH AST							
WAS	C. Kispert: 16		B. Coulibaly: 8		J. Poole: 8		CHI	A. Dosunmu: 34		N. Vučević: 13		A. Dosunmu: 9							

NOTEABLE CONNECTIONS

FORMER WIZARDS: Bulls General Manager **Marc Eversley** served as the Wizards' vice president of player personnel from 2013-2016 ... Chicago Assistant General Manager **Pat Connelly** spent seven seasons (2006-13) with Washington, starting as a part-time advance scout and rising to director of player personnel.

TEAMMATES: Bulls players **Alex Caruso** (2017-21) and **Andre Drummond** (2021) were Lakers teammates with Wizards forward Kyle Kuzma.

PLAYER MILESTONES



PLAYER	PTS	N	DA	REB	N	DA	AST	N	DA	STL	N	DA	BLK	N	DA	GAMES	N	DA	FGM	N	DA	3FGM	N	DA	FTM	N	DA
Deni Avdija	3,000	222	--	1,750	57	--	800	88	--	200	--	2/9/24	100	--	1/5/24	300	16	--	1,100	77	--	300	13	--	500	55	--
Marvin Bagley III	3,500	157	--	2,000	196	--	300	58	--	100	--	3/27/23	200	27	--	300	42	--	1,400	53	--	100	--	11/29/22	600	73	--
Bilal Coulibaly	500	--	3/12/24	250	--	3/16/24	100	--	3/10/24	--	--	--	--	--	--	--	--	--	200	12	--	--	--	--	100	8	--
Johnny Davis	--	--	--	--	--	--	--	--	--	--	--	--	--	--	--	--	--	--	100	--	3/16/24	--	--	--	--	--	--
Richaun Holmes	4,000	66	--	2,500	71	--	500	63	--	200	--	5/5/21	500	74	--	500	42	--	1,700	75	--	--	--	--	700	65	--
Isaiah Livers	500	--	11/29/23	250	2	--	100	13	--	--	--	--	--	--	--	100	6	--	200	--	1/10/24	100	--	4/4/23	--	--	--
Eugene Omoruyi	500	48	--	--	--	--	--	--	--	--	--	--	--	--	--	100	16	--	200	32	--	--	--	--	100	16	--
Anthony Gill	500	--	12/22/23	250	--	12/8/23	100	1	--	--	--	--	--	--	--	200	24	--	200	--	3/21/24	--	--	--	100	--	4/4/23
Tyus Jones	4,500	80	--	1,250	72	--	2,600	7	--	600	2	--	--	--	--	700	99	--	1,800	73	--	600	74	--	500	60	--
Corey Kispert	2,500	32	--	750	122	--	300	--	4/3/24	100	--	3/23/24	--	--	--	200	--	2/7/24	900	9	--	500	52	--	200	--	2/14/24
Kyle Kuzma	8,500	254	--	3,250	206	--	1,300	6	--	300	32	--	300	38	--	500	24	--	3,000	--	2/27/24	1,000	51	--	1,100	69	--
Jordan Poole	6,000	473	--	1,000	96	--	1,300	57	--	300	31	--	100	13	--	400	57	--	1,900	23	--	800	25	--	1,000	2	--
Landry Shamet	3,000	--	2/27/24	750	149	--	600	30	--	200	33	--	--	--	--	400	52	--	1,100	94	--	700	42	--	400	43	--

"N" = Needs, "DA" = Date Acquired

WIZARDS MILESTONES

DENI AVDIJA

- Avdija recorded his 500th career assist on 11/27 at DET, becoming the third player from the 2020 NBA Draft class to amass 500+ assists and 1000+ rebounds for his career, joining LaMelo Ball (CHA) and Anthony Edwards (MIN).
- Eclipsed 2,000 career points scored on 12/13 vs. NOP.
- Reached 1,000 made field goals for his career on 4/2 vs. MIL.

TYUS JONES

- Jones reached 4,000 career points on 12/27 vs. TOR.

COREY KISPERT

- Kispert knocked down his 300th career three-point field goal on 11/24 at MIL, becoming the quickest player to make 300 three-pointers in franchise history after doing so in his 165th career game.
- Kispert eclipsed 2,000 career points on 2/4 vs. PHO.

KYLE KUZMA

- Reached both 800 three-pointers and 1,000 assists for his career during the home opener on 10/28 vs. MEM.
- Kuzma eclipsed 7000 career points on 11/22 at CHA, becoming the fourth player in the 2017 NBA Draft class to eclipse this mark.
- Reached 900 made three-pointers for his career on 1/27 at DET.
- Connected on his 3,000th career field goal on 2/27 vs. GSW.
- Scored his 8,000th career point on 3/4 at UTA.

JORDAN POOLE

- Poole reached 200 steals for his career on 11/22 at CHA.
- Reached 1,000 career assists on 12/21 at POR.
- Scored his 5,000th career point on 2/14 at NOP.

LANDRY SHAMET

- Shamet reached 3,000 career points on 2/27 vs. GSW.

BIENVENUE, BILAL

WHAT THEY'RE SAYING ABOUT THE WIZARDS' ROOKIE

"Remember his name. He turned 19 in late July, making him the league's third-youngest player on opening night, and he was billed as an ultra-talented, but ultra-raw, prospect... **He's shooting 47 percent from 3 on 3.1 attempts per game, and he's already starting to guard opponents' top perimeter scorers.** I've been shocked by his uncommonly high level of poise. **Nothing seems to rattle him, and nothing seems to make him overconfident.** I thought he was the ultimate high-risk, high-reward pick when Washington traded up to draft him seventh. Again, I was wrong. After his first 11 games, I cannot say for certain whether he'll hit his ceiling, but there's no doubt in my mind that he will not be a bust. **There's nothing risky about him.**"

-Josh Robbins, The Athletic on Nov. 16

"He's doing a good job of punishing defenders going under on screens [and] he has a positive assist-turnover ratio this year. He's attacking closeouts [and] making kick-out passes. There's been a couple of times that he's even been a screener for Tyus Jones within the flow of the offense and made short roll passes after rolling hard at the basket. **Defensively, he's been really good this year defending a bunch of different types of players:** Scottie Barnes, Duncan Robinson, Jaylen Brown, Spencer Dinwiddie, Tyler Herro – all different types of players, all different sized players. And then, **his most impressive defensive game was against Luka [Doncic].** He had some great, great on-ball possessions sticking to Luka. A hard contest, keep it in front of him. **Bilal Coulibaly, one of the most impressive rookies in all of the NBA so far this season.**"

-Kevin O'Connor, the Ringer on Nov. 17

"One of Coulibaly's **most valuable characteristics**, especially as a player who's supposed to take this year to absorb as much as possible, **is that he moves on easily.**"

-Ava Wallace, Washington Post on Nov. 20

"The Wizards have the makings of a **long-term contributor** and **maybe even an All-Star** in French rookie Bilal Coulibaly."

-Jeff Zillgitt, USA Today on Nov. 21

"Rookie Bilal Coulibaly has **been a pleasant surprise**, with **more offensive polish** than expected. He's shot 20-for-26 (77%) in the restricted area and 9-for-17 (53%) on corner 3s."

-John Schuhmann, NBA.com on Nov. 21

"Coulibaly, **the league's third-youngest player on opening night**, has **made significant strides** since the Wizards traded up to snag him seventh overall in June's draft. Unseld already has assigned Coulibaly to **defend opponents' best perimeter scorer**; on Wednesday, for instance, Coulibaly guarded the Dallas Mavericks' Luka Doncic for stretches, giving Coulibaly a valuable learning experience in a season that already has been filled with them. **On offense, Coulibaly has looked increasingly comfortable**, showing improved ballhandling and — in the biggest surprise of Washington's season — **has made 47 percent of his 3-point tries on 3.1 attempts per game.**"

-Josh Robbins, The Athletic on Nov. 17

"Bilal Coulibaly was **my third-favorite prospect in this draft**, and **he's playing pretty well so far.** He's played good basketball over the last week and a half."

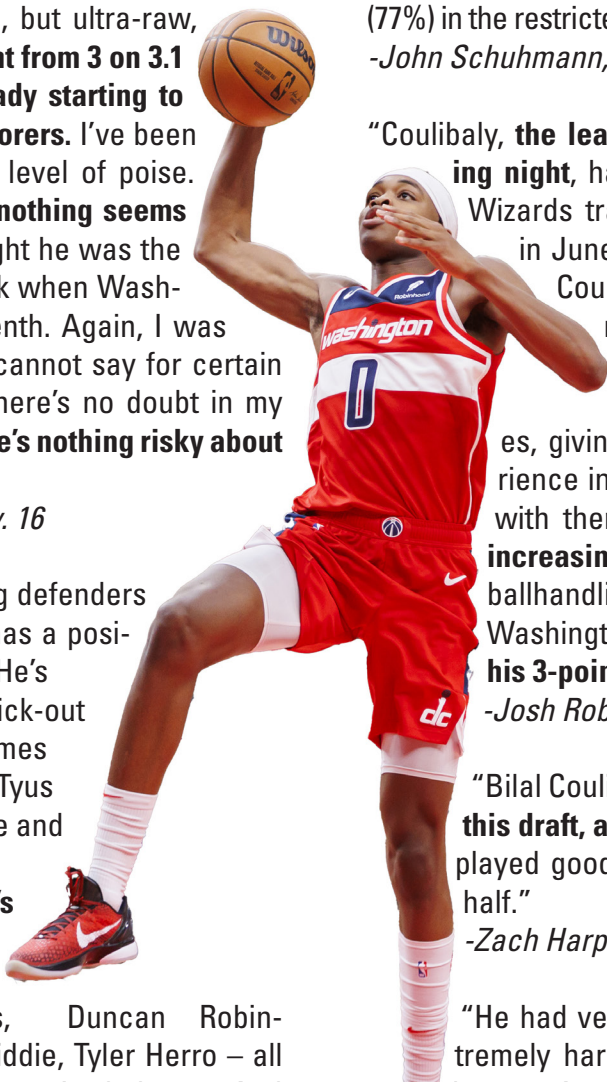
-Zach Harper, The Athletic on Nov. 21

"He had very good moments [and] he played extremely hard. He was guarding [Damian Lillard], he wasn't scared of the moment. He had a couple backdoor cuts, a couple dunks in transition. **Right now, he's in the right mindset. He's not trying to be flashy. He's trying to play extremely hard and help his teammates by being in the right position and play the game the right way.** I feel like the more he has that attitude, eventually he is going to get the ball more to play-make for himself... **The sky is going to be the limit for him.**"

-Giannis Antetokounmpo, Milwaukee Bucks, on Nov. 20

"**He looked the part.** He used his length pretty well. He **didn't come off like he was worried or scared or anything like that...** He has a chance to be a really good player."

-Damian Lillard, Milwaukee Bucks, on Nov. 20





WIZARDS

GAME NOTES

STATISTICAL RESEARCH ASSISTANCE PROVIDED BY THE ELIAS SPORTS BUREAU, BASKETBALL-REFERENCE.COM, SPORT RADAR, NBA.COM/STATS



2023-24 WIZARDS TEAM NOTES

PUSHING THE PACE

Per Sportradar, Washington currently ranks **FIRST** in the league in pace at a rate of 102.6.

Pace is defined as the estimate of possessions a team uses in a game (per 48 minutes).

TEAM, PACE LEADERS NBA, 2023-24

RANK	TEAM	PACE
1	WASHINGTON	102.6
2	INDIANA	101.6
3	SAN ANTONIO	101.0
4	LA LAKERS	100.9
5	ATLANTA	100.2
6	DALLAS	100.1
7	MILWAUKEE	100.1
8	DETROIT	99.8

Washington is the only team in the league this season with a pace of over 102.5 and is one of only 15 teams to have recorded a pace of 102.5-or-better in a single season since the stat became officially recorded in 1996-97.

Washington's current pace ranks as the second fastest in team history (since at least 1996-97), recording a pace of 104.1 in 2020-21.

HOME COOKIN'

Washington won their Oct. 28 home opener against Memphis 113-106 and have now claimed their last three home openers dating back to the 2021-22 season.

This marks the first time Washington has won three straight home-opening games since the 1982-84 campaigns.

THE SEASON OF GIVING

The Wizards are currently averaging 27.8 assists per game, good for the ninth-best mark in the league.

ASSISTS PER GAME TEAMS, NBA, 2023-24

RANK	TEAM	ASSISTS/G
1	INDIANA	30.5
2	SAN ANTONIO	29.9
3	DENVER	29.4
4	GOLDEN STATE	29.2
5	TORONTO	28.8
6	LA LAKERS	28.5
7	SACRAMENTO	28.5
8	CLEVELAND	28.0
9	WASHINGTON	27.8

The Wizards are one of four teams in the NBA to have an active six-season streak of averaging 25+ assists per game which dates back to the 2017-18 season.

MOST CONSECUTIVE SEASONS WITH 25+ AST. PER GAME

TEAMS, NBA

RANK	SEASONS	AVG. 25+ AST /G	TEAM
1	9		GSW
2	7		DEN
T3	6		WAS
T3	6		NOP

Washington has dished out at least 25+ assists in 63 games this season, the team's most-such games in a single season in franchise history.

RANK	GAMES WITH 25+ ASTS.	YEAR
1	63	2023-24
T2	56	1989-90
T2	56	1978-79
4	54	1980-81



2023-24 WIZARDS TEAM NOTES

PAINT PRODUCTION

The Wizards have continued to place an emphasis on scoring in the paint, currently ranking **THIRD** in the league in points in the paint per game with 54.9.

POINTS IN THE PAINT PER GAME TEAMS, NBA, 2023-24

RANK	TEAM	PITP/G
1	INDIANA	57.6
2	LA LAKERS	55.5
3	WASHINGTON	54.9
4	TORONTO	54.1
5	DENVER	53.2
6	UTAH	53.1
7	OKLAHOMA CITY	52.4
8	NEW ORLEANS	51.8

Washington is one of four teams in the NBA to have averaged at least 49.0 paint points per game in each season since the 2020-21 campaign.

MOST SEASONS AVG. 49.0+ PITP/G TEAMS, NBA, SINCE 2020-21

RANK	SEASONS AVG. 49+ PITP/G	TEAM
T1	4	WAS
T1	4	LAL
T1	4	DEN
T1	4	IND

The Wizards' 54.9 points in the paint per game ranks as the most in franchise history since the stat became officially tracked starting in 1996-97.

POINTS IN THE PAINT PER GAME WIZARDS, TEAM HISTORY

RANK	SEASON	PITP/G
1	2023-24	54.9
2	2020-21	52.8
3	2022-23	51.2
4	2018-19	50.1
5	2021-22	49.0
6	1996-97	48.8
7	2019-20	45.6
8	2016-17	45.0

YOUR LOSS, OUR GAIN!

Washington is averaging 17.2 points off turnovers per game, good for the sixth-most in the NBA this season.

POINTS OFF TURNOVERS PER GAME TEAMS, NBA, 2023-24

RANK	TEAM	PTS/G
1	OKLAHOMA CITY	20.3
2	ORLANDO	18.6
3	PHILADELPHIA	17.8
4	INDIANA	17.5
5	NEW ORLEANS	17.4
6	WASHINGTON	17.2
7	MEMPHIS	17.2
8	ATLANTA	17.1

PUSH IT!

Washington's 17.4 fast break points per game rank as the second-most in the Association this season.

FAST BREAK POINTS PER GAME TEAMS, NBA, 2023-24

RANK	TEAM	PTS/G
1	TORONTO	19.0
2	WASHINGTON	17.4
3	LA LAKERS	16.9
4	INDIANA	16.4
5	PHILADELPHIA	15.8
6	HOUSTON	15.8
7	DALLAS	15.7
8	OKLAHOMA CITY	15.6





2023-24 WIZARDS PLAYER NOTES

KUZ CONTROL

Wizards forward Kyle Kuzma netted a season-high 38 points on Dec. 31 vs. Atlanta, knocking down 15-of-31 shots (7-18 3PT), setting career-highs in field goal attempts (31) and three-point field goal attempts (18).

By doing so, Kuzma became just the fourth player in team history to score at least 35+ points on 15+ field goals and 7+ three-pointers made.

GAMES W/ 35+ PTS, 15+ FGM, 7+ 3PM PLAYERS, WIZARDS HISTORY

PLAYER	PTS	FGM	3PM	DATE
KYLE KUZMA	38	15	7	12/31/23
KRISTAPS PORZINGIS	43	17	7	3/8/23
BRADLEY BEAL	60	20	7	1/6/21
BRADLEY BEAL	55	19	8	2/24/20
BRADLEY BEAL	40	15	7	3/15/19
BRADLEY BEAL	39	16	7	12/31/17
GILBERT ARENAS	43	16	7	2/27/05

Kuzma is currently averaging a career-best 22.3 points per game, also recording career-highs in assists per game (4.2), field goal percentage (.463) and free throw percentage (.774).

Kuzma is currently as ONE of SIX players in the NBA to record at least 450 rebounds on 150+ three-pointers made.

PLAYERS WITH AT LEAST 450+ REBS & 150+ 3PM NBA, 2023-24

PLAYER	REBS	3PM	TEAM
MILES BRIDGES	494	153	CHA
LUKA DONCIC	626	272	DAL
KEVIN DURANT	475	160	PHX
KYLE KUZMA	464	151	WAS
MICHAEL PORTER JR.	544	213	DEN
JAYSON TATUM	592	224	BOS



Kuzma is one of 10 players in the NBA, and ONE of SIX in the Eastern Conference, to average 22.0+ points, 6.0+ rebounds and 4.0+ assists per game this season.

PLAYERS AVG. 22.0+ PTS, 6.0+ REBS, & 4.0+ AST PER GAME EASTERN CONFERENCE, 2023-24

PLAYER	PTS/G	REB/G	AST/G	TEAM
KYLE KUZMA	22.2	6.6	4.2	WAS
JAYSON TATUM	27.0	8.2	4.9	BOS
JULIUS RANDLE	24.0	9.2	5.0	NYK
JOEL EMBIID	34.7	11.0	5.5	PHI
PAOLO BANCHERO	22.6	6.8	5.3	ORL
G. ANTETOKOUNMPO	30.7	11.6	6.5	MIL



KUZMA THROUGH 79

Kuzma has eclipsed 30+ points 11 times and 20+ points on 45 occasions this season, both of which rank as career-bests through 79 games on the campaign.

MOST 30+ POINT GAMES IN A SINGLE SEASON KYLE KUZMA, CAREER

RANK	30+ PT. GAMES	SEASON
1	11	2023-24
2	10	2022-23
3	7	2018-19
T4	4	2021-22
T4	4	2017-18

MOST 20+ POINT GAMES IN A SINGLE SEASON KYLE KUZMA, CAREER

RANK	20+ PT. GAMES	SEASON
1	45	2023-24
2	39	2022-23
3	29	2018-19
4	26	2021-22
5	24	2017-18

Kuzma's 45 games with 20+ points also rank as the fifth-most among forwards in the Eastern Conference.

MOST 20+ POINT GAMES EASTERN CONFERENCE FORWARDS NBA, 2023-24

RK.	NAME	20+ PT. GAMES	TEAM
1	G. ANTETOKOUNMPO	66	MIL
2	JAYSON TATUM	63	BOS
3	PAOLO BANCHERO	50	ORL
4	JAYLEN BROWN	46	BOS
5	KYLE KUZMA	45	WAS
6	PASCAL SIAKAM	44	TOR/IND
7	MIKAL BRIDGES	38	BKN
8	JULIUS RANDLE	34	NYK

KUUUUZZ FROM THREE

Since entering the league in 2017-18, Kuzma has knocked down at least 125+ three-pointers in six different seasons, one of three forwards in the NBA to have done so.

SEASONS WITH 125+ 3PM, FORWARDS, NBA, SINCE 2017-18

RK.	NAME	NO. OF SEASONS	TEAM
1	BOJAN BOGDANOVIĆ	7	NYK
T2	KYLE KUZMA	6	WAS
T2	PAUL GEORGE	6	LAC
T4	JAYSON TATUM	5	BOS
T4	KHRIS MIDDLETON	5	MIL

Kuzma is one of seven forwards in the Eastern Conference, alongside teammate Corey Kispert, to shoot .450-or-better from the floor while connecting on at least 2.2 three-point field goals per game.

.450 FG% OR BETTER, 2.2+ 3PM/G, EASTERN CONFERENCE FORWARDS NBA, 2023-24

PLAYER	TEAM	FG%	3PM/G
COREY KISPert	WAS	.485	2.2
JAYSON TATUM	BOS	.472	3.1
KYLE KUZMA	WAS	.463	2.2
MILES BRIDGES	CHA	.461	2.3
DUNCAN ROBINSON	MIA	.453	2.8
BOJAN BOGDANOVIĆ	NYK	.453	2.4
SAM HAUSER	BOS	.451	2.5

33 TOPPING 20

Kuzma topped 20-plus points in a career-best TEN straight games spanning from Feb. 25 to March 16.

MOST CONSECUTIVE 20+ POINT GMS, KYLE KUZMA, CAREER

RK.	CONS. 20+ PT. GMS	DATE(S)
1	10	2/25/24-3/14/24
T2	8	3/18/23-11/8/23
T2	8	12/28/21-1/11/22
T4	6	12/4/22-12/14/22
T4	6	11/18/22-11/30/22
T4	6	12/2/18-12/13/18



NO DENI-ING AVDIJA

Wizards forward Deni Avdija scored a career-high 43 points (13-24 FG, 6-10 3PT, 11-13 FT) and added 15 rebounds, three assists and one block on Feb. 14 at New Orleans.

With 43 points and 15 rebounds, Avdija became the first Wizards player since Moses Malone in 1987 to amass 40+ points and 15+ rebounds in a single game.

PLAYERS WITH 40+ PTS, 15+ REBS, SINCE 1974, SINGLE GAME, WIZARDS HISTORY

PLAYER	PTS.	REBS.	DATE
DENI AVDIJA	43	15	2/14/23
MOSES MALONE	41	20	1/12/87
ELVIN HAYES	47	20	3/13/77
ELVIN HAYES	43	23	1/18/74

TURN IT UP, TURBO

Avdija finished the month of February as one of only FIVE players in the NBA to average at least 20.0 points and 8.0 rebounds per game on .550-or-better shooting.

PLAYERS TO AVERAGE 20.0+ PTS & 8.0 REBS PER GAME, ON .550-OR-BETTER FG%, NBA, FEBRUARY 2024

PLAYER	PTS/G	REB/G	FG%
G. ANTETOKOUNMPO	29.3	9.7	.655
ANTHONY DAVIS	25.8	13.3	.579
NIKOLA JOKIC	23.7	13.0	.558
DENI AVDIJA	20.1	9.3	.559
DOMANTAS SABONIS	20.0	13.8	.613



MAKE IT RAIN (LIKE IN SEATTLE)

Wizards third-year forward Corey Kispert, a native of the Pacific Northwest having grown up in Edmonds, Washington, 15 miles south of Seattle, connected at a career-best .424 clip from three-point range during the 2022-23 season. This ranked as the HIGHEST three-point percentage among all qualified first and second-year players last year.

3PT %, 1ST AND 2ND YEAR PLAYERS NBA, 2022-23

RANK	PLAYER	3PT %	TEAM
1	COREY KISPERT	.424	WAS
2	SAM HAUSER	.418	BOS
3	KEEGAN MURRAY	.411	SAC
4	TREY MURPHY III	.406	NOP
5	AUSTIN REAVES	.398	LAL
6	AJ GRIFFIN	.390	ATL

Kispert's career three-point field goal percentage of .387 since entering the league in 2021-22 ranks as the fourth-highest among all third year players (minimum 100 3PM).

CAREER 3PT %, 3RD YEAR PLAYERS NBA, 2021-23

RANK	PLAYER	3PT %	TEAM
1	SAM HAUSER	.424	BOS
2	AARON WIGGINS	.388	OKC
3	TREY MURPHY III	.388	NOP
4	COREY KISPERT	.387	WAS
5	HERBERT JONES	.372	NOP

Kispert's 443 made three-point field goals since entering the league in 2021-22 rank as the second-most by any third-year player.

CAREER 3PM, 3RD YEAR PLAYERS NBA, 2021-23

RANK	PLAYER	3PM	TEAM
1	JALEN GREEN	534	HOU
2	COREY KISPERT	448	WAS
3	TREY MURPHY III	422	NOP
4	SAM HAUSER	343	BOS
5	FRANZ WAGNER	318	ORL
6	QUENTIN GRIMES	310	NYK
7	AUSTIN REAVES	283	LAL



THE OUI-ZARD

Washington Wizards rookie, and the seventh overall selection of the 2023 NBA Draft, Bilal Coulibaly became the youngest player to appear in a season-opening game, and the third-youngest player in franchise history to appear in a game for Washington, when he clocked in with 3:18 remaining in the first quarter during the teams' season opener at Indiana on October 25, 2023.

YOUNGEST PLAYERS TO APPEAR IN A GAME WIZARDS, FRANCHISE HISTORY

PLAYER	AGE	DATE	OPP.
ANDRAY BLATCHE	19y-81d	11/11/05	vs. SEA
TROY BROWN	19y-88d	10/24/18	at GSW
BILAL COULIBALY	19y-91d	10/25/23	at IND

Coulibaly recorded his first career start on October 30 vs. Boston where he recorded 9 points and added five rebounds, two blocks, one assist and one steal in 28 minutes.

By recording his first career start at the age of 19 years and 96 days old, Coulibaly became the youngest player in franchise history to start in a game, surpassing Bradley Beal who was 19 years and 124 days old (Oct. 30, 2012 at Cleveland).

Coulibaly is one of seven rookies to record averages of 8.0+ points, 4.0+ rebounds and 1.5+ assists per game this season.

8+ PTS, 4+ REBS, 1.5+ ASTS PER GAME NBA ROOKIES, 2023-24

PLAYER	PTS/G	REB/G	AST/G	TEAM
BILAL COULIBALY	8.4	4.1	1.7	WAS
CHET HOLMGREN	16.6	7.9	2.5	OKC
BRANDON MILLER	17.2	4.3	2.4	CHA
BRANDIN PODZIEMSKI	9.3	5.8	3.8	GSW
AMEN THOMPSON	9.1	6.3	2.4	HOU
AUSAR THOMPSON	8.8	6.4	1.9	DET
V. WEMBANYAMA	21.3	10.7	3.8	SAS



LE DÉFENSEUR (THE DEFENDER)

Washington Wizards rookie Bilal Coulibaly recorded at least one block in 34 games during his rookie campaign and notched at least one steal in 32 outings through 63 career games played.

Coulibaly currently stands as one of FIVE rookies in the NBA with at least 40+ steals and 40+ blocks on the season.

ROOKIES WITH 40+ STLs, 40+ BLK NBA, 2023-24

PLAYER	TEAM	STL	BLK
BILAL COULIBALY	WAS	57	48
CHET HOLMGREN	OKC	49	184
BRANDON MILLER	CHA	63	42
AUSAR THOMPSON	DET	68	59
VICTOR WEMBANYAMA	SAS	87	245



TYUS' TIME

Newly acquired Wizards guard Tyus Jones has led the NBA in assist-to-turnover ratio for five consecutive seasons (2018-23), surpassing Chris Paul's four-year run for the longest such streak in NBA history.

TYUS JONES, AST/TO RATIO NBA, 2018-23

NBA RK.	AST/TO	SEASON	TEAM
1	5.64	2022-23	MEM
1	7.04*	2021-22	MEM
1	5.40	2020-21	MEM
1	5.18	2019-20	MEM
1	6.96	2018-19	MIN

*best single season assist/turnover ratio (7.04) in NBA history

Jones is currently leading the NBA in assist-to-turnover ratio for a sixth-consecutive season.

AST/TO RATIO LEADERS PLAYERS, NBA, 2023-24

RANK	PLAYER	TEAM	AST/TO
1	TYUS JONES	WAS	7.3
2	SAM MERRILL	CLE	5.7
3	TYRESE HALIBURTON	IND	4.8
4	FRED VANVLEET	HOU	4.7
5	MIKE CONLEY	MIN	4.7

Jones has not conceded a turnover in 15 games this season in games with at least 5+ assists, the most such games among players this season (min. 20 minutes played in each contest).

GAMES W/ ZERO TURNOVERS, 5+ AST MIN. 20 MINUTES PLAYER PER GAME PLAYERS, NBA, 2023-24

RANK	PLAYER	TEAM	NO./G
1	TYUS JONES	WAS	15
2	MIKE CONLEY	MIN	14
3	TYRESE MAXEY	PHI	12
T4	DERRICK WHITE	BOS	11
T4	CHRIS PAUL	GSW	11
T6	D'ANGELO RUSSELL	LAL	10
T6	TRE JONES	SAS	10
T8	FRED VANVLEET	HOU	9
T8	DENNIS SCHRODER	BKN	9
T8	TYRESE HALIBURTON	IND	9
T8	JALEN BRUNSON	NYK	9



Since entering the league in 2015-16, Jones has recorded the fewest turnovers in the NBA among all players with 2,000-or-more assists during that span.

FEWEST TURNOVERS RECORDED, PLAYERS WITH 2,000+ ASSISTS NBA, 2015-23

RANK	PLAYER	TEAM	AST	TO
1	TYUS JONES	WAS	2593	466
2	TYRESE HALIBURTON	IND	2244	582
3	CORY JOSEPH	--	2056	689
4	AL HORFORD	BOS	2174	714
5	MALCOLM BROGDON	POR	2058	751
6	ISH SMITH	--	2478	761
T7	TERRY ROZIER	MIA	2170	819
T7	FRED VANVLEET	HOU	2775	819



APRIL IN WIZARDS HISTORY

April 1973..... Franchise moves to Washington, renamed the Capital Bullets.
 April 2021..... Wizards win a franchise-record 12 games in the month of April, posting a 12-5 overall record.
 April 1, 1979..... Dick Motta won his 500th career game over Denver.
 April 2, 2019..... Ernie Grunfeld is relieved of his duties as President of the Wizards, Tommy Sheppard is named interim General Manager.
 April 3, 1968..... Earl Monroe named Rookie of the Year.
 April 6, 2010..... Gus Johnson elected to the Naismith Hall of Fame.
 April 7, 1969..... Wes Unseld named Rookie of the Year.
 April 8, 1987..... Moses Malone scored 50 points in a victory over the New Jersey Nets (118-109).
 April 9, 1969..... Gene Shue named Coach of the Year.
 April 10, 2018..... John Wall becomes the first player in franchise history to reach 5,000 career assists.
 April 11, 2005..... Eddie Jordan won his 100th career game as head coach.
 April 14, 2011..... John Wall named Eastern Conference Rookie of the Month for four consecutive months (January – April).
 April 16, 2003..... Michael Jordan played his final NBA game.
 April 19, 2001..... Doug Collins named head coach.
 April 20, 1975..... Elvin Hayes sets a franchise playoff record with 46 points against the Buffalo Braves.
 April 20, 1974..... Team changes its name from the Capital Bullets to the Washington Bullets.
 April 21, 2015..... John Wall sets the franchise playoff record with 17 assists against the Toronto Raptors.
 April 21, 2021..... Bradley Beal passes John Wall for the third-most minutes played in franchise history.
 April 21, 2021..... Fans are welcomed back to Capital One Arena for the first time in 407 days in the midst of the COVID-19 pandemic, topping the Warriors 118-114.
 April 22, 2009..... Flip Saunders named head coach.
 April 24, 1994..... Wes Unseld resigned as head coach.
 April 25, 2021..... Bradley Beal passes Charles Jones to move into fourth all-time in games played in Washington.

WASHINGTON WIZARDS
2023-24 PROMOTIONAL CALENDAR

12.15 - 7PM BEANIE	12.26 - 7PM PLUSH BLANKET	12.27 - 7PM PLAYER DESIGNED HAT SERIES #1: TYUS JONES	12.29 - 7PM SHOE CHARMS	12.31 - 3PM REVENGE! "BRADLEY BEAL'S" BUCKET HAT
1.15 - 3PM DMV BOBBLEHEAD SERIES #1: VIRGINIA ALI	1.21 - 6PM G-WIZ PLUSHIE	1.24 - 7PM PLAYER DESIGNED HAT SERIES #2: DENI AVDJAJA	1.25 - 7PM POOL(E) PARTY TOWEL	1.31 - 1PM DENI AVDJAJA LIFESTYLE BOBBLEHEAD
2.2 - 7PM JORDAN POSE CITY EDITION BOBBLEHEAD <small>courtesy of "Basketball Hoops"</small>	2.10 - 7PM DMV BOBBLEHEAD SERIES #2: FRANCES TIAFOE	2.25 - 6PM BUILDING BLOCK SET	3.8 - 7PM PLAYER DESIGNED HAT SERIES #3: GILBERT ARINAS	3.8 - 7PM FOR THE DISTRICT BELT BAG
3.17 - 6PM DMV BOBBLEHEAD SERIES #3: PISTON 1	3.23 - 8PM GYM BAG	4.2 - 7PM SUSTAINABLE WATER BOTTLE	4.12 - 7PM CITY EDITION T-SHIRT	Giveaways and dates subject to change, quantities limited.

WIZARDS UPCOMING JERSEY SCHEDULE & RECORDS

GAME	JERSEY
APRIL 9 AT MIN	CITY
APRIL 12 VS. CHI	CITY
APRIL 14 AT BOS	STATEMENT

ASSOCIATION



6-21

ICON



3-14

STATEMENT



4-12

CITY



2-17



#8 Deni Avdija

Forward • 6-9 • 210lbs • 23 • Maccabi Tel Aviv/Israel

3 Years Pro

SEASON	GP	GS	PPG	RPG	APG	SPG	BPG	MPG	FG%	3FG%	FT%			
2023-24	72	72	14.6	7.2	3.8	0.83	0.47	29.9	.510	.376	.740			
	POINTS				REB	AST	BLK	STL		DBL-DBL	TPL-DBL			
	10+	20+	30+	10+	10+	3+	3+							
2023-24	52	15	2	17	--	1	4	17	--					
Career	130	23	2	40	1	3	15	33	--					

RECENT GAMES

OPPONENT	W/L	MIN	FG-A	3P-A	FT-A	OR	DR	TR	A	PF	ST	TO	BS	PTS
4/7 at TOR	L	41:14	11-19	2-6	8-12	1	9	10	5	3	2	4	3	32
4/5 vs. POR	L	38:30	7-12	0-2	8-8	1	11	12	0	2	1	2	2	22
4/3 vs. LAL	L	21:36	2-5	1-2	2-3	1	1	2	2	0	1	2	0	7
4/2 vs. MIL	W	38:49	10-17	0-5	3-4	1	7	8	5	4	1	3	1	23
3/31 vs. MIA	L	38:16	5-12	1-3	4-4	0	9	9	6	1	1	3	1	15

2023-24 SEASON HIGHLIGHTS:

- Started in 72 games on the campaign.
- Missed three games (2/23-2/27) due to a Left Heel Contusion, three games (3/16-3/19) with a Right Knee Contusion and one game (3/25) to Non-Covid illness.
- Has scored in double figures 51 times, including a career-best 15 20+ point efforts, two 30+ point games and one 40+ point game.
- Has collected a career-high 17 double-doubles on the campaign.
- Has dished out 5+ assists in a career-best 28 games this season.
- Compiled 32 points, adding a team-high 10 rebounds, five assists, three blocks and two steals for his second-career 30/10 (pts./rebs.) game on 4/7 at TOR.

	2023-24 HIGHS	CAREER HIGHS
PTS	43 at NOP 2/14/24	43 at NOP 2/14/24
FGM	13 at NOP 2/14/24	13 at NOP 2/14/24
FGA	24 at NOP 2/14/24	24 at NOP 2/14/24
3FGM	6 at NOP 2/14/24	6 at NOP 2/14/24
3FGA	10 at NOP 2/14/24	10 at NOP 2/14/24
FTM	11 at NOP 2/14/24	11 at NOP 2/14/24
FTA	13 at NOP 2/14/24	13 at NOP 2/14/24
OREB	5 2 times (@ UTA, 3/4/24)	5 2 times (@ UTA, 3/4/24)
DREB	13 3 times (@ LAL, 2/29/24)	17 vs. CHI 1/11/23
TREB	15 2 times (@ LAL, 2/29/24)	20 vs. CHI 1/11/23
ASTS	9 2 times (vs. DET, 3/29/24)	10 at MIA 11/23/22
STLS	3 4 times (@ HOU, 3/14/24)	4 3 times (@ BKN, 2/4/23)
BLKS	3 at TOR 4/7/24	3 3 times (@ TOR, 4/7/24)
MINS	43 at LAL 2/29/24	43 at LAL 2/29/24

- Tallied a team-leading 22 points, adding a team-high 12 rebounds, two blocks and one steal on 4/5 vs. POR.
- Tallied 23 points (10-17 FG), adding eight rebounds, five assists on 4/2 vs. MIL.
- Came up just shy of triple-double, netting 18 points and adding 11 rebounds while tying a season-high with nine assists on 3/29 vs. DET.
- Netted 22 points (8-19 FG, 3-8 3PT), adding 13 rebounds, five assists and one steal on 3/23 vs. TOR.
- Compiled 24 points, adding a team-high nine rebounds, five assists and three steals on 3/14 at HOU.
- Scored 15 points, adding a team-high 15 rebounds, five assists and one steal for his ninth double-double of the season on 2/29 at LAL.
- Tallied a career-high 43 points (13-24 FG, 6-10 3PT, 11-13 FT), 15 rebounds, three assists and one block for his eighth double-double of the season on 2/14 at NOP ... Became the first Wizards player since Moses Malone in 1987 to record 40+ points and 15+ rebounds in a single game.
- Notched a career-high-tying 25 points, also adding seven rebounds, three assists and one block on 2/12 at DAL.
- Totaled 21 points, a team-high 13 rebounds, five assists and one block for his seventh double-double of the campaign on 2/10 vs. PHI.
- Amassed 24 points, a team-high 11 rebounds, four assists and two steals for his sixth double-double of the campaign over a career-high 42 minutes played on 2/9 at BOS.
- Tied a season-high with 24 points (10-13 FG) on 2/4 vs. PHO.
- Totaled a season-high 24 points (7-12 FG, 4-5 3PT), also adding six rebounds and six assists on 1/24 vs. MIN.
- Came up just shy of a triple-double, amassing 19 points, a season-best 14 rebounds, a season-high nine assists, one block and one steal for his fifth double-double of the season on 1/13 at ATL.
- Scored 23 points, adding 10 rebounds, six assists and two steals for his fourth double-double of the season on 1/6 vs. NYK.
- Tallied 17 points, a team-best 12 rebounds, two assists, one block and one steal for his third double-double of the season on 12/31 vs. ATL.
- Amassed 21 points, a season-high 13 rebounds, six assists, one block and one steal for his second double-double of the season on 12/29 vs. BKN.
- Recorded his first double-double of the season with a 13-point, 11 rebound, six assist and one steal game on 12/21 at POR.
- Scored 13 points, eclipsing 2,000 career points, also dishing out seven assists and grabbing six rebounds on 12/13 vs. NOP.
- Netted 22 points, adding five assists, four rebounds and two steals on 11/29 at ORL.
- Amassed 22 points on 11/1 at ATL, also notching five rebounds, three assists, two steals and one block ... His 10 made FG's tied a career-high.



#35 Marvin Bagley III

Forward • 6-11 • 235lbs • 25 • Duke/USA

5 Years Pro

SEASON	GP	GS	PPG	RPG	APG	SPG	BPG	MPG	FG%	3FG%	FT%
2023-24	50	25	11.7	6.2	1.1	0.40	0.66	21.1	.586	.391	.762
	POINTS			REB	AST	BLK	STL	DBL-DBL	TPL-DBL		
	10+	20+	30+	10+	10+	3+	3+	10			
2023-24	33	6	--	10	--	2	--	10			
Career	188	36	3	63	--	11	3	58			

RECENT GAMES

OPPONENT	W/L	MIN	FG-A	3P-A	FT-A	OR	DR	TR	A	PF	ST	TO	BS	PTS
4/7 at TOR	L					Inactive - Injury								
4/5 vs. POR	L					Inactive - Injury								
4/3 vs. LAL	L					Inactive - Injury								
4/2 vs. MIL	W	9:21	2-5	0-1	0-0	0	3	3	0	0	1	1	0	4
3/31 vs. MIA	L	25:53	5-9	0-0	2-2	3	7	10	0	3	2	3	0	12

2023-24 SEASON HIGHLIGHTS:

- Has appeared in 50 games (24 starts) on the campaign.
- Missed 10 games (11/27, 12/6, 12/26-12/30, 1/3-1/10) with DNP-CD, eight games (12/11, 3/6-3/17) due to lower back spasms, two games (12/13-12/15) with a right low back sprain, one (1/15) due to trade pending, four games (2/2-2/9) due to a low back contusion, two games (3/19-3/21) with a back lumbosacral sprain and three games (4/3-4/7) with a right knee sprain.
- Has scored in double figures 33 times and topped 20+ points six times.
- Has compiled 10 double-doubles on the season, nine of them while with Washington.
- Totaled 15 points (7-9 FG, 1-1 3PT), grabbed 11 rebounds, notched one assist and blocked two shots for his ninth double-double of the season on 3/29 vs. DET.
- Poured in a season-high 23 points (11-14 FG), adding four rebounds, two blocks and one assist on 2/29 at LAL.
- Netted 20 points (8-11 FG), adding nine rebounds, two assists, two blocks and one steal on 2/27 vs. GSW.
- Totaled 15 points, a team-high 14 rebounds (10 offensive), two steals, one assist and one block for his seventh double-double of the season on 2/23 at OKC.
- Notched 14 points, 10 rebounds, two assists and two blocks for his sixth double-double of the season on 2/14 at NOP.
- Amassed 12 points, 13 rebounds, two assists, one block and one steal for his fifth double-double of the season on 2/12 at DAL.
- Amassed 13 points and eight rebounds in his return to Detroit on 1/27.
- Totaled 17 points (7-8 FG), a season-high 15 rebounds and one steal for his fourth double-double of the year on 1/24 vs. MIN ... Became the second player in team history, joining Jim Barnes (1965-66), to record a double-double in three of four games after being acquired in a mid-season trade.
- Tallied 21 points, 12 rebounds, two assists and one steal for his second straight double-double and his third double-double of the season ... Became the third player all-time to have 20+ points and 10+ rebounds in his first two games with a new team following an in-season trade, joining Antoine Walker (2005) and Wilt Chamberlain (1965).
- Recorded his first start as a Wizard on 1/18 at NYK, amassing 20 points, a season-best 11 rebounds, three blocks, two steals and two assists for his 50th career double-double.
- Scored a then season-high 22 points, also grabbing 11 rebounds on 11/14 vs. ATL for his 20th career 20-10 game.

	2023-24 HIGHS	CAREER HIGHS
PTS	23 at LAL 2/29/24	32 vs. PHX 2/10/19
FGM	11 at LAL 2/29/24	13 at IND 5/5/21
FGA	19 vs. SAS 1/20/24	22 at IND 5/5/21
3FGM	2 vs. BKN 3/27/24	4 at ATL 3/21/23
3FGA	3 vs. SAS 1/20/24	6 2 times (vs. NYK, 11/29/22)
FTM	7 2 times (@ DET, 1/27/24)	11 2 times (@ GSW, 2/21/19)
FTA	9 vs. UTA 1/25/24	14 at GSW 2/21/19
OREB	10 at OKC 2/23/24	11 vs. TOR 2/25/23
DREB	9 vs. MIN 1/24/24	10 3 times (@ MIA, 1/20/20)
TREB	15 vs. MIN 1/24/24	18 vs. TOR 2/25/23
ASTS	4 at UTA 3/4/24	4 5 times (@ UTA, 3/4/24)
STLS	2 4 times (vs. MIA, 3/31/24)	3 3 times (@ ATL, 3/21/23)
BLKS	3 2 times (@ NYK, 1/18/24)	5 at DEN 10/23/18
MINS	39 at NYK 1/18/24	41 at ATL 3/21/23



#7 Patrick Baldwin

Forward • 6-9 • 220lbs • 21 • Wisconsin-Milwaukee/USA

1 Year Pro

SEASON	GP	GS	PPG	RPG	APG	SPG	BPG	MPG	FG%	3FG%	FT%
2023-24	35	4	3.4	2.8	0.6	0.37	0.37	10.9	.331	.280	.680
	POINTS				REB	AST	BLK	STL			
	10+	20+	30+	10+	10+	3+	3+	DBL-DBL	TPL-DBL		
	2023-24	3	--	--	1	--	1	--	1	--	
Career	7	--	--	1	--	1	1	1	--		


RECENT GAMES

OPPONENT	W/L	MIN	FG-A	3P-A	FT-A	OR	DR	TR	A	PF	ST	TO	BS	PTS
4/7 at TOR	L	33:26	5-10	3-7	3-4	1	10	11	1	5	2	0	2	16
4/5 vs. POR	L	6:49	1-3	0-1	0-1	1	0	1	0	1	0	1	0	2
4/3 vs. LAL	L	9:57	1-3	0-2	1-1	0	3	3	0	4	1	1	0	3
4/2 vs. MIL	W													
3/31 vs. MIA	L	17:55	0-8	0-8	0-0	0	3	3	0	3	0	1	0	0

2023-24 SEASON HIGHLIGHTS:

- Has appeared in 35 games (four starts) this season.
- Missed 22 games (10/28, 11/3, 11/10-11/13, 11/22-11/24, 11/29-12/6, 12/21, 12/26, 12/29, 1/10, 1/21, 1/27-1/29, 2/2, 2/10-2/14, 3/8) to DNP-CD, four games (11/1, 11/6-11/8, 11/20) to Inactive-CD, 17 games (11/17, 11/25-11/27, 12/17-12/18, 12/31-1/8, 2/7, 2/27-3/6, 4/2) to G League - On Assignment and one game (2/9) with a right ankle sprain.
- Totaled a season-high 16 points, also grabbing a career-high 11 rebounds and adding two blocks, two steals and one assist for his first-career double-double on 4/7 at TOR.
- Compiled 12 points, seven rebounds, three assists and one steal in his second-career start on 3/19 vs. HOU.
- Recorded his first-career start on 3/17 vs. BOS, collecting 6 points, seven rebounds, four assists two blocks and one steal.
- Scored 9 points on 3-of-3 shooting from beyond the arc, adding adding three rebounds, one assist and one steal in 13 minutes from off the bench on 1/15 vs. DET.
- Tallied 10 points on 3-of-5 shooting (2-3 3PT), also adding four rebounds and one assist, on 12/11 at PHI.
- Made his Wizards debut on 10/25 at IND.

	2023-24 HIGHS	CAREER HIGHS
PTS	16 at TOR 4/7/24	17 at BKN 12/21/22
FGM	5 at TOR 4/7/24	6 at BKN 12/21/22
FGA	11 vs. BOS 3/17/24	11 vs. BOS 3/17/24
3FGM	3 2 times (@ TOR, 4/7/24)	5 at BKN 12/21/22
3FGA	8 vs. MIA 3/31/24	8 2 times (vs. MIA, 3/31/24)
FTM	3 2 times (@ TOR, 4/7/24)	3 2 times (@ TOR, 4/7/24)
FTA	5 vs. HOU 3/19/24	5 vs. HOU 3/19/24
OREB	3 at ATL 1/13/24	3 at ATL 1/13/24
DREB	10 at TOR 4/7/24	10 at TOR 4/7/24
TREB	11 at TOR 4/7/24	11 at TOR 4/7/24
ASTS	4 vs. BOS 3/17/24	4 vs. BOS 3/17/24
STLS	2 2 times (@ TOR, 4/7/24)	3 at NOP 11/21/22
BLKS	3 vs. TOR 3/23/24	3 vs. TOR 3/23/24
MINs	33 at TOR 4/7/24	33 at TOR 4/7/24



#14 Jules Bernard

Guard • 6-6 • 205lbs • 24 • UCLA/USA

Rookie

SEASON	GP	GS	PPG	RPG	APG	SPG	BPG	MPG	FG%	3FG%	FT%
2023-24	17	0	3.2	1.0	0.8	0.12	0.06	6.9	.412	.360	.500
	POINTS			REB	AST	BLK	STL				
	10+	20+	30+	10+	10+	3+	3+	DBL-DBL		TPL-DBL	
2023-24	2	--	--	--	--	--	--	--	--	--	
Career	2	--	--	--	--	--	--	--	--	--	

RECENT GAMES

OPPONENT	W/L	MIN	FG-A	3P-A	FT-A	OR	DR	TR	A	PF	ST	TO	BS	PTS
4/7 at TOR	L	4:20	0-1	0-0	0-0	0	1	1	0	1	0	0	0	0
4/5 vs. POR	L													
4/3 vs. LAL	L	1:21	0-0	0-0	0-0	0	0	0	0	0	0	0	0	0
4/2 vs. MIL	W													
3/31 vs. MIA	L	8:10	2-2	1-1	1-2	0	1	1	1	0	0	0	0	6

2023-24 SEASON HIGHLIGHTS:

- Has appeared in 17 games from off the bench.
- Missed 23 games (12/13-12/15, 12/18-12/29, 1/3-1/8, 1/21-1/24, 1/27, 2/12-2/25, 3/12, 3/27, 4/2) to G League - Two-Way, 18 games (12/17, 12/31, 1/10, 1/15-1/20, 1/29, 2/2, 2/7-2/10, 2/27, 3/6-3/10, 3/21-3/23, 4/5) to DNP-CD and one game (3/4) to Inactive-CD.
- Compiled a career-high 16 points (6-11 FG, 3-5 3PT), also adding four assists and two rebounds in 19 minutes from off the bench on 3/19 vs. HOU.
- Netted a 12 points (5-12 FG) and added four rebounds and one assist in a career-best 24 minutes played from off the bench on 3/17 vs. BOS.
- Scored 7 points (3-4 FG, 1-2 3PT) in 3 minutes from off the bench on 3/14 at HOU.
- Made his Wizards and NBA debut on Dec. 8, 2023 at BKN, appearing in four minutes from off the bench.
- Was signed by Washington to a two-way contract on Dec. 8.

	2023-24 HIGHS	CAREER HIGHS
PTS	16 vs. HOU 3/19/24	16 vs. HOU 3/19/24
FGM	6 vs. HOU 3/19/24	6 vs. HOU 3/19/24
FGA	12 vs. BOS 3/17/24	12 vs. BOS 3/17/24
3FGM	3 vs. HOU 3/19/24	3 vs. HOU 3/19/24
3FGA	5 vs. HOU 3/19/24	5 vs. HOU 3/19/24
FTM	1 4 times (vs. MIA, 3/31/24)	1 4 times (vs. MIA, 3/31/24)
FTA	2 3 times (vs. MIA, 3/31/24)	2 3 times (vs. MIA, 3/31/24)
OREB	2 2 times (vs. HOU, 3/19/24)	2 2 times (vs. HOU, 3/19/24)
DREB	2 3 times (@ CHI, 3/25/24)	2 3 times (@ CHI, 3/25/24)
TREB	4 vs. BOS 3/17/24	4 vs. BOS 3/17/24
ASTS	4 vs. HOU 3/19/24	4 vs. HOU 3/19/24
STLS	1 2 times (@ CHI, 3/25/24)	1 2 times (@ CHI, 3/25/24)
BLKS	1 vs. PHX 2/4/24	1 vs. PHX 2/4/24
MINs	24 vs. BOS 3/17/24	24 vs. BOS 3/17/24



#4 Jared Butler

Guard • 6-3 • 193lbs • 23 • Baylor/USA

2 Years Pro

SEASON	GP	GS	PPG	RPG	APG	SPG	BPG	MPG	FG%	3FG%	FT%
2023-24	37	0	5.7	1.3	2.9	0.68	0.19	13.1	.482	.300	.900
	POINTS										
	10+	20+	30+	REB	AST	BLK	STL		DBL-DBL	TPL-DBL	
2023-24	5	--	--	--	1	--	1	--	--	--	--
Career	11	2	--	--	2	--	4	--	--	--	--

RECENT GAMES

OPPONENT	W/L	MIN	FG-A	3P-A	FT-A	OR	DR	TR	A	PF	ST	TO	BS	PTS
4/7 at TOR	L	16:50	3-4	1-1	0-0	0	3	3	2	3	0	2	1	7
4/5 vs. POR	L	12:46	1-7	0-5	4-4	1	1	2	2	1	1	1	0	6
4/3 vs. LAL	L	29:20	3-8	1-5	2-2	0	3	3	7	4	3	3	1	9
4/2 vs. MIL	W	17:29	7-10	3-3	0-0	1	2	3	3	0	2	0	0	17
3/31 vs. MIA	L	22:45	5-6	2-3	2-2	0	2	2	7	3	0	3	0	14

2023-24 SEASON HIGHLIGHTS:

- Has played in 36 games from off the bench.
- Missed 16 games (10/28, 11/1, 11/12-11/15, 11/22-11/24, 12/1, 12/17, 12/21, 12/29, 1/8, 1/20, 1/25, 2/29, 3/4) to DNP-CD, eight games (11/3, 11/8-11/10, 1/29, 2/2, 2/7-2/9, 2/22) to Inactive-CD and 18 games to G League - Two-Way (11/6, 12/26-12/27, 12/31, 1/10-1/18, 1/21-1/24, 1/27, 1/31, 2/4, 2/10-2/12, 3/6-3/10).
- Scored a season-high 17 points (7-10 FG, 3-3 3PT), adding three assists, three rebounds and two steals in 18 minutes from off the bench on 4/2 vs. MIL.
- Compiled 9 points, seven assists, three rebounds, three steals and one block on 4/3 vs. LAL.
- Scored 14 points, adding seven assists and two rebounds, on 3/31 vs. MIA.
- Collected a career-high 13 assists, four rebounds, two blocks and two steals in 27 minutes from off the bench on 3/25 at CHI.
- Amassed a season-high 15 points, a team-high nine assists, three rebounds, one block and one steal in a season-high 31 minutes from off the bench on 3/19 vs. HOU.
- Collected 8 points on 3-of-4 shooting in just 5 minutes from off the bench on 12/18 at SAC.
- Netted 9 points, also dishing out a team-high four assists and notching two steals, on 12/11 at PHI.
- Tallied 13 points on 5-of-8 shooting (2-4 3PT), also adding five assists, two rebounds, two steals and one block in 16 minutes from off the bench on 11/25 vs. ATL.
- Made his Wizards debut on 10/25 at IND.

	2023-24 HIGHS	CAREER HIGHS
PTS	17 vs. MIL 4/2/24	25 vs. MEM 4/9/23
FGM	7 2 times (vs. MIL, 4/2/24)	10 vs. MEM 4/9/23
FGA	19 vs. HOU 3/19/24	21 vs. MEM 4/9/23
3FGM	3 vs. MIL 4/2/24	5 2 times (vs. MEM, 4/9/23)
3FGA	6 2 times (@ CHI, 3/25/24)	10 vs. LAC 3/18/22
FTM	4 vs. POR 4/5/24	4 2 times (vs. POR, 4/5/24)
FTA	4 2 times (vs. POR, 4/5/24)	4 3 times (vs. POR, 4/5/24)
OREB	2 at CHI 3/25/24	2 2 times (@ CHI, 3/25/24)
DREB	4 at HOU 3/14/24	6 vs. OKC 4/6/22
TREB	4 2 times (@ CHI, 3/25/24)	6 vs. OKC 4/6/22
ASTS	13 at CHI 3/25/24	13 at CHI 3/25/24
STLS	3 vs. LAL 4/3/24	4 at PHX 1/24/22
BLKS	2 at CHI 3/25/24	2 2 times (@ CHI, 3/25/24)
MINs	31 vs. HOU 3/19/24	46 vs. MEM 4/9/23



#9 Justin Champagnie

Forward • 6-6 • 206lbs • 22 • Pittsburgh/USA

2 Years Pro

SEASON	GP	GS	PPG	RPG	APG	SPG	BPG	MPG	FG%	3FG%	FT%
2023-24	13	1	6.0	3.2	1.2	0.62	0.54	15.1	.429	.325	.786
	POINTS										
	10+	20+	30+	REB	AST	BLK	STL		DBL-DBL	TPL-DBL	
2023-24	4	--	--	--	--	1	--	--	--	--	--
Career	6	--	--	1	--	1	--	--	--	--	--

RECENT GAMES

OPPONENT	W/L	MIN	FG-A	3P-A	FT-A	OR	DR	TR	A	PF	ST	TO	BS	PTS
4/7 at TOR	L	13:55	1-3	0-2	0-0	1	0	1	0	0	1	1	1	2
4/5 vs. POR	L	13:28	1-2	0-1	1-2	2	3	5	2	1	0	0	0	3
4/3 vs. LAL	L	18:35	5-8	3-5	0-0	3	4	7	2	0	1	0	0	13
4/2 vs. MIL	W	Inactive - G League Two-Way												
3/31 vs. MIA	L	Inactive - G League Two-Way												

2023-24 SEASON HIGHLIGHTS:

- Has appeared in 13 games (one start) this season.
- Missed three games (2/25-2/29) due to DNP-CD, one game (3/4) to Inactive-CD and eight games (3/6-3/12, 3/27-4/2) to G League - Two-Way.
- Signed by Washington to a 10-day contract on Feb. 22 and then signed to a two-way contract on March 3.
- Scored a season-high 16 points while also tying a season high with eight rebounds and adding two assist and two steals on 3/19 vs. HOU.
- Amassed 13 points (5-8 FG, 3-5 3PT), seven rebounds, two assists and one steal on 4/3 vs. LAL.
- Tallied 8 points, three rebounds, three assists and one block on 3/25 at CHI.
- Notched his first-career start on 3/17 vs. BOS, amassing 14 points (5-11 FG, 2-4 3PT), a season-high eight rebounds, two steals and one assist.
- Amassed 11 points, seven rebounds, three assists, three blocks and one steal in 25 minutes from off the bench on 3/16 at CHI.
- Made his season and Wizards debut on 2/22 at DEN, tallying 7 points (3-3 FG, 1-1 3PT) in 4 minutes from off the bench.

	2023-24 HIGHS	CAREER HIGHS
PTS	16 vs. HOU 3/19/24	16 vs. HOU 3/19/24
FGM	5 2 times (vs. LAL, 4/3/24)	5 3 times (vs. LAL, 4/3/24)
FGA	11 vs. BOS 3/17/24	12 vs. ATL 4/9/23
3FGM	3 2 times (vs. LAL, 4/3/24)	4 vs. SAS 1/4/22
3FGA	8 at CHI 3/25/24	8 at CHI 3/25/24
FTM	6 vs. HOU 3/19/24	6 vs. HOU 3/19/24
FTA	6 vs. HOU 3/19/24	6 vs. HOU 3/19/24
OREB	6 vs. HOU 3/19/24	6 2 times (vs. HOU, 3/19/24)
DREB	6 vs. BOS 3/17/24	6 2 times (vs. BOS, 3/17/24)
TREB	8 2 times (vs. HOU, 3/19/24)	12 at MIL 1/15/22
ASTS	3 2 times (@ CHI, 3/25/24)	3 3 times (@ CHI, 3/25/24)
STLS	2 2 times (vs. HOU, 3/19/24)	2 4 times (vs. HOU, 3/19/24)
BLKS	3 at CHI 3/16/24	3 at CHI 3/16/24
MINs	36 vs. BOS 3/17/24	36 vs. BOS 3/17/24



#0 Bilal Coulibaly

Guard • 6-8 • 195lbs • 19 • Metropolitans 92/France

Rookie

Selected to the 2024 Panini Rising Stars game as part of NBA All-Star Weekend.

SEASON	GP	GS	PPG	RPG	APG	SPG	BPG	MPG	FG%	3FG%	FT%
2023-24	63	15	8.4	4.1	1.7	0.90	0.76	27.2	.435	.346	.702
	POINTS										
	10+	20+	30+	REB	AST	BLK	STL		DBL-DBL	TPL-DBL	
2023-24	27	2	--	1	--	3	7		1	--	
Career	27	2	--	1	--	3	7		1	--	


RECENT GAMES

OPPONENT	W/L	MIN	FG-A	3P-A	FT-A	OR	DR	TR	A	PF	ST	TO	BS	PTS
4/7 at TOR	L								Inactive - Injury					
4/5 vs. POR	L								Inactive - Injury					
4/3 vs. LAL	L								Inactive - Injury					
4/2 vs. MIL	W								Inactive - Injury					
3/31 vs. MIA	L								Inactive - Injury					

2023-24 SEASON HIGHLIGHTS:

- Has appeared in 63 games (15 starts) on the season.
- Missed one game (11/24) with a left knee contusion, three games (2/27-3/1) with a pelvic contusion and 12 games (3/17-4/7) with a right wrist fracture.
- Has scored in double figures in 27 contests, topping 20+ points twice.
- Has at least one block in 34 games on the campaign.
- Has collected seven games with at least three steals from off the bench.
- Set a new career-high with 21 points (6-18 FG, 4-12 3PT, 5-5 FT), also totaling eight rebounds, three assists and two steals on 2/9 at BOS.
- Totaled 19 points, four rebounds, two assists, two blocks and one steal on 1/31 vs. LAC.
- Amassed 13 points (2-2 3PT), two steals, one rebound, one assist and one block on 1/29 at SAS.
- Tallied 17 points, five rebounds, two steals and one block on 12/15 vs. IND.
- Collected his first career double-double (11 pts, 10 reb) on 12/8 at BKN, becoming the youngest player in franchise history (19 yrs., 135 D) to do so.
- Scored 20 points (8-12 FG, 4-7 3PT), also adding seven rebounds, three assists and four steals in a career-high 34 minutes from off the bench on 11/12 at BKN ... became the first Wizards rookie with 20+ points and 4+ steals in a game since John Wall in 2010-11.
- Recorded his first career start, becoming the youngest player in franchise history to start a game at 19 years and 96 days old, on 10/30 vs. BOS .. Scored 9 points, adding five rebounds, two blocks, one assist and one steal in his first career start.
- Made his NBA debut on 10/25 at IND and tallied 3 points, four rebounds, three assists and three blocks ... tied Kwame Brown (10/30/01) for the most blocks by a Wizards rookie in their first career game ... became the youngest player in franchise history to play in a season-opening game.

	2023-24 HIGHS	CAREER HIGHS
PTS	21 at BOS 2/9/24	21 at BOS 2/9/24
FGM	8 2 times (vs. LAC, 1/31/24)	8 2 times (vs. LAC, 1/31/24)
FGA	18 at BOS 2/9/24	18 at BOS 2/9/24
3FGM	4 3 times (@ BOS, 2/9/24)	4 3 times (@ BOS, 2/9/24)
3FGA	12 at BOS 2/9/24	12 at BOS 2/9/24
FTM	7 vs. PHI 2/10/24	7 vs. PHI 2/10/24
FTA	10 vs. PHI 2/10/24	10 vs. PHI 2/10/24
OREB	4 2 times (@ DAL, 2/12/24)	4 2 times (@ DAL, 2/12/24)
DREB	8 vs. DAL 11/15/23	8 vs. DAL 11/15/23
TREB	10 at BKN 12/8/23	10 at BKN 12/8/23
ASTS	4 4 times (@ HOU, 3/14/24)	4 4 times (@ HOU, 3/14/24)
STLS	4 at BKN 11/12/23	4 at BKN 11/12/23
BLKS	4 vs. DEN 1/21/24	4 vs. DEN 1/21/24
MINs	37 vs. LAC 1/31/24	37 vs. LAC 1/31/24



#1 Johnny Davis

Guard • 6-5 • 195lbs • 22 • Wisconsin/USA

1 Year Pro

SEASON	GP	GS	PPG	RPG	APG	SPG	BPG	MPG	FG%	3FG%	FT%
2023-24	47	4	2.6	1.4	0.6	0.32	0.21	11.5	.372	.265	.588
	POINTS										
	10+	20+	30+	REB	AST	BLK	STL		DBL-DBL	TPL-DBL	
2023-24	1	--	--	--	--	--	1		--	--	
Career	9	2	--	--	--	--	1		--	--	

RECENT GAMES

OPPONENT	W/L	MIN	FG-A	3P-A	FT-A	OR	DR	TR	A	PF	ST	TO	BS	PTS
4/7 at TOR	L	6:19	0-0	0-0	0-0	0	0	0	0	2	0	0	1	0
4/5 vs. POR	L	20:31	3-3	1-1	0-0	0	1	1	3	2	0	0	0	7
4/3 vs. LAL	L								DND - Injury					
4/2 vs. MIL	W	17:52	0-2	0-1	1-2	0	2	2	1	4	1	0	0	1
3/31 vs. MIA	L	18:45	2-3	0-0	0-0	1	4	5	0	0	0	0	0	4

2023-24 SEASON HIGHLIGHTS:

- Has appeared in 47 games on the campaign.
- Missed 14 games (11/10-11/13, 12/26, 12/29-12/31, 1/8-1/10, 1/18, 2/7-2/14) to DNP-CD, two games (10/25-10/28) due to a left elbow sprain, nine games (12/6-12/22) to a left calf strain, one game (1/13) to a Non-Covid illness, five games (1/20-1/24, 1/27-1/29) to G League - On Assignment and one game (4/3) with a left ankle sprain.
- Amassed 8 points, four rebounds, two blocks and one assist on 3/17 vs. BOS.
- Netted 8 points, grabbed two rebounds and added one assist on 3/6 vs. ORL.
- Grabbed a season-high seven rebounds on 2/23 at OKC.
- Scored 11 points on 5-of-5 shooting, adding one rebound and one steal, in 13 minutes off the bench on 11/3 at MIA.
- Made his season debut on 10/30 vs. BOS, tallying 5 points and two rebounds in 16 minutes.

	2023-24 HIGHS	CAREER HIGHS
PTS	11 at MIA 11/3/23	20 2 times (@ ATL, 4/5/23)
FGM	5 at MIA 11/3/23	9 vs. MIL 4/4/23
FGA	8 2 times (@ OKC, 2/23/24)	20 2 times (vs. HOU, 4/9/23)
3FGM	2 2 times (@ CHI, 3/25/24)	3 2 times (vs. HOU, 4/9/23)
3FGA	4 2 times (@ CHI, 3/25/24)	15 vs. HOU 4/9/23
FTM	2 3 times (vs. SAC, 3/21/24)	3 at ATL 4/5/23
FTA	2 8 times (vs. MIL, 4/2/24)	5 at ATL 4/5/23
OREB	3 at MIL 11/24/23	3 2 times (@ MIL, 11/24/23)
DREB	5 at OKC 2/23/24	7 at ATL 4/5/23
TREB	7 at OKC 2/23/24	8 2 times (vs. HOU, 4/9/23)
ASTS	3 3 times (vs. POR, 4/5/24)	8 vs. HOU 4/9/23
STLS	3 at ATL 11/1/23	3 at ATL 11/1/23
BLKS	2 2 times (vs. BKN, 3/27/24)	2 5 times (vs. BKN, 3/27/24)
MINs	27 vs. HOU 3/19/24	40 vs. HOU 4/9/23



#16 Anthony Gill

Forward • 6-8 • 230lbs • 31 • Virginia/USA

3 Years Pro

SEASON	GP	GS	PPG	RPG	APG	SPG	BPG	MPG	FG%	3FG%	FT%
2023-24	47	1	3.4	1.7	0.6	0.26	0.17	8.4	.474	.250	.774
	POINTS				REB	AST	BLK	STL			
	10+	20+	30+	10+	10+	3+	3+	DBL-DBL		TPL-DBL	
2023-24	5	--	--	--	--	--	--	--	--	--	--
Career	15	--	--	1	--	--	--	--	--	--	--

RECENT GAMES

OPPONENT	W/L	MIN	FG-A	3P-A	FT-A	OR	DR	TR	A	PF	ST	TO	BS	PTS
4/7 at TOR	L													
DND - Injury														
4/5 vs. POR	L	30:36	4-11	0-0	0-0	3	0	3	1	4	2	1	1	8
4/3 vs. LAL	L	20:45	3-7	0-2	0-0	1	1	2	3	4	1	0	0	6
4/2 vs. MIL	W	38:01	6-11	0-2	0-0	1	8	9	0	3	0	2	0	12
3/31 vs. MIA	L	20:02	7-12	1-2	3-5	2	2	4	0	3	0	0	0	18

2023-24 SEASON HIGHLIGHTS:

- Appeared in 47 games (one start) on the season.
- Missed 30 games (10/28, 11/10-11/13, 11/22-11/24, 12/1-12/6, 12/26, 12/29-12/31, 1/8-1/13, 1/18-1/21, 1/27-1/29, 2/7-2/14, 2/25-2/27, 3/1-3/6, 3/23) to DNP-CD, one game (10/25) due to a left hamstring strain, and one game (4/7) with right knee soreness.
- Tallied 12 points and a season-high nine rebounds in a career-high 38 minutes of action on 4/2 vs. MIL.
- Tied a career-high with 18 points on 7-of-12 shooting, also grabbing four rebounds, on 3/31 vs. MIA.
- Amassed 12 points (2-3 3PT), also adding a season-high eight rebounds and three assists to his stat line on 3/19 vs. HOU.
- Totaled 8 points, two rebounds, one assist and one steal in 18 minutes of action on 3/21 vs. SAC.
- Scored 13 points (5-11 FG), also adding four rebounds and three assists, on 3/17 vs. BOS.
- Netted 10 points on 4-of-6 shooting, also amassing three rebounds and one assist, on 11/25 vs. ATL.

	2023-24 HIGHS	CAREER HIGHS
PTS	18 vs. MIA 3/31/24	18 2 times (vs. MIA, 3/31/24)
FGM	7 vs. MIA 3/31/24	7 2 times (vs. MIA, 3/31/24)
FGA	12 vs. MIA 3/31/24	12 vs. MIA 3/31/24
3FGM	2 vs. HOU 3/19/24	2 4 times (vs. HOU, 3/19/24)
3FGA	4 vs. BOS 3/17/24	4 vs. BOS 3/17/24
FTM	4 vs. SAC 3/21/24	8 vs. CLE 5/14/21
FTA	5 vs. MIA 3/31/24	8 vs. CLE 5/14/21
OREB	3 3 times (vs. POR, 4/5/24)	5 at TOR 4/5/21
DREB	8 vs. MIL 4/2/24	8 vs. MIL 4/2/24
TREB	9 vs. MIL 4/2/24	10 at OKC 4/23/21
ASTS	3 5 times (vs. LAL, 4/3/24)	4 at CLE 4/30/21
STLS	2 2 times (vs. POR, 4/5/24)	2 4 times (vs. POR, 4/5/24)
BLKS	2 at PHI 11/6/23	2 6 times (@ PHI, 11/6/23)
MINs	38 vs. MIL 4/2/24	38 vs. MIL 4/2/24



#22 Richaun Holmes

Forward/Center • 6-10 • 240lbs • 30 • Bowling Green/USA

8 Years Pro

SEASON	GP	GS	PPG	RPG	APG	SPG	BPG	MPG	FG%	3FG%	FT%
2023-24	40	10	5.0	4.6	0.6	0.28	0.48	13.9	.558	.333	.723
	POINTS			REB	AST	BLK	STL				
	10+	20+	30+	10+	10+	3+	3+	DBL-DBL	TPL-DBL		
2023-24	9	--	--	6	--	--	--	4	--	--	--
Career	200	29	--	66	--	38	7	58	--	--	--

RECENT GAMES

OPPONENT	W/L	MIN	FG-A	3P-A	FT-A	OR	DR	TR	A	PF	ST	TO	BS	PTS
4/7 at TOR	L													
DND - Injury														
4/5 vs. POR	L													
DND - Injury														
4/3 vs. LAL	L													
Inactive - Injury														
4/2 vs. MIL	W													
DND - Injury														
3/31 vs. MIA	L													
DND - Injury														

2023-24 SEASON HIGHLIGHTS:

- Has appeared in 40 games (10 starts) this season.
- Missed 26 games (10/25-11/6, 11/10, 11/18, 12/8-12/11, 12/20, 12/23-12/30, 1/7, 1/11-1/22, 2/3, 2/6, 2/10, 2/23) due to DNP-CD, one game due to Non-COVID illness (12/16), two games (1/3-1/5) due to personal reasons, one game (2/9) due to trade pending, three games (3/10-3/14) with a left big toe sprain and six games (3/29-4/7) with a left big toe contusion.
- Was acquired via trade from Dallas on Feb. 8, 2024.
- Has scored in double figures nine times this season.
- Compiled 14 points (6-10 FG), 15 rebounds, two assists, one block and one steal on 3/25 at CHI.
- Totaled 15 points, a team-leading 14 rebounds and two blocks for his third double-double of the season on 3/23 vs. TOR.
- Grabbed a season-high 16 rebounds on 3/21 vs. SAC.
- Totaled 12 points (4-5 FG), nine rebounds, one block and one steal on 3/19 vs. HOU.
- Recorded his first double-double as a Wizard, amassing 14 points (5-5 FG), 11 rebounds, one assist, one block and one steal on 3/8 vs. ORL.
- Tallied 12 points and added five rebounds, two assists and two steals on 3/6 vs. ORL.
- Made his Wizards debut on 2/12 at DAL, amassing 10 points, two rebounds and one block in 13 minutes from off the bench.
- Tallied 11 points, 10 rebounds, three assists and two blocks on 1/31 at MIN for his first double-double of the season.
- Scored a season-high 16 points (7-12 FG) and grabbed eight rebounds on 12/22 at HOU.

	2023-24 HIGHS	CAREER HIGHS
PTS	16 at HOU 12/22/23	28 at POR 12/4/19
FGM	7 at HOU 12/22/23	12 vs. LAL 11/30/21
FGA	12 at HOU 12/22/23	19 at ORL 3/20/17
3FGM	1 at LAL 2/29/24	3 vs. MIL 4/8/17
3FGA	1 3 times (@ CHI, 3/25/24)	4 4 times (@ CLE, 12/9/17)
FTM	4 2 times (vs. HOU, 3/19/24)	10 at BOS 3/19/21
FTA	4 4 times (vs. TOR, 3/23/24)	12 at BOS 3/19/21
OREB	7 vs. TOR 3/23/24	9 at MEM 12/21/19
DREB	10 vs. SAC 3/21/24	15 vs. CHA 11/5/21
TREB	16 vs. SAC 3/21/24	20 vs. CHA 11/5/21
ASTS	3 at MIN 1/31/24	6 2 times (@ CHA, 3/15/21)
STLS	2 vs. ORL 3/6/24	4 2 times (@ HOU, 12/9/19)
BLKS	2 4 times (vs. TOR, 3/23/24)	6 3 times (@ NOP, 2/1/21)
MINs	36 vs. CHA 3/8/24	45 vs. MIN 12/26/19



#5 Tyus Jones

Guard • 6-0 • 196lbs • 27 • Duke/USA

8 Years Pro

SEASON	GP	GS	PPG	RPG	APG	SPG	BPG	MPG	FG%	3FG%	FT%
2023-24	66	66	12.0	2.7	7.3	1.08	0.27	29.3	.489	.414	.800
	POINTS				REB	AST	BLK	STL		DBL-DBL	TPL-DBL
	10+	20+	30+		10+	10+	3+	3+			
2023-24	45	8	--		1	12	--	3		9	1
Career	197	21	--		2	34	--	51		27	2

RECENT GAMES

OPPONENT	W/L	MIN	FG-A	3P-A	FT-A	OR	DR	TR	A	PF	ST	TO	BS	PTS
4/7 at TOR	L								Inactive - Injury					
4/5 vs. POR	L								Inactive - Injury					
4/3 vs. LAL	L								Inactive - Injury					
4/2 vs. MIL	W								DND - Injury					
3/31 vs. MIA	L								Inactive - Injury					

2023-24 SEASON HIGHLIGHTS:

- Has started in 66 games on the campaign.
- Missed two games (3/16-3/17) with lower back spasms and 11 games (3/19-4/7) with a back lumbosacral sprain.
- Has dished out 15+ assists in five games, 10+ assists in 12 games and 5+ assists on 48 occasions.
- Led the team in assists on 43 occasions this season.
- Has tallied double figure scoring in 45 games and scored 20+ points eight times.
- Netted 21 points (8-11 FG, 5-8 3PT), also adding six assists, five rebounds and one steal on 3/4 at UTA.
- Scored 14 points, dished out a career-high 17 assists, grabbed six rebounds and notched two steals on 2/27 vs. GSW.
- Totaled 14 points (5-7 FG, 4-6 3PT), a team-best 15 assists, two rebounds and one steal on 2/14 at NOP.
- Notched 14 points, 16 assists, three rebounds and two steals for his fifth double-double of the season on 2/12 at DAL.
- Notched a season-high 25 points (9-14 FG, 6-8 3PT), a team-high nine assists, three rebounds and one steal on 2/10 vs. PHI ... His six made three-pointers mark a career-high.
- Totaled 12 points, 14 assists (0 turnovers), six rebounds and one steal on 1/25 vs. UTA.
- Collected a career-high 15 assists, adding four rebounds and three steals to his stat line, on 1/18 at NYK.
- Poured in a team-best 22 points (4-10 3PT), also dishing out a team-high seven assists, hauling in six rebounds and collecting one steal on 1/15 vs. DET.
- Netted 24 points, tying a career-high with five made 3PTs, on 12/21 at POR.
- Scored 22 points, adding 11 assists, hauling in four rebounds, notching six steals and recording one block on 12/17 at PHO.
- Recorded the second triple-double of his career, tallying 13 points, dishing out a team-high 11 assists, tying a career-high with 10 rebounds and adding two blocks and two steals on 12/15 vs. IND.
- Totaled 20 points on 8-of-11 shooting, also adding a team-high eight assists, three rebounds, two blocks and one steal on 12/6 vs. PHI ... Marked his first-career game with 20+ points and at least one block.
- Tallied 22 points, adding seven rebounds, dishing out seven assists and notching one steal on 11/24 at MIL, marking the fourth 25/5/5 game of his career.
- Made his Wizards debut on 10/25 at IND, netting 16 points (7-of-12 FG) and adding a team-high six assists, three rebounds, one steal and one block.

	2023-24 HIGHS	CAREER HIGHS
PTS	25 vs. PHI 2/10/24	28 vs. MIA 12/5/22
FGM	9 6 times (vs. PHI, 2/10/24)	11 2 times (vs. SAS, 1/9/23)
FGA	19 vs. DET 1/15/24	21 at SAS 3/30/22
3FGM	6 vs. PHI 2/10/24	6 vs. PHI 2/10/24
3FGA	10 vs. DET 1/15/24	10 3 times (vs. DET, 1/15/24)
FTM	3 at MIL 11/24/23	6 3 times (@ GSW, 12/25/22)
FTA	3 2 times (@ MIL, 11/24/23)	6 5 times (@ GSW, 12/25/22)
OREB	2 3 times (@ DEN, 2/22/24)	3 vs. MIL 1/2/16
DREB	10 vs. IND 12/15/23	10 vs. IND 12/15/23
TREB	10 vs. IND 12/15/23	10 2 times (vs. IND, 12/15/23)
ASTS	17 vs. GSW 2/27/24	17 vs. GSW 2/27/24
STLS	6 at PHX 12/17/23	7 vs. PHX 11/26/17
BLKS	2 2 times (vs. IND, 12/15/23)	2 4 times (vs. IND, 12/15/23)
MINS	40 at NOP 2/14/24	43 at NOP 4/5/23



#24 Corey Kispert

Forward • 6-7 • 220lbs • 25 • Gonzaga/USA

2 Years Pro

SEASON	GP	GS	PPG	RPG	APG	SPG	BPG	MPG	FG%	3FG%	FT%
2023-24	77	19	13.2	2.8	1.8	0.52	0.19	25.4	.486	.381	.722
	POINTS				REB	AST	BLK	STL		DBL-DBL	TPL-DBL
	10+	20+	30+	10+	10+	3+	3+				
2023-24	52	15	--	1	--	1	3		1	--	--
Career	122	25	--	1	--	1	4		1	--	--

RECENT GAMES

OPPONENT	W/L	MIN	FG-A	3P-A	FT-A	OR	DR	TR	A	PF	ST	TO	BS	PTS
4/7 at TOR	L	39:33	7-13	5-7	2-4	0	3	3	3	4	0	3	0	21
4/5 vs. POR	L	40:35	4-11	1-7	3-3	0	3	3	5	2	2	1	0	12
4/3 vs. LAL	L	34:51	7-10	3-4	0-0	0	3	3	3	4	0	4	0	17
4/2 vs. MIL	W	38:04	10-18	4-11	3-4	1	6	7	0	0	1	0	1	27
3/31 vs. MIA	L	40:48	5-13	1-7	2-4	0	2	2	3	3	2	1	0	13

2023-24 SEASON HIGHLIGHTS:

- Has appeared in 77 games (19 starts) on the campaign.
- Missed one game (11/3) with a left ankle sprain and one (2/25) with Non-COVID illness.
- Has 10+ points in 52 games and 20+ points in a career-best 15 games.
- Knocked down 2+ three-point field goals in 47 games on the campaign.
- Scored 21 points (7-13 FG, 5-7 3PT), also adding three rebounds and three assists, on 4/7 at TOR.
- Compiled a team-best and season-high 27 points (10-18 FG, 4-11 3PT), also adding seven rebounds, one block and one steal to his stat line on 4/2 vs. MIL.
- Scored 23 points (9-12 FG, 5-7 3PT), also adding six rebounds to his stat line, on 3/29 vs. DET.
- Scored 19 points and added 12 rebounds, three assists and two steals for his first career double-double on 3/25 at CHI.
- Tallied 22 points (8-11 FG, 5-7 3PT) and added two rebounds and one steal on 3/12 at MEM.
- Poured in 22 points (5-10 3PT) while adding six assists and five rebounds on 3/10 at MIA.
- Amassed 20 points, six rebounds, six assists and one steal, marking the first 20/5/5 (pts/rebs/ast) game of his career on 2/29 at LAL.
- Totaled 20 points (5-10 3PT), a season-high six assists, four rebounds and one steal on 2/14 at NOP.
- Tallied 24 points, six rebounds, four assists and three steals on 2/9 at BOS.
- Amassed 23 points (9-15 FG, 4-9 3PT), seven rebounds and two assists on 2/7 vs. CLE.
- Totaled a season-high 26 points (10-18 FG, 6-14 3PT), four rebounds and two assists on 2/2 vs. MIA.
- Scored 23 points on 9-of-14 shooting, also notching one rebound, one assist, one block and one steal on 12/15 vs. IND.
- Scored 20 points on 7-of-12 shooting (6-10 3PT), also tying a season-high with five rebounds and adding one assist on 11/24 at MIL ... Eclipsed 300 made three-pointers for his career, becoming the quickest player to make 300 three-pointers in franchise history in his 165th career game.
- Dropped 22 points, all in the first half (a career high), on 8-of-14 shooting (5-10 3PT) on 10/28 vs. MEM.

	2023-24 HIGHS	CAREER HIGHS
PTS	27 vs. MIL 4/2/24	29 at NYK 4/2/23
FGM	10 2 times (vs. MIL, 4/2/24)	10 3 times (vs. MIL, 4/2/24)
FGA	18 3 times (vs. MIL, 4/2/24)	19 at NYK 4/2/23
3FGM	6 2 times (vs. MIA, 2/2/24)	9 vs. ORL 3/31/23
3FGA	14 vs. MIA 2/2/24	14 2 times (vs. MIA, 2/2/24)
FTM	7 vs. SAS 1/20/24	7 vs. SAS 1/20/24
FTA	7 vs. SAS 1/20/24	7 vs. SAS 1/20/24
OREB	3 2 times (@ CHI, 3/25/24)	3 6 times (@ CHI, 3/25/24)
DREB	9 at CHI 3/25/24	9 at CHI 3/25/24
TREB	12 at CHI 3/25/24	12 at CHI 3/25/24
ASTS	6 3 times (@ MIA, 3/10/24)	6 4 times (@ MIA, 3/10/24)
STLS	3 3 times (@ CHI, 3/16/24)	3 4 times (@ CHI, 3/16/24)
BLKS	3 at CHI 3/16/24	3 at CHI 3/16/24
MINs	41 vs. MIA 3/31/24	43 vs. LAC 12/10/22



#33 Kyle Kuzma

Forward • 6-10 • 221lbs • 28 • Utah/USA

6 Years Pro

SEASON	GP	GS	PPG	RPG	APG	SPG	BPG	MPG	FG%	3FG%	FT%
2023-24	70	70	22.2	6.6	4.2	0.53	0.70	32.6	.463	.336	.775
	POINTS										
	10+	20+	30+	REB	AST	BLK	STL		DBL-DBL	TPL-DBL	
2023-24	68	45	11	11	3	2	2	14	--	--	
Career	392	187	38	88	7	9	11	88		2	

RECENT GAMES

OPPONENT	W/L	MIN	FG-A	3P-A	FT-A	OR	DR	TR	A	PF	ST	TO	BS	PTS
4/7 at TOR	L													
4/5 vs. POR	L													
4/3 vs. LAL	L	38:33	7-16	2-5	1-1	0	12	12	3	0	1	4	1	17
4/2 vs. MIL	W													
3/31 vs. MIA	L													

2023-24 SEASON HIGHLIGHTS:

- Has started in all 70 games he's appeared in on the season.
- Missed one game (2/4) due to left shoulder soreness, one game (2/14) to Non-Covid illness, three games (3/17-3/19, 3/25) with left shoulder soreness and two games (3/31-4/2) with a right heel contusion and two games (4/5-4/7) with a right ankle sprain.
- Has 10+ points in 68 contests, 20+ points in 45 games and 30+ points in 11 games on the campaign.
- Has collected 14 double-doubles this season.
- Tallied 31 points (13-22 FG, 3-7 3PT), adding six rebounds, five assists, one block and one steal on 3/21 vs. SAC.
- Scored a team-high 32 points, adding nine rebounds, four assists and two blocks on 3/10 at MIA.
- Poured in 32 points (5-7 3PT), adding seven rebounds, one assist and one steal on 3/1 at LAC.
- Totaled 31 points (12-25 FG, 6-8 3PT), a team-high 12 rebounds, three assists and a season-high-tying three steals on 2/22 at DEN ... Became the first Wizard to compile 30+ points, 10+ rebounds and 3+ steals in a single game since Bradley Beal did so on Jan. 13, 2019.
- Tallied a team-high 30 points, grabbed six rebounds and dished out four assists on 1/27 at DET.
- Amassed 22 points, a season-high 15 rebounds and five assists on 1/8 vs. OKC.
- Scored a season-high 38 points on 15-of-31 shooting (7-18 3PT), also amassing eight rebounds and five assists on 12/31 vs. ATL ... His 18 3PT attempts are the most in a game in franchise history.
- Netted a team-high 32 points, also amassing eight rebounds, six assists and one steal on 12/21 at POR.
- Totaled 31 points, also amassing five rebounds, four assists and one steal, on 12/15 vs. IND.
- Scored a game-high 32 points, grabbed 12 rebounds and dished out eight assists for his fourth double-double of the season on 11/27 at DET.
- Came up just shy of a triple-double, tallying a team-high 28 points, hauling in nine rebounds and dishing out 10 assists on 11/22 at CHA.
- Compiled 22 points, dished out a career-high 13 assists and added three rebounds, two steals and one block on 11/20 vs. MIL, marking his second-career game with at least 20+ points and 10+ assists.
- Scored 34 points, also amassing three assists and three rebounds on 11/13 at TOR.
- Netted 33 points (13-24 FG, 4-11 3PT), hauled in nine rebounds and added four assists on 11/8 at CHA.

	2023-24 HIGHS	CAREER HIGHS
PTS	38 vs. ATL 12/31/23	41 vs. DET 1/9/19
FGM	15 vs. ATL 12/31/23	16 vs. DET 1/9/19
FGA	31 vs. ATL 12/31/23	31 vs. ATL 12/31/23
3FGM	7 vs. ATL 12/31/23	8 at CLE 2/26/22
3FGA	18 vs. ATL 12/31/23	18 vs. ATL 12/31/23
FTM	12 at MIA 3/10/24	12 at MIA 3/10/24
FTA	16 at MIA 3/10/24	16 at MIA 3/10/24
OREB	6 at DEN 2/22/24	6 2 times (@ DEN, 2/22/24)
DREB	14 vs. MIN 1/24/24	20 at ORL 1/9/22
TREB	15 vs. OKC 1/8/24	22 at ORL 1/9/22
ASTS	13 vs. MIL 11/20/23	13 vs. MIL 11/20/23
STLS	3 2 times (@ DEN, 2/22/24)	4 at UTA 12/4/19
BLKS	4 vs. PHI 2/10/24	4 vs. PHI 2/10/24
MINs	44 vs. BKN 3/27/24	48 vs. BOS 10/30/21



#97 Eugene Omoruyi

Forward • 6-6 • 235lbs • 27 • Oregon/Nigeria

2 Years Pro

SEASON	GP	GS	PPG	RPG	APG	SPG	BPG	MPG	FG%	3FG%	FT%		2023-24 HIGHS	CAREER HIGHS
2023-24	40	0	4.2	2.0	0.8	0.65	0.10	8.6	.464	.167	.660			
	POINTS				REB	AST	BLK	STL						
	10+	20+	30+	10+	10+	3+			DBL-DBL		TPL-DBL			
2023-24	4	--	--	1	--	--	3		1		--			
Career	16	1	--	1	--	--	6		1		--			
RECENT GAMES														
OPPONENT	W/L	MIN	FG-A	3P-A	FT-A	OR	DR	TR	A	PF	ST	TO	BS	PTS
4/7 at TOR	L	21:00	1-6	0-2	2-3	1	0	1	2	1	2	0	0	4
4/5 vs. POR	L	17:04	2-3	0-1	1-4	2	4	6	0	2	1	0	1	5
4/3 vs. LAL	L	10:29	2-6	0-2	0-0	0	2	2	0	0	1	0	1	4
4/2 vs. MIL	W	14:02	1-5	0-3	1-1	0	1	1	1	2	0	0	0	3
3/31 vs. MIA	L	DND - Injury												

2023-24 SEASON HIGHLIGHTS:

- Has appeared in 40 games from off the bench on the season.
- Missed 16 games (10/28, 11/13, 11/22-11/24, 12/1-12/6, 12/21-12/22, 12/31, 1/8, 1/21, 1/25-1/27, 2/2, 2/25, 2/29) to DNP-CD, three games (11/10, 11/15, 1/29) to Inactive-CD, 11 games (11/12, 12/15, 12/26, 1/10-1/20, 1/24, 1/31, 2/12) to G League - Two-Way, one game (12/13) with a concussion and seven games (3/19-3/31) with a left ankle sprain.
- Has recorded at least one steal in 15 outings.
- Compiled 7 points, three rebounds, three steals and two assists in 11 minutes on 2/22 at DEN.
- Scored a season-high 16 points (6-12 FG), set a career-high with 10 rebounds and notched three steals in 23 minutes from off the bench for his first career double-double on 2/4 vs. PHO.
- Netted 8 points on 3-of-5 shooting, adding one rebound and one steal, in 7 minutes from off the bench on 1/5 at CLE.
- Totaled 10 points in 10 minutes from off the bench on 11/29 at ORL, becoming one of four players in the NBA to score 10+ points in a game in 10-or-fewer minutes played this season.
- Scored 10 points, also adding three rebounds, one assist and one steal in 12 minutes from off the bench on 11/25 vs. ATL.
- Tallied 14 points (5-5 FG), all in the fourth quarter, adding six rebounds, one assist, one block and one steal in 12 minutes off the bench on 10/30 vs. BOS.
- Made his Wizards debut on 10/25 at IND, amassing 4 points, two rebounds and one assist in eight minutes off the bench.

	2023-24 HIGHS	CAREER HIGHS
PTS	16 vs. PHX 2/4/24	22 vs. TOR 11/11/22
FGM	6 vs. PHX 2/4/24	8 2 times (vs. IND, 3/13/23)
FGA	12 vs. PHX 2/4/24	17 at ORL 4/2/23
3FGM	1 6 times (vs. PHX, 2/4/24)	5 vs. TOR 11/11/22
3FGA	3 2 times (vs. MIL, 4/2/24)	11 at ORL 4/2/23
FTM	3 4 times (@ CHI, 3/16/24)	6 vs. MIA 4/4/23
FTA	6 at CHI 3/16/24	7 2 times (vs. MIA, 4/4/23)
OREB	5 vs. PHX 2/4/24	5 vs. PHX 2/4/24
DREB	5 vs. PHX 2/4/24	8 at ATL 3/21/23
TREB	10 vs. PHX 2/4/24	10 vs. PHX 2/4/24
ASTS	3 2 times (vs. CLE, 2/7/24)	3 2 times (vs. CLE, 2/7/24)
STLS	3 3 times (@ DEN, 2/22/24)	4 at MEM 12/7/22
BLKS	1 4 times (vs. POR, 4/5/24)	2 at TOR 3/24/23
MINs	23 vs. PHX 2/4/24	33 at TOR 3/24/23



#13 Jordan Poole

Guard • 6-4 • 194lbs • 24 • Michigan/USA

4 Years Pro

SEASON	GP	GS	PPG	RPG	APG	SPG	BPG	MPG	FG%	3FG%	FT%
2023-24	77	65	17.3	2.7	4.4	1.10	0.32	30.0	.413	.325	.876
	POINTS										
	10+	20+	30+	REB	AST	BLK	STL		DBL-DBL	TPL-DBL	
2023-24	65	27	8	--	4	1	10		4	--	
Career	259	118	32	--	7	1	24		7	--	

RECENT GAMES

OPPONENT	W/L	MIN	FG-A	3P-A	FT-A	OR	DR	TR	A	PF	ST	TO	BS	PTS
4/7 at TOR	L	39:59	10-23	4-10	5-5	1	3	4	12	2	2	3	0	29
4/5 vs. POR	L	35:29	8-20	3-10	1-2	1	4	5	9	1	0	2	0	20
4/3 vs. LAL	L	34:01	10-19	5-9	4-4	0	2	2	5	1	2	3	0	29
4/2 vs. MIL	W	35:19	6-14	1-6	3-3	0	4	4	13	3	2	3	0	16
3/31 vs. MIA	L	34:06	8-20	4-12	2-2	1	3	4	8	3	1	4	0	22

2023-24 SEASON HIGHLIGHTS:

- Has appeared in 77 games (65 starts) on the season.
- Missed one game (11/25) with Left Ankle Soreness and one game (1/31) with a Non-COVID illness.
- Has scored 10+ points 64 times, 20+ points 27 times and 30+ points eight times this season.
- Has recorded at least one steal in a career-best 47 games this season.
- Totaled 29 points, 12 assists, four rebounds and two steals for his fourth double-double of the season on 4/7 at TOR.
- Compiled 16 points, dished out a career-high 13 assists, grabbed four rebounds and collected two steals for his third double-double of the season on 4/2 vs. MIL.
- Scored a season-high and team-best 38 points (5-12 3PT), also collecting eight assists and adding seven rebounds on 3/27 vs. BKN.
- Netted 18 points, also tying a then career-high with 12 assists and adding four rebounds and three steals for his second double-double of the season on 3/23 vs. TOR.
- Scored a team-high 31 points (12-19 FG, 3-6 3PT), also adding four assists and two rebounds, on 3/17 vs. BOS.
- Totaled 26 points and added five assists and four rebounds on 3/6 vs. ORL.
- Tallied a team-high 32 points (11-18 FG, 6-10 3PT) in 29 minutes from off the bench on 3/4 at UTA.

- Poured in 34 points (13-26 FG, 5-12 3PT), adding seven assists, three rebounds, one steal and one block on 2/29 at LAL.
- Tallied a then season-high 31 points (6-13 3PT), five rebounds, five assists and one steal on 2/25 vs. CLE.
- Netted 19 points (5-10 3PT), six assists, five rebounds and three steals, also eclipsing 5,000 career points, on 2/14 at NOP.
- Amassed 16 points, a then season-high 10 assists, four rebounds, two steals and one block for his first double-double of the season and his fourth of his career on 2/2 vs. MIA.
- Totaled a team-high 28 points, seven assists, four rebounds and three steals on 1/10 at IND.
- Tallied a team-high 24 points on 8-of-17 shooting (4-8 3PT), also dishing out five assists, on 1/8 vs. OKC.
- Poured in 30 points, also recording three assists, three steals and two rebounds on 12/26 vs. ORL.
- Netted a team-high 25 points on 7-of-21 shooting (8-9 FT), also recording three rebounds, three assists and two steals in his return to Golden state on 12/22.
- Tallied a team-high 28 points (10-18 FG, 8-13 3PT) on 12/18 at SAC ... His eight three-pointers tied a career-high.
- Tied a season high with 30 points, adding eight assists, four rebounds and one steal on 12/15 vs. IND.
- Netted a team-high 26 points, adding seven assists and five rebounds on 11/24 at MIL.
- Notched 30 points (11-26 FG, 3-9 3PT) on 11/20 vs. MIL.
- Tallied a game-high 27 points (8-23 FG, 4-12 3PT), adding four rebounds, two assists one steal and one block during the home opener on 10/28 vs. MEM.
- Made his Wizards debut on 10/25 at IND, tallying 18 points, five assists, two rebounds, one block and one steal.

	2023-24 HIGHS	CAREER HIGHS
PTS	38 vs. BKN 3/27/24	43 at TOR 12/18/22
FGM	15 vs. BKN 3/27/24	15 vs. BKN 3/27/24
FGA	26 2 times (@ LAL, 2/29/24)	31 vs. ATL 1/2/23
3FGM	8 at SAC 12/18/23	8 3 times (@ SAC, 12/18/23)
3FGA	14 vs. MIA 2/2/24	16 vs. CHA 11/3/21
FTM	8 3 times (@ NYK, 1/18/24)	13 at NYK 12/14/21
FTA	9 5 times (@ DEN, 2/22/24)	13 2 times (@ UTA, 12/7/22)
OREB	3 at CLE 1/3/24	3 2 times (@ CLE, 1/3/24)
DREB	7 vs. BKN 3/27/24	9 at NYK 12/14/21
TREB	7 vs. BKN 3/27/24	9 2 times (vs. PHX, 3/30/22)
ASTS	13 vs. MIL 4/2/24	13 vs. MIL 4/2/24
STLS	4 at MIA 11/3/23	4 3 times (@ MIA, 11/3/23)
BLKS	3 vs. CHA 3/8/24	3 vs. CHA 3/8/24
MINs	45 vs. BKN 3/27/24	45 vs. ATL 1/2/23



#20 Landry Shamet

Guard • 6-4 • 190lbs • 27 • Wichita State/USA

5 Years Pro

SEASON	GP	GS	PPG	RPG	APG	SPG	BPG	MPG	FG%	3FG%	FT%
2023-24	46	5	7.1	1.3	1.2	0.54	0.22	15.8	.431	.338	.826
	POINTS			REB	AST	BLK	STL				
	10+	20+	30+	10+	10+	3+	3+	DBL-DBL		TPL-DBL	
2023-24	13	--	--	--	--	--	3	--		--	
Career	140	14	3	--	--	--	10	--		--	

RECENT GAMES

OPPONENT	W/L	MIN	FG-A	3P-A	FT-A	OR	DR	TR	A	PF	ST	TO	BS	PTS
4/7 at TOR	L								Inactive - Injury					
4/5 vs. POR	L								Inactive - Injury					
4/3 vs. LAL	L								Inactive - Injury					
4/2 vs. MIL	W								Inactive - Injury					
3/31 vs. MIA	L								Inactive - Injury					

2023-24 SEASON HIGHLIGHTS:

- Has played in 46 games (five starts) on the campaign.
- Missed three games (10/25-10/30) with a left toe fracture, two games (11/6, 1/13) to DNP-CD, eight games (12/6-12/21) with a right rib strain, two games (1/5-1/6) to left hamstring soreness, one game (1/10) due to personal reasons, one game (1/31) with a Non-COVID illness, one game (3/8) with left calf soreness and 15 games (3/12-4/7) with a left calf strain.
- Has scored 10+ points in 13 contests.
- Has connected on 2+ three-pointers in 17 games this season.
- Scored a season-high 16 points (6-13 FG, 3-9 3PT) on 2/27 vs. GSW.
- Netted 15 points (3-8 3PT) while adding five rebounds, three assists and three steals on 2/25 vs. CLE.
- Added 14 points, three assists, one rebound and one steal in 16 minutes from off the bench on 1/21 vs. DEN.
- Tallied 15 points, adding two assists and one rebound in 18 minutes from off the bench on 1/8 vs. OKC.
- Amassed 12 points, adding four assists, two rebounds, two steals and one block in 22 minutes from off the bench on 11/27 at DET.
- Netted 15 points, adding two rebounds and one steal to his stat line in 24 minutes from off the bench on 11/14 at MIL.
- Scored 15 points on 6-of-9 shooting (3-6 3PT), adding two assists, one rebound, one steal and one block in 17 minutes from off the bench on 11/8 at CHA.
- Made his Wizards debut on 11/1 at ATL, tallying 8 points on 3-of-5 shooting (2-4 3PT) and adding two assists, one rebound and one steal.

	2023-24 HIGHS	CAREER HIGHS
PTS	16 vs. GSW 2/27/24	31 2 times (@ DEN, 12/25/22)
FGM	6 5 times (vs. GSW, 2/27/24)	11 vs. SAC 4/10/22
FGA	15 vs. CLE 2/25/24	21 vs. WAS 12/20/22
3FGM	3 6 times (vs. GSW, 2/27/24)	9 vs. WAS 12/20/22
3FGA	9 vs. GSW 2/27/24	17 at DEN 12/25/22
FTM	8 vs. OKC 1/8/24	8 2 times (vs. OKC, 1/8/24)
FTA	9 vs. OKC 1/8/24	9 2 times (vs. OKC, 1/8/24)
OREB	3 at DET 1/27/24	3 at DET 1/27/24
DREB	4 2 times (vs. CLE, 2/25/24)	9 vs. ORL 2/25/21
TREB	5 3 times (vs. CLE, 2/25/24)	9 vs. ORL 2/25/21
ASTS	4 at DET 11/27/23	8 at NOP 4/20/21
STLS	3 3 times (vs. CLE, 2/25/24)	4 at CHA 1/2/22
BLKS	2 2 times (vs. OKC, 1/8/24)	2 4 times (vs. OKC, 1/8/24)
MINs	37 vs. CLE 2/25/24	48 at BOS 2/13/20



#00 Tristan Vukcevic

Forward/Center • 7-0 • 225lbs • 21 • Partizan Belgrade/Serbia

Rookie

SEASON	GP	GS	PPG	RPG	APG	SPG	BPG	MPG	FG%	3FG%	FT%
2023-24	9	3	7.3	3.9	1.3	0.44	0.67	14.6	.429	.276	.769
	POINTS			REB	AST	BLK	STL				
	10+	20+	30+	10+	10+	3+	3+	DBL-DBL		TPL-DBL	
2023-24	4	--	--	--	--	1	--	--		--	
Career	4	--	--	--	--	1	--	--		--	

RECENT GAMES

OPPONENT	W/L	MIN	FG-A	3P-A	FT-A	OR	DR	TR	A	PF	ST	TO	BS	PTS
4/7 at TOR	L	23:24	4-10	1-5	2-2	3	6	9	4	4	0	2	3	11
4/5 vs. POR	L	24:12	7-16	0-5	3-6	1	6	7	2	5	2	1	1	17
4/3 vs. LAL	L	20:32	5-9	3-6	2-2	1	2	3	1	5	0	1	1	15
4/2 vs. MIL	W	31:03	5-11	1-6	3-3	1	6	7	3	4	1	1	0	14
3/31 vs. MIA	L	13:20	1-3	1-2	0-0	0	2	2	2	3	0	0	0	3

2023-24 SEASON HIGHLIGHTS:

- Has appeared in nine games (three starts) this season.
- Signed by Washington to a multi-year contract on March 14.
- Missed two games (3/14-3/16) due to not with team and three games (3/17-3/21) with Inactive-CD.
- Has scored in double figures four times on the campaign.
- Has knocked down at least one three-pointer in five games on the season.
- Tallied 11 points and set career-highs with nine rebounds, four assists and three blocks on 4/7 at TOR.
- Scored a career-high 17 points, adding seven rebounds, two assists, two steals and one block on 4/5 vs. POR.
- Made his first-career start, netting 15 points and adding three rebounds, one assist and one block on 4/3 vs. LAL.
- Amassed 14 points, seven rebounds and three assists in 31 minutes of action on 4/2 vs. MIL.
- Collected 6 points (2-4 3PT) and three rebounds in 9 minutes of action from off the bench on 3/25 at CHI.
- Made his Wizards and NBA debut on 3/23 vs. TOR, grabbing one rebound in 3 minutes of action.

	2023-24 HIGHS	CAREER HIGHS
PTS	17 vs. POR 4/5/24	17 vs. POR 4/5/24
FGM	7 vs. POR 4/5/24	7 vs. POR 4/5/24
FGA	16 vs. POR 4/5/24	16 vs. POR 4/5/24
3FGM	3 vs. LAL 4/3/24	3 vs. LAL 4/3/24
3FGA	6 2 times (vs. LAL, 4/3/24)	6 2 times (vs. LAL, 4/3/24)
FTM	3 2 times (vs. POR, 4/5/24)	3 2 times (vs. POR, 4/5/24)
FTA	6 vs. POR 4/5/24	6 vs. POR 4/5/24
OREB	3 at TOR 4/7/24	3 at TOR 4/7/24
DREB	6 3 times (@ TOR, 4/7/24)	6 3 times (@ TOR, 4/7/24)
TREB	9 at TOR 4/7/24	9 at TOR 4/7/24
ASTS	4 at TOR 4/7/24	4 at TOR 4/7/24
STLS	2 vs. POR 4/5/24	2 vs. POR 4/5/24
BLKS	3 at TOR 4/7/24	3 at TOR 4/7/24
MINs	31 vs. MIL 4/2/24	31 vs. MIL 4/2/24

WIZARDS/OPPONENTS SINGLE GAME HIGHS



WASHINGTON WIZARDS			OPPONENTS		
Points	43	Deni Avdija at NOP 02/14/2024	50	Joel Embiid vs. PHI 12/06/2023	
Points in a Quarter	20	Deni Avdija (3rd) at NOP 02/14/2024	29	Joel Embiid (3rd) at PHI 11/06/2023	
Points in a Half	29	Deni Avdija (2nd) at NOP 02/14/2024	29	Anfernee Simons (2nd) at POR 12/21/2023	
Field Goals	15	Jordan Poole vs. BKN 03/27/2024	20	Giannis Antetokounmpo vs. MIL 11/20/2023	
	15	Kyle Kuzma vs. ATL 12/31/2023			
Field Goal Attempts	31	Kyle Kuzma vs. ATL 12/31/2023	33	Cade Cunningham vs. DET 03/29/2024	
Field Goal Percentage	1.000	Daniel Gafford (7-7) vs. PHX 02/04/2024	1.000	Nikola Jokic (10-10) at DEN 02/22/2024	
3-PT Field Goal	8	Jordan Poole at SAC 12/18/2023	10	Sam Hauser vs. BOS 03/17/2024	
3-PT FG Attempts	18	Kyle Kuzma vs. ATL 12/31/2023	16	Stephen Curry vs. GSW 02/27/2024	
			16	LaMelo Ball at CHA 11/22/2023	
3-PT FG Percentage	1.000	Jared Butler (3-3) vs. MIL 04/02/2024	1.000	Caleb Martin (3-3) at MIA 03/10/2024	
	1.000	Tyus Jones (3-3) at BOS 02/09/2024	1.000	Kevin Durant (3-3) vs. PHX 02/04/2024	
	1.000	Patrick Baldwin Jr. (3-3) vs. DET 01/15/2024	1.000	Caleb Houston (3-3) at ORL 11/29/2023	
	1.000	Landry Shamet (3-3) at ORL 12/01/2023	1.000	Bogdan Bogdanovic (3-3) vs. ATL 11/25/2023	
	1.000	Corey Kispert (3-3) vs. CHA 11/10/2023			
Free Throws	12	Kyle Kuzma at MIA 03/10/2024	15	Anthony Davis vs. LAL 04/03/2024	
Free Throw Attempts	16	Kyle Kuzma at MIA 03/10/2024	19	Trae Young vs. ATL 12/31/2023	
Free Throw Percentage	1.000	Deni Avdija (8-8) vs. POR 04/05/2024	1.000	Anthony Davis (15-15) vs. LAL 04/03/2024	
	1.000	Jordan Poole (8-8) at NYK 01/18/2024			
	1.000	Kyle Kuzma (8-8) at SAC 12/18/2023			
	1.000	Delon Wright (8-8) at CHA 11/08/2023			
Offensive Rebounds	10	Marvin Bagley III at OKC 02/23/2024	15	Mark Williams vs. CHA 11/10/2023	
Defensive Rebounds	14	Kyle Kuzma vs. MIN 01/24/2024	17	Nikola Jokic at DEN 02/22/2024	
			17	Jalen Duren vs. DET 01/15/2024	
			17	Isaiah Hartenstein vs. NYK 01/06/2024	
Total Rebounds	17	Daniel Gafford at PHX 12/17/2023	24	Mark Williams vs. CHA 11/10/2023	
Assists	17	Tyus Jones vs. GSW 02/27/2024	15	Nikola Jokic at DEN 02/22/2024	
			15	Luka Dončić at DAL 02/12/2024	
Steals	6	Tyus Jones at PHX 12/17/2023	6	De'Aaron Fox vs. SAC 03/21/2024	
Blocks	6	Daniel Gafford at IND 01/10/2024	7	Jock Landale vs. HOU 03/19/2024	
	6	Daniel Gafford at POR 12/21/2023			
Minutes	44:30	Jordan Poole vs. BKN 03/27/2024	47:23	Mikal Bridges vs. BKN 03/27/2024	
Points in Paint	20	Deni Avdija vs. MIL 04/02/2024	36	Giannis Antetokounmpo vs. MIL 11/20/2023	
	20	Kyle Kuzma vs. CHA 03/08/2024			
	20	Kyle Kuzma vs. UTA 01/25/2024			
	20	Marvin Bagley III at NYK 01/18/2024			
	20	Daniel Gafford at PHX 12/17/2023			
Second Chance Points	13	Marvin Bagley III at OKC 02/23/2024	13	Deandre Ayton at POR 12/21/2023	
Fast Break Points	12	Tyus Jones vs. PHI 02/10/2024	11	Ayo Dosunmu at CHI 03/16/2024	
			11	Bruce Brown at IND 10/25/2023	

WIZARDS HIGHS	WIZARDS LOWS	CATEGORY	OPPONENTS HIGHS	OPPONENTS LOWS
137 vs. IND 12/15/2023	87 vs. DET 03/29/2024	Points	147 at OKC 02/23/2024	96 vs. DET 03/29/2024
41 at UTA 03/04/2024	15 at BKN 11/12/2023	Points/1st Qtr.	45 vs. BOS 03/17/2024	16 vs. CHA 03/08/2024
41 at CHA 11/08/2023	14 at CLE 01/05/2024	Points/2nd Qtr.	47 vs. NOP 12/13/2023	16 at CLE 01/05/2024
75 at UTA 03/04/2024	40 (2) at CLE 01/05/2024	Points/1st Half	81 vs. BOS 03/17/2024	45 (2) vs. CHA 03/08/2024
41 at ATL 01/13/2024	15 vs. MIA 02/02/2024	Points/3rd Qtr.	46 at SAC 12/18/2023	21 vs. DET 03/29/2024
44 vs. CHA 03/08/2024	12 vs. DET 03/29/2024	Points/4th Qtr.	40 at NYK 01/18/2024	16 vs. DET 03/29/2024
75 at SAC 12/18/2023	40 at UTA 03/04/2024	Points/2nd Half	77 (2) at SAC 12/18/2023	37 vs. DET 03/29/2024
55 vs. MIL 11/20/2023	33 at BKN 11/12/2023	Field Goals	56 (2) at DEN 02/22/2024	32 at ATL 01/13/2024
106 at DAL 02/12/2024	77 vs. MIN 01/24/2024	Field Goal Attempts	110 vs. CHA 11/10/2023	77 at CLE 01/05/2024
.568 at MIA 11/03/2023	.375 at BKN 11/12/2023	Field Goal Percentage	.614 vs. PHX 02/04/2024	.344 at ATL 01/13/2024
21 at NOP 02/14/2024	5 vs. POR 04/05/2024	3-PT Field Goal	24 vs. BOS 03/17/2024	4 at TOR 11/13/2023
53 vs. ATL 12/31/2023	24 (2) vs. MIN 01/24/2024	3-PT FG Attempts	53 vs. BOS 10/30/2023	20 at TOR 11/13/2023
.481 vs. IND 12/15/2023	.152 vs. POR 04/05/2024	3-PT FG Percentage	.630 at ORL 11/29/2023	.200 at TOR 11/13/2023
27 at ORL 11/29/2023	3 vs. BKN 12/29/2023	Free Throws	32 at PHI 11/06/2023	5 vs. BOS 10/30/2023
35 at ORL 11/29/2023	7 vs. BKN 12/29/2023	Free Throw Attempts	37 vs. ATL 12/31/2023	7 vs. BOS 10/30/2023
1.000 (2) vs. PHI 12/06/2023	.429 vs. BKN 12/29/2023	Free Throw Percentage	1.000 vs. MEM 10/28/2023	.586 vs. DAL 11/15/2023
17 vs. HOU 03/19/2024	2 vs. PHI 12/06/2023	Offensive Rebounds	28 vs. CHA 11/10/2023	6 (3) vs. MIA 03/31/2024
44 vs. CHA 03/08/2024	21 vs. MIL 11/20/2023	Defensive Rebounds	48 at OKC 02/23/2024	26 at SAS 01/29/2024
55 vs. TOR 03/23/2024	26 vs. MIL 11/20/2023	Total Rebounds	67 vs. CHA 11/10/2023	36 at SAS 01/29/2024
39 vs. PHI 12/06/2023	19 (3) vs. LAC 01/31/2024	Assists	43 vs. TOR 12/27/2023	17 at CHA 11/08/2023
14 (4) at DEN 02/22/2024	2 (2) vs. DET 03/29/2024	Steals	14 (2) at NOP 02/14/2024	2 at DET 01/27/2024
26 (2) vs. HOU 03/19/2024	10 vs. GSW 02/27/2024	Team Fouls	25 at TOR 04/07/2024	8 vs. LAL 04/03/2024
29 at ORL 12/01/2023	11 at IND 10/25/2023	Personal Fouls	27 (2) at POR 12/21/2023	10 vs. LAL 04/03/2024
22 (2) at PHI 12/11/2023	4 vs. MIL 11/20/2023	Turnovers	23 at CLE 01/05/2024	7 (4) vs. HOU 03/19/2024
11 (2) at TOR 04/07/2024	1 (4) vs. MIA 03/31/2024	Blocks	12 at DAL 02/12/2024	1 (4) at HOU 03/14/2024
84 vs. MIL 11/20/2023	38 vs. NOP 12/13/2023	Points in Paint	88 at DEN 02/22/2024	34 vs. SAC 03/21/2024
24 vs. HOU 03/19/2024	2 (3) vs. LAL 04/03/2024	Second Chance Points	35 at CLE 01/03/2024	5 (2) at ORL 11/29/2023
36 at BOS 02/09/2024	4 vs. DET 03/29/2024	Fast Break Points	32 at IND 10/25/2023	2 vs. MIL 11/20/2023
30 at ATL 01/13/2024	0 (10) vs. BOS 03/17/2024	Biggest Lead	48 at PHI 12/11/2023	0 at POR 12/21/2023
72 at CHA 11/08/2023	12 vs. DET 03/29/2024	Bench Points	69 at PHI 12/11/2023	7 at NYK 01/18/2024
35 at CHA 11/08/2023	4 vs. MIN 01/24/2024	Points Off Turnovers	32 vs. MIN 01/24/2024	0 vs. MIL 11/20/2023



BY WIZARDS	AN INDIVIDUAL...	BY OPPONENT
32 PTS, Deni Avdija: (WAS L, 122-130) @ Toronto, 04/07/24	Scored 30+ points	31 PTS, Immanuel Quickley: (WAS L, 122-130) @ Toronto, 04/07/24
43 PTS, Deni Avdija: (WAS L, 126-133) @ New Orleans, 02/14/24	Scored 40+ points	42 PTS, Jalen Green: (WAS L, 114-137) vs. Houston, 03/19/24
50 PTS, Bradley Beal: (WAS W, 133-132 (OT)) @ Indiana, 05/08/21	Scored 50+ points	50 PTS, Joel Embiid: (WAS L, 126-131) vs. Philadelphia, 12/06/23
15 REB, Richaun Holmes: (WAS W, 107-105) @ Chicago, 03/25/24	Had 15+ Rebounds	18 REB, Anthony Davis: (WAS L, 120-125) vs. LA Lakers, 04/03/24
20 REB, Deni Avdija: (WAS W, 100-97) vs. Chicago, 01/11/23	Had 20+ Rebounds	24 REB, Mark Williams: (WAS L, 117-124) vs. Charlotte, 11/10/23
25 REB, Wes Unseld @ San Antonio, 03/18/80	Had 25+ Rebounds	25 REB, Shaquille O'Neal vs. Orlando, 04/20/93
16 AST, Tyus Jones: (WAS W, 110-108) @ Miami, 03/10/24	Had 15+ assists	15 AST, Nikola Jokic: (WAS L, 110-130) @ Denver, 02/22/24
21 AST, Russell Westbrook: (WAS L, 124-125) @ Atlanta, 05/10/21	Had 20+ assists	20 AST, Luka Dončić: (WAS L, 124-125) @ Dallas, 05/01/21
5 BLK, Daniel Gafford: (WAS L, 109-125) vs. LA Clippers, 01/31/24	Had 5+ Blocks	7 BLK, Jock Landale: (WAS L, 114-137) vs. Houston, 03/19/24
12 BLK, JaVale McGee: (WAS L, 79-98) @ Chicago, 03/15/11	Had 10+ Blocks	11 BLK, Shawn Bradley vs. New Jersey, 03/14/96
5 STL, Delon Wright: (WAS L, 90-114) @ Cleveland, 01/05/24	Had 5+ Steals	5 STL, DeMar DeRozan: (WAS W, 107-105) @ Chicago, 03/25/24
11 FGM/10 FGM, Deni Avdija/Jordan Poole: (WAS L, 122-130) @ Toronto, 04/07/24	Made 10+ Field Goals	13 FGM, Deandre Ayton: (WAS L, 102-108) vs. Portland, 04/05/24
15 FGM, Jordan Poole: (WAS L, 119-122 (OT)) vs. Brooklyn, 03/27/24	Made 15+ Field Goals	15 FGM, Giannis Antetokounmpo: (WAS W, 117-113) vs. Milwaukee, 04/02/24
20 FGM, Bradley Beal: (WAS L, 143-146 (OT)) vs. San Antonio, 04/26/21	Made 20+ Field Goals	20 FGM, Giannis Antetokounmpo: (WAS L, 129-142) vs. Milwaukee, 11/20/23
7 3FGM, Kyle Kuzma: (WAS L, 126-130) vs. Atlanta, 12/31/23	Made 7+ 3-Pointers	7 3FGM, Jalen Green: (WAS L, 114-137) vs. Houston, 03/19/24
10 3FGM, Jordan Poole: (WAS L, 122-130) @ Toronto, 04/07/24	10+ 3-Pointer Attempts	10 3FGM, D'Angelo Russell: (WAS L, 120-125) vs. LA Lakers, 04/03/24
18 FTM, Bradley Beal: (WAS L, 117-126) @ Chicago, 02/23/20	Made 15+ Free Throws	15 FTM, Anthony Davis: (WAS L, 120-125) vs. LA Lakers, 04/03/24
21 FTM, Gilbert Arenas at LA Lakers, 12/17/06	Made 20+ Free Throws	22 FTM, Charles Barkley vs. Phoenix, 12/20/95
5 FB, Kyle Kuzma: (WAS W, 118-113) @ San Antonio, 01/29/24	Made 5+ Fast Breaks	5 FB, Ayo Dosunmu: (WAS L, 98-127) @ Chicago, 03/16/24
* Never Has Happened *	10+ Fast Break Attempts	* Never Has Happened *
5 TO/5 TO/5 TO, Jordan Poole/Deni Avdija/Kyle Kuzma: (WAS L, 87-96) vs. Detroit, 03/29/24	5+ Turnovers	6 TO, RJ Barrett: (WAS L, 122-130) @ Toronto, 04/07/24
10 FD, Kyle Kuzma: (WAS W, 110-108) @ Miami, 03/10/24	10+ Fouls Drawn	10 FD, Giannis Antetokounmpo: (WAS W, 117-113) vs. Milwaukee, 04/02/24
300.0 OR, Jarrod Uthoff: (WAS L, 113-126) vs. Milwaukee, 08/11/20	200+ Offensive Rating	206.0 OR/203.8 OR, Tacko Fall/Robert Williams: (WAS W, 96-90) @ Boston, 08/13/20
* Never Has Happened *	200+ Defensive Rating	* Never Has Happened *
11 FGM/10 FGM, Deni Avdija/Jordan Poole: (WAS L, 122-130) @ Toronto, 04/07/24	Two Players with 10+ Field Goals Made	12 FGM/10 FGM, Jalen Green/Amen Thompson: (WAS L, 114-137) vs. Houston, 03/19/24
6 3FGM/5 3FGM, Jordan Poole/Tyus Jones: (WAS L, 115-127) @ Utah, 03/04/24	Two Players with 5+ 3-Pointers Made	10 3FGM/6 3FGM, Sam Hauser/Jayson Tatum: (WAS L, 104-130) vs. Boston, 03/17/24
13 PTS, 10 REB, 11 AST, Tyus Jones: (WAS W, 137-123) vs. Indiana, 12/15/23	Had a triple-double	35 PTS, 15 REB, 10 AST, Giannis Antetokounmpo: (WAS W, 117-113) vs. Milwaukee, 04/02/24
27 PTS, 22 REB, Kyle Kuzma: (WAS W, 102-100) @ Orlando, 01/09/22	Had a 20/20 game	21 PTS, 24 REB, Mark Williams: (WAS L, 117-124) vs. Charlotte, 11/10/23
2nd period, Kyle Kuzma: (WAS L, 120-125) vs. LA Lakers, 04/03/24	Had a four-point play	1st period, Damian Lillard: (WAS L, 129-142) vs. Milwaukee, 11/20/23
A TEAM...		
122 PTS, (WAS L, 122-130) @ Toronto, 04/07/24	Scored 120+ points	130 PTS, (WAS L, 122-130) @ Toronto, 04/07/24
131 PTS, (WAS L, 131-134 (OT)) @ LA Lakers, 02/29/24	Scored 130+ points	130 PTS, (WAS L, 122-130) @ Toronto, 04/07/24
142 PTS, (WAS W, 142-127) vs. Minnesota, 11/28/22	Scored 140+ points	140 PTS, (WAS L, 115-140) @ LA Clippers, 03/01/24



153 PTS, (WAS L, 153-157 (2OT)) vs. San Antonio, 02/25/22	Scored 150+ points	157 PTS, (WAS L, 153-157 (2OT)) vs. San Antonio, 02/25/22
.600 (51-85), (WAS W, 136-124) vs. San Antonio, 03/24/23	Shot .600+ from the field	.614 (54-88), (WAS L, 112-140) vs. Phoenix, 02/04/24
28 PTS, (WAS W, 127-99) @ Atlanta, 01/13/24	Won by 20+ points	23 PTS, (WAS L, 114-137) vs. Houston, 03/19/24
32 PTS, (WAS W, 135-103) vs. Dallas, 04/01/22	Won by 30+ points	41 PTS, (WAS L, 106-147) @ Oklahoma City, 02/23/24
43 PTS, (WAS W, 124-81) vs. Detroit, 03/14/16	Won by 40+ points	41 PTS, (WAS L, 106-147) @ Oklahoma City, 02/23/24
* Never Has Happened *	Won by 50+ points	* Never Has Happened *
60 REB, (WAS W, 107-105) @ Chicago, 03/25/24	Had 60+ rebounds	67 REB, (WAS L, 102-108) vs. Portland, 04/05/24
35 AST, (WAS W, 110-108) @ Miami, 03/10/24	Had 35+ assists	39 AST, (WAS L, 112-123) vs. Golden State, 02/27/24
40 AST, (WAS L, 128-141) @ Denver, 12/14/22	Had 40+ assists	41 AST, (WAS L, 110-130) @ Denver, 02/22/24
52 FGM, (WAS L, 131-134 (OT)) @ LA Lakers, 02/29/24	Made 50+ field goals	51 FGM, (WAS L, 119-135) @ Houston, 03/14/24
21 3FGM, (WAS L, 126-133) @ New Orleans, 02/14/24	Made 20+ 3-pointers	24 3FGM, (WAS L, 104-130) vs. Boston, 03/17/24
36 FTM, (WAS W, 131-129 (OT)) @ Toronto, 05/06/21	Made 35+ free throws	35 FTM, (WAS L, 116-134) @ Atlanta, 04/05/23
1st OT, (WAS W, 119-116 (OT)) @ Detroit, 12/08/21	Overtime Win	1st OT, (WAS L, 119-122 (OT)) vs. Brooklyn, 03/27/24
2nd OT, (WAS W, 115-112 (2OT)) vs. Boston, 10/30/21	Double-Overtime Win	2nd OT, (WAS L, 153-157 (2OT)) vs. San Antonio, 02/25/22
3rd OT, (WAS W, 149-146 (3OT)) vs. Phoenix, 12/22/18	Triple-Overtime Win	* Never Has Happened *
* Never Has Happened *	Quadruple-Overtime Win	* Never Has Happened *
THE WIZARDS (SINGLE-SEASON)...		
1/18/2023 — 1/30/2023 (6)	Won 5 straight	--
* Never Has Happened *	Won 10 straight	--
4/28/2021 — 5/20/2021 (5)	Won 5 straight at home	--
4/16/2017 — 10/20/2017 (11)	Won 10 straight at home	--
12/8/2016 — 2/4/2017 (17)	Won 15 straight at home	--
1/18/2023 — 1/30/2023 (5)	Won 5 straight on road	--
* Never Has Happened *	Won 10 straight on road	--
* Never Has Happened *	Won 15 straight on road	--
3/12/2024 — 3/19/2024 (5)	Lost 5 straight	--
1/31/2024 — 3/6/2024 (16)	Lost 10 straight	--
12/31/2023 — 3/6/2024 (16)	Lost 5 straight at home	--
2/9/2024 — 3/4/2024 (8)	Lost 5 straight on road	--

2023-24 SEASON MISCELLANEOUS STATS



WIZARDS RECORD WHEN...	OVERALL	HOME	ROAD
Outrebounding opponent	8-10	5-7	3-3
Outrebounded by opponent	7-51	2-25	5-26
Tied in Rebounding	0-3	0-1	0-2
Shooting better than opponent	13-9	7-5	6-4
Shooting worse than opponent	2-55	0-28	2-27
Shooting same than opponent	0-0	0-0	0-0
More FTM than opponent	8-17	4-8	4-9
Less FTM than opponent	6-44	2-23	4-21
Same FTM than opponent	1-3	1-2	0-1
More 3FGM than opponent	8-30	2-16	6-14
Less 3FGM than opponent	7-29	5-15	2-14
Same 3FGM than opponent	0-5	0-2	0-3
More assists than opponent	11-20	4-13	7-7
Less assists than opponent	3-41	3-18	0-23
Same assists than opponent	1-3	0-2	1-1
More turnovers than opponent	7-31	4-19	3-12
Less turnovers than opponent	8-26	3-11	5-15
Same turnovers than opponent	0-7	0-3	0-4
Bench outscores opponent bench	7-36	2-21	5-15
Opponent bench outscores WAS	7-25	4-11	3-14
Bench scoring equal	1-3	1-1	0-2
Scoring less than 80 points	0-0	0-0	0-0
Scoring between 80-89 points	0-1	0-1	0-0
Scoring between 90-99 points	0-6	0-1	0-5
Scoring between 100-109	2-23	1-15	1-8
Scoring 110 or more points	13-34	6-16	7-18
Opponent scores less than 80	0-0	0-0	0-0
Opponent scores between 80-89	0-0	0-0	0-0
Opponent scores between 90-99	1-1	0-1	1-0
Opponent scores between 100-109	9-3	5-1	4-2
Opponent scores 110 or more	5-60	2-31	3-29

NUMBER OF TIMES RECORDING	POINTS			REB		AST	BLK	STL	DD		TD
	10+	20+	30+	10+	10+	3+	3+	3+			
Deni Avdija	52	15	2	17	--	1	4	17	--	--	--
Marvin Bagley III	19	4	--	9	--	1	--	9	--	--	--
Patrick Baldwin Jr.	3	--	--	1	--	1	--	1	--	--	--
Jules Bernard	2	--	--	--	--	--	--	--	--	--	--
Jared Butler	5	--	--	--	1	--	1	--	--	--	--
John Butler Jr.	--	--	--	--	--	--	--	--	--	--	--
Justin Champagnie	4	--	--	--	--	1	--	--	--	--	--
Bilal Coulibaly	27	2	--	1	--	3	7	1	--	--	--
Johnny Davis	1	--	--	--	--	--	1	--	--	--	--
Hamidou Diallo	--	--	--	--	--	--	--	--	--	--	--
Daniel Gafford	30	1	--	11	--	14	3	9	--	--	--
Danilo Gallinari	5	--	--	--	--	--	--	--	--	--	--
Anthony Gill	5	--	--	--	--	--	--	--	--	--	--
R.J. Hampton	--	--	--	--	--	--	--	--	--	--	--
Richaun Holmes	7	--	--	4	--	--	--	3	--	--	--
Trey Jemison	--	--	--	--	--	--	--	--	--	--	--
Tyus Jones	45	8	--	1	12	--	3	9	1	--	--
Corey Kispert	52	15	--	1	--	1	3	1	--	--	--
Kyle Kuzma	68	45	11	11	3	2	2	14	--	--	--
Isaiah Livers	--	--	--	--	--	--	--	--	--	--	--
Mike Muscala	4	--	--	--	--	--	--	--	--	--	--
Eugene Omoruyi	4	--	--	1	--	--	3	1	--	--	--
Jordan Poole	65	27	8	--	4	1	10	4	--	--	--
Ryan Rollins	--	--	--	--	--	--	1	--	--	--	--
Landry Shamet	13	--	--	--	--	--	3	--	--	--	--
Tristan Vukcevic	4	--	--	--	--	1	--	--	--	--	--
Delon Wright	1	--	--	--	--	--	4	--	--	--	--

NUMBER OF TIMES LEADING TEAM IN. . . (INCLUDES TIES)						
	PTS	REB	AST	BLK	STL	MIN
Deni Avdija	8	22	12	8	13	15
Marvin Bagley III	1	10	--	6	3	2
Patrick Baldwin Jr.	--	1	--	5	2	--
Jules Bernard	1	--	--	--	--	--
Jared Butler	1	--	5	3	9	--
John Butler Jr.	--	--	--	--	--	--
Justin Champagnie	1	1	--	3	2	1
Bilal Coulibaly	1	4	1	18	16	14
Johnny Davis	--	--	--	3	3	--
Hamidou Diallo	--	--	--	--	1	--
Daniel Gafford	1	22	--	32	12	2
Danilo Gallinari	--	--	--	1	--	--
Anthony Gill	--	1	--	4	3	--
R.J. Hampton	--	--	--	--	--	--
Richaun Holmes	--	4	--	4	1	--
Trey Jemison	--	--	--	--	--	--
Tyus Jones	3	1	43	4	15	5
Corey Kispert	6	--	2	6	9	6
Kyle Kuzma	38	17	15	15	4	27
Isaiah Livers	--	--	--	--	--	--
Mike Muscala	--	--	--	3	2	--
Eugene Omoruyi	--	1	--	1	6	--
Jordan Poole	22	1	13	6	20	7
Ryan Rollins	--	--	--	2	2	--
Landry Shamet	--	--	--	3	6	--
Tristan Vukcevic	--	--	--	2	2	--
Delon Wright	--	--	5	2	7	--

2023-24 SEASON MISCELLANEOUS STATS



STARTING LINEUPS							
LAST USED	GAME	FORWARD	FORWARD	CENTER	GUARD	GUARD	RECORD
11/25	vs. Hawks	Deni Avdija	Kyle Kuzma	Daniel Gafford	Corey Kispert	Tyus Jones	0-1
12/11	at 76ers	Deni Avdija	Kyle Kuzma	Mike Muscala	Jordan Poole	Tyus Jones	0-2
1/31	vs. Clippers	Deni Avdija	Kyle Kuzma	Daniel Gafford	Bilal Coulibaly	Tyus Jones	0-1
2/4	vs. Suns	Bilal Coulibaly	Deni Avdija	Daniel Gafford	Jordan Poole	Tyus Jones	0-1
2/7	vs. Cavaliers	Deni Avdija	Kyle Kuzma	Daniel Gafford	Jordan Poole	Tyus Jones	9-33
2/9	at Celtics	Bilal Coulibaly	Deni Avdija	Kyle Kuzma	Jordan Poole	Tyus Jones	0-2
2/12	at Mavericks	Deni Avdija	Kyle Kuzma	Marvin Bagley III	Jordan Poole	Tyus Jones	0-4
2/14	at Pelicans	Bilal Coulibaly	Deni Avdija	Marvin Bagley III	Jordan Poole	Tyus Jones	0-1
2/25	vs. Cavaliers	Bilal Coulibaly	Kyle Kuzma	Marvin Bagley III	Landry Shamet	Tyus Jones	0-2
2/27	vs. Warriors	Corey Kispert	Kyle Kuzma	Marvin Bagley III	Landry Shamet	Tyus Jones	0-1
3/1	at Clippers	Deni Avdija	Kyle Kuzma	Marvin Bagley III	Landry Shamet	Tyus Jones	0-2
3/4	at Jazz	Deni Avdija	Kyle Kuzma	Marvin Bagley III	Bilal Coulibaly	Tyus Jones	0-2
3/8	vs. Hornets	Deni Avdija	Kyle Kuzma	Richaun Holmes	Bilal Coulibaly	Tyus Jones	1-0
3/14	at Rockets	Bilal Coulibaly	Deni Avdija	Kyle Kuzma	Corey Kispert	Tyus Jones	1-3
3/16	at Bulls	Corey Kispert	Kyle Kuzma	Richaun Holmes	Bilal Coulibaly	Jordan Poole	0-1
3/17	vs. Celtics	Justin Champagnie	Patrick Baldwin Jr.	Richaun Holmes	Corey Kispert	Jordan Poole	0-1
3/19	vs. Rockets	Corey Kispert	Patrick Baldwin Jr.	Richaun Holmes	Johnny Davis	Jordan Poole	0-1
3/25	at Bulls	Johnny Davis	Patrick Baldwin Jr.	Richaun Holmes	Corey Kispert	Jordan Poole	1-0
3/27	vs. Nets	Deni Avdija	Kyle Kuzma	Richaun Holmes	Corey Kispert	Jordan Poole	2-1
3/29	vs. Pistons	Deni Avdija	Kyle Kuzma	Marvin Bagley III	Corey Kispert	Jordan Poole	0-1
3/31	vs. Heat	Deni Avdija	Patrick Baldwin Jr.	Marvin Bagley III	Corey Kispert	Jordan Poole	0-1
4/2	vs. Bucks	Deni Avdija	Anthony Gill	Marvin Bagley III	Corey Kispert	Jordan Poole	1-0
4/3	vs. Lakers	Deni Avdija	Kyle Kuzma	Tristan Vukcevic	Corey Kispert	Jordan Poole	0-1
4/7	at Raptors	Johnny Davis	Deni Avdija	Tristan Vukcevic	Corey Kispert	Jordan Poole	0-2

2023-24 SEASON MISCELLANEOUS STATS



GAMES MISSED DUE TO INJURIES/SUSPENSIONS

NAME	INJURY/ILLNESS	DATES OUT	GAMES MISSED
Deni Avdija	Left Heel; Contusion	2/23 through 2/27/24	3
	Right Knee; Contusion	3/16 through 3/19/24	3
	Illness, Non-Covid	3/25	1
Marvin Bagley III	Inactive - Trade	1/15	1
	Back; Low Back Contusion	2/2 through 2/9/24	4
	Lower Back Spasm	3/6 through 3/17/24	7
	Back; Lumbosacral Sprain	3/19 through 3/21/24	2
	Right Knee Sprain	4/3 through 4/7/24	3
Patrick Baldwin Jr.	DNP - Coaches Decision	10/28; 11/3; 11/10 through 11/13/23; 11/22 through 11/24/23; 11/29 through 12/6/23; 12/21; 12/26; 12/29; 1/10; 1/21; 1/27 through 1/29/24; 2/2; 2/10 through 2/14/24; 3/8	22
	Inactive - Coaches Decision	11/1; 11/6 through 11/8/23; 11/20	4
	Inactive - G League On Assignment	11/17; 11/25 through 11/27/23; 12/17 through 12/18/23; 1/3 through 1/8/24; 2/7; 2/27 through 3/6/24; 4/2	16
	Inactive - G League Two-Way	12/31	1
	Right Ankle	2/9	1
Jules Bernard	Inactive - G League Two-Way	12/13 through 12/15/23; 12/18 through 12/29/23; 1/3 through 1/8/24; 1/21 through 1/24/24; 1/27; 2/12; 2/22 through 2/25/24; 3/12; 3/27; 4/2	22
	DNP - Coaches Decision	12/17; 12/31; 1/10; 1/15 through 1/20/24; 1/29; 2/2; 2/7 through 2/10/24; 2/27; 3/6 through 3/10/24; 3/21 through 3/23/24; 4/5	18
	G League - Two-Way	2/14	1
	Inactive - Coaches Decision	3/4	1
Jared Butler	DNP - Coaches Decision	10/28; 11/1; 11/12 through 11/15/23; 11/22 through 11/24/23; 12/1; 12/17; 12/21; 12/29; 1/8; 1/20; 1/25; 2/29; 3/4	16
	Inactive - Coaches Decision	11/3; 11/8 through 11/10/23; 1/29; 2/2; 2/7 through 2/9/24; 2/22	8
	Inactive - G League Two-Way	11/6; 12/26 through 12/27/23; 12/31; 1/10 through 1/18/24; 1/21 through 1/24/24; 1/27; 1/31; 2/4; 2/10 through 2/12/24; 3/6 through 3/10/24	18
John Butler Jr.	Inactive - Coaches Decision	10/25 through 10/30/23; 11/3; 11/15; 11/20; 11/29 through 12/1/23	8
	Inactive - G League Two-Way	11/1; 11/6 through 11/13/23; 11/17; 11/22; 11/25 through 11/27/23	10
	DNP - Coaches Decision	11/24; 12/6	2
Justin Champagnie	DNP - Coaches Decision	2/25 through 2/29/24	3
	Inactive - Coaches Decision	3/4	1
	Inactive - G League Two-Way	3/6 through 3/12/24; 3/27 through 4/2/24	8
Bilal Coulibaly	Left Knee Contusion	11/24	1
	Right Pelvis; Pelvic Contusion	2/27 through 3/1/24	3
	Right Wrist; Contusion	3/17	1
	Right Wrist; Fracture	3/19 through 4/3/24; 4/7	10
	Right Wrist	4/5	1
Johnny Davis	Left Elbow	10/25 through 10/28/23	2
	DNP - Coaches Decision	11/10 through 11/13/23; 12/26; 12/29 through 12/31/23; 1/8 through 1/10/24; 1/18; 2/7 through 2/14/24	14
	Left Calf Strain	12/6 through 12/22/23	9
	Illness, Non-Covid	1/13	1
	Inactive - G League On Assignment	1/20 through 1/24/24; 1/27 through 1/29/24	5
	DND - Injury	4/3	1
Hamidou Diallo	DNP - Coaches Decision	1/10; 1/18	2
Daniel Gafford	Left Ankle; Left Ankle Sprain	10/30 through 11/1/23	2
	Right Hip	12/11	1
	Concussion	1/18 through 1/20/24	2
Danilo Gallinari	Rest	11/13; 11/25; 12/18; 12/22	4
	Lower Back Spasm	12/29 through 12/31/23	2
	DNP - Coaches Decision	1/3 through 1/13/24	6
Anthony Gill	Left Hamstring	10/25	1
	DNP - Coaches Decision	10/28; 11/10 through 11/13/23; 11/22 through 11/24/23; 12/1 through 12/6/23; 12/26; 12/29 through 12/31/23; 1/8 through 1/13/24; 1/18 through 1/21/24; 1/27 through 1/29/24; 2/7 through 2/14/24; 2/25 through 2/27/24; 3/1 through 3/6/24; 3/23	30
	Right Knee; Soreness	4/7	1
R.J. Hampton	Inactive - G League On Assignment	3/4	1
	DNP - Coaches Decision	3/6 through 3/12/24	4
Richaun Holmes	Inactive - Trade	2/9	1
	DNP - Coaches Decision	2/10; 2/23	2
	Toe	3/10 through 3/14/24	3
	Left Toe; Big Toe Contusion	3/29 through 4/7/24	6
Trey Jemison	DNP - Coaches Decision	1/20 through 1/21/24; 1/27 through 1/29/24	4
Tyus Jones	Lower Back Spasm	3/16 through 3/17/24	2
	Back; Lumbosacral Sprain	3/19 through 3/27/24; 3/31 through 4/3/24; 4/7	9
	Lumbosacral Sprain	3/29	1
	Back	4/5	1
Corey Kispert	Left Ankle; Left Ankle Sprain	11/3	1
	Illness, Non-Covid	2/25	1
Kyle Kuzma	Right Quad; Right Quad Contusion	12/27	1
	Left Shoulder	2/4	1
	Illness, Non-Covid	2/14	1
	Left Shoulder; Soreness	3/17 through 3/19/24; 3/25	3
	Right Heel; Contusion	3/31 through 4/2/24	2
	Right Ankle	4/5 through 4/7/24	2
Isaiah Livers	Inactive - Trade	1/15	1
	DNP - Coaches Decision	1/18 through 1/21/24	3
	Right Hip	1/24 through 4/3/24	35
Mike Muscala	DNP - Coaches Decision	10/30; 11/8 through 11/12/23; 11/15 through 11/24/23; 11/27 through 12/1/23; 12/26; 1/13	14
Eugene Omoruyi	DNP - Coaches Decision	10/28; 11/13; 11/22 through 11/24/23; 12/1 through 12/6/23; 12/21 through 12/22/23; 12/29 through 12/31/23; 1/8; 1/21; 1/25 through 1/27/24; 2/2; 2/25; 2/29	17
	Inactive - Coaches Decision	11/10; 11/15; 1/29	3
	Inactive - G League Two-Way	11/12; 12/15; 12/26; 1/10 through 1/20/24; 1/24; 1/31; 2/12	11
	Concussion	12/13	1
	Left Ankle	3/19 through 3/31/24	7
Jordan Poole	Left Ankle	11/25	1
	Illness, Non-Covid	1/31	1
Ryan Rollins	DNP - Coaches Decision	10/28; 11/10 through 11/13/23; 12/21; 12/26; 12/31	7
	Inactive - G League On Assignment	11/17; 12/17 through 12/18/23; 1/3 through 1/8/24	7
	Right Knee Strain	11/22 through 12/15/23	11
	Inactive - Coaches Decision	12/29	1
Landry Shamet	Left Toe Fracture	10/25 through 10/30/23	3
	DNP - Coaches Decision	11/6; 1/13	2
	Right Rib Strain	12/6 through 12/21/23	8
	Left Hamstring	1/5 through 1/6/24	2
	Inactive - Personal	1/10	1
	Illness, Non-Covid	1/31	1
	Left Calf; Soreness	3/8	1
	Left Calf; Strain	3/12 through 4/7/24	15
Tristan Vukcevic	Inactive - Not With Team	3/14 through 3/16/24	2
	Inactive - Coaches Decision	3/17 through 3/21/24	3
Delon Wright	Left Knee Strain	11/12 through 12/22/23	20
	Rest	12/27	1
TOTAL GAMES MISSED			508

WIZARDS 2023-24 STARTING LINEUPS



DATE	OPPONENT	FORWARD	FORWARD	CENTER	GUARD	GUARD	SCORE	W/L
10/25/2023	@ Indiana	#33 Kyle Kuzma	#8 Deni Avdija	#21 Daniel Gafford	#5 Tyus Jones	#13 Jordan Poole	143-120	L
10/28/2023	vs. Memphis	#8 Deni Avdija	#33 Kyle Kuzma	#21 Daniel Gafford	#5 Tyus Jones	#13 Jordan Poole	113-106	W
10/30/2023	vs. Boston	#0 Bilal Coulibaly	#8 Deni Avdija	#33 Kyle Kuzma	#5 Tyus Jones	#13 Jordan Poole	126-107	L
11/01/2023	@ Atlanta	#8 Deni Avdija	#33 Kyle Kuzma	#35 Mike Muscala	#5 Tyus Jones	#13 Jordan Poole	130-121	L
11/03/2023	@ Miami	#8 Deni Avdija	#33 Kyle Kuzma	#21 Daniel Gafford	#5 Tyus Jones	#13 Jordan Poole	121-114	L
11/06/2023	@ Philadelphia	#8 Deni Avdija	#33 Kyle Kuzma	#21 Daniel Gafford	#5 Tyus Jones	#13 Jordan Poole	146-128	L
11/08/2023	@ Charlotte	#8 Deni Avdija	#33 Kyle Kuzma	#21 Daniel Gafford	#5 Tyus Jones	#13 Jordan Poole	132-116	W
11/10/2023	vs. Charlotte	#8 Deni Avdija	#33 Kyle Kuzma	#21 Daniel Gafford	#5 Tyus Jones	#13 Jordan Poole	124-117	L
11/12/2023	@ Brooklyn	#8 Deni Avdija	#33 Kyle Kuzma	#21 Daniel Gafford	#5 Tyus Jones	#13 Jordan Poole	102-94	L
11/13/2023	@ Toronto	#8 Deni Avdija	#33 Kyle Kuzma	#21 Daniel Gafford	#5 Tyus Jones	#13 Jordan Poole	111-107	L
11/15/2023	vs. Dallas	#8 Deni Avdija	#33 Kyle Kuzma	#21 Daniel Gafford	#5 Tyus Jones	#13 Jordan Poole	130-117	L
11/17/2023	vs. New York	#8 Deni Avdija	#33 Kyle Kuzma	#21 Daniel Gafford	#13 Jordan Poole	#5 Tyus Jones	120-99	L
11/20/2023	vs. Milwaukee	#8 Deni Avdija	#33 Kyle Kuzma	#21 Daniel Gafford	#5 Tyus Jones	#13 Jordan Poole	142-129	L
11/22/2023	@ Charlotte	#8 Deni Avdija	#33 Kyle Kuzma	#21 Daniel Gafford	#5 Tyus Jones	#13 Jordan Poole	117-114	L
11/24/2023	@ Milwaukee	#8 Deni Avdija	#33 Kyle Kuzma	#21 Daniel Gafford	#5 Tyus Jones	#13 Jordan Poole	131-128	L
11/25/2023	vs. Atlanta	#8 Deni Avdija	#33 Kyle Kuzma	#21 Daniel Gafford	#5 Tyus Jones	#24 Corey Kispert	136-108	L
11/27/2023	@ Detroit	#8 Deni Avdija	#33 Kyle Kuzma	#21 Daniel Gafford	#5 Tyus Jones	#13 Jordan Poole	126-107	W
11/29/2023	@ Orlando	#8 Deni Avdija	#33 Kyle Kuzma	#21 Daniel Gafford	#5 Tyus Jones	#13 Jordan Poole	139-120	L
12/01/2023	@ Orlando	#8 Deni Avdija	#33 Kyle Kuzma	#21 Daniel Gafford	#5 Tyus Jones	#13 Jordan Poole	130-125	L
12/06/2023	vs. Philadelphia	#8 Deni Avdija	#33 Kyle Kuzma	#21 Daniel Gafford	#5 Tyus Jones	#13 Jordan Poole	131-126	L
12/08/2023	@ Brooklyn	#8 Deni Avdija	#33 Kyle Kuzma	#21 Daniel Gafford	#5 Tyus Jones	#13 Jordan Poole	124-97	L
12/11/2023	@ Philadelphia	#8 Deni Avdija	#33 Kyle Kuzma	#35 Mike Muscala	#5 Tyus Jones	#13 Jordan Poole	146-101	L
12/13/2023	vs. New Orleans	#8 Deni Avdija	#33 Kyle Kuzma	#21 Daniel Gafford	#5 Tyus Jones	#13 Jordan Poole	142-122	L
12/15/2023	vs. Indiana	#8 Deni Avdija	#33 Kyle Kuzma	#21 Daniel Gafford	#5 Tyus Jones	#13 Jordan Poole	137-123	W
12/17/2023	@ Phoenix	#8 Deni Avdija	#33 Kyle Kuzma	#21 Daniel Gafford	#5 Tyus Jones	#13 Jordan Poole	112-108	L
12/18/2023	@ Sacramento	#8 Deni Avdija	#33 Kyle Kuzma	#21 Daniel Gafford	#5 Tyus Jones	#13 Jordan Poole	143-131	L
12/21/2023	@ Portland	#8 Deni Avdija	#33 Kyle Kuzma	#21 Daniel Gafford	#5 Tyus Jones	#13 Jordan Poole	118-117	W
12/22/2023	@ Golden State	#8 Deni Avdija	#33 Kyle Kuzma	#21 Daniel Gafford	#5 Tyus Jones	#13 Jordan Poole	129-118	L
12/26/2023	vs. Orlando	#8 Deni Avdija	#33 Kyle Kuzma	#21 Daniel Gafford	#5 Tyus Jones	#13 Jordan Poole	127-119	L
12/27/2023	vs. Toronto	#8 Deni Avdija	#33 Kyle Kuzma	#21 Daniel Gafford	#5 Tyus Jones	#13 Jordan Poole	132-102	L
12/29/2023	vs. Brooklyn	#8 Deni Avdija	#33 Kyle Kuzma	#21 Daniel Gafford	#5 Tyus Jones	#13 Jordan Poole	110-104	W
12/31/2023	vs. Atlanta	#8 Deni Avdija	#33 Kyle Kuzma	#21 Daniel Gafford	#5 Tyus Jones	#13 Jordan Poole	130-126	L
01/03/2024	@ Cleveland	#8 Deni Avdija	#33 Kyle Kuzma	#21 Daniel Gafford	#5 Tyus Jones	#13 Jordan Poole	140-101	L
01/05/2024	@ Cleveland	#8 Deni Avdija	#33 Kyle Kuzma	#21 Daniel Gafford	#5 Tyus Jones	#13 Jordan Poole	114-90	L
01/06/2024	vs. New York	#8 Deni Avdija	#33 Kyle Kuzma	#21 Daniel Gafford	#5 Tyus Jones	#13 Jordan Poole	121-105	L
01/08/2024	vs. Oklahoma City	#8 Deni Avdija	#33 Kyle Kuzma	#21 Daniel Gafford	#5 Tyus Jones	#13 Jordan Poole	136-128	L
01/10/2024	@ Indiana	#8 Deni Avdija	#33 Kyle Kuzma	#21 Daniel Gafford	#5 Tyus Jones	#13 Jordan Poole	112-104	L
01/13/2024	@ Atlanta	#8 Deni Avdija	#33 Kyle Kuzma	#21 Daniel Gafford	#5 Tyus Jones	#13 Jordan Poole	127-99	W
01/15/2024	vs. Detroit	#8 Deni Avdija	#33 Kyle Kuzma	#21 Daniel Gafford	#5 Tyus Jones	#13 Jordan Poole	129-117	L
01/18/2024	@ New York	#8 Deni Avdija	#33 Kyle Kuzma	#35 Marvin Bagley III	#13 Jordan Poole	#5 Tyus Jones	113-109	L
01/20/2024	vs. San Antonio	#8 Deni Avdija	#33 Kyle Kuzma	#35 Marvin Bagley III	#5 Tyus Jones	#13 Jordan Poole	131-127	L
01/21/2024	vs. Denver	#8 Deni Avdija	#33 Kyle Kuzma	#21 Daniel Gafford	#5 Tyus Jones	#13 Jordan Poole	113-104	L
01/24/2024	vs. Minnesota	#8 Deni Avdija	#33 Kyle Kuzma	#21 Daniel Gafford	#5 Tyus Jones	#13 Jordan Poole	118-107	L
01/25/2024	vs. Utah	#8 Deni Avdija	#33 Kyle Kuzma	#21 Daniel Gafford	#5 Tyus Jones	#13 Jordan Poole	123-108	L
01/27/2024	@ Detroit	#8 Deni Avdija	#33 Kyle Kuzma	#21 Daniel Gafford	#5 Tyus Jones	#13 Jordan Poole	118-104	W
01/29/2024	@ San Antonio	#8 Deni Avdija	#33 Kyle Kuzma	#21 Daniel Gafford	#5 Tyus Jones	#13 Jordan Poole	118-113	W
01/31/2024	vs. LA Clippers	#8 Deni Avdija	#33 Kyle Kuzma	#21 Daniel Gafford	#5 Tyus Jones	#0 Bilal Coulibaly	125-109	L
02/02/2024	vs. Miami	#8 Deni Avdija	#33 Kyle Kuzma	#21 Daniel Gafford	#5 Tyus Jones	#13 Jordan Poole	110-102	L
02/04/2024	vs. Phoenix	#0 Bilal Coulibaly	#8 Deni Avdija	#21 Daniel Gafford	#5 Tyus Jones	#13 Jordan Poole	140-112	L
02/07/2024	vs. Cleveland	#8 Deni Avdija	#33 Kyle Kuzma	#21 Daniel Gafford	#5 Tyus Jones	#13 Jordan Poole	114-106	L
02/09/2024	@ Boston	#0 Bilal Coulibaly	#8 Deni Avdija	#33 Kyle Kuzma	#5 Tyus Jones	#13 Jordan Poole	133-129	L
02/10/2024	vs. Philadelphia	#8 Deni Avdija	#33 Kyle Kuzma	#35 Marvin Bagley III	#5 Tyus Jones	#13 Jordan Poole	119-113	L
02/12/2024	@ Dallas	#8 Deni Avdija	#33 Kyle Kuzma	#35 Marvin Bagley III	#5 Tyus Jones	#13 Jordan Poole	112-104	L
02/14/2024	@ New Orleans	#0 Bilal Coulibaly	#8 Deni Avdija	#35 Marvin Bagley III	#5 Tyus Jones	#13 Jordan Poole	133-126	L
02/22/2024	@ Denver	#8 Deni Avdija	#33 Kyle Kuzma	#35 Marvin Bagley III	#5 Tyus Jones	#0 Bilal Coulibaly	130-110	L
02/23/2024	@ Oklahoma City	#0 Bilal Coulibaly	#33 Kyle Kuzma	#35 Marvin Bagley III	#5 Tyus Jones	#20 Landry Shamet	147-106	L
02/25/2024	vs. Cleveland	#0 Bilal Coulibaly	#33 Kyle Kuzma	#35 Marvin Bagley III	#5 Tyus Jones	#20 Landry Shamet	114-105	L
02/27/2024	vs. Golden State	#24 Corey Kispert	#33 Kyle Kuzma	#35 Marvin Bagley III	#5 Tyus Jones	#20 Landry Shamet	123-112	L
02/29/2024	@ LA Lakers	#8 Deni Avdija	#33 Kyle Kuzma	#35 Marvin Bagley III	#5 Tyus Jones	#20 Landry Shamet	134-131	L
03/01/2024	@ LA Clippers	#8 Deni Avdija	#33 Kyle Kuzma	#35 Marvin Bagley III	#5 Tyus Jones	#20 Landry Shamet	140-115	L
03/04/2024	@ Utah	#8 Deni Avdija	#33 Kyle Kuzma	#35 Marvin Bagley III	#5 Tyus Jones	#0 Bilal Coulibaly	127-115	L
03/06/2024	vs. Orlando	#0 Bilal Coulibaly	#8 Deni Avdija	#33 Kyle Kuzma	#5 Tyus Jones	#24 Corey Kispert	119-109	L
03/08/2024	vs. Charlotte	#8 Deni Avdija	#33 Kyle Kuzma	#22 Richaun Holmes	#5 Tyus Jones	#0 Bilal Coulibaly	112-100	W
03/10/2024	@ Miami	#0 Bilal Coulibaly	#8 Deni Avdija	#33 Kyle Kuzma	#5 Tyus Jones	#24 Corey Kispert	110-108	W
03/12/2024	@ Memphis	#0 Bilal Coulibaly	#8 Deni Avdija	#33 Kyle Kuzma	#5 Tyus Jones	#24 Corey Kispert	109-97	L
03/14/2024	@ Houston	#0 Bilal Coulibaly	#8 Deni Avdija	#33 Kyle Kuzma	#5 Tyus Jones	#24 Corey Kispert	135-119	L
03/16/2024	@ Chicago	#24 Corey Kispert	#33 Kyle Kuzma	#22 Richaun Holmes	#13 Jordan Poole	#0 Bilal Coulibaly	127-98	L
03/17/2024	vs. Boston	#9 Justin Champagnie	#7 Patrick Baldwin Jr.	#22 Richaun Holmes	#13 Jordan Poole	#24 Corey Kispert	130-104	L
03/19/2024	vs. Houston	#24 Corey Kispert	#7 Patrick Baldwin Jr.	#22 Richaun Holmes	#13 Jordan Poole	#1 Johnny Davis	137-114	L
03/21/2024	vs. Sacramento	#8 Deni Avdija	#33 Kyle Kuzma	#22 Richaun Holmes	#13 Jordan Poole	#24 Corey Kispert	109-102	W
03/23/2024	vs. Toronto	#8 Deni Avdija	#33 Kyle Kuzma	#22 Richaun Holmes	#13 Jordan Poole	#24 Corey Kispert	112-109	W
03/25/2024	@ Chicago	#1 Johnny Davis	#7 Patrick Baldwin Jr.	#22 Richaun Holmes	#13 Jordan Poole	#24 Corey Kispert	107-105	W
03/27/2024	vs. Brooklyn	#8 Deni Avdija	#33 Kyle Kuzma	#22 Richaun Holmes	#13 Jordan Poole	#24 Corey Kispert	122-119	L
03/29/2024	vs. Detroit	#8 Deni Avdija	#33 Kyle Kuzma	#35 Marvin Bagley III	#13 Jordan Poole	#24 Corey Kispert	96-87	L
03/31/2024	vs. Miami	#8 Deni Avdija	#7 Patrick Baldwin Jr.	#35 Marvin Bagley III	#13 Jordan Poole	#24 Corey Kispert	119-107	L
04/02/2024	vs. Milwaukee	#8 Deni Avdija	#16 Anthony Gill	#35 Marvin Bagley III	#13 Jordan Poole	#24 Corey Kispert	117-113	W
04/03/2024	vs. LA Lakers	#8 Deni Avdija	#33 Kyle Kuzma	#00 Tristan Vukcevic	#13 Jordan Poole	#24 Corey Kispert	125-120	L
04/05/2024	vs. Portland	#1 Johnny Davis	#8 Deni Avdija	#00 Tristan Vukcevic	#13 Jordan Poole	#24 Corey Kispert	108-102	L
04/07/2024	@ Toronto	#1 Johnny Davis	#8 Deni Avdija	#00 Tristan Vukcevic	#13 Jordan Poole	#24 Corey Kispert	130-122	L
04/09/2024	at Minnesota	--	--	--	--	--	--	--
04/12/2024	Chicago	--	--	--	--	--	--	--
04/14/2024	at Boston	--	--	--	--	--	--	--

2023-24 RECORDS, STREAKS & MARGINS



TEAM RECORD

	RECORD	HOME	ROAD	OT
OVERALL	15-64	7-33	8-31	0-2
ATLANTIC	2-16	2-8	0-8	0-1
CENTRAL	5-11	2-5	3-6	--
SOUTHEAST	4-12	1-7	3-5	--
EASTERN	11-39	5-20	6-19	0-1
SOUTHWEST	2-8	1-4	1-4	--
NORTHWEST	1-8	0-5	1-3	--
PACIFIC	1-9	1-4	0-5	0-1
WESTERN	4-25	2-13	2-12	0-1

TEAM WINNING & LOSING STREAKS

LONG:	OVERALL	HOME	ROAD
Win	3/21/2024 — 3/25/2024 (3)	3/21/2024 — 3/23/2024 (2)	1/27/2024 — 1/29/2024 (2)
Loss	1/31/2024 — 3/6/2024 (16)	12/31/2023 — 3/6/2024 (16)	2/9/2024 — 3/4/2024 (8)

*showing most recent streaks

AFTER 79 GAMES: W15, L64

MARGIN	1	2	3	4	5	6	7	8	9	10	11	12	13	14	15	16	17	18	19	20	21	22	23	24	25
Won By:	1	2	1	1	1	1	2					1		2		1			1						
Lost By:			4	6	3	2	3	8	4	1	3	5	2		1	3		1	2	2	1		2	1	1

MARGIN	26	27	28	29	30	31	32	33	34	35	36	37	38	39	40	41	42	43	44	45	46	47	48	49	50+
Won By:			1																						
Lost By:	1	1	2	1	1									1		1				1					

AT START OF:	OVERALL	HOME	ROAD	FG%:	OVERALL	HOME	ROAD
2nd-Ahead:	8-20	3-9	5-11	-44%	2-17	1-5	1-12
-Behind:	6-39	3-21	3-18	45-49%	5-31	1-20	4-11
-Tied:	1-5	1-3	0-2	50-54%	7-13	4-6	3-7
3rd-Ahead:	12-14	7-5	5-9	55-59%	1-3	1-2	0-1
-Behind:	3-49	0-27	3-22	+60%	0-0	0-0	0-0
-Tied:	0-1	0-1	0-0				
4th-Ahead:	9-5	4-1	5-4				
-Behind:	5-58	3-31	2-27				
-Tied:	1-1	0-1	1-0				



TEAM TREND	TTL	LAST GAME	TEAM TREND	TTL	LAST GAME	PLAYER TREND	TTL	LAST GAME
<4 Wizards w/ 10+ pts	0-1	@ ATL 11/1/23	Wizards shoot 50.0% or better	7-11	vs. MIL 4/2/24	Kyle Kuzma w/30+ pts	7-4	vs. SAC 3/21/24
4+ Wizards w/ 10+ pts	15-63	@ TOR 4/7/24	Opp shoots 50.0% or better	1-39	@ TOR 4/7/24	Kyle Kuzma w/20+ pts	11-34	vs. BKN 3/27/24
5+ Wizards w/ 10+ pts	13-45	@ TOR 4/7/24	Wizards shoot 45.0% or better	13-44	@ TOR 4/7/24	Kyle Kuzma w/10+ REB	3-8	vs. LAL 4/3/24
6+ Wizards w/ 10+ pts	9-22	vs. MIL 4/2/24	Wizards shoot 44.0% or below	2-17	vs. POR 4/5/24	Kyle Kuzma w/double-double	3-11	vs. LAL 4/3/24
7+ Wizards w/ 10+ pts	1-8	vs. HOU 3/19/24	Wizards shoot 40.0% or below	0-3	@ OKC 2/23/24	Kyle Kuzma w/10+ asts	0-3	vs. BKN 3/27/24
8+ Wizards w/ 10+ pts	0-3	vs. HOU 3/19/24	Opp shoots 45.0% or better	4-56	@ TOR 4/7/24	Daniel Gafford w/10+ REB	4-7	vs. CLE 2/7/24
Wizards no 20+ pt scorer	1-10	vs. HOU 3/19/24	Opp shoots 40.0% or below	2-1	vs. CHA 3/8/24	Daniel Gafford w/15+ pts	3-7	vs. PHX 2/4/24
Opp no 20+ pt scorer	1-1	@ IND 1/10/24	Wizards w/10+ 3-pointers made	12-49	@ TOR 4/7/24	Daniel Gafford w/double-double	3-6	vs. CLE 2/7/24
2+ Wizards w/20+ pt scorer	7-30	@ TOR 4/7/24	Opp w/10+ 3-pointers made	9-45	@ TOR 4/7/24	Jordan Poole w/20+ pts	4-23	@ TOR 4/7/24
2+ Opp w/20+ pt scorer	7-56	@ TOR 4/7/24	Wizards w/15+ 3-pointers made	4-16	@ TOR 4/7/24	Jordan Poole w/10+ asts	2-2	@ TOR 4/7/24
3+ Wizards w/20+ pt scorer	2-8	@ TOR 4/7/24	Opp w/15+ 3-pointers made	2-18	vs. BOS 3/17/24	Jordan Poole w/3+ stls	2-8	vs. TOR 3/23/24
3+ Opp w/20+ pt scorer	2-21	@ TOR 4/7/24	Wizards 3FG% 40.0% or better	5-21	@ TOR 4/7/24	Tyus Jones w/15+ pts	2-16	@ UTA 3/4/24
Wizards w/30+ pt scorer	7-13	@ TOR 4/7/24	Opp 3FG% 40.0% or better	3-24	vs. BOS 3/17/24	Tyus Jones w/10+ asts	2-10	@ MIA 3/10/24
Opp w/30+ pt scorer	6-39	@ TOR 4/7/24	Wizards FT% 80.0 or better	7-26	vs. LAL 4/3/24	Tyus Jones w/3+ stls	0-3	@ NYK 1/18/24
All 5 Starters w/10+ pts	6-12	vs. TOR 3/23/24	Opp FT% 80.0 or better	5-29	vs. LAL 4/3/24	Corey Kispert w/15+ pts	8-25	@ TOR 4/7/24
Opp 5 Starters w/10+ pts	3-12	vs. LAL 4/3/24	Wizards FT% below 70.0	3-15	vs. POR 4/5/24	Corey Kispert w/3+ 3FGM	8-25	@ TOR 4/7/24
2+ reserves w/10+ pts	8-32	vs. MIL 4/2/24	Opp FT% below 70.0	4-12	vs. MIL 4/2/24	Bilal Coulibaly w/10+ pts	5-22	@ CHI 3/16/24
Opp 2+ reserves w/10+ pts	5-29	vs. MIL 4/2/24	Wizards FTM >= Opp FTA	5-6	vs. CHA 3/8/24	Bilal Coulibaly w/3+ stls	0-7	vs. UTA 1/25/24
3+ reserves w/10+ pts	1-7	vs. HOU 3/19/24	Opp FTM >= Wizards FTA	5-33	vs. LAL 4/3/24			
Opp 3+ reserves w/10+ pts	1-10	@ OKC 2/23/24	Wizards FG% >= Opp FG%	12-5	vs. MIL 4/2/24			
Wizards <20 pts. in 1st qtr	0-8	@ TOR 4/7/24	Opp FG% >= Wizards FG%	2-49	@ TOR 4/7/24			
Opp <20 pts. in 1st qtr	2-2	vs. BKN 3/27/24	Wizards w/30+ FTA	1-7	@ TOR 4/7/24			
Wizards w/30+ pts in 1st qtr	7-25	vs. BKN 3/27/24	Opp w/30+ FTA	2-10	vs. HOU 3/19/24			
Opp w/30+ pts in 1st qtr	3-42	@ TOR 4/7/24	Wizards w/20+ asts	15-61	@ TOR 4/7/24			
Wizards under 50 pts 1st half	2-10	vs. DET 3/29/24	Opp w/20+ asts	13-63	@ TOR 4/7/24			
Opp under 50 pts 1st half	6-5	@ CHI 3/25/24	Wizards w/25+ asts	13-50	@ TOR 4/7/24			
Wizards 50+ pts 1st half	13-54	@ TOR 4/7/24	Opp w/25+ asts	7-55	@ TOR 4/7/24			
Opp 50+ pts 1st half	9-59	@ TOR 4/7/24	Wizards w/30+ asts	5-20	@ CHI 3/25/24			
Wizards 60+ pts in 1st half	5-22	vs. LAL 4/3/24	Opp w/30+ asts	3-33	@ TOR 4/7/24			
Opp 60+ pts in 1st half	1-43	@ TOR 4/7/24	Wizards asts >= Opp asts	11-20	vs. LAL 4/3/24			
Wizards lead by 10+ pts	12-15	vs. LAL 4/3/24	Opp asts >= Wizards asts	3-41	@ TOR 4/7/24			
Opp leads by 10+ pts	5-54	@ TOR 4/7/24	Wizards w/12 or fewer TOs	8-24	vs. POR 4/5/24			
Games decided by 10+ points	6-34	vs. MIA 3/31/24	Opp w/12 or fewer TOs	5-26	vs. POR 4/5/24			
Games decided by 4-9 points	5-26	@ TOR 4/7/24	Wizards w/20+ TOs	0-8	vs. GSW 2/27/24			
Games decided by 3 or less points	4-4	vs. BKN 3/27/24	Opp w/20+ TOs	1-2	@ CLE 1/5/24			
Both teams score 100+ pts	14-57	@ TOR 4/7/24	Wizards TO >= Opp TO	7-31	@ TOR 4/7/24			
Both teams under 100 pts	0-1	vs. DET 3/29/24	Opp TO >= Wizards TO	8-26	vs. POR 4/5/24			
Wizards score under 100 pts	0-7	vs. DET 3/29/24	Wizards w/50+ REB	11-30	@ TOR 4/7/24			
Opp scores under 100 pts	1-1	vs. DET 3/29/24	Opp w/50+ REB	13-57	@ TOR 4/7/24			
Wizards score 100+ pts	15-57	@ TOR 4/7/24	Wizards REB >= Opp REB	8-10	vs. MIA 3/31/24			
Opp scores 100+ pts	14-63	@ TOR 4/7/24	Opp REB >= Wizards REB	7-51	@ TOR 4/7/24			
Wizards score 110+ pts	13-34	@ TOR 4/7/24	Wizards w/10+ more REB than Opp	2-0	vs. TOR 3/23/24			
Opp scores 110+ pts	5-60	@ TOR 4/7/24	Opp w/10+ more REB than WAS	6-29	vs. POR 4/5/24			
Wizards tied or lead after the 3rd qtr	10-6	vs. MIL 4/2/24	Wizards w/10+ stls	3-17	vs. LAL 4/3/24			
Wizards tied or lead at halftime	12-15	vs. MIL 4/2/24	Opp w/10+ stls	2-17	vs. LAL 4/3/24			
Wizards tied or lead after 1st qtr	9-24	vs. MIA 3/31/24	2+ Wizards w/double-double	6-13	@ TOR 4/7/24			
Wizards trailing after the 3rd qtr	5-58	@ TOR 4/7/24	2+ Opp w/double-double	4-20	vs. POR 4/5/24			
Wizards trailing at halftime	3-49	@ TOR 4/7/24	3+ Wizards w/double-double	1-2	@ TOR 4/7/24			
Wizards trailing after 1st qtr	6-40	@ TOR 4/7/24	3+ Opp w/double-double	0-6	vs. HOU 3/19/24			
1st game Back-to-Back	2-11	vs. MIL 4/2/24	Wizards PITP >= Opp PITP	9-20	vs. POR 4/5/24			
2nd game Back-to-Back	0-13	vs. LAL 4/3/24	Opp PITP >= Wizards PITP	5-42	@ TOR 4/7/24			
1st game after a win	4-11	vs. LAL 4/3/24	Wizards 2CP >= Opp 2CP	7-18	@ TOR 4/7/24			
1st game after a loss	11-52	@ TOR 4/7/24	Opp 2CP >= Wizards 2CP	8-44	vs. LAL 4/3/24			
On Monday	3-10	@ CHI 3/25/24	Wizards FB Pts >= Opp FB Pts	8-39	@ TOR 4/7/24			
On Tuesday	1-4	vs. MIL 4/2/24	Opp FB Pts >= Wizards FB Pts	5-23	vs. MIA 3/31/24			
On Wednesday	1-17	vs. LAL 4/3/24						
On Thursday	2-5	vs. SAC 3/21/24						
On Friday	3-14	vs. POR 4/5/24						
On Saturday	4-5	vs. TOR 3/23/24						
On Sunday	1-9	@ TOR 4/7/24						
January	3-12	vs. LAC 1/31/24						
February	0-12	@ LAL 2/29/24						
March	5-11	vs. MIA 3/31/24						
April	1-3	@ TOR 4/7/24						
October	1-2	vs. BOS 10/30/23						
November	2-13	@ ORL 11/29/23						
December	3-11	vs. ATL 12/31/23						

MISCELLANEOUS SCORING BREAKDOWN



WIZARDS													OPPONENTS									
DATE	OPPONENT	W/L	BENCH PTS	AVG	INTHE PAINT	AVG	SECOND CHANCE	AVG	FAST BREAK	AVG	POINTS OFFTO	AVG	BENCH PTS	AVG	INTHE PAINT	AVG	SECOND CHANCE	AVG	FAST BREAK	AVG	POINTS OFFTO	AVG
10/25	at Indiana	L	46	46.0	68	68.0	12	12.0	22	22.0	14	14.0	59	59.0	60	60.0	11	11.0	32	32.0	22	22.0
10/28	Memphis	W	31	38.5	42	55.0	6	9.0	8	15.0	18	16.0	31	45.0	36	48.0	14	12.5	14	23.0	14	18.0
10/30	Boston	L	44	40.3	48	52.7	11	9.7	20	16.7	30	20.7	26	38.7	52	49.3	17	14.0	16	20.7	23	19.7
11/1	at Atlanta	L	48	42.3	74	58.0	5	8.5	27	19.3	25	21.8	36	38.0	64	53.0	19	15.3	19	20.3	16	18.8
11/3	at Miami	L	48	43.4	64	59.2	5	7.8	22	19.8	27	22.8	48	40.0	58	54.0	13	14.8	9	18.0	17	18.4
11/6	at Philadelphia	L	37	42.3	60	59.3	18	9.5	21	20.0	18	22.0	41	40.2	62	55.3	5	13.2	24	19.0	18	18.3
11/8	at Charlotte	W	72	46.6	56	58.9	18	10.7	8	18.3	35	23.9	23	37.7	64	56.6	12	13.0	5	17.0	12	17.4
11/10	Charlotte	L	49	46.9	54	58.3	7	10.3	11	17.4	12	22.4	28	36.5	74	58.8	32	15.4	15	16.8	22	18.0
11/12	at Brooklyn	L	48	47.0	40	56.2	7	9.9	21	17.8	28	23.0	33	36.1	38	56.4	21	16.0	11	16.1	16	17.8
11/13	at Toronto	L	26	44.9	48	55.4	9	9.8	18	17.8	26	23.3	31	35.6	76	58.4	18	16.2	22	16.7	23	18.3
11/15	Dallas	L	42	44.6	56	55.5	9	9.7	14	17.5	8	21.9	57	37.5	52	57.8	13	15.9	17	16.7	14	17.9
11/17	New York	L	33	43.7	46	54.7	9	9.7	9	16.8	12	21.1	37	37.5	40	56.3	17	16.0	4	15.7	12	17.4
11/20	Milwaukee	L	38	43.2	84	56.9	9	9.6	17	16.8	18	20.8	28	36.8	64	56.9	27	16.8	2	14.6	0	16.1
11/22	at Charlotte	L	21	41.6	60	57.1	16	10.1	18	16.9	17	20.6	20	35.6	52	56.6	17	16.9	7	14.1	14	15.9
11/24	at Milwaukee	L	48	42.1	58	57.2	12	10.2	13	16.6	8	19.7	14	34.1	72	57.6	9	16.3	7	13.6	4	15.1
11/25	Atlanta	L	61	43.3	58	57.3	13	10.4	9	16.1	15	19.4	59	35.7	62	57.9	19	16.5	18	13.9	27	15.9
11/27	at Detroit	W	46	43.4	62	57.5	8	10.2	20	16.4	13	19.1	31	35.4	66	58.4	10	16.1	20	14.2	9	15.5
11/29	at Orlando	L	45	43.5	52	57.2	14	10.4	32	17.2	25	19.4	65	37.1	66	58.8	5	15.5	15	14.3	12	15.3
12/1	at Orlando	L	47	43.7	54	57.1	16	10.7	14	17.1	16	19.2	47	37.6	60	58.8	16	15.5	7	13.9	16	15.3
12/6	Philadelphia	L	41	43.6	64	57.4	4	10.4	23	17.4	14	19.0	21	36.8	68	59.3	15	15.5	10	13.7	7	14.9
12/8	at Brooklyn	L	40	43.4	56	57.3	7	10.2	7	16.9	9	18.5	52	37.5	76	60.1	20	15.7	22	14.1	22	15.2
12/11	at Philadelphia	L	51	43.7	50	57.0	7	10.1	17	16.9	21	18.6	69	38.9	54	59.8	11	15.5	15	14.1	31	16.0
12/13	New Orleans	L	52	44.1	38	56.2	2	9.7	13	16.7	16	18.5	56	39.7	54	59.6	13	15.4	16	14.2	27	16.4
12/15	Indiana	W	48	44.3	68	56.7	22	10.3	26	17.1	16	18.4	67	40.8	56	59.4	19	15.5	13	14.2	20	16.6
12/17	at Phoenix	L	22	43.4	46	56.2	12	10.3	11	16.8	19	18.4	35	40.6	50	59.0	19	15.7	17	14.3	9	16.3
12/18	at Sacramento	L	43	43.3	46	55.8	7	10.2	15	16.8	11	18.1	30	40.2	64	59.2	19	15.8	15	14.3	8	16.0
12/21	at Portland	W	20	42.5	56	55.9	11	10.2	23	17.0	21	18.2	22	39.5	50	58.9	32	16.4	8	14.1	15	15.9
12/22	at Golden State	L	50	42.8	60	56.0	19	10.5	23	17.2	19	18.3	42	39.6	50	58.6	13	16.3	18	14.2	5	15.5
12/26	Orlando	L	35	42.5	48	55.7	12	10.6	23	17.4	18	18.2	35	39.4	70	59.0	17	16.3	14	14.2	29	16.0
12/27	Toronto	L	39	42.4	56	55.7	5	10.4	8	17.1	21	18.3	42	39.5	62	59.1	22	16.5	28	14.7	25	16.3
12/29	Brooklyn	W	42	42.4	50	55.5	4	10.2	10	16.9	9	18.0	37	39.4	50	58.8	26	16.8	4	14.3	9	16.1
12/31	Atlanta	L	34	42.1	56	55.6	7	10.1	24	17.1	18	18.0	12	38.6	54	58.6	20	16.9	12	14.3	12	15.9
1/3	at Cleveland	L	49	42.3	52	55.5	17	10.3	14	17.0	15	17.9	66	39.4	68	58.9	35	17.5	25	14.6	16	15.9
1/5	at Cleveland	L	46	42.4	50	55.3	5	10.1	15	16.9	29	18.3	53	39.8	48	58.6	17	17.4	13	14.5	18	16.0
1/6	New York	L	28	42.0	52	55.2	9	10.1	24	17.1	14	18.1	22	39.3	52	58.4	20	17.5	20	14.7	23	16.2
1/8	Oklahoma City	L	38	41.9	48	55.0	16	10.3	10	16.9	21	18.2	36	39.2	70	58.7	11	17.3	21	14.9	19	16.3
1/10	at Indiana	L	27	41.5	56	55.0	14	10.4	14	16.9	13	18.1	51	39.5	60	58.8	17	17.3	13	14.8	22	16.4
1/13	at Atlanta	W	41	41.5	60	55.2	22	10.7	31	17.2	27	18.3	40	39.5	36	58.2	15	17.3	8	14.6	14	16.4
1/15	Detroit	L	38	41.4	46	54.9	15	10.8	18	17.3	21	18.4	60	40.1	60	58.2	25	17.5	6	14.4	11	16.2
1/18	at New York	L	33	41.2	56	55.0	11	10.8	13	17.2	23	18.5	7	39.2	48	58.0	7	17.2	19	14.5	15	16.2
1/20	San Antonio	L	50	41.4	66	55.2	17	11.0	21	17.2	16	18.4	41	39.3	74	58.3	23	17.3	15	14.5	17	16.2
1/21	Denver	L	49	41.6	56	55.2	16	11.1	13	17.1	20	18.5	12	38.6	58	58.3	16	17.3	21	14.7	18	16.3
1/24	Minnesota	L	44	41.6	50	55.1	9	11.0	14	17.1	4	18.1	15	38.1	60	58.4	19	17.3	17	14.7	32	16.6
1/25	Utah	L	26	41.3	66	55.4	7	10.9	27	17.3	18	18.1	47	38.3	72	58.7	18	17.4	14	14.7	8	16.4
1/27	at Detroit	W	34	41.1	64	55.6	21	11.2	20	17.4	21	18.2	23	37.9	44	58.4	10	17.2	6	14.5	13	16.4
1/29	at San Antonio	W	47	41.2	66	55.8	18	11.3	15	17.3	22	18.3	51	38.2	50	58.2	13	17.1	18	14.6	19	16.4
1/31	LA Clippers	L	40	41.2	64	56.0	16	11.4	12	17.2	8	18.1	41	38.3	56	58.1	17	17.1	24	14.8	21	16.5
2/2	Miami	L	41	41.2	48	55.8	7	11.3	11	17.1	19	18.1	32	38.1	58	58.1	19	17.1	13	14.8	14	16.5
2/4	Phoenix	L	55	41.5	68	56.0	18	11.4	14	17.0	18	18.1	41	38.2	58	58.1	22	17.2	13	14.7	27	16.7
2/7	Cleveland	L	40	41.5	42	55.8	15	11.5	13	16.9	19	18.1	25	37.9	54	58.0	17	17.2	11	14.7	14	16.6
2/9	at Boston	L	31	41.3	42	55.5	3	11.4	36	17.3	15	18.0	22	37.6	62	58.1	11	17.1	18	14.7	15	16.6
2/10	Philadelphia	L	33	41.1	54	55.5	9	11.3	26	17.5	13	17.9	29	37.5	74	58.4	21	17.2	16	14.8	19	16.6
2/12	at Dallas	L	27	40.8	66	55.7	14	11.4	20	17.5	19	18.0	22	37.2	64	58.5	12	17.1	17	14.8	8	16.5
2/14	at New Orleans	L	30	40.6	44	55.4	21	11.5	22	17												

QUARTER SCORING BREAKDOWN



WIZARDS													OPPONENTS											
DATE	OPPONENT	OVERALL REC	W/L	1ST	2ND	1ST HALF	3RD	4TH	2ND HALF	1ST OT	BIGGEST LEAD	TOTAL	1ST	2ND	1ST HALF	3RD	4TH	2ND HALF	1ST OT	BIGGEST LEAD	TOTAL	POINT DIFF.		
10/25	at Indiana	0-1	L	39	29	68	28	24	52	--	9	120	34	39	73	37	33	70	--	25	143	-23		
10/28	Memphis	1-1	W	25	37	62	30	21	51	--	25	113	22	24	46	34	26	60	--	7	106	7		
10/30	Boston	1-2	L	19	32	51	24	32	56	--	0	107	42	35	77	31	18	49	--	37	126	-19		
11/1	at Atlanta	1-3	L	30	21	51	31	39	70	--	10	121	25	34	59	40	31	71	--	26	130	-9		
11/3	at Miami	1-4	L	34	20	54	27	33	60	--	6	114	34	26	60	41	20	61	--	25	121	-7		
11/6	at Philadelphia	1-5	L	24	34	58	40	30	70	--	7	128	33	42	75	45	26	71	--	27	146	-18		
11/8	at Charlotte	2-5	W	24	41	65	38	29	67	--	26	132	29	17	46	38	32	70	--	6	116	16		
11/10	Charlotte	2-6	L	27	36	63	34	20	54	--	16	117	22	35	57	31	36	67	--	9	124	-7		
11/12	at Brooklyn	2-7	L	15	26	41	31	22	53	--	5	94	30	19	49	29	24	53	--	17	102	-8		
11/13	at Toronto	2-8	L	32	32	64	27	16	43	--	23	107	25	20	45	36	30	66	--	4	111	-4		
11/15	Dallas	2-9	L	26	25	51	32	34	66	--	2	117	41	30	71	33	26	59	--	27	130	-13		
11/17	New York	2-10	L	25	29	54	30	15	45	--	0	99	35	30	65	24	31	55	--	23	120	-21		
11/20	Milwaukee	2-11	L	27	38	65	37	27	64	--	8	129	31	39	70	34	38	72	--	18	142	-13		
11/22	at Charlotte	2-12	L	24	32	56	35	23	58	--	19	114	21	28	49	29	39	68	--	5	117	-3		
11/24	at Milwaukee	2-13	L	35	26	61	28	39	67	--	6	128	34	26	60	32	39	71	--	7	131	-3		
11/25	Atlanta	2-14	L	30	28	58	20	30	50	--	0	108	34	36	70	37	29	66	--	36	136	-28		
11/27	at Detroit	3-14	W	31	26	57	37	32	69	--	21	126	27	27	54	29	24	53	--	8	107	19		
11/29	at Orlando	3-15	L	26	30	56	33	31	64	--	7	120	31	35	66	36	37	73	--	22	139	-19		
12/1	at Orlando	3-16	L	36	25	61	28	36	64	--	9	125	31	27	58	34	38	72	--	9	130	-5		
12/6	Philadelphia	3-17	L	29	33	62	33	31	64	--	10	126	25	35	60	39	32	71	--	7	131	-5		
12/8	at Brooklyn	3-18	L	18	29	47	24	26	50	--	2	97	26	24	50	40	34	74	--	30	124	-27		
12/11	at Philadelphia	3-19	L	27	19	46	21	34	55	--	0	101	43	32	75	37	34	71	--	48	146	-45		
12/13	New Orleans	3-20	L	30	34	64	29	29	58	--	15	122	28	47	75	35	32	67	--	28	142	-20		
12/15	Indiana	4-20	W	30	39	69	39	29	68	--	24	137	37	18	55	32	36	68	--	8	123	14		
12/17	at Phoenix	4-21	L	29	29	58	31	19	50	--	16	108	21	25	46	35	31	66	--	8	112	-4		
12/18	at Sacramento	4-22	L	31	25	56	35	40	75	--	6	131	27	39	66	46	31	77	--	26	143	-12		
12/21	at Portland	5-22	W	33	34	67	26	25	51	--	18	118	24	30	54	26	37	63	--	0	117	1		
12/22	at Golden State	5-23	L	25	36	61	22	35	57	--	8	118	28	35	63	38	28	66	--	23	129	-11		
12/26	Orlando	5-24	L	33	27	60	28	31	59	--	3	119	33	30	63	35	29	64	--	17	127	-8		
12/27	Toronto	5-25	L	25	25	50	31	21	52	--	8	102	31	28	59	38	35	73	--	31	132	-30		
12/29	Brooklyn	6-25	W	25	29	54	30	26	56	--	8	110	25	28	53	33	18	51	--	9	104	6		
12/31	Atlanta	6-26	L	30	28	58	29	39	68	--	13	126	28	42	70	30	30	60	--	15	130	-4		
1/3	at Cleveland	6-27	L	31	24	55	20	26	46	--	5	101	34	33	67	34	39	73	--	44	140	-39		
1/5	at Cleveland	6-28	L	26	14	40	19	31	50	--	0	90	36	16	52	32	30	62	--	29	114	-24		
1/6	New York	6-29	L	19	24	43	32	30	62	--	0	105	34	29	63	28	30	58	--	26	121	-16		
1/8	Oklahoma City	6-30	L	30	31	61	36	31	67	--	2	128	36	31	67	35	34	69	--	13	136	-8		
1/10	at Indiana	6-31	L	21	34	55	25	24	49	--	6	104	23	31	54	35	23	58	--	17	112	-8		
1/13	at Atlanta	7-31	W	30	28	58	41	28	69	--	30	127	25	22	47	24	28	52	--	3	99	28		
1/15	Detroit	7-32	L	22	40	62	25	30	55	--	7	117	29	34	63	31	35	66	--	15	129	-12		
1/18	at New York	7-33	L	22	23	45	27	37	64	--	6	109	22	24	46	27	40	67	--	10	113	-4		
1/20	San Antonio	7-34	L	36	30	66	34	27	61	--	12	127	37	35	72	28	31	59	--	7	131	-4		
1/21	Denver	7-35	L	24	28	52	26	26	52	--	6	104	33	29	62	27	24	51	--	17	113	-9		
1/24	Minnesota	7-36	L	24	35	59	19	29	48	--	6	107	30	27	57	33	28	61	--	14	118	-11		
1/25	Utah	7-37	L	29	27	56	22	30	52	--	9	108	36	28	64	34	25	59	--	25	123	-15		
1/27	at Detroit	8-37	W	36	25	61	26	31	57	--	15	118	33	30	63	22	19	41	--	12	104	14		
1/29	at San Antonio	9-37	W	25	29	54	33	31	64	--	5	118	35	23	58	35	20	55	--	14	113	5		
1/31	LA Clippers	9-38	L	35	25	60	19	30	49	--	3	109	37	29	66	40	19	59	--	29	125	-16		
2/2	Miami	9-39	L	33	26	59	15	28	43	--	11	102	31	25	56	31	23	54	--	16	110	-8		
2/4	Phoenix	9-40	L	28	30	58	28	26	54	--	0	112	42	37	79	37	24	61	--	32	140	-28		
2/7	Cleveland	9-41	L	27	30	57	22	27	49	--	7	106	27	30	57	23	34	57	--	11	114	-8		
2/9	at Boston	9-42	L	35	36	71	16	42	58	--	8	129	31	33	64	36	33	69	--	15	133	-4		
2/10	Philadelphia	9-43	L	26	30	56	24	33	57	--	6	113	33	26	59	31	29	60	--	15	119	-6		
2/12	at Dallas	9-44	L	22	36	58	30	16	46	--	11	104	26	25	51	27	34	61	--	8	112	-8		
2/14	at New Orleans	9-45	L	26	34	60	38	28	66	--	6	126	31	37	68	31	34	65	--	20	133	-7		
2/22	at Denver	9-46	L	25	24	49	34	27	61	--	0	110	38	34	72	29	29	58	--	28	130	-20		
2/23	at Oklahoma City	9-47	L	28	29	57	24	25	49	--	3	106	41	39	80	37	30	67	--	46	147	-41		
2/25	Cleveland	9-48	L	31	23	54	26	25	51	--	10	105	27	28	55	32	27	59	--	12	114	-9		
2/27	Golden State	9-49	L	25	33	58	17	37	54	--	9	112	23	37	60	38	25	63	--	23	123	-11		
2/29	at LA Lakers	9-50	L	34	35	69	26	31	57	5	9	131	31	39	70	29	27	56	8	8	134	-3		
3/1	at LA Clippers	9-51	L	30	34	64	21	30	51	--	6													



2023-24 NOTABLE IN-SEASON TRANSACTIONS

JUNE:

June 22: Drafted Jarace Walker in the first round (8th pick) of the 2023 NBA Draft.

June 22: Drafted Tristan Vukcevic in the second round (42nd pick) of the 2023 NBA Draft.

June 23: As part of a three-team trade, traded Bradley Beal, Jordan Goodwin and Isaiah Todd to the Phoenix Suns in exchange for Chris Paul, Landry Shamet, a swap of 2024 1st round picks, a 2024 2nd round pick (PHX own), a 2025 2nd round pick (PHX own), a swap of 2026 1st round picks, a 2026 2nd round pick (PHX own), a 2027 2nd round pick (PHX own), a swap of 2028 1st round picks, a 2028 2nd round pick (PHX own), a swap of 2030 1st round picks, a 2030 2nd round pick (PHX own) and cash ... Traded the draft rights to Jarace Walker, a 2028 2nd round pick (PHX own) and a 2029 2nd round pick (WAS own) to the Indiana Pacers in exchange for the draft rights to guard/forward Bilal Coulibaly, the 7th overall pick in the 2023 NBA Draft.

June 23: As part of a three-team trade, traded Kristaps Porzingis to the Boston Celtics in exchange for Danilo Gallinari, Mike Muscala and Julian Phillips; the Boston Celtics traded Marcus Smart to the Memphis Grizzlies; the Memphis Grizzlies traded Marcus Sasser and a 2024 1st round draft pick to the Boston Celtics; and the Memphis Grizzlies traded Tyus Jones to Washington.

June 23: Traded Trayce Jackson-Davis to the Golden State Warriors for cash.

June 28: Traded Julian Phillips to the Chicago Bulls for a 2026 2nd round draft pick and a 2027 2nd round draft pick.

JULY:

July 2: Signed guard/forward Bilal Coulibaly to a multi-year contract.

July 6: Traded Chris Paul to the Golden State Warriors in exchange for Patrick Baldwin Jr., Jordan Poole, Ryan Rollins, a 2027 2nd round draft pick and a 2030 1st round draft pick.

July 6: Traded Monte Morris to the Detroit Pistons for a 2027 2nd round draft pick.

July 7: Re-signed forward Kyle Kuzma to a multi-year contract.

July 12: Signed forward Eugene Omoruyi to a two-way contract.

July 24: Waived guard Quenton Jackson.

July 28: Signed guard Jared Butler to a two-way contract.

SEPTEMBER:

September 15: Signed guard Dejan Vasiljevic to an Exhibit 10 contract.

September 15: Re-signed forward Taj Gibson.

September 21: Signed guard Chase Audige to an Exhibit 10 contract.

OCTOBER:

October 1: Waived guard Dejan Vasiljevic.

October 1: Signed guard Jules Bernard to an Exhibit 10 contract.

October 11: Waived guard Chase Audige.

October 11: Signed forward Michael Foster Jr. to an Exhibit 10 contract.

October 19: Signed Devon Dotson to an Exhibit 10 contract.

October 19: Waived guard Jules Bernard.

October 21: Signed Hamidou Diallo, Malik Fitts and Gabe Kalscheur.

October 21: Waived Devon Dotson, Hamidou Diallo, Malik Fitts, Michael Foster Jr. and Gabe Kalscheur.

October 23: Signed center John Butler Jr. to a two-way contract.

October 23: Waived forward Xavier Cooks and forward Taj Gibson.

DECEMBER:

December 7: Waived center John Butler Jr.

December 8: Signed forward Jules Bernard to a two-way contract.

JANUARY:

January 8: Waived guard Ryan Rollins.

January 9: Signed guard Hamidou Diallo to a 10-day contract.

January 14: Traded Danilo Gallinari and Mike Muscala to Detroit in exchange for Marvin Bagley III, Isaiah Livers and 2nd round draft picks in 2025 and 2026.

January 20: Signed center Trey Jemison to a 10-day contract.

FEBRUARY:

February 8: Traded Daniel Gafford to Dallas in exchange for Richaun Holmes and a 2024 1st round pick.

February 16: Requested waivers on guard Delon Wright.

February 22: Signed guard/forward Justin Champagnie to a 10-day contract.

MARCH:

March 1: Converted forward Eugene Omoruyi's two-way contract to a standard NBA contract.

March 3: Signed guard/forward Justin Champagnie to a two-way contract and guard R.J. Hampton to a 10-day contract.

March 14: Signed forward/center Tristan Vukcevic to a multi-year contract.

APRIL:

April 5: Converted guard Jared Butler's two-way contract to a standard NBA contract.

April 5: Waived forward Isaiah Livers.



NATIONAL BASKETBALL ASSOCIATION

	PPG	FGM/G	FG%	3FGM/G	3FG%	FT%	ORPG	DRPG	RPG	APG	SPG	TOV/G	BPG	PF/G
Atlanta	5	10	20	6	15	8	2	22	6	17	16	16	23	20
Boston	2	4	8	*1	2	6	15 T	*1	2	14	28	*1	2	29
Brooklyn	24	25	28	8	18	28	6	21	12	18	25	13	15	18
Charlotte	29	27	26	23	23	12	24	29	30	27 T	26	18	24	23
Chicago	23	18	18	28	20	9	8	19	15	23	12	3	18	14
Cleveland	20	19	12	7	17	22	22	11	17	8	18	17	22	26
Dallas	6	9	11	2	11	26	23	14	19	19	24	4	17	19
Denver	14	3	4	25	9	24	13	8	7	3	22	6	11	22
Detroit	26	24	22	30	27	11	15 T	15 T	16	20	30	29	21	2
Golden State	8	5	15	3	8	15	4	4	*1	4	23	23	26 T	9
Houston	16	20	27	17	24	19	7	7	3	27 T	7	9	25	3
Indiana	*1	*1	*1	12	10	14	20	28	28	*1	11	10	8	*1
LA Clippers	11	15	6	14	4	4	21	18	22	21	9	12	16	16 T
LA Lakers	7	6	2	24	7	16	30	2	18	6	19	20	10	30
Memphis	30	30	30	10 T	29	25	12	25	23	24	5	27	4	11
Miami	27	28	23	19	13	5	27	15 T	26	22	15	5	30	28
Milwaukee	4	8	7	5	12	20	25	3	9	16	27	8	13	10
Minnesota	18	22	10	15 T	3	18	26	5	14	15	6	22	6	13
New Orleans	13	13	9	20	6	21	17	9	10	13	3	11	20	16 T
New York	21	23	24	10 T	14	17	*1	20	5	29	17	15	29	25
Oklahoma City	3	2	3	9	*1	3	29	17	27	12	2	7	*1	12
Orlando	25	26	14	29	22	27	14	26	25	26	4	24	12	8
Philadelphia	15	21	21	22	19	2	9	27	21	25	*1	2	7	4
Phoenix	10	12	5	18	5	7	19	6	8	11	20	25	5	24
Portland	28	29	29	27	25	10	3	30	24	30	10	28	26 T	5
Sacramento	9	7	13	4	16	30	10 T	12	11	7	14	14	28	7
San Antonio	22	17	25	15 T	28	13	18	10	13	2	21	26	3	27
Toronto	19	14	16	26	26	29	10 T	23	20	5	8	19	19	21
Utah	12	16	19	13	21	*1	5	13	4	10	29	30	9	15
Washington	17	11	17	21	30	23	28	24	29	9	13	21	14	6

EASTERN CONFERENCE

	PPG	FGM/G	FG%	3FGM/G	3FG%	FT%	ORPG	DRPG	RPG	APG	SPG	TOV/G	BPG	PF/G
Atlanta	4	4	9	3	6	4	2	9	3	7	8	9	12	9
Boston	2	2	3	*1	*1	3	8 T	*1	*1	5	14	*1	*1	15
Brooklyn	11	12	15	5	8	14	3	8	5	8	11	7	7	8
Charlotte	15	14	14	11	12	7	12	15	15	14	12	11	13	11
Chicago	10	7	8	13	10	5	4	6	6	11	5	3	8	7
Cleveland	8	8	4	4	7	11	11	3	8	3	10	10	11	13
Detroit	13	11	11	15	14	6	8 T	4 T	7	9	15	15	10	2
Indiana	*1	*1	*1	7	2	8	10	14	13	*1	4	6	3	*1
Miami	14	15	12	8	4	2	14	4 T	12	10	7	4	15	14
Milwaukee	3	3	2	2	3	10	13	2	4	6	13	5	5	6
New York	9	10	13	6	5	9	*1	7	2	15	9	8	14	12
Orlando	12	13	5	14	11	13	7	12	11	13	2	14	4	5
Philadelphia	5	9	10	10	9	*1	5	13	10	12	*1	2	2	3
Toronto	7	6	6	12	13	15	6	10	9	2	3	12	9	10
Washington	6	5	7	9	15	12	15	11	14	4	6	13	6	4

WESTERN CONFERENCE

	PPG	FGM/G	FG%	3FGM/G	3FG%	FT%	ORPG	DRPG	RPG	APG	SPG	TOV/G	BPG	PF/G
Dallas	2	6	8	*1	9	14	12	11	11	11	14	*1	10	11
Denver	10	2	3	14	8	12	7	6	4	2	12	2	8	12
Golden State	4	3	10	2	7	7	2	2	*1	3	13	10	13 T	4
Houston	11	12	13	10	12	10	4	5	2	14	5	4	12	*1
LA Clippers	7	9	5	7	3	3	11	13	12	12	6	6	9	9 T
LA Lakers	3	4	*1	13	6	8	15	*1	10	4	9	8	7	15
Memphis	15	15	15	5	15	13	6	14	13	13	3	13	3	5
Minnesota	12	13	7	8 T	2	9	13	3	9	10	4	9	5	7
New Orleans	9	8	6	12	5	11	8	7	6	9	2	5	11	9 T
Oklahoma City	*1	*1	2	4	*1	2	14	12	15	8	*1	3	*1	6
Phoenix	6	7	4	11	4	4	10	4	5	7	10	11	4	13
Portland	14	14	14	15	13	5	*1	15	14	15	7	14	13 T	2
Sacramento	5	5	9	3	10	15	5	9	7	5	8	7	15	3
San Antonio	13	11	12	8 T	14	6	9	8	8	*1	11	12	2	14
Utah	8	10	11	6	11	*1	3	10	3	6	15	15	6	8

* = NBA leader | T = Tied for position