



# GOLDEN STATE WARRIORS GAME NOTES

WARRIORS (34-30) AT MAVERICKS (37-28)

WEDNESDAY, MARCH 13, 2024

5:30 P.M. PDT

AMERICAN AIRLINES CENTER, DALLAS, TX

GAME #65 / ROAD GAME #31

TV: NBC SPORTS BAY AREA

RADIO: 95.7 THE GAME



STREAK: W1

2023-24 SEASON SERIES: MAVERICKS LEAD, 1-0

STREAK: W3

ROAD: 17-13

ALL-TIME SERIES: MAVERICKS LEAD, 91-82

HOME: 19-15

Starters Last Game (2022-23 Lineup Record: 1-0)

2023-24 Stats

Last Game - 3/11 at SAS

NO.	NAME	POS	HT <sup>A</sup>	PTS	REB	AST	PTS	REB	AST	3P
22	Andrew Wiggins	F	6-7	12.5	4.2	1.7	16	4	2	2
00	Jonathan Kuminga	F	6-7	16.0	4.8	2.1	22	5	1	2
23	Draymond Green	C	6-6	9.0	7.0	5.9	5	6	4	0
11	Klay Thompson	G	6-6	17.2	3.4	2.2	21	2	2	4
3	Chris Paul	G	6-1	9.3	3.9	7.1	19	9	8	1

Reserves

2023-24 Stats

Last Game - 3/11 at SAS

30	Stephen Curry*	G	6-3	26.9	4.4	4.9	IL - right ankle sprain			
12	Usman Garuba (2W)	F-C	6-8	0.0	0.3	0.3	IL - Two-way			
32	Trayce Jackson-Davis	C	6-8	7.0	4.2	1.0	13	10	5	0
5	Kevon Looney	C-F	6-9	4.6	5.9	2.0	DNP-CD			
4	Moses Moody	G	6-5	8.1	3.2	0.7	2	1	0	0
0	Gary Payton II	G	6-3	5.5	2.9	1.0	0	0	2	0
25	Lester Quinones	G	6-5	4.7	2.3	1.0	DNP-CD			
2	Brandin Podziemski	G	6-4	9.7	5.8	3.9	14	8	4	3
18	Jerome Robinson (2W)	G	6-5	1.3	0.2	0.3	DNP-CD			
15	Gui Santos	F	6-7	3.5	2.6	0.6	IL - G League assignment			
20	Dario Šarić	F	6-10	8.4	4.6	2.4	DNP-CD			
61	Pat Spencer (2W)	G	6-3	0.0	0.0	0.5	IL - Two-way			

\* see injury/status report below    <sup>A</sup> without shoes    2W - Two-Way

Head Coach: Steve Kerr

Assistant Coaches: Ron Adams, Kenny Atkinson, Chris DeMarco, Bruce Fraser, Dejan Milojević, Kris Weems

Player Development Coaches: Hilton Armstrong, Klinton Carlson, Jacob Rubin, Anthony Vereen

VP, Player Health and Performance: Dr. Rick Celebrini

Director, Medical Services: Drew Yoder

## PRONUNCIATION GUIDE

Stephen (STEFF-in) Curry	Usman Garuba (oose-mon gah-ROO-bah)
Kevon Looney (keh-VON LOO-nee)	Brandin Podziemski (Brandon po-JEM-ski)
Lester Quinones (kin-YO-nez)	Gui (Ghee) Santos
Dario Šarić (DAH-ree-oh SHAH-ritch)	Asst. Coach Dejan Milojević (DAY-ahn mi-lo-yo-vihch)

## INJURY/STATUS REPORT

<https://official.nba.com/nba-injury-report-2023-24-season/>

PLAYER	STATUS	REASON	GAMES MISSED DUE TO CURRENT REASON	GAMES MISSED THIS SEASON
Stephen Curry	----	right ankle sprain	2	5

**RECENTLY:** March 9 - Assigned **Gui Santos** to Santa Cruz (had team-high 26 points (9-15 FG, 5-10 3P, 2-3 FT), eight rebounds, two assists, two steals and one block in 33 minutes in the 112-105 win over Rio Grande Valley Vipers at Chase Center on Sunday (3/10); February 27 - Signed Head Coach **Steve Kerr** to a multi-year extension; February 25 - Recalled **Gui Santos** from Santa Cruz; February 24 - Assigned forward **Gui Santos** to Santa Cruz; February 22 - Golden State converted guard **Lester Quinones'** Two-way contract to a standard contract and signed Santa Cruz guard **Pat Spencer** to a Two-way contract; February 8 - Golden State acquired a second round pick in the 2024 NBA Draft from the Indiana Pacers in exchange for guard **Cory Joseph** along with a 2025 second round draft pick (top-55 protected from Charlotte) and cash considerations.

2023-24 RECORDS	OVERALL	HOME	ROAD	OT
OVERALL	34-30	17-17	17-13	1-4
WEST	17-22	8-14	9-9	0-3
EAST	17-8	9-4	8-4	1-1
ACTIVE STREAK	Won 1 (Won 5 of 8)	Lost 2 (Lost 3 of 4)	Won 1 (Won 9 of 10)	Lost 2
LONGEST W STREAK	Won 5 (three times)	Won 8 (11/20-12/23)	Won 8 (2/5-3/1)	Won 1
LONGEST L STREAK	Lost 6 (11/8-11/18)	Lost 5 (11/11-11/18)	Lost 7 (11/8-12/14)	Lost 2

FOLLOW @WARRIORSPR (<https://twitter.com/WarriorsPR>) ON TWITTER FOR IN-GAME STATS UPDATES

GOLDEN STATE WARRIORS 2023-24 GAME NOTES

2023-24 SEASON

PRESENTED BY  
KAISER PERMANENTE

PDF Final Books - click [here](#)  
click TV for YouTube video of full game highlights

## 2023-24 REGULAR SEASON SCHEDULE

DATE	OPP	TIME/RESULT	+/	TV	
10/24	vs. PHX	L, 104-108	-4	TNT	
10/27	at SAC	W, 122-114	+8	NBCSBA, ESPN	
10/29	at HOU	W, 106-95	+11	NBCSBA	
10/30	at NOP	W, 130-102	+28	NBCSBA, NBA TV	
11/1	vs. SAC	W, 102-101	+1	NBCSBA	
11/3+	at OKC	W, 141-139	+2	NBCSBA	
11/5	at CLE	L, 104-115	-11	NBCSBA	
11/6	at DET	W, 120-109	+11	NBCSBA	
11/8	at DEN	L, 105-108	-3	NBCSBA, ESPN	
11/11	vs. CLE	L, 110-118	-8	NBCSBA, NBA TV	
11/12	vs. MIN	L, 110-116	-6	NBCSBA	
11/14+	vs. MIN	L, 101-104	-3	NBCSBA	
11/16	vs. OKC	L, 109-128	-19	NBCSBA, NBA TV	
11/18	vs. OKC	L, 123-130 <sup>OT</sup>	-7	NBCSBA	
11/20	vs. HOU	W, 121-116	+5	NBCSBA	
11/22	at PHX	L, 115-123	-8	NBCSBA, ESPN	
11/24+	vs. SAN	W, 118-112	+6	NBCSBA, ESPN	
11/28+	at SAC	L, 123-124	-1	TNT	
11/30	vs. LAC	W, 120-114	+6	NBCSBA, NBA TV	
12/2	at LAC	L, 112-113	-1	NBCSBA	
12/6	vs. POR	W, 110-106	+4	NBCSBA	
12/8	at OKC	L, 136-138 <sup>OT</sup>	-2	NBCSBA	
12/12	at PHX	L, 116-119	-3	TNT	
12/14	at LAC	L, 113-121	-8	NBCSBA, NBA TV	
12/16	vs. BKN	W, 124-120	+4	NBCSBA	
12/17	at POR	W, 118-114	+4	NBCSBA	
12/19	vs. BOS	W, 132-126 <sup>OT</sup>	+6	TNT	
12/22	vs. WAS	W, 129-118	+11	NBCSBA, ESPN	
12/23	vs. POR	W, 126-106	+20	NBCSBA	
12/25	at DEN	L, 114-120	-6	ABC, ESPN	
12/28	vs. MIA	L, 102-114	-12	NBCSBA, NBA TV	
12/30	vs. DAL	L, 122-132	-10	NBCSBA	
1/2	vs. ORL	W, 121-115	+6	NBCSBA, NBA TV	
1/4	vs. DEN	L, 127-130	-3	TNT	
1/5	vs. DET	W, 113-109	+4	NBCSBA	
1/7	vs. TOR	L, 118-133	-15	NBCSBA	
1/10	vs. NOP	L, 105-141	-36	NBCSBA, ABC	
1/12	at CHI	W, 140-131	+9	NBCSBA	
1/13	at MIL	L, 118-129	-11	NBCSBA, NBA TV	
1/15	at MEM	L, 107-116	-9	NBCSBA, TNT	
1/24	vs. ATL	W, 134-112	+22	NBCSBA	
1/25	vs. SAC	L, 133-134	-1	NBCSBA, TNT	
1/27	vs. LAL	L, 144-145 <sup>OT</sup>	-1	ABC	
1/30	vs. PHI	W, 119-107	+12	NBCSBA, TNT	
2/2	at MEM	W, 121-101	+20	NBCSBA, NBA TV	
2/3	at ATL	L, 134-141 <sup>OT</sup>	-7	NBCSBA	
2/5	at BKN	W, 109-98	+11	NBCSBA, NBA TV	
2/7	at PHI	W, 127-104	+23	NBCSBA, ESPN	
2/8	at IND	W, 131-109	+22	NBCSBA	
2/10	vs. PHX	W, 113-112	+1	ABC	
2/12	at UTA	W, 129-107	+22	NBCSBA	
2/14	vs. LAC	L, 125-130	-5	NBCSBA, ESPN	
2/15#	at UTA	W, 140-137	+3	NBCSBA	
2/18	NBA All-Star Game (Indianapolis, IN)				
2/22	vs. LAL	W, 128-110	+18	TNT	
2/23	vs. CHA	W, 97-84	+13	NBCSBA	
2/25	vs. DEN	L, 103-119	-16	NBCSBA, ESPN	
2/27	at WAS	W, 123-112	+11	NBCSBA	
2/29	at NYK	W, 110-99	+11	NBCSBA, TNT	
3/1	at TOR	W, 120-105	+15	NBCSBA	
3/3	at BOS	L, 88-140	-52	ABC	
3/6	vs. MIL	W, 125-90	+35	NBCSBA, ESPN	
3/7	vs. CHI	L, 122-125	-3	NBCSBA	
3/9	vs. SAN	L, 113-126	-13	NBCSBA	
3/11	at SAN	W, 112-102	+10	NBCSBA, NBA TV	
3/13	at DAL	5:30 p.m.		NBCSBA	
3/16	at LAL	5:30 p.m.		ABC, ESPN	
3/18	vs. NYK	7:00 p.m.		NBCSBA, ESPN	
3/20	vs. MEM	7:00 p.m.		NBCSBA, ESPN	
3/22	vs. IND	7:00 p.m.		NBCSBA	
3/24	at MIN	4:00 p.m.		NBCSBA	
3/26	at MIA	4:30 p.m.		NBCSBA	
3/27	at ORL	4:00 p.m.		NBCSBA	
3/29	at CHA	4:00 p.m.		NBCSBA	
3/31	at SAN	4:00 p.m.		NBCSBA, NBA TV	
4/2#	vs. DAL	7:00 p.m.		NBCSBA, TNT	
4/4	at HOU	5:00 p.m.		NBCSBA	
4/5#	at DAL	5:30 p.m.		NBCSBA	
4/7	vs. UTA	5:30 p.m.		NBCSBA	
4/9	at LAL	7:00 p.m.		TNT	
4/11	at POR	7:00 p.m.		NBCSBA	
4/12	vs. NOP	7:00 p.m.		NBCSBA	
4/14	vs. UTA	12:30 p.m.		NBCSBA	

+ = 2023-24 In-Season Tournament Group Games  
# changed on schedule    ALL TIMES PACIFIC  
All games broadcast on 95.7 THE GAME    # = ESPN Radio



# DEJAN MILOJEVIĆ

April 15, 1977 – January 17, 2024

Golden State Warriors assistant coach Dejan Milojević (DAY-ahn mi-lo-yo-vihch) was hospitalized Tuesday night, January 16, in Salt Lake City, Utah, after suffering a heart attack at a private team dinner. Despite life-saving efforts, Milojević, 46, passed away late Wednesday morning.


“We are absolutely devastated by Dejan’s sudden passing,” said Warriors Head Coach Steve Kerr. “This is a shocking and tragic blow for everyone associated with the Warriors and an incredibly difficult time for his family, friends, and all of us who had the incredible pleasure to work with him. In addition to being a terrific basketball coach, Dejan was one of the most positive and beautiful human beings I have ever known, someone who brought joy and light to every single day with his passion and energy. We grieve with and for his wife, Natasa, and their children, Nikola and Masa. Their loss is unfathomable.”

Milojević was in his third season as an assistant coach with the Warriors and was a member of the team’s coaching staff during Golden State’s run to the 2022 NBA Championship. Before joining the Warriors, Milojević spent the 2021 season as head coach of KK Budućnost in the Adriatic League in Montenegro.

Prior to KK Budućnost, Milojević served as the head coach for KK Mega Basket in Belgrade, Serbia, for eight seasons (2012-20). In December 2019, he was named an assistant coach for the Serbian national team under Igor Kokoškov. Milojević was a member of the Atlanta Hawks Summer League staff in 2016, the San Antonio Spurs in 2017 and the Houston Rockets in 2018.


A native of Belgrade, Milojević enjoyed a 14-year international playing career and was named the Adriatic League Most Valuable Player three times (2004-06).

YOUTUBE VIDEO LINK (or click the image below to watch): [https://youtu.be/\\_B-CenHLE4?si=dafVzi1jrjFvPNjY](https://youtu.be/_B-CenHLE4?si=dafVzi1jrjFvPNjY).




The Warriors will wear a ‘DM’ patch on their uniforms for the remainder of the season in honor of assistant coach Dejan Milojević.

Additionally, the ‘DM’ logo will appear on the Chase Center court apron for all remaining home games this season



Belgrade crowd honours the memory of Dejan Milojević (Partizan Mozart Bet – Mega MIS, 22.1.2024)



Subscribe

1.9K



Share



Download



## WARRIORS 2023-24 ROSTER (17 PLAYERS)

NO	PLAYER	POS	HT^	WT	BORN	PRIOR TO NBA/FROM	YEARS
30	Stephen Curry	G	6-3	200	3/14/88	Davidson/USA	14
12	Usman Garuba (2W)	F-C	6-8	253	3/9/02	Real Madrid (Spain)/Spain	2
23	Draymond Green	F-C	6-6	235	3/4/90	Michigan State/USA	11
32	Trayce Jackson-Davis	C-F	6-8	245	2/22/00	Indiana/USA	R
00	Jonathan Kuminga	F	6-7	225	10/6/02	G League Ignite/Dem. Rep. of Congo	2
5	Kevon Looney	C-F	6-9	257	2/6/96	UCLA/USA	8
4	Moses Moody	G	6-5	215	5/31/02	Arkansas/USA	2
3	Chris Paul	G	6-1	175	5/6/85	Wake Forest/USA	18
0	Gary Payton II	G	6-3	195	12/1/92	Oregon State/USA	7
2	Brandin Podziemski	G	6-4	203	2/25/03	Santa Clara/USA	R
25	Lester Quiñones	G	6-5	205	11/16/00	Memphis/USA	1
18	Jerome Robinson (2W)	G	6-5	200	2/22/97	Boston College/USA	3
20	Dario Šarić	C-F	6-10	225	4/8/94	Anadolu/Croatia	6
15	Gui Santos	F	6-7	218	6/22/02	Minas (Brazil)/Brazil	R
61	Pat Spencer (2W)	G	6-3	205	7/4/96	Northwestern/USA	R
11	Klay Thompson	G	6-6	220	2/8/90	Washington State/USA	12*
22	Andrew Wiggins	F	6-7	209	2/23/95	Kansas/Canada	9

\* = includes 2019-20 and 2020-21 seasons in which he did not play due to injury

2W = Two-Way    10D = 10-day contract    ^ = Height w/o shoes

**Head Coach:** Steve Kerr

**Assistant Coaches:** Ron Adams, Kenny Atkinson, Chris DeMarco, Bruce Fraser, Dejan Milojević, Kris Weems

**Player Development Coaches:** Hilton Armstrong, Clinton Carlson, Jacob Rubin, Anthony Vereen

**VP, Player Health & Performance:** Dr. Rick Celebrini

**Director, Medical Services:** Drew Yoder

### NUMERICAL ROSTER

NO	PLAYER
00	Jonathan Kuminga
0	Gary Payton II
2	Brandin Podziemski
3	Chris Paul
4	Moses Moody
5	Kevon Looney
11	Klay Thompson
12	Usman Garuba (2W)
15	Gui Santos
18	Jerome Robinson (2W)
20	Dario Šarić
22	Andrew Wiggins
23	Draymond Green
25	Lester Quiñones
30	Stephen Curry
32	Trayce Jackson-Davis
61	Pat Spencer (2W)

### PRONUNCIATION GUIDE

Stephen (STEFF-in) Curry  
 Usman Garuba (oose-mon gah-ROO-bah)  
 Kevon Looney (keh-VON LOO-nee)  
 Brandin Podziemski (Brandon po-JEM-ski)  
 Lester Quiñones (kin-YO-nez)  
 Gui (Ghee) Santos  
 Dario Šarić (DAH-ree-oh SHAH-ritch)  
 Assistant Coach Dejan Milojević (DAY-ahn mi-lo-yo-vihch)

**2023-24 TRANSACTIONS:** 3/9/24 - Assigned Gui Santos to Santa Cruz; 2/27/24 - Signed Head Coach Steve Kerr to a multi-year extension; 2/25/24 - Recalled Gui Santos from Santa Cruz; 2/24/24 - Assigned forward Gui Santos to Santa Cruz; 2/22/24 - Golden State converted guard Lester Quiñones' Two-way contract to a standard contract and signed Santa Cruz guard Pat Spencer to a Two-way contract; 2/8/24 - Golden State acquired a second round pick in the 2024 NBA Draft from the Indiana Pacers in exchange for guard Cory Joseph along with a 2025 second round draft pick (top-55 protected from Charlotte) and cash considerations; 1/20/24 - Recalled Gui Santos from Santa Cruz; 1/12/24 - Assigned Gui Santos to Santa Cruz; 1/7/24 - Recalled Gui Santos from Santa Cruz; 1/1/24 - Assigned Gui Santos to Santa Cruz; 12/30/23 - Recalled Gui Santos from Santa Cruz; 12/27/23 - Assigned Gui Santos to Santa Cruz; 12/22/23 - Recalled Gui Santos from Santa Cruz; 12/6/23 - Recalled Trayce Jackson-Davis from Santa Cruz; 12/4/23 - Assigned Trayce Jackson-Davis to Santa Cruz; 12/1/23 - Assigned Gui Santos to Santa Cruz; 11/22/23 - Recalled Gui Santos from Santa Cruz; 11/21/23 - Assigned Gui Santos to Santa Cruz; 11/18/23 - Recalled Trayce Jackson-Davis and Gui Santos; 11/17/23 - Assigned Trayce Jackson-Davis and Gui Santos to Santa Cruz; 11/14/23 - Recalled Gui Santos from Santa Cruz; 11/11/23 - Recalled Trayce Jackson-Davis and Brandin Podziemski from Santa Cruz; 11/9/23 - Assigned Trayce Jackson-Davis and Brandin Podziemski to Santa Cruz; 11/7/23 - Signed forward Gui Santos to a contract and assigned him to Santa Cruz; 11/4/23 - Recalled Trayce Jackson-Davis and Brandin Podziemski from Santa Cruz; 11/3/23 - Assigned Trayce Jackson-Davis and Brandin Podziemski to Santa Cruz.

PLAYER	TOTALS	WARRIORS RECORD WHEN PLAYER(S) IS/ARE OUT OF THE LINEUP											
		2023-24	2022-23	2021-22	2020-21	2019-20	2018-19	2017-18	2016-17	2015-16	2014-15	2013-14	2012-13
Curry*	82-146	1-4	14-12	8-10	2-7	14-46	5-8	17-14	2-1	2-1	0-2	1-3	2-2
Green	71-70	11-13	3-6	19-17	3-5	5-17	9-7	10-2	5-1	0-1	3-0	0-0	2-1
Thompson	110-118	3-0	6-7	36-14	39-33	15-50	2-2	3-6	1-3	2-0	3-2	0-1	0-0
Curry & Green	22-38	0-2	3-4	3-5	0-3	5-16	5-5	6-2	0-1	---	---	---	---
Curry & Thompson	24-69	---	2-4	5-4	1-7	14-46	2-6	---	0-1	0-1	---	---	---
Curry, Green, Thompson	11-28	---	1-2	3-4	1-3	5-16	---	1-2	0-1	---	---	---	---
Green & Thompson	18-36	---	1-3	7-8	3-5	5-17	---	2-2	0-1	---	---	---	---

\* w/o Curry in 2011-12 was 10-30; 2010-11 was 3-5; 2009-10 was 1-1



## GOLDEN STATE WARRIORS 2023-24 REGULAR SEASON STATS (34-30)

PLAYER	G	GS	MIN	FG	FGA	FG%	3FG	3FGA	3P%	FT	FTA	FT%	OFF	DEF	REB	AST	PF	DQ	STL	TO	BLK	PTS	AVG
Curry	59	59	1936	523	1164	.449	290	713	.407	254	276	.920	30	227	257	291	100	0	46	176	21	1590	26.9
Thompson	61	52	1809	371	879	.422	203	532	.382	104	114	.912	28	179	207	133	108	1	36	91	28	1049	17.2
Kuminga	63	37	1632	384	724	.530	44	143	.308	193	261	.739	82	221	303	130	139	2	44	101	31	1005	16.1
Wiggins	55	43	1473	264	578	.457	63	178	.354	97	134	.724	82	149	231	95	119	1	32	65	27	688	12.5
Podziemski	56	22	1510	214	474	.451	71	188	.378	44	71	.620	87	238	325	220	97	0	47	71	12	543	9.7
Paul	40	13	1081	137	316	.434	57	152	.375	40	48	.833	14	141	155	285	70	0	53	47	3	371	9.3
D. Green	40	37	1061	137	277	.495	41	97	.423	46	61	.754	52	228	280	236	124	3	32	100	37	361	9.0
Saric	60	9	1067	177	380	.466	73	194	.376	76	89	.854	71	205	276	141	111	0	30	73	9	503	8.4
Moody	50	8	887	149	327	.456	50	153	.327	56	71	.789	54	104	158	37	61	0	34	35	22	404	8.1
Jackson-Davis	51	4	700	152	213	.714	0	0	---	53	94	.564	85	130	215	51	84	0	16	33	46	357	7.0
Payton	29	0	450	68	127	.535	14	40	.350	9	14	.643	34	49	83	29	46	0	29	17	10	159	5.5
Quinones	29	0	354	47	119	.395	26	73	.356	17	25	.680	20	47	67	29	40	0	6	16	2	137	4.7
Looney	61	36	1033	116	195	.595	0	1	.000	46	68	.676	125	236	361	123	132	0	24	44	22	278	4.6
Santos	17	0	147	19	39	.487	7	18	.389	14	15	.933	15	29	44	11	17	0	3	7	2	59	3.5
Joseph	26	0	296	23	64	.359	13	42	.310	4	7	.571	6	24	30	42	25	0	4	12	3	63	2.4
Robinson	16	0	62	6	22	.273	2	13	.154	6	10	.600	1	2	3	5	3	0	0	1	3	20	1.3
Garuba	3	0	8	0	1	.000	0	0	---	0	0	---	1	0	1	1	2	0	1	0	0	0	0.0
Spencer	2	0	3	0	0	---	0	0	---	0	0	---	0	0	0	1	0	0	0	0	0	0	0.0
WARRIORS	64	-15520	2787	5899		.472	954	2537	.376	1059	1358	.780	787	2209	2996	1860	1278	7	437	924	278	7587	118.5
OPPONENTS	64	-15520	2780	5807		.468	847	2363	.358	1189	1499	.793	694	2081	2775	1762	1211	9	507	832	318	7476	116.6

PLAYER	-- SINGLE-GAME HIGHS --						AVERAGE PER GAME						-CAREER HIGHS		(C=SET, T=TIED THIS SEASON)-						
	MIN	REB	AST	STL	TO	PTS	MIN	REB	AST	STL	TO	BLK	PTS	FG	FGA	FT	FTA	REB	AST	PTS	
Curry	43	11	11	4	7	3	60	32.8	4.4	4.9	0.78	3.0	0.36	26.9	22C	38C	18	19	14	16	62
Thompson	47	9	6	3	4	3	35	29.7	3.4	2.2	0.59	1.5	0.46	17.2	21	39	13	15	11	8	60
Kuminga	43	12	6	3	6	3	31	25.9	4.8	2.1	0.70	1.6	0.49	16.0	12C	21C	10T	13C	12C	6T	31C
Wiggins	41	10	8	4	6	2	31	26.8	4.2	1.7	0.58	1.2	0.49	12.5	17	33	17	22	11	11	47
Podziemski	39	11	14	5	5	2	25	27.0	5.8	3.9	0.84	1.3	0.21	9.7	10C	18C	3C	6C	11C	14C	25C
Paul	38	9	13	4	4	1	24	27.0	3.9	7.1	1.33	1.2	0.08	9.3	18	33	19	20	13	21	43
D. Green	46	14	13	4	6	3	23	26.5	7.0	5.9	0.80	2.5	0.93	9.0	11	21	11	14	20	19	31
Saric	34	12	7	2	4	2	21	17.8	4.6	2.4	0.50	1.2	0.15	8.4	12	20	9	10	17	9	32
Moody	32	9	4	3	2	2	21	17.7	3.2	0.7	0.68	0.7	0.44	8.1	10	23	9C	10C	9C	4T	30
Jackson-Davis	29	15	5	2	3	4	19	13.7	4.2	1.0	0.61	0.6	0.90	7.0	9C	11C	5C	7C	15C	5C	19C
Payton	24	6	3	3	3	1	15	15.5	2.9	1.0	1.00	0.6	0.34	5.5	11	19	3	6	12	5	25
Quinones	33	7	5	2	2	1	17	12.2	2.3	1.0	0.21	0.6	0.07	4.7	7C	16C	3T	4T	7C	5C	17C
Looney	35	16	7	3	3	2	13	16.9	5.9	2.0	0.39	0.7	0.36	4.6	8	12	6	8	20	9	18
Santos	21	9	3	1	3	2	13	8.7	2.6	0.6	0.18	0.4	0.12	3.5	5C	8C	3C	3C	9C	3C	13C
Joseph	22	5	4	2	2	1	8	11.4	1.2	1.6	0.15	0.5	0.12	2.4	15	22	8	10	11	14	33
Robinson	17	2	2	0	1	1	10	3.9	0.2	0.3	0.00	0.1	0.19	1.3	8	18	7	9	9	7	21
Garuba	4	1	1	1	0	0	0	2.6	0.3	0.3	0.33	0.0	0.00	0.0	5	7	7	8	14	3	12
Spencer	2	0	1	0	0	0	0	1.7	0.0	0.5	0.00	0.0	0.00	0.0	0	0	0	0	0	1C	0
WARRIORS	293	64	42	14	29	13	144	242.5	46.8	29.1	6.83	14.4	4.34	118.5	65	153	55	74	104	47	169
OPPONENTS	293	60	38	17	21	12	145	242.5	43.4	26.6	7.92	13.0	4.97	116.8	69	150	50	64	102	52	163

WARRIORS 2023-24 BREAKDOWN											SEASON HIGHS						GAME LEADERS		
	10+ PTS	20+ PTS	30+ PTS	40+ PTS	50+ PTS	10+ REB	20+ REB	10+ AST	DBL DBL	TRPL DBL	PTS	REB	AST	3P	STL	BLK	(INCLUDING TIES)		
Player																	PTS	REB	AST
Curry	55	46	24	6	1*	2		3	5		60	11	11	10	4	3	42	7	20
Green	13	2				10		4	5	1	21	14	13	4	3	2		11	15
Jackson-Davis	18					5			5		19c	15c	3c		2c	4c		9	
Kuminga	55	19	1			4			4		31c	12c	6t	4	3c	3t	5	6	2
Looney	4					10			1		13	16	7		3	2		14	2
Moody	21	3									21	9	4	4	3c	2	1	1	
Paul	18	1						10	4		24	9	13	6	4	1			22
Payton II	6										15	6	2	3	3	1		1	
Podziemski	32	4				5		1	6		25c	11c	8c	5c	3c	2c	1	12	10
Saric	28	3				3			2		21	12	7	4	2	2		7	3
Thompson	51	24	3								35	9	6	8	2	3	12		1
Wiggins	38	8	1			2			2		31	10	8	3	4	2	4	5	1
Garuba													1						
Quinones	4										17c	6c	5c	4c		1	1		
Robinson	1										10	2	1	1		1			
Santos	1										13c	9c	3c	2c	1c	2c		2	
* includes 60-point game (2/3 at ATL)    ** includes triple-double											c = career-high    t = tied career high								

Player Career Breakdown											Career Highs						Curry Career 3-Point Games
Player	20+ PTS	30+ PTS	40+ PTS	50+ PTS	60+ PTS	10+ REB	20+ REB	10+ AST	DBL DBL	TRPL DBL	PTS	REB	AST	3P	STL	BLK	2023-24 in parenthesis
Curry	657	286	68	13	2	36		136	155	10	62	14	16	13	7	3	5 OR MORE: 353 times (32)
D. Green	40	1				179	1	112	146	31	31	20	19	7	10	6	2nd: 170, Harden
Jackson-Davis						5			5		19	15	3		2	4	6 OR MORE: 218 (25)
Kuminga	28	1				6		---	6	---	31	12	6	4	3	3	2nd: 95, Harden
Looney	---					79	1	---	21	---	18	20	9	1	5	6	7 OR MORE: 132 (15)
Moody	6	1				---		---	---	---	30	9	4	6	3	3	2nd: 42, Harden
Paul	472	77	8			32		588*	526	18	43	13	21	7	9	3	8 OR MORE: 83 (9)
Payton II	2					3			3		25	12	5	4	6	2	2nd: 25, Lillard
Podziemski	4					5		1	6		25	11	7	5	5	2	9 OR MORE: 44 (5)
Saric	46	1				47			39		32	17	9	5	5	3	2nd: 13, Lillard
Thompson	366	77	18	4	1	6		---	6	---	60	11	8	14	5	5	10 OR MORE: 25 (2)
Wiggins	297	47	9			22		2	21	1	47	11	11	8	6	5	2nd: 9, Klay Thompson
Quinones											17	6	5	4	1	1	11 OR MORE: 13 (1)
Santos											13	9	3	2	1	2	2nd: 4, Lillard
* includes 4 20-assist games																	12 OR MORE: 2 (--)
																	2nd: tied with Klay Thompson

## CURRENT OPPONENT



### 2023-24 MEETINGS (ALL TIMES PACIFIC)

DAY	DATE	OPPONENT	ARENA	TIME (NAT'L TV)	RESULT
Sat	12/30/23	vs. Dallas	Chase Center	5:30 PM	L, 122-132
Wed	3/13/24	at Dallas	American Airlines Center	5:30 PM	
Tue	4/2/24	vs. Dallas	American Airlines Center	4:30 PM (TNT)	
Fri	4/5/24	at Dallas	American Airlines Center	5:30 PM	

### LAST 10 GAMES VS. MAVERICKS

DATE	H/A	W/L	SCORE	+/-
12/30/23	H	L	122-132	-10
3/22/23	A	W	127-125	+2
2/4/23	H	W	119-113	+6
11/29/22	A	L	113-116	-3
3/3/22	A	L	113-122	-9
2/27/22	H	L	101-107	-6
1/25/22	H	W	130-92	+38
1/5/22	A	L	82-99	-17
4/27/21	H	L	103-133	-30
2/6/21	A	L	132-134	-2

### CURRENT STREAKS VS. MAVERICKS

<b>Overall</b>	<b>Lost 1 (Lost 7 of 10)</b>
Last Win	March 22, 2023 (127-125)
Last Loss	December 30, 2023 (122-132)
<b>Home</b>	<b>Lost 1 (Lost 2 of 3)</b>
Last Home Win	February 4, 2023 (119-113)
Last Home Loss	December 30, 2023 (122-132)
<b>Road</b>	<b>Won 1 (Had lost 4; Lost 6 of 8)</b>
Last Road Win	March 22, 2023 (127-125)
Last Road Loss	November 29, 2022 (113-116)

SEASON	HOME	AWAY	NEUTRAL	TOTAL
2022-23	1-0	1-1	—	2-1
2023-24	0-1	—	—	0-1
<b>Total</b>	<b>48-39</b>	<b>34-52</b>	<b>—</b>	<b>82-91</b>

### WARRIORS VS. MAVERICKS SERIES FACTS

Largest winning margin	41 at Dallas, April 2, 1993 (134-93)
Largest losing margin	48 at Dallas, November 20, 2019 (94-142)
Most points scored	147 at Dallas, February 4, 2021 (147-116)
Most points allowed	149 vs. Dallas, January 15, 1985 (104-149)
Fewest points scored	73 at Dallas, March 20, 2011 (73-101)*
Fewest points allowed	79 vs. Dallas, February 19, 1999 (84-79)*
Most points scored, Warriors (individual)	57, Stephen Curry, at Dallas, February 6, 2021 (132-134)
Most points scored, Mavericks (individual)	51, Dirk Nowitzki, at Dallas, March 23, 2006 (122-121)

\* Multiple occasions; most recent listed

### WARRIORS-MAVERICKS CONNECTIONS

Mavericks guard **Tim Hardaway Jr.**'s father, **Tim Hardaway**, played for the Warriors for seven seasons (1989-90 - 1995-96)... Mavericks Head Coach **Jason Kidd** was born in San Francisco and played for the University of California, Berkeley where his No. 5 jersey is retired... Warriors General Manager **Mike Dunleavy** and **Kyrie Irving** were teammates with the Cleveland Cavaliers during the 2016-17 season.

## NEXT OPPONENT



### 2023-24 MEETINGS (ALL TIMES PACIFIC)

DAY	DATE	OPPONENT	ARENA	TIME (NAT'L TV)	RESULT
Sat	1/27/24	vs. L.A. Lakers	Chase Center	5:30 p.m. (ABC)	L, 144-145 2OT
Thu	2/22/24	vs. L.A. Lakers	Chase Center	7:00 p.m. (TNT)	W, 128-110
Sat	3/16/24	at L.A. Lakers	Crypto.com Arena	5:30 p.m. (ABC)	
Tue	4/9/24	at L.A. Lakers	Crypto.com Arena	7:00 p.m. (TNT)	

### LAST 10 GAMES VS. LAKERS

DATE	H/A	W/L	SCORE	+/-
2/22/24	H	W	128-110	+18
1/27/24	H	L	144-145*	-1
3/5/23	A	L	105-113	-8
2/23/23	A	L	111-124	-13
2/11/23	H	L	103-109	-6
10/18/22	H	W	123-109	+14
4/7/22	H	W	128-112	+16
3/5/22	A	L	116-124	-8
2/12/22	H	W	117-115	+2
10/19/21	A	W	121-114	+7

\* = 2OT

### CURRENT STREAKS VS. LAKERS

<b>Overall</b>	<b>Won 1 (Had lost 4; Lost 5 of 8)</b>
Last Win	February 22, 2024 (128-110)
Last Loss	January 27, 2024 (144-145 2OT)
<b>Home</b>	<b>Won 1 (Won 4 of 6)</b>
Last Home Win	February 22, 2024 (128-110)
Last Home Loss	January 27, 2024 (144-145 2OT)
<b>Road</b>	<b>Lost 3 (Lost 4 of 5)</b>
Last Road Win	October 19, 2021 (121-114)
Last Road Loss	March 5, 2023 (105-113)

SEASON	HOME	AWAY	NEUTRAL	TOTAL
2022-23	1-1	0-2	---	1-3
2023-24	1-1	---	---	1-1
<b>West</b>	<b>78-84</b>	<b>44-117</b>	<b>1-2</b>	<b>123-203</b>
<b>Total</b>	<b>108-95</b>	<b>51-152</b>	<b>15-15</b>	<b>174-262</b>

### WARRIORS VS. LAKERS SERIES FACTS (WEST COAST ERA)

Largest winning margin	43 vs. Los Angeles, November 23, 2016 (149-106)
Largest losing margin	63 at Los Angeles, March 19, 1972 (162-99)
Most points scored	149 vs. Los Angeles, November 23, 2016 (149-106)
Most points allowed	162 at Los Angeles, March 19, 1972 (162-99)
Fewest points scored	72 at Los Angeles, November 2, 2003 (72-87)
Fewest points allowed	76 at Los Angeles, April 3, 1999 (81-76)*
Most points scored, Warriors (individual)	72, Wilt Chamberlain, at Los Angeles, November 3, 1962 (115-127)
Most points scored, Lakers (individual)	56, LeBron James, at Los Angeles, March 5, 2022 (116-124)

\* Multiple occasions; most recent listed

# LAST GAME

WARRIORS 112, SPURS 102

FROST BANK CENTER, SAN ANTONIO, TX

March 11, 2024 -- Jonathan Kuminga scored a team-high 22 points and Klay Thompson added 21 points to help the Warriors earn their ninth road win in the last 10 and their first without Stephen Curry (right ankle sprain) this season with a 112-102 win over the Spurs at Frost Bank Center.

The Spurs led by as many as 11 points (36-25 in the first quarter) and held a 60-58 halftime lead. San Antonio opened the third quarter on an 8-0 run for a 10-point advantage, 68-58, with 10:09 left in the quarter. The Warriors went on a 28-4 run to take a 14-point lead, 86-72, with 3:23 left in the third quarter. Golden State maintained an eight-point advantage the rest of the way. The Warriors capitalized on 15 Spurs turnovers, turning them into 28 points.

Chris Paul recorded 19 points, a season-high nine rebounds, a game-high eight assists, and one steal. Andrew Wiggins had 16 points, Brandin Podziemski tallied 14 points, eight rebounds, four assists, one steal and one block off the bench. Trayce Jackson-Davis recorded his fifth double-double with 13 points and a team-high 10 rebounds. Jackson-Davis also dished out a career-high five assists. This was his fourth double-double off the bench, the most by a rookie this season and most for a Warriors rookie off the bench since Dave Hoppen had four in 1987-88. For the Spurs, Victor Wembanyama recorded game highs with 27 points and 14 rebounds. Devin Vassell scored 17 points, Keldon Johnson had 16 points off the bench and Zach Collins recorded a double-double with 10 points and 10 rebounds off the bench.

## NATIONAL BASKETBALL ASSOCIATION

## OFFICIAL SCORER'S REPORT FINAL BOX

Monday, March 11, 2024 Frost Bank Center, San Antonio, TX  
Officials: #14 Ed Malloy, #38 Michael Smith, #96 Intae Hwang

Game Duration: 2:05  
Attendance: 18354 (Sellout)

### VISITOR: Golden State Warriors (34-30)

	POS	MIN	FG	FGA	3P	3PA	FT	FTA	OR	DR	TOT	A	PF	ST	TO	BS	+/-	PTS
00 Jonathan Kuminga	F	31:08	9	18	2	3	2	2	0	5	5	1	4	1	2	1	4	22
22 Andrew Wiggins	F	30:04	6	8	2	3	2	4	1	3	4	2	1	0	1	0	9	16
23 Draymond Green	C	27:47	2	7	0	2	1	2	2	4	6	4	6	2	5	0	-6	5
11 Klay Thompson	G	30:13	8	21	4	10	1	2	1	1	2	2	0	1	1	0	-7	21
3 Chris Paul	G	33:03	9	19	1	4	0	0	2	7	9	8	4	1	1	0	7	19
0 Gary Payton II		14:46	0	0	0	0	0	0	0	0	0	2	1	0	0	0	1	0
2 Brandin Podziemski		34:32	5	10	3	5	1	1	1	7	8	4	2	1	2	1	17	14
4 Moses Moody		11:59	1	3	0	0	0	0	0	1	1	0	1	1	0	2	5	2
32 Trayce Jackson-Davis		26:28	6	7	0	0	1	1	3	7	10	5	0	0	1	0	20	13
5 Kevon Looney																		
25 Lester Quinones																		
18 Jerome Robinson																		
20 Dario Saric																		
		240:00	46	93	12	27	8	12	10	35	45	28	19	7	13	4	10	112
			49.5%		44.4%		66.7%			TM REB: 8								

### HOME: SAN ANTONIO SPURS (14-51)

	POS	MIN	FG	FGA	3P	3PA	FT	FTA	OR	DR	TOT	A	PF	ST	TO	BS	+/-	PTS
30 Julian Champagnie	F	27:37	3	5	3	5	0	0	0	2	2	2	0	1	1	0	2	9
10 Jeremy Sochan	F	28:12	4	10	1	2	0	0	1	6	7	7	2	1	1	2	-3	9
1 Victor Wembanyama	C	31:26	10	25	3	9	4	9	2	12	14	3	1	1	3	2	-1	27
24 Devin Vassell	G	36:30	5	14	5	8	2	2	0	1	1	1	2	1	2	0	-2	17
33 Tre Jones	G	31:47	3	5	0	1	0	0	1	4	5	7	3	1	1	0	5	6
23 Zach Collins		16:34	5	8	0	1	0	0	4	6	10	3	3	1	5	3	-9	10
3 Keldon Johnson		30:21	5	12	2	6	4	4	2	4	6	1	0	0	0	1	-10	16
14 Blake Wesley		12:44	2	3	0	1	0	0	1	0	1	3	0	0	0	0	-8	4
22 Malaki Branham		16:54	1	8	0	4	0	0	1	0	1	0	2	0	2	1	-16	2
26 Dominick Barlow		07:17	1	3	0	0	0	0	1	2	3	0	2	0	0	1	-8	2
54 Sandro Mamukelashvili		00:38	0	0	0	0	0	0	0	0	0	0	0	0	0	0	0	0
4 Devonte' Graham																		
		240:00	39	93	14	37	10	15	13	37	50	27	15	6	15	10	-10	102
			41.9%		37.8%		66.7%			TM REB: 7								

SCORE BY PERIOD	1	2	3	4	FINAL
Warriors	29	29	32	22	112
SPURS	37	23	18	24	102

Inactive: Warriors - Curry (Injury/Illness - Right Ankle; Sprain), Garuba (), Santos (), Spencer ()  
Inactive: Spurs - Bassey (Injury/Illness - Left Acl; Tear), Bouyea (G League - Two-Way), Cissoko (G League - On Assignment), Duke Jr. (G League - Two-Way), Gray (G League - Two-Way), Osman (Injury/Illness - Left Ankle; Sprain)  
Points in the Paint: Warriors 52 (26/51), SPURS 48 (24/46)  
2nd Chance Points: Warriors 15 (6/10), SPURS 13 (5/13)  
Fast Break Points: Warriors 11 (4/7), SPURS 10 (4/5)  
Biggest Lead: Warriors 17, SPURS 11  
Lead Changes: 7  
Times Tied: 7



# NOTES TO KNOW

MARCH 13, 2024 - AT DALLAS

## TEAM

The Warriors are 1-4 this season without Stephen Curry, who suffered a right ankle sprain on March 7 vs. Chicago. Since the 2014-15 season, the Warriors are 65-105 (.382) in regular season games when Curry does not play.

The Warriors (34-30) visit the Mavericks (37-28) for the second of four regular season meetings. This would have been the third meeting but the original second meeting that was scheduled for January 19 at Chase Center was rescheduled by the NBA after the passing of Warriors Assistant Coach Dejan Milojević (DAY-ahn mi-lo-yo-vihch) on January 17, 2024. The third matchup between the two teams was changed to April 2 at Chase Center (7 p.m.) and the fourth was inserted into the schedule for April 5 at Dallas (5:30 p.m.). The Mavericks lead the regular season series vs. the Warriors, 1-0, and have won six of the last eight home contests against Golden State.

Tonight's game at Dallas is the second game of a three-game road trip for the Warriors. The Warriors won the first road contest, a 112-102 win at San Antonio on March 11. The road trip concludes on Saturday in Los Angeles against the Lakers. The Warriors' next home game is on March 18 vs. New York. Golden State's remaining regular season schedule includes 11 road games and seven home contests.

The Warriors have won nine of their last 10 road games, their only setback coming on March 3 in Boston when the Celtics ended the Warriors' season-high eight-game road win streak. Eight of the Warriors' nine road wins have been by 10-or-more points (including the last four), and three by 20-or-more.

Since January 30, the Warriors lead the NBA in wins (15) and rebounding (48.6 rpg), tied second in assists (30.5 apg), tied for sixth in scoring (118.5 ppg), and tied third in 3-pointers made (14.6). Golden State has allowed 112.3 points (13th in the league) and 45.3 opponent field goal percentage (fifth) since January 30; prior to that, they were allowing 119.0 points per game (22nd) and an opponent field goal percentage of 47.6 (17th).

The Warriors have played in a league-leading 38 clutch games this season (score within five points with five minutes remaining in the game). In the 38 clutch games this season, the Warriors have an 18-20 record. According to the Elias Sports Bureau, the most clutch games the Warriors have played in a single season is 50, in 2005-06. The single-season NBA record for clutch games is 57, held by the 2002-03 New York Knicks.

The Warriors are ranked second in the NBA (46.8 rpg) in rebounding despite being the shortest team (averaging 77.6 inches or 6-foot-5 1/2), according to the Elias Sports Bureau. Boston is ranked first (47.1). This season, the Warriors have outrebounded their opponent in 39 games this season. Golden State is ranked fifth in offensive rebounding (12.3).

This season, the Warriors reserves have outscored the opponent's in 44 of the 64 games. Golden State's bench is outscoring the opponent's, 2,762 to 2,133, a difference of 629. The Warriors' 43.2 points per game is ranked third in the NBA, behind Indiana (47.1) and Utah (44.1).

The Warriors are ranked fifth in assists (29.1 apg) this season. Golden State has 28 games with 30-or-more assists this season, fourth-most in the NBA.

## PLAYERS

Jonathan Kuminga has scored 20-or-more points in six of the last eight games (20.4 ppg in that span), including the last two. He has tallied double figures in 42 of the last 44 games. Kuminga's career-high double-figure scoring streak ended at 34 games after he scored six points on 2/23 vs. Charlotte. Earlier this season Kuminga had a career-high eight-game 20-point streak.

After the first 18 games of the season, Kuminga had played in 17 of them, averaging 10.9 points (43.8 FG%, 19.4 3P%, 70.3 FT%), 2.9 rebounds, 0.9 assists in 19.8 minutes per game. In the next 45 games, Kuminga's numbers increased - 17.8 points (55.2 FG%, 33.3 3P%, 75.6 FT%), 5.5 rebounds, 2.5 assists in 28.3 minutes per game. As a starter this season in 37 games, Kuminga is averaging 17.2 points (53.6 FG%, 26.9 3P%, 77.0 FT%), 5.5 rebounds, 2.8 assists in 28.8 minutes per game. In 26 appearances off the bench Kuminga is averaging 14.2 points (52.0 FG%, 35.4 3P%, 68.8 FT%), 3.9 rebounds and 1.0 assists in 21.7 minutes per game.

Klay Thompson has scored at least 20 points in each of the last three games (24.3 ppg in that span). As a reserve in nine games this season, Thompson is averaging 19.7 points (46.6 FG%, 44.2 3P%, 93.8 FT%), 3.0 rebounds, 2.1 assists in 26.3 minutes per game. He has scored 20-or-more points five times off the bench this season.

Stephen Curry leads all players in 3-pointers made this season with 290. He is 10 away from 300, which would be an NBA-record fifth time reaching the single-season milestone. Curry is also 32 points shy of tying Robert Parish (23,334) for 30th on the NBA all-time career points scored list.

On 3/7 vs. Chicago, Draymond Green recorded his 32nd career triple-double (and first of the season) with 11 points, team-high-tying 10 rebounds and 12 assists to go along with one steal and two blocks. Since returning to the lineup on 1/15 at Memphis, Green is averaging 8.6 points (49.7 FG%, 41.8 3P%, 67.7 FT%), 7.9 rebounds, 6.0 assists, 1.0 steals, 1.0 blocks in 27.4 minutes per game in the last 25 games (started last 22 games after playing three games as a reserve). He had missed the previous 16 games (four due to return to competition reconditioning and 12 due to the league suspension).

In the last six games, Warriors rookie center-forward Trayce Jackson-Davis is averaging 10.7 points (84.8 FG%, 28-33 FG), 6.3 rebounds, 1.5 assists, 1.5 blocks in 20.7 minutes per game. He possesses 11 games with multiple blocks, most for a Warriors rookie since James Wiseman had 12 multi-block games in 2020-21. Jackson-Davis has five double-doubles this season, four coming off the bench, tied for most by a Warriors rookie coming off the bench since Dave Hoppen had four in 1987-88.

Warriors rookie guard Brandin Podziemski leads the NBA for the most charges drawn (33) this season (had three on 2/23 vs. Charlotte). Among rookies, he's ranked third in assists, fifth in rebounding, ninth in scoring, eighth in steals, tied sixth in minutes, tied seventh in 3-point field goal percentage.

Kevon Looney was available but did not play on 3/7 vs. Chicago, ending his consecutive games played streaks. He played in 254 consecutive regular season games (seventh-longest streak in Warriors franchise history) and in 289 consecutive games, regular season games and playoffs, the fifth-longest streak in franchise history.





ROOKIE

# Brandin PODZIEMSKI

&amp;

# Trayce JACKSON-DAVIS

## PODZIEMSKI'S DOUBLE-DOUBLE GAMES (\*=started)

DATE	OPP	W/L	PTS	REB	AST	STL	BLK	FGM/A	3PM/A	FTM/A
12/12	at PHX	L	20	11	5	1	0	9/14	2/4	0/1
12/23*	vs. POR	W	15	10	7	1	1	7/12	1/5	0/0
1/13*	at MIL	L	23	10	3	2	0	10/14	3/5	0/1
2/2	at MEM	W	12	7	14	2	1	5/8	0/2	2/2
2/3	at ATL	L	15	11	5	0	1	6/12	0/2	3/5
2/5	at BKN	W	15	11	3	0	0	6/14	0/4	3/4



Warriors rookie guard **Brandin Podziemski** is averaging 9.7 points (45.1 FG%, 37.8 3P%, 62.0 FT%), 5.8 rebounds, 3.9 assists in 27.0 minutes per game in 56 appearances (22 starts). In his 22 starts this season (Warriors 14-8), Podziemski is averaging 10.1 points (42.2 FG%, 32.2 3P%, 69.0 FT%), 6.6 rebounds, 4.4 assists, 1.1 steals in 30.7 minutes per game. His 47 steals are the second-highest on team and his 325 total rebounds are the second-most on the team.

Podziemski leads the NBA for the most charges drawn (33) this season (had three on 2/23 vs. Charlotte). Among rookies, he's ranked third in assists, fifth in rebounding, ninth in scoring, eighth in steals, tied sixth in minutes, tied seventh in 3-point field goal percentage.

In 15 games this season Podziemski has recorded at least 10 points, five rebounds and five assists, the most such games by a rookie this season. It's the most for a Warriors rookie since **Stephen Curry** had 26 such games in 2009-10.

With six double-doubles this season, most on the team, Podziemski has the fourth-most among rookies. It's the most double-doubles for a Warriors rookie since **Stephen Curry** had 12 in 2009-10. Podziemski recorded double-doubles in three straight games (2/2-2/5) - the first Warriors rookie to do so since Curry also had three straight (2/10-2/17/10). In those three games, Podziemski has not recorded a turnover, joining **Troy Murphy** (four double-doubles in 11/15-11/20/02) as the only two Warriors to record three consecutive double-doubles without a turnover since individual turnovers were first tracked in 1977-78. Since 1977-78, Podziemski is the first NBA rookie to record three straight double-doubles without a turnover since individual turnovers were first tracked. Podziemski is only the second guard to record three double-doubles without a turnover, joining **Tyrese Haliburton** (11/25-11/28/22).

Three of Podziemski's double-doubles came off the bench the most for a Warriors rookie off the bench since **Troy Murphy** recorded three in the 2001-02 season. **Dave Hoppen** had four double-doubles off the bench in 1987-88.

Since individual turnovers started to be tracked in 1977-78, there are only two players to have 130+ minutes, 25+ assists and zero turnovers over a four-game span: Warriors rookie guard Brandin Podziemski (136 minutes, 27 assists, 0 turnovers) from Feb. 2-7, 2024 and Phoenix's Kyle Macy (144 minutes, 25 assists, 0 turnovers) from April 10-16, 1982.

On February 2 at Memphis, Podziemski dished out a career-high 14 assists without a turnover, becoming the first Warriors rookie to accomplish the feat since individual turnovers were first recorded in 1977-78, according to the Elias Sports Bureau. Podziemski became the sixth NBA rookie since 1977-78 to record that many assists without a turnover, joining **Brevin Knight** (twice), **Ben Simmons**, **Kendall Marshall**, **Kevin Johnson** and **Mark Jackson**.

Podziemski's 14 assists are the most for any rookie this season (11 was the previous high shared by three rookies) and the most by a Warriors rookie since **Stephen Curry** had 14 on April 7, 2010 at Minnesota and the most by an NBA rookie since Indiana's **Andrew Nembhard** recorded 15 on March 29, 2023 vs. Milwaukee. The last NBA rookie to record at least 14 assists off the bench was Minnesota's **Ricky Rubio** with 14 on Jan. 8, 2012 at Washington. The last time an NBA player had at least 14 assists without a turnover was Washington's **Tyus Jones** on Jan. 25, 2024 vs. Utah with 14 assists.

## JACKSON-DAVIS DOUBLE-DOUBLE GAMES (\*=started)

DATE	OPP	W/L	PTS	REB	AST	STL	BLK	FGM/A	FTM/A
12/19	BOS	W	10	13	1	0	3	5/7	0/0
12/22	WAS	W	10	15	3	0	1	5/7	0/0
12/28	MIA	L	10	11	1	0	2	4/9	2/2
1/7*	TOR	L	16	11	2	0	3	8/9	0/0
3/11	at SAS	W	13	10	5	0	0	6/7	1/1

Warriors rookie center-forward **Trayce Jackson-Davis** is averaging 7.0 points (71.4 FG%, 56.4 FT%), 4.2 rebounds, 1.0 assists, 0.9 blocks in 13.7 minutes per game in 51 appearances (four starts). In those four starts, Jackson-Davis is averaging 13.5 points (82.8 FG%, 42.9 FT%), 6.8 rebounds, 1.5 assists, 2.0 blocks in 25.7 minutes per game. Jackson-Davis leads the Warriors with 46 blocks. He's shooting 71.4 percent from the field, the highest field goal percentage for a Warriors rookie since **Jordan Bell** finished the 2017-18 season with a 62.7 shooting percentage (minimum 100 FGA). He has scored in double figures in 18 games this season, tied for the most such games for any 2023 second-round pick with Portland's **Toumani Camara** and Memphis' **GG Jackson II**. Among second-round picks who played for the Warriors in their rookie season, Jackson-Davis' double-figure games rank eighth, trailing Chris Porter's 20 in 2000-01; first is **Gus Williams** with 48 in 1975-76.

Among rookies this season, Jackson-Davis is ranked second in field goal percentage, fifth in blocks, ninth in rebounding, 18th in scoring.

In games he has logged at least 20 minutes, Jackson-Davis is averaging 11.7 points (73.4 FG%), 8.4 rebounds, 1.6 assists, 1.7 blocks in 24.2 minutes per game in 13 contests (four starts). All five of his double-doubles have come in these games.

Jackson-Davis has recorded double-doubles in five games this season. Four of Jackson-Davis' double-doubles came off the bench, the most for a Warriors rookie off the bench since **Dave Hoppen** had four double-doubles off the bench in 1987-88.

With consecutive double-doubles on 12/19 vs. Boston and 12/22 vs. Washington, Jackson-Davis became the first Warriors rookie with consecutive double-doubles since **Stephen Curry** had two in 2009-10 and the first Warriors rookie to accomplish the feat coming off the bench since **Dave Hoppen** in 1987-88 (4/11 - 4/19/88). Jackson-Davis is one of four rookies this season to record consecutive double-doubles, joining **Victor Wembanyama** (five times), **Chet Holmgren** (three times), and Podziemski (once). With a career-high 15 rebounds on Dec. 22 vs. Washington, Jackson-Davis became the first Warriors rookie to grab that many boards since **Anthony Randolph** recorded 16 rebounds on 4/13/09 vs. San Antonio. Jackson-Davis is also the first Warriors rookie to come off the bench to grab that many rebounds since **Antawn Jamison** had 16 on 2/26/99 vs. Phoenix.

Golden State acquired Jackson-Davis on Draft Night, June 22, 2023, from the Washington Wizards in exchange for cash considerations. The Wizards selected Jackson-Davis in the second round (57th overall) of the 2023 NBA Draft.

## MOST 10-POINT, 5-REBOUND, 5-ASSIST GAMES BY ROOKIES, 2023-24

PLAYER	TEAM	GAMES
Brandin Podziemski	GSW	15
Victor Wembanyama	SAS	12
Chet Holmgren	OKC	8

## DOUBLE-DOUBLES BY ROOKIES, 2023-24

PLAYER	TEAM	DOUBLE-DOUBLES
Victor Wembanyama	SAS	34
Chet Holmgren	OKC	18
Dereck Lively II	DAL	8
Brandin Podziemski	GSW	6
Amen Thompson	HOU	6
Trayce Jackson-Davis	GSW	5
Scout Henderson	POR	4

## MOST CHARGES DRAWN, 2023-24

PLAYER	TEAM	CHARGES
Brandin Podziemski	GSW	33
Jalen Brunson	NYK	28
Tim Hardaway Jr.	DAL	21
Moritz Wagner	ORL	20
Draymond Green	GSW	20

[https://www.nba.com/stats/players/hustle?PerMo de=Totals&dir=D&sort=CHARGES\\_DRAWN](https://www.nba.com/stats/players/hustle?PerMo de=Totals&dir=D&sort=CHARGES_DRAWN)

## MULTIPLE WARRIORS ROOKIES WITH 5+ DOUBLE-DOUBLES IN SAME SEASON

PLAYER	SEASON	DD2
Brandin Podziemski	2023-24	6
Trayce Jackson-Davis	2023-24	5
Clifford Rozier	1994-95	15
Carlos Rogers	1994-95	7
Donyell Marshall	1994-95	7
Winston Garland	1987-88	11
Dave Hoppen	1987-88	5
Tellis Frank	1987-88	4
Joe Barry Carroll	1980-81	36
Larry Smith	1980-81	29
Wayne Cooper	1978-79	7
Purvis Short	1978-79	6
Rick Barry	1965-66	49
Fred Hetzel	1965-66	8



## NOTES

### ROAD WARRIORS

The Warriors have won nine of their last 10 road games, their only setback coming on March 3 in Boston when the Celtics ended the Warriors' season-high eight-game road win streak. Eight of the Warriors' nine road wins have been by 10-or-more points (including the last four), and three by 20-or-more.

**Stephen Curry** is averaging a team-high 22.1 points per game in nine of the Warriors' last 10 road games. Four other Warriors are averaging double figures in scoring: **Jonathan Kuminga** (18.9 ppg in 10 games), **Klay Thompson** (18.8 ppg in nine games), **Andrew Wiggins** (16.8 ppg in five games) and **Chris Paul** (10.8 ppg in five games).

#### LAST 10 ROAD GAMES (Warriors 9-1)

	PPG	RPG	APG	FG%	3P%	FT%	TO	PF
GSW	118.9	49.7	30.3	48.2	39.2	74.0	14.5	16.8
OPP	111.3	44.5	28.1	44.5	36.1	78.7	14.4	17.0

### WARRIORS' LAST 10 ROAD GAMES

DATE	OPP	RESULT	+/-
2/5	at BKN	W, 109-98	+11
2/7	at PHI	W, 127-104	+23
2/8	at IND	W, 131-109	+22
2/12	at UTA	W, 129-107	+22
2/15	at UTA	W, 140-137	+3
2/27	at WAS	W, 123-112	+11
2/29	at NYK	W, 110-99	+11
3/1	at TOR	W, 120-105	+15
3/3	at BOS	L, 88-140	-52
3/11	at SAN	W, 112-102	+10

The 140-88 loss at Boston on March 3 ended the Warriors' season-high eight-game road win streak which was tied with Boston for the longest such streak this season. Prior to this season, the last time the Warriors won eight road games in a row was in 2018-19 when they had an 11-game road winning streak (Dec. 29, 2018 - Feb. 8, 2019).

During the season-high eight-game road winning streak, the Warriors won three consecutive road games by 20-or-more points, marking only the second time in franchise history they have accomplished that, according to the Elias Sports Bureau - 23 points (127-104) at Philadelphia on Feb. 7, 22 points (131-109) at Indiana on Feb. 8, and 22 points (129-107) at Utah on Feb. 10. The first time was during the 2017-18 season (Oct. 23-Nov. 2, 2017).

#### 8-GAME ROAD WIN STREAK (Feb. 5-Mar. 1)

	PPG	RPG	APG	FG%	3P%	FT%	TO	PF
GSW	123.6	50.8	31.4	49.1	41.7	75.0	14.3	17.0
OPP	108.9	43.0	27.4	43.4	33.4	79.6	15.1	17.0

### SINCE JANUARY 30

Since January 30, the Warriors lead the NBA in wins (15) and rebounding (48.6 rpg), tied second in assists (30.5 apg), tied for sixth in scoring (118.5 ppg), and tied third in 3-pointers made (14.6). Golden State has allowed 112.3 points (13th in the league) and 45.3 opponent field goal percentage (fifth) since January 30; prior to that, they were allowing 119.0 points per game (22nd) and an opponent field goal percentage of 47.6 (17th).

### BENCH POWER

This season, the Warriors reserves have outscored the opponent's in 44 of the 64 games. Golden State's bench is outscoring the opponent's, 2,762 to 2,133, a difference of 629. The Warriors' 43.2 points per game is ranked third in the NBA, behind Indiana (47.1) and Utah (44.1).

On 12/12 at Phoenix, the Warriors reserves accounted for a season-high 80 points against the Suns. The 80 points were the most scored by the Warriors bench since they tallied 88 points in the final regular season game of 2022-23 on April 9 at Portland. Five Warriors off the bench scored in double figures, a first since 11/9/09 vs. Minnesota. At Phoenix, **Brandin Podziemski** (20 points), **Jonathan Kuminga** (16), **Chris Paul** (15), **Dario Saric** (15), and **Moses Moody** (12) each scored in double figures.

The Warriors bench outscored their counterparts in the first 12 games of the season, marking the first time since starters were first tracked in 1970-71 that the Warriors have done this, according to the Elias Sports Bureau. It tied the second-longest such streak in franchise history (3/18/92 - 4/5/92 and 12/23/75 - 1/16/76), trailing only a 14-game streak (2/18/70 - 3/13/70).

### KUMINGA'S ASCENSION

**Jonathan Kuminga** has scored 20-or-more points in six of the last eight games (20.4 ppg in that span), including the last two. He has tallied double figures in 42 of the last 44 games. Kuminga's career-high double-figure scoring streak ended at 34 games after he scored six points on 2/23 vs. Charlotte. Earlier this season Kuminga had a career-high eight-game 20-point streak.

After the first 18 games of the season, Kuminga had played in 17 of them, averaging 10.9 points (43.8 FG%, 19.4 3P%, 70.3 FT%), 2.9 rebounds, 0.9 assists in 19.8 minutes per game. In the next 45 games, Kuminga's numbers increased - 17.8 points (55.2 FG%, 33.3 3P%, 75.6 FT%), 5.5 rebounds, 2.5 assists in 28.3 minutes per game. As a starter this season in 37 games, Kuminga is averaging 17.2 points (53.6 FG%, 26.9 3P%, 77.0 FT%), 5.5 rebounds, 2.8 assists in 28.8 minutes per game. In 26 appearances off the bench Kuminga is averaging 14.2 points (52.0 FG%, 35.4 3P%, 68.8 FT%), 3.9 rebounds and 1.0 assists in 21.7 minutes per game.

Kuminga's career-high 20-point streak ended at eight games after he finished with 16 points on February 3 at Atlanta. He scored at least 20 points in eight consecutive games (five of which were as a reserve), a career-best 20-point streak (25.6 ppg, 63.3 FG%, 56.5 3P%). The last Warriors player to score at least 20 points while shooting at least 50 percent from the field for eight consecutive games was **Jordan Poole** with nine such games (3/3 - 3/20/22), according to the Elias Sports Bureau. According to Basketball Reference, Kuminga joins **Giannis Antetokounmpo** (streaks of 13 and 10), **Nikola Jokic** (9), **Kawhi Leonard** (9) and **Bam Adebayo** (8) as the only players this season with 20-point, 50.0 FG% streaks of that length.

His streak of 20-or-more points in five consecutive games off the bench is the second-longest such streak for a Warriors reserve since 1970-71 when starters were first tracked, only trailing **Sarunas Marciulionis'** six-game streak during the 1991-92 season (3/27-4/3/92), according to the Elias Sports Bureau. It's the longest 20-point streak by a reserve in the league since **Bogdan Bogdanovic** had a six game 20-point streak early this season (12/6-12/22/23). The longest streak before Bogdanovic was a seven-game streak by **Tyler Herro** (2/25-3/7/22).

Since 1970-71, Kuminga is the second youngest (21 years, 98 days) to record five-straight 20-point games off the bench, behind only **Benedict Mathurin** who was 20 years, 216 days old when he recorded his fifth consecutive 20-point game off the bench (1/21-1/29/23).

### COMEBACKS

The Warriors have 10 wins this season after trailing by 10-or-more points. Golden State's largest comeback win of the season came on December 19 vs. Boston, as they trailed by as many as 17 points and came back to win in overtime, 132-126. Warriors opponents have rallied 11 times this season, overcoming double-figure deficits to win.

### GAMES WON AFTER TRAILING BY 10-OR-MORE, 2023-24

POINTS	DATE/OPP
11	10/27 at SAC
11	11/1 vs. SAC
10	11/24 vs. SAS
11	12/6 vs. POR
17	12/19 vs. BOS
11	12/23 vs. POR
13	1/12 at CHI
10	2/7 at PHI
11	2/15 at UTA
11	3/11 at SAS

### GAMES LOST AFTER LEADING BY 10-OR-MORE, 2023-24

POINTS	DATE/OPP
12	11/14 vs. MIN
18	11/18 at OKC
24	11/28 at SAC
22	12/2 at LAC
14	12/8 at OKC
13	12/12 at PHX
18	1/4 vs. DEN
15	1/27 vs. LAL
15	2/14 vs. LAC
16	2/25 vs. DEN
13	3/7 vs. CHI

## CLUTCH GAMES

Golden State has had 38 games this season that had clutch time, most in the NBA (<https://www.nba.com/stats/teams/clutch-traditional?dir=A&sort=GP>). Clutch time is defined as minutes when the scoring margin is within five points with five or fewer minutes remaining in a game, and clutch record is a team's win-loss record in games that include clutch minutes. In the 38 clutch games this season, the Warriors have an 18-20 record. According to the Elias Sports Bureau, the most clutch games the Warriors have played in a single season is 50, in 2005-06. The single-season NBA record for clutch games is 57, held by the 2002-03 New York Knicks.

Last season, the Warriors had a 20-21 record in clutch games. This season, the Warriors had 14 consecutive clutch games (11/18 - 12/19/23) before the streak ended on December 22 vs. Washington. The last time a team played 14 straight clutch games was the Miami Heat with a streak of 17 such games in 2017-18 (1/15/18 - 2/23/18).

## WARRIORS' CLUTCH GAMES THIS SEASON

DATE	OPP	RESULT	+/-
10/24	vs. PHX	L, 104-108	-4
10/27	at SAC	W, 122-114	+8
10/29	at HOU	W, 106-95	+11
11/1	vs. SAC	W, 102-101	+1
11/3	at OKC	W, 141-139	+2
11/6	at DET	W, 120-109	+11
11/8	at DEN	L, 105-108	-3
11/12	vs. MIN	L, 110-116	-6
11/14	vs. MIN	L, 101-104	-3
11/18	vs. OKC	L, 123-130 OT	-7
11/20	vs. HOU	W, 121-116	+5
11/22	at PHX	L, 115-123	-8
11/24	vs. SAN	W, 118-112	+6
11/28	at SAC	L, 123-124	-1
11/30	vs. LAC	W, 120-114	+6
12/2	at LAC	L, 112-113	-1
12/6	vs. POR	W, 110-106	+4
12/8	at OKC	L, 136-138 OT	-2
12/12	at PHX	L, 116-119	-3
12/14	at LAC	L, 113-121	-8
12/16	vs. BKN	W, 124-120	+4
12/17	at POR	W, 118-114	+4
12/19	vs. BOS	W, 132-126 OT	+6
12/25	at DEN	L, 114-120	-6
12/30	vs. DAL	L, 122-132	-10
1/2	vs. ORL	W, 121-115	+6
1/4	vs. DEN	L, 127-130	-3
1/5	vs. DET	W, 113-109	+4
1/12	at CHI	W, 140-131	+9
1/13	at MIL	L, 118-129	-11
1/25	vs. SAC	L, 133-134	-1
1/27	vs. LAL	L, 144-145 2OT	-1
2/3	at ATL	L, 134-141 OT	-7
2/5	at BKN	W, 109-98	+11
2/10	vs. PHX	W, 113-112	+1
2/14	vs. LAC	L, 125-130	-5
2/15	at UTA	W, 140-137	+3
3/7	vs. CHI	L, 122-125	-3

## REBOUNDING

The Warriors are ranked second in the NBA (46.8 rpg) in rebounding despite being the shortest team (averaging 77.6 inches or 6-foot-5 1/2), according to the Elias Sports Bureau. Boston is ranked first (47.1). This season, the Warriors have outrebounded their opponent in 39 games this season. Golden State is ranked fifth in offensive rebounding (12.3).

## CURRY CONTINUES TO MOVE UP NBA ALL-TIME SCORING LIST

Stephen Curry is 32 points shy of tying Robert Parish (23,334) for 30th on the NBA all-time career points scored list. Curry has been moving up the NBA all-time career points scored list. On February 25 vs. Denver, he moved past Dwyane Wade (23,165, 32nd) and Adrian Dantley (23,177, 31st).

## NBA All-TIME CAREER POINTS SCORED LIST (30-34)

RANK	PLAYER	POINTS
30.	Robert Parish	23,334
31.	Stephen Curry	23,302
32.	Adrian Dantley	23,177

## MILESTONES, UPCOMING & ACHIEVED

Here's a look at some upcoming and achieved milestones:

- **Gary Payton** (199 career steals) needs one to reach 200.
- **Draymond Green** (798) is two games away from playing in 800 career games and becoming just the third player in Warriors franchise history to play in that many, joining **Stephen Curry** (939) and **Chris Mullin** (807).
- **Chris Paul** (1,699 career 3-pointers) needs one to reach 1,700.
- **Chris Paul** (2,597 career steals) needs three to reach 2,600.
- On 3/3 at Boston, **Klay Thompson** became the seventh player in NBA history to make 2,400 career 3-pointers.
- On 2/25 vs. Denver, **Stephen Curry** scored 20 points for 23,180 career points, passing **Dwyane Wade** (23,165) and **Adrian Dantley** (23,177) to place 31st on the NBA all-time career points scored list.
- On 2/23 vs. Charlotte, **Draymond Green** recorded his 800th career block, becoming the third player in Warriors franchise history with that many (**Adonal Foyle** and **Joe Barry Carroll**).
- On 2/22 vs. L.A. Lakers, **Stephen Curry** recorded eight assists for 6,000 and became the first Warrior to ever record that many assists for the franchise. He became the 41st player in NBA history to record 6,000 career assists. Curry became the eighth player in NBA history to record at least 23,000 points and 6,000 assists in a career.
- On 2/15 at Utah, Warriors Head Coach **Steve Kerr** earned his 500th career regular season coaching victory, becoming the second in franchise history to reach the milestone (**Alvin Attles**, 557) and the fifth-fewest games (764) in NBA history.
- On 2/15 at Utah, **Klay Thompson** reached 15,000 career points.
- On 2/12 at Utah, **Kevon Looney** played in his 500th career game, becoming the 20th player in Warriors franchise history to do so.
- On 2/8 at Indiana, **Stephen Curry** scored his 23,000th career point, becoming the 34th player in NBA history to reach the milestone.
- On 2/7 at Philadelphia, **Dario Saric** scored his 5,000th career point.
- On 2/5 at Brooklyn, **Stephen Curry** made his 3,600th career 3-pointer.
- On 1/27 vs. L.A. Lakers, **Klay Thompson** played in his 758th career game, claiming sole possession of fifth on the Warriors franchise career games played list, passing **Nate Thurmond** (757).
- On 1/25 vs. Sacramento, **Stephen Curry** grabbed five defensive rebounds to give him 3,734 career defensive rebounds, passing **Larry Smith** (3,731) to claim sole possession of second place on the Warriors franchise list for most defensive rebounds.
- On 1/24 vs. Atlanta, the Warriors recorded their 500th consecutive sellout (includes regular season and playoffs), the sixth-longest sellout streak in NBA history and third-longest active.
- On 1/13 at Milwaukee, **Klay Thompson** (2,342 career 3-pointers) made six triples to move into seventh place on the NBA all-time career 3-pointers made list, passing **LeBron James** (2,338).
- On 1/4 vs. Denver, **Andrew Wiggins** made one 3-pointer, passing **Baron Davis** (434) for ninth on the Warriors franchise career 3-pointers made list.
- On 12/30 vs. Dallas, **Chris Paul** became the 37th player in NBA history to reach 22,000 career points and moved past **Clifford Robinson** (42,561) to claim sole possession of 24th place on the NBA all-time career minutes played list.
- On 12/28 vs. Miami, **Stephen Curry** tied **Clifford Ray** (4,310) for 10th on the Warriors franchise career rebounds list.
- On 12/19 vs. Boston, **Klay Thompson** passed **Vince Carter** (2,290) to move into eighth place on the NBA all-time career 3-pointers made list.
- On 12/16 vs. Brooklyn, **Klay Thompson** moved into ninth place on the NBA all-time 3-pointers made list passing **Jason Terry** (2,282) after making four threes (entering game needed two to tie).
- On 12/16 vs. Brooklyn, **Stephen Curry** became the first player in NBA history to make 3,500 career 3-pointers.
- On 12/2 at LA Clippers, **Stephen Curry** played in his 900th career game.
- On 11/28 at Sacramento, **Klay Thompson** scored 20 points, helping the Thompsons have the third-most points by a father and son duo in NBA history (27,226), passing the Schayes (27,218).
- On 11/20 vs. Houston, **Stephen Curry** logged 35 minutes for 30,735 career minutes, becoming the Warriors franchise all-time leader in minutes played, passing **Nate Thurmond** (30,729).
- On 11/18 vs. Oklahoma City, **Kevon Looney** (1,004 career offensive rebounds) became the eighth Warriors player in franchise history to grab at least 1,000 career offensive rebounds. Looney had seven offensive boards in each of the last two games, both against the Thunder - this is the fourth time in his career that he's recorded at least 14 offensive rebounds in a span of two games.

## CLUTCH CURRY

**Stephen Curry** has scored 165 points in clutch minutes - the final five minutes of the fourth quarter or overtime when the score is within five points. Curry leads the NBA in points (165), 3-pointers (28) and field goals made (51) in clutch minutes this season. He has made 35-of-37 free throw attempts in clutch time. Last season, Sacramento's **De'Aaron Fox** led the league in points (194) in clutch minutes and was named the NBA's inaugural Clutch Player of the Year. NBA.com 2023-24 Player Clutch stats (<https://www.nba.com/stats/players/clutch-traditional?DateFrom=&DateTo=&PerMode=Totals&PlayerExperience=&dir=A&sort=PTS>)

## SELLOUT STREAK

The Warriors' franchise-record home sellout streak, the sixth-longest in NBA history, is at 511 consecutive games, regular season and playoffs. On January 24 vs. Atlanta, the Warriors recorded their 500th consecutive home sellout (includes regular season and playoffs). The Warriors' current sellout streak ranks third among active streaks (Dallas, first; Miami, second).

The 2022-23 season was the eighth consecutive 82-game NBA season in which the Warriors sold out all of the team's 41 regular season home games. The current sellout streak only includes games which allowed a full-capacity crowd (18,064 at Chase Center). Entering 2023-24 season, Dallas had 916; Miami, 555; Golden State, 477.

## SELLOUT STREAKS, NBA HISTORY (bold - active streak)

NO.	SELLOUTS	TEAM	DATES
1.	<b>950</b>	<b>Dallas Mavericks</b>	<b>12/15/01 – present</b>
2.	814	Portland Trail Blazers	4/9/77 – 11/16/95
3.	662	Boston Celtics	12/23/80 – 5/5/95
4.	610	Chicago Bulls	11/20/87 – 11/3/00
5.	<b>586</b>	<b>Miami Heat</b>	<b>4/23/10 – present</b>
6.	<b>511</b>	<b>Golden State Warriors</b>	<b>12/18/12 – present</b>
7.	497	Sacramento Kings	10/25/85 – 11/4/97
8.	433	New York Knicks	2/4/93 – 11/2/02
9.	419	Oklahoma City Thunder	2/22/11 – 3/3/20
10.	390	Phoenix Suns	2/3/90 – 2/7/99

## BACK-TO-BACKS

The Warriors next set of back-to-back games is on March 26 at Miami and March 27 at Orlando. Golden State has a league-high 17 sets of back-to-backs (due to the rescheduling); previously it was 15, tied with eight other teams for that many. It's the most back-to-back sets for the Warriors since the 2016-17 season when they had 17. In 2023-24, the Warriors have swept six sets, split seven and have been swept in one. The Warriors are 10-4 in the first game of back-to-backs and 9-5 in the second game this season.

## WARRIORS IN BACK-TO-BACKS IN 2023-24

#	1st GAME	W/L	2nd GAME	W/L	B2B RESULT
1	10/29 at HOU	W	10/30 at NOP	W	SWEEP
2	11/5 at CLE	L	11/6 at DET	W	SPLIT
3	11/11 vs. CLE	L	11/12 vs. MIN	L	SWEEP
4	12/16 vs. BKN	W	12/17 at POR	W	SWEEP
5	12/22 vs. WAS	W	12/23 vs. POR	W	SWEEP
6	1/4 vs. DEN	L	1/5 vs. DET	W	SPLIT
7	1/12 at CHI	W	1/13 at MIL	L	SPLIT
8	1/24 vs. ATL	W	1/25 vs. SAC	L	SPLIT
9	2/2 at MEM	W	2/3 at ATL	L	SPLIT
10	2/7 at PHI	W	2/8 at IND	W	SWEEP
11	2/14 vs. LAC	L	2/15 at UTA	W	SPLIT
12	2/22 vs. LAL	W	2/23 vs. CHA	W	SWEEP
13	2/29 at NYK	W	3/1 at TOR	W	SWEEP
14	3/6 vs. MIL	W	3/7 vs. CHI	L	SPLIT
15	3/26 at MIA		3/27 at ORL		
16	4/4 at HOU		4/5 at DAL		
17	4/11 at POR		4/12 vs. NOP		

## IRON LOONEY

On March 7 vs. Chicago, **Kevon Looney** was available to play but received a DNP-CD, ending his consecutive games played streaks. He had played in 254 consecutive regular season games, the seventh-longest in Warriors franchise history. Looney's streak began on March 23, 2021 vs. Philadelphia and ran through March 6, 2024 vs. Milwaukee. Brooklyn's **Mikal Bridges** holds the active streak (entered 2023-24 at 392).

On November 5 at Cleveland, Looney became the 13th player in Warriors franchise history to play in 200-or-more consecutive games, according to the Elias Sports Bureau. Looney has played in all 82 games in each of the previous two seasons, joining Mikal Bridges as the only players to have done this in the last two NBA seasons. Looney became the 10th player in Warriors history to play in all 82 games in at least two consecutive seasons and the first to do so since **Antawn Jamison** (3 straight from 2000-01 to 2002-03).

## MOST CONSECUTIVE REGULAR SEASON GAMES PLAYED IN, WARRIORS FRANCHISE HISTORY

RANK	GAMES	PLAYER	
1	361	Joe Graboski	
2	334	Wilt Chamberlain	
3	321	Phil Smith	
4	306	Sleepy Floyd	
5	281	Neil Johnston	
6	266	Clyde Lee	
7	<b>254</b>	<b>Kevon Looney</b>	
8	246	Antawn Jamison	
9	234	Tim Hardaway	
10	215	Paul Arizin	
11	<b>214</b>	<b>Klay Thompson</b>	<i>Elias Sports Bureau</i>

**Kevon Looney** played in 289 consecutive games, regular season and playoffs, the fifth-longest such streak in Warriors franchise history. Looney's streak was the second-longest active combined streak behind **Mikal Bridges** (entered 2023-24 at 431), according to the Elias Sports Bureau.

## MOST CONSECUTIVE GAMES PLAYED IN, REGULAR SEASON & PLAYOFFS, WARRIORS FRANCHISE HISTORY

RANK	GAMES	PLAYER	
1	381	Joe Graboski	
2	370	Wilt Chamberlain	
3	337	Phil Smith	
4	316	Sleepy Floyd	
5	<b>289</b>	<b>Kevon Looney</b>	
6	284	Neil Johnston	
7	277	Clyde Lee	
8	246	Antawn Jamison	
9	243	Tim Hardaway	
10	228	George T. Johnson	<i>Elias Sports Bureau</i>

In the 2021-22 championship season, Looney played in a total of 104 games--all 82 regular season games and 22 playoff games--matching a franchise record held by **Draymond Green** and **Klay Thompson** set in 2015-16.

## TRIO WINS 400

With the 134-112 win over the Hawks on January 24, **Stephen Curry**, **Klay Thompson**, **Draymond Green** have combined for 400 regular season wins, joining 12 other trios in NBA history with 400-or-more wins. It took 545 regular season games for the trio to win their 400th (400-145 record). Following the January 24th win vs. Atlanta, the trio had compiled a 498-191 combined record in 689 regular season and playoff games.

Last month, the trio was recognized on November 30, 2023 vs. the Clippers as their jersey numbers were represented in the date - Thompson (#11), Curry (#30) and Green (#23). Curry, Thompson and Green have played together with the Golden State Warriors since the 2012-13 season. The first game all three played in was Green's NBA debut on October 31, 2012, an 87-85 win at Phoenix. They are four-time NBA champions (2015, 2017, 2018, 2022) - Only 31 players have won four titles with the same team. The trio has made six NBA Finals, including five straight (2015-2019). They have a combined 18 All-Star appearances, 13 All-NBA Team selections, nine All-Defensive Team honors, two MVP awards, one NBA Finals MVP award and one Defensive Player of the Year award.

Of the 10 trios that played together for 10-or-more seasons, only the Warriors trio is made up of three players to only have ever played for a single team. Golden State's trio is tied with Boston's three of **Robert Parish**, **Kevin McHale** and **Larry Bird** (1980-1991) for the second-most seasons played together by three players, trailing only the 14 by San Antonio's **Tony Parker**, **Manu Ginobili** and **Tim Duncan** (2002-2015). Parish, who began his NBA career with the Warriors, and Parker went on to play for other NBA teams during their careers.



## MOST REGULAR SEASON WINS BY A TRIO, NBA HISTORY

WINS	TRIO (TEAM)
575	Tony Parker, Manu Ginobili, Tim Duncan (SAS)
540	Robert Parish, Kevin McHale, Larry Bird (BOS)
490	Magic Johnson, Michael Cooper, Kareem Abdul-Jabbar (LAL)
468	Bill Russell, Sam Jones, K.C. Jones (BOS)
463	Satch Sanders, Bill Russell, Sam Jones (BOS)
440	Isiah Thomas, Bill Laimbeer, Vinnie Johnson (DET)
426	James Worthy, Magic Johnson, Michael Cooper (LAL)
422	John Stockton, Bryon Russell, Karl Malone (UTA)
421	James Worthy, Byron Scott, Magic Johnson (LAL)
412	Draymond Green, Klay Thompson, Stephen Curry (GSW)
408	Tony Parker, Tim Duncan, Bruce Bowen (SAS)
405	Bill Russell, Sam Jones, Tom Heinsohn (BOS)
401	Bobby Jones, Julius Erving, Maurice Cheeks (PHI)

*Elias Sports Bureau*

## WARRIORS' DEFENSE VS. THE BUCKS

On March 6 vs. Milwaukee, the Warriors held the Bucks, entering the game as the league's second-highest scoring team (121.4 points per game) to 90 points, a season-low for them (prev. 95, 1/17 at Cleveland). Golden State limited Milwaukee to nine fourth-quarter points. According to the Elias Sports Bureau, the last time the Bucks scored nine-or-fewer points in the fourth quarter was on 2/2/15 at Toronto when they scored nine points. The last time the Bucks scored nine-or-fewer points in any quarter was on 12/22/18 at Miami when they scored eight points in the first quarter. The last time the Warriors held an opponent to nine-or-fewer points in any quarter was on 11/18/21 at Cleveland, holding the Cavaliers to eight points in the fourth quarter. In the last three wins, Golden State is allowing opponents 101.5 points per game.

## LARGEST WINNING MARGIN AFTER A 50-POINT LOSS

On March 3 at Boston, the Warriors suffered a 140-88 loss to the Celtics, their third-worst regular season loss in franchise history (52 points). Last night vs. Milwaukee, the Warriors rebounded with a 125-90 win over the Bucks (35 points). According to the Elias Sports Bureau, the Warriors' 35-point win is the largest winning margin after suffering a 50-point loss. The previous high for the winning margin in game after losing by 50-or-more points was 27 by the Knicks in January 2010 when they lost to Dallas by 50, and then beat Minnesota by 27 in their next game.

## KERR NAMED WESTERN CONFERENCE COACH OF THE MONTH - FEBRUARY

On March 4, Warriors Head Coach Steve Kerr was named NBA Western Conference Coach of the Month for games played in February. Kerr led the Warriors to a league-best 11 wins during the month (11-3), including an NBA-best 8-1 record away from home, earning his eighth career Coach of the Month accolade.

During the month, Golden State led the league in rebounding (49.6 per game) and assists (31.2) and ranked third in point differential (+9.1), winning three games by at least 20 points. The Warriors ended the month on a season-high seven-game road winning streak that eventually became eight-in-a-row (March 1 at Toronto), matching the longest road win streak in the NBA this season.

On February 15, Kerr earned his 500th career regular season victory, joining Alvin Attles (557) as the only coaches in Warriors history to amass 500 career wins. Kerr accomplished the feat in 764 games, the fifth-fewest games needed to reach the milestone, trailing only Phil Jackson (682), Pat Riley (684), K.C. Jones (731) and Gregg Popovich (745).

## HEAD COACH STEVE KERR

**NBA 2015-16 COACH OF THE YEAR, 2015 & 2017 ALL-STAR COACH, NAMED TO 15 GREATEST COACHES IN NBA HISTORY LIST**

- This is his 10th season with Golden State.
- Earned his 500th career coaching victory, fifth-fewest games in NBA history, with the 140-137 win at Utah on February 15, 2024. Joined Alvin Attles (557) as the only Warriors head coaches to reach the milestone.
- Has won nine NBA championships - four as a coach (all with Golden State) and five as a player (three with Chicago and two with San Antonio).
- Named to the 15 Greatest Coaches in NBA History list.
- On March 14, 2022, earned his 423rd coaching victory with a 126-112 win vs. Washington, passing Don Nelson (422) for the second-most coaching wins in Warriors franchise history.
- His .732 winning percentage in the postseason (93-34) is the highest winning percentage among NBA head coaches all-time that have coached a minimum of 25 playoff games.
- Guided the Warriors to four NBA titles (2015, 2017, 2018, 2022), six Western Conference Championships, including five straight (2015-19, 2022) and the NBA's single-season wins record (73, 2015-16).
- Became the first coach in Warriors franchise history to win more than two championships (2015, 2017, 2018, 2022).
- Named the 2022-24 USA Basketball Men's National Team head coach, Kerr will lead the USA National Team in 2022-24, which will include all USA Men's National Team training camps, the 2023 FIBA World Cup in the Philippines, Japan, and Indonesia from Aug. 25-Sept. 10, 2023, and the 2024 Summer Olympic Games that is scheduled for July 26-Aug. 11 in Paris, France.
- Served as an assistant coach for the 2017-21 USA Basketball Men's National Team and was part of Gregg Popovich's gold medalist coaching staff for the 2020 Summer Olympic Games in Tokyo, Japan, and the 2019 USA National Team that competed in the FIBA World Cup in China. By helping the USA claim gold at the Tokyo Olympics, Kerr became the first USA Basketball National Team coach to also have earned a gold medal as a player in a FIBA senior level competition, having won gold at the 1986 World Cup.
- Fewest games to earn 200th (238 games) and 300th (377 games) coaching victories in NBA history, on March 28, 2017 and January 26, 2019, respectively. Needed fifth-fewest games to reach 400 career coaching wins (576 games) on Dec. 17, 2021.
- Named with his staff (Ron Adams, Mike Brown, Jarron Collins, Chris DeMarco, Bruce Fraser and Willie Green) to coach the Western Conference in the 2017 NBA All-Star Game on Sunday, Feb. 19, in New Orleans... Became the second coach in franchise history to earn the honor multiple times, joining Alvin Attles (1975, 1976)... Is also the first coach to earn the All-Star nod in two of his first three NBA seasons since Phoenix's Paul Westphal in 1993 and 1995.
- Has been named Western Conference Coach of the Month eight times (January 2015, March 2015, March 2016, Oct./Nov. 2016, January 2017, December 2017, January 2019, February 2024).
- Named 2015-16 NBA Coach of the Year after the Warriors set numerous league records - single-season wins record (73), single-season road wins (34), consecutive wins to begin a season (24) and consecutive regular-season home wins (54) - and joined the Chicago Bulls (1995-96 & 1996-97) as the only teams to win at least 65 games in back-to-back campaigns.
- Became the third coach in Warriors franchise history to earn NBA Coach of the Year Award, joining Alex Hannum (1963-64) and Don Nelson (1991-92).
- In 2014-15, led the Warriors to a then-franchise-record 67 victories, establishing NBA records for most wins and highest winning percentage (67-15, .817) by a rookie head coach.
- Named Warriors head coach on May 19, 2014, becoming the 25th head coach in franchise history and the 20th since the team moved to the West Coast in 1962.
- Is the NBA's all-time three-point percentage leader, having converted on 45.4 percent (726-of-1599) of his attempts from long range.
- Amassed career averages of 6.0 points, 1.8 assists and 1.2 rebounds per game in 910 regular-season games in 15 seasons with six teams: Phoenix (1988-89), Cleveland (1989-90 - 1992-93), Orlando (1992-93), Chicago (1993-94 - 1997-98), San Antonio (1998-99 - 2000-01, 2002-03) and Portland (2001-01).
- Owns 28 years of NBA experience as a player, coach, television analyst (two different four-year stints as a game analyst on TNT) and front office executive, including a three-year stint (2007-10) as president of basketball operations and general manager for the Phoenix Suns... During his time as Suns GM, the club posted a 155-91 (.630) record and earned a pair of playoff berths, including a trip to the 2010 Western Conference Finals.
- As a player, made playoffs 11 times and is one of only 26 players in NBA history to win five championships, earning three rings with Chicago and two with San Antonio.
- Born on September 27, 1965, Steve and his wife, Margot, have two sons, Nicholas and Matthew, and one daughter, Madeleine.

## STEVE KERR NBA COACHING RECORD

REGULAR SEASON			
Season	Record	Win Pct.	Div. Finish
2014-15	67-15	.817	1st
2015-16	73-9	.890	1st
2016-17	67-15	.817	1st
2017-18	58-24	.707	1st
2018-19	57-25	.695	1st
2019-20	15-50	.231	5th
2020-21	39-33	.542	4th
2021-22	53-29	.646	2nd
2022-23	44-38	.537	4th
2023-24	34-30	.531	
<b>TOTAL</b>	<b>507-268</b>	<b>.654</b>	<b>---</b>

PLAYOFFS			
Season	Record	Win Pct.	Playoffs
2014-15	16-5	.762	NBA Champions
2015-16	15-9	.625	Lost NBA Finals
2016-17	16-1	.941	NBA Champions
2017-18	16-5	.762	NBA Champions
2018-19	14-8	.636	Lost NBA Finals
2021-22	16-6	.727	NBA Champions
2022-23	6-7	.462	Lost WC Semis
<b>TOTAL</b>	<b>99-41</b>	<b>.707</b>	<b>---</b>



LAST 5 GAMES	MIN	FGM	FGA	FG%	3PM	3PA	3P%	FTM	FTA	FT%	OREB	DREB	REB	AST	STL	BLK	TO	PF	PTS	+/-
3/11 at SAS	IL - RIGHT ANKLE SPRAIN																			
3/9 vs. SAS	IL - RIGHT ANKLE SPRAIN																			
3/7 vs. CHI	28:42	5	18	27.8	3	12	25.0	2	2	100	0	3	3	1	0	0	2	1	15	9
3/6 vs. MIL	30:45	10	18	55.6	6	10	60.0	3	4	75.0	2	6	8	5	0	0	2	1	29	15
3/3 at BOS	16:41	2	13	15.4	0	9	0.0	0	0	0.0	0	1	1	3	0	0	2	0	4	-29

**AS OF LATE:** Has missed two games due to a right ankle sprain and will be re-evaluated on Tuesday. The Warriors are 1-4 this season in games Curry has missed. On 3/7 vs. Chicago, left the game with 3:51 left in the fourth quarter with a right ankle injury. With a league-leading 290 3-pointers, Curry is 10 away from 300 - it would be the fifth season in which he made at least 300 3-pointers, an NBA record.

**2023-24 SEASON:** Appeared in 59 games (all starts), averaging a team-high 26.9 points (44.9 FG%, 40.7 3P%, 92.0 FT%), 4.4 rebounds, 4.9 assists in 32.8 minutes per game... Leads NBA in 3-pointers made with 290 (Luka Doncic is second, 226)... Tied ninth in the NBA in scoring and ranked second in FT%... Leads NBA in points (165), field goals made (51) and 3-pointers made (28) in clutch minutes (score within five points and five minutes or less left in game). Has made 35-of-37 from the free throw line in clutch minutes.

- Named Week 2 Western Conference Player of the Week, his franchise-record 20th weekly honor.
- Has scored 20-or-more points in 46 games, 30-or-more in 24 (Warriors 16-8 in those games); 40-or-more in six, 50-or-more in one and 60-or-more in one.
- Grabbed 10-or-more rebounds twice.
- Dished out 10-or-more assists three times.
- Recorded five double-doubles (two points-rebounds, three points-assists).
- Led Warriors in scoring in 41 games, rebounding in seven games, assists in 20 games.
- Missed five games this season (Warriors 1-4) - one due to rest (1/13 at MIL), two games due to a right knee strain (11/14 vs. MIN, 11/16 vs. OKC), two games due to a right ankle sprain (3/9 vs. SAS, 3/11 at SAS).
- On 11/3/23 at Oklahoma City, scored a game-high 30 points, including ninth career game-winning basket with 0:0.2 seconds left to give the Warriors a 141-139 win.
- On 11/12/23 vs. Minnesota, became the 35th player in NBA history to score at least 22,000 career points and moved into second place on the Warriors franchise all-time free throws made list, trailing only Paul Arizin (5,010).
- Curry is the only player in NBA history to average at least 30 points through his first 11 games of a season at age 35 or older, according to ESPN Stats & Information research.
- Curry has led the Warriors outright in scoring in all 11 games, the longest streak to begin a season by a player at age 35 or older.
- This is the third time Curry has averaged 30 points on 50-45-90 shooting splits through his first eight games in a season -- a feat no other NBA player has done.
- On 11/20/23 vs. Houston, became the Warriors franchise all-time leader in minutes played (30,735), passing Nate Thurmond (30,729). Had game-high 32 points, and made five 3-pointers.
- On 11/22/23 at Phoenix, made one 3-pointer, bringing his streak of four-or-more 3-pointers to an end at 13 games this season. He became the first player in NBA history to make 4+ threes in the first 13 games he played in a season. The 13 consecutive games he played in tied the NBA record he and James Harden shared. Including the last regular season game of the 2022-23 season, Curry's streak of 4+ threes was at 14 straight games, a new NBA record over multiple seasons.
- On 12/6 at Oklahoma City, made his 100th 3-pointer of the season (in his 20th game played in), tying the second-fewest games needed to reach the century mark in a single season done by him three times previously (2015-16, 2018-19, 2022-23). Curry set the NBA record for the fewest games to make 100 3-pointers in a single season with 19 games in 2021-22.
- On 12/16 vs. Brooklyn, became first player in NBA history to make 3,500 career 3-pointers (made six vs. Nets). Recorded team-high 37 points (16 in the fourth quarter), three rebounds, one assist and a career-high three blocks.
- On 12/17 at Portland, Curry's NBA-record 3-point streak ended at 268 consecutive regular season games after he went 0-of-8 from 3-point range. Prior to this, the last time he did not make a 3-pointer was on 11/8/18 vs. MIL (0-4 3P). Curry's NBA-record streak of 268 consecutive regular season games with at least one 3-pointer was from 12/11/18 to 12/16/23.
- On 1/25 vs. Sacramento, Curry grabbed five defensive rebounds to give him 3,734 in his career to move into second place on the Warriors franchise all-time list for defensive rebounds, passing Larry Smith (3,731); Draymond Green ranks first in that category.

2023-24 REGULAR SEASON HIGHS		REGULAR-SEASON CAREER HIGHS	
43, 01/27/2024, Golden State vs L.A. Lakers	MIN	49, 01/20/2010, Golden State vs Denver	
22, 02/03/2024, Golden State at Atlanta	FGM	22, 02/03/2024, Golden State at Atlanta	
38, 02/03/2024, Golden State at Atlanta	FGA	38, 02/03/2024, Golden State at Atlanta	
11, 02/08/2024, Golden State at Indiana	3PM	13, 11/07/2016, Golden State vs New Orleans	
23, 02/03/2024, Golden State at Atlanta	3PA	23, 02/03/2024, Golden State at Atlanta	
11, 11/20/2023, Golden State vs Houston (Twice)	FTM	18, 01/03/2021, Golden State vs Portland	
12, 11/20/2023, Golden State vs Houston (Twice)	FTA	19, 01/03/2021, Golden State vs Portland	
3, 11/28/2023, Golden State at Sacramento (Twice)	OREB	5, 02/10/2016, Golden State at Phoenix	
9, 02/29/2024, Golden State at New York	DREB	14, 12/28/2015, Golden State vs Sacramento	
11, 02/29/2024, Golden State at New York	REB	14, 12/28/2015, Golden State vs Sacramento	
11, 12/02/2023, Golden State at L.A. Clippers	AST	16, 04/06/2014, Golden State vs Utah (Twice)	
4, 01/02/2024, Golden State vs Orlando	STL	7, 12/07/2016, Golden State at L.A. Clippers (Twice)	
7, 11/01/2023, Golden State vs Sacramento	TO	11, 10/31/2013, Golden State at L.A. Clippers	
3, 12/16/2023, Golden State vs Brooklyn	BLK	3, 12/16/2023, Golden State vs Brooklyn	
60, 02/03/2024, Golden State at Atlanta	PTS	62, 01/03/2021, Golden State vs Portland	

CAREER STATS AT A GLANCE

- Had streak w/ at least one 3FGM: 268 regular season games (ended on 12/17/23 at POR)
- second-longest 3-point streak: 157
- triple-doubles - 10 (W/L: 8-2) (last on 11/1/22 at MIA)
- double-doubles - 156
- most 3PM in QTR: 7, 2/3/16 at WAS (1st QTR)
- career 4-point plays: 58 (7 in 2023-24; 11 in 2022-23)

GAMES WITH AT LEAST:

- 10 or more 3FGM: 25 (W/L: 18-7)
- 40 or more points: 68 (W/L: 54-14)
- 50 or more points: 13 (W/L: 8-5; 8-0 H)
- 60 or more points: 2 (W/L: 1-1)
- 10 or more assists: 135
- 20 points and 10 assists: 98
- 30 points and 10 assists: 35
- 40 points and 10 assists: 4
- 50 points and 10 assists: 1
- 20 points and 10 rebounds: 29
- 30 points and 10 rebounds: 16

FREE THROW STREAKS

Career-High (Single-Season):  
52, twice  
3/9/15-4/4/15 and  
10/17/17-10/29/17  
  
Overall, Career: 80  
franchise record  
3/29/19-1/3/21

20-POINT QUARTERS		20-POINT HALVES		30-POINT HALVES		CAREER 30-PT HALVES (20)	
BY QUARTERS		BY SEASONS		BY HALVES		DATE/OPP (HALF)	PTS
1ST	11	2009-10	6	1ST	8	4/12/13 at LAL (1st)	32
2ND	3	2010-11	6	2ND	12	12/9/13 at CHA (2nd)	32
3RD	20	2011-12	3	TOTAL 20		1/31/14 at UTA (2nd)	30
4TH	6	2012-13	14	BY SEASONS		2/4/15 vs. DAL (2nd)	36
TOTAL 40		2013-14	24	2009-10	0	10/31/15 at NOP (2nd)	38
BY SEASONS		2014-15	13	2010-11	0	2/3/16 at WAS (1st)	36
2009-10	0	2015-16	34	2011-12	0	1/24/17 vs. CHI (1st)	31
2010-11	0	2016-17	15	2012-13	1	1/27/18 vs. BOS (2nd)	33
2011-12	0	2017-18	15	2013-14	2	10/24/18 vs. WAS (1st)	31
2012-13	2	2018-19	23	2014-15	1	1/3/21 vs. POR (1st)	31
2013-14	0	2019-20	---	2015-16	2	1/3/21 vs. POR (2nd)	31
2014-15	1	2020-21	40	2016-17	2	2/6/21 at DAL (1st)	30
2015-16	11	2021-22	17	2017-18	0	4/6/21 vs. MIL (2nd)	30
2016-17	5	2022-23	20	2018-19	1	4/12/21 vs. DEN (1st)	30
2017-18	2	2023-24	16	2019-20	6	5/16/21 vs. MEM (2nd)	31
2018-19	5	TOTAL 247		2020-21	2	12/23/21 vs. MEM (2nd)	30
2019-20	0	20-PT BOTH		2021-22	2	1/31/22 at HOU (2nd)	30
2020-21	8	HALVES: 22		2022-23	2	11/16/22 at PHX (1st)	31
2021-22	3	last: 11/7/22 vs.		2023-24	1	3/15/23 at LAC (2nd)	30
2022-23	2	SAC		TOTAL 20		2/3/24 at ATL (2nd)	33
2023-24	1						
TOTAL 40							

30-PT BOTH HALVES: 1  
1/3/21 vs. POR

STEPHEN CURRY'S GAME-WINNING SHOTS (5 seconds or less)

DATE	OPPONENT	QTR	TIME	SHOT	RESULT	NOTES
2/10/24	GSW vs. PHX	4th	:02.5	3FGM	W, 113-112	
1/13/23	GSW at OKC	4th	:02.0	2FGM	W, 141-139	layup
1/21/22*	GSW vs. HOU	4th	:01.6	2FGM	W, 105-103	buzzer-beater
12/23/18	GSW vs. LAC	4th	:00.5	2FGM	W, 129-127	layup
1/3/18	GSW at DAL	4th	:03.0	3FGM	W, 125-122	
2/27/16	GSW at OKC	OT	:00.6	3FGM	W, 121-118 OT	
12/2/14	GSW vs. ORL	4th	:02.2	3FGM	W, 98-97	
4/1/14	GSW at DAL	OT	:00.1	2FGM	W, 122-120 OT	
1/10/14	GSW vs. BOS	4th	:02.1	2FGM	W, 99-97	
12/11/13	GSW vs. DAL	4th	:01.5	2FGM	W, 95-93	

\* first career game-winning buzzer-beater (no time left when shot went through the net)

STEPHEN CURRY'S GAME-TYING SHOTS TO FORCE OVERTIME (5 seconds or less)

DATE	OPPONENT	QTR	TIME	SHOT	RESULT	NOTES
3/29/19	GSW at MIN	4th	:00.0	3FGM	T, 109-109	L, 130-131 OT
2/20/14	GSW vs. HOU	4th	:03.0	2FGM	T, 89-89	W, 102-99 OT

## STEPHEN CURRY continued...

- On 2/3 at Atlanta, Curry (35 years, 326 days old) scored 60 points, becoming the second-oldest in NBA history to score that many or more (Kobe Bryant, 60 points, 37 years, 234 days). It was Curry's second career 60-point game, second-most in Warriors franchise history, trailing only Wilt Chamberlain's 27.
- Curry was named as a reserve to the 2024 NBA All-Star Game, his 10th career selection, tying him with Paul Arizin for the most in Warriors franchise history. He finished with 16 points (6-17 FG, 4-13 3P), five rebounds, eight assists and one block in 26 minutes. On Saturday, Feb. 17 at Lucas Oil Stadium in Indianapolis during State Farm All-Star Saturday Night, Curry and WNBA New York Liberty guard Sabrina Ionescu competed in "Stephen vs. Sabrina," the first-ever NBA vs. WNBA 3-Point Challenge, with Curry winning, 29-26.
- Curry became the first player in NBA history to make at least seven 3-pointers in four consecutive games (2/8-2/14).
- On 2/22 vs. Lakers, Curry dished out eight assists, giving him 6,000 career assists, the first player in Warriors franchise history to have that many. Curry becomes just the eighth player in NBA history to have at least 23,000 career points and 6,000 assists, joining LeBron James, Russell Westbrook, James Harden, Kobe Bryant, Jerry West, Oscar Robertson and John Havlicek.
- On 2/25 vs. Denver, Curry (23,180 career points) passed Dwyane Wade (23,165) and Adrian Dantley (23,177) to move into 31st on the NBA all-time career points scored list.
- On 2/29 at New York, Curry recorded 17 points and 10 rebounds in the first half, his second career double-double in a half (identical 17 points, 10 rebounds in the first half on 12/18/15 vs. SAC). On 2/27 at Washington, Curry was scoreless (0-7 FG, 0-6 3P) in the first half - first time since 2012 (11/23/12 at DEN) he did not score a single point in the first half of a game - but still finished with 18 points (6-21 FG, 4-16 3P, 2-2 FT).

### CAREER-HIGH POINTS

- Quarter: 28 (twice), 3rd QTR, 10/31/15 GSW at NOP and 3rd QTR, 12/2/15 GSW at CHA
- Half: 38, 2nd half, 10/31/15 GSW at NOP
- Has scored 30 or more points in a half 20 times in career (Warriors 14-6 in those games)

**2022-23 SEASON:** With the Golden State Warriors, appeared in 56 games (all starts), averaging 29.4 points (49.3 FG%, 42.7 3P%, 91.5 FT%), 6.1 rebounds, 6.3 assists, 0.93 steals in 34.7 minutes per game... Named to the All-NBA Second Team, a franchise-record ninth All-NBA Team selection... Selected to his ninth All-Star Game but did not play due to an injury (left superior tib/fib sprain) - second-most selections in franchise history (Paul Arizin, 10) and most selections as a starter (nine)... Has NBA-record combined regular season and playoffs streak of making at least one 3-pointer in 233 consecutive games.

### NBA HONORS

- Four-time NBA Champion (2015, 2017, 2018, 2022).
- Two-time NBA Most Valuable Player (2014-15, 2015-16).
- Earned 2022 Bill Russell NBA Finals Most Valuable Player Award.
- Named 2022 Earvin "Magic" Johnson Western Conference Finals Most Valuable Player.
- Named 2022 NBA All-Star Game Kobe Bryant MVP.
- Ten-time All-Star (2014-2019, 2021, 2022, 2023, **2024**), tied for the most

selections in franchise history (Paul Arizin, 10).

- Named to All-NBA Teams nine times: First Team four times (2014-15, 2015-16, 2018-19, 2020-21), Second Team four times (2013-14, 2016-17, 2021-22, 2022-23), Third Team once (2017-18).
- Is 20-time Western Conference Player of the Week (Nov. 10, 2014; Mar. 30, 2015; Nov. 2, 2015; Nov. 23, 2015; Dec. 7, 2015; Feb. 29, 2016; Mar. 14, 2016; Jan. 9, 2017; Feb. 6, 2017; Apr. 3, 2017; Jan. 8, 2018; Jan. 29, 2018; Oct. 29, 2018; Dec. 10, 2018; Jan. 4, 2021; Apr. 19, 2021; Oct. 25, 2021; Nov. 15, 2021, Nov. 14, 2022, **Nov. 6, 2023**).
- Is 10-time Western Conference Player of the Month (Apr. 2013, Apr. 2014, Nov. 2014, Nov. 2015, Feb. 2016, Jan. 2017, Jan. 2018, Apr. 2021, May 2021, Oct./Nov. 2021).
- Named to 2009-10 All-Rookie First Team.
- Three-time Western Conference Rookie of the Month (Jan. 2010, Mar. 2010, Apr. 2010).
- Earned 2010-11 NBA Sportsmanship Award, selected by players.
- Received 2013-14 Seasonlong Community Assist Award, selected by fans and an NBA executive panel.
- Won 2022-23 J. Walter Kennedy Citizenship Award, presented annually by the Professional Basketball Writers Association (PBWA) to a player, coach or athletic trainer who shows outstanding service and dedication to the community.
- Was named the 2022-23 Kareem Abdul-Jabbar Social Justice Champion Award winner, bestowed upon the player who best embodies Abdul-Jabbar's message of civil rights, Black empowerment and racial equality.

### NBA RANKINGS

- Is NBA's all-time leader in 3-point field goals made.
- Ranks first on NBA's all-time free throw percentage list (.9087 FT%).
- Led the NBA in 3-point field goals made in seven seasons, including five consecutive seasons (2012-13 – 2016-17, 2020-21, 2021-22).
- His 402 3-point field goals made in the 2015-16 season is the NBA's single-season record.
- Led NBA in scoring twice, in 2015-16 (30.1 ppg) and 2020-21 (32.0 ppg).
- Led the NBA in total steals in two seasons (2014-15, 163 steals and 2015-16, 169 steals).
- Led NBA in steals per game (2.14 spg) in 2015-16.
- Led the NBA in free throw percentage in four seasons (2010-11, 2014-15, 2015-16, 2017-18).

### FRANCHISE CAREER RANKINGS

- Ranks first on Warriors all-time career leaders list in points, games played, assists, steals, field goals made and attempted, 3-pointers made and attempted, free throw percentage.

### NBA RECORDS

- Has made 11 or more 3-pointers in 12 games in career, an NBA record (teammate Klay Thompson and Portland's Damian Lillard are second with four career 11 3-point games).
- Made at least one 3-pointer in 245 consecutive regular season games (12/1/18 - 4/9/23). Streak is still active.
- Holds the NBA record for the longest streak (regular season and playoffs) with at least one 3-pointer made with 233 consecutive games.
- Streak of 132 consecutive playoff games with at least one 3-pointer made is an NBA record.
- Holds NBA record for most 3-point field goal attempts in a half (16), 5/16/21

## STEPHEN CURRY'S COMMUNITY INVOLVEMENT

**Thirty Ink**, the off-court business collective of Golden State Warriors four-time NBA champion **Stephen Curry**, is a purpose-driven collective that drives impact across its eight business groups and 13 entities. Thirty Ink focuses on endeavors spanning across athlete management, brand, fitness, lifestyle, impact, media, philanthropy, and technology with a shared mission to **Elevate the Under**.

Thirty Ink drives impact across a few entities including:

Stephen and **Ayesha Curry's Eat. Learn. Play.** Foundation seeks to ensure an equal road to success for all children and families in Oakland, the Bay Area and across the country, emphasizing support across three vital pillars for a healthy childhood — nutrition, education, and physical activity — Eat. Learn. Play. Click [here](#) for more information.

**Underrated Golf** is committed to providing equity, access, and opportunity to student-athletes from every community by amplifying participation in the sport of golf to truly reflect our society inclusive of Black, Hispanic, and Latinx communities. Season three kicks-off Spring 2024. Click [here](#) for more information.

**Underrated Basketball** draws on Curry's revered personal story as a three-star high school athlete to provide often-overlooked student athletes a platform for visibility and impactful basketball skills development. Click [here](#) for more information.

**Stephen Curry: Underrated Film** is the coming-of-age story of Curry's dynamic and unexpected journey from an undersized basketball player at a small college, to becoming a larger-than-life NBA superstar. Click [here](#) for the trailer.

**Simplicity** is an AI-driven platform that streamlines communication, simplifies government services, and enhances the relationship between cities and their communities, a mission seamlessly aligned with Curry's ongoing dedication to empower locals and foster community growth both in the Bay Area and nationwide. Click [here](#) for more information.

**Curry Brand** – Coming Soon. Click [here](#) for a preview.

23	F-C	DRAYMOND GREEN	6'6"	235	12 <sup>TH</sup> YEAR	MICHIGAN STATE
----	-----	----------------	------	-----	-----------------------	----------------

LAST 5 GAMES	MIN	FGM	FGA	FG%	3PM	3PA	3P%	FTM	FTA	FT%	OREB	DREB	REB	AST	STL	BLK	TO	PF	PTS	+/-
3/11 at SAS	27:46	2	7	28.6	0	2	0.0	1	2	50.0	2	4	6	4	2	0	5	6	5	-6
3/9 vs. SAS	27:55	3	6	50.0	1	3	33.3	0	0	0.0	2	3	5	4	2	1	3	2	7	-8
3/7 vs. CHI	32:46	5	12	41.7	1	5	20.0	0	0	0.0	2	8	10	12	1	2	4	6	11	0
3/6 vs. MIL	25:05	5	11	45.5	2	4	50.0	0	1	0.0	0	6	6	6	0	2	3	4	12	8
3/3 at BOS	13:37	2	2	100	0	0	0.0	2	2	100	0	4	4	2	0	0	0	2	6	-24

**AS OF LATE:** On 3/7 vs. Chicago, recorded 32nd career triple-double (and first of the season) with 11 points, team-high-tying 10 rebounds and 12 assists to go along with one steal and two blocks. Since returning to the lineup on 1/15 at Memphis, Green is averaging 8.6 points (49.7 FG%, 41.8 3P%, 67.7 FT%), 7.9 rebounds, 6.0 assists, 1.0 steals, 1.0 blocks in 27.4 minutes per game in the last 25 games (started last 22 games after playing three games as a reserve). He had missed the previous 16 games (four due to return to competition reconditioning and 12 due to the league suspension).

**MILESTONE WATCH:** Draymond Green (798) is two games away from playing in 800 career games and becoming just the third player in Warriors franchise history to play in that many, joining Stephen Curry (939) and Chris Mullin (807).

**2023-24 SEASON:** Appeared in 40 games (37 starts), averaging 9.0 points (49.5 FG%, 42.3 3P%, 75.4 FT%), 7.0 rebounds, 5.9 assists, 0.9 blocks in 26.5 minutes per game.

- Has scored in double figures in 14 games, 20-or-more in two.
- Grabbed 10-or-more rebounds in 10 games.
- Dished out 10-or-more assists in four games.
- Recorded five double-doubles (point/rebound - 3, point/assist - 2, rebound/assist - 2)
- Had one triple-double (11p/10r/12a on 3/7 vs. CHI).
- Led Warriors in rebounding in 12 games, assists in 16.
- Ejected in three games (flagrant foul 2 on 11/14 vs. MIN; two technical fouls on 11/11 vs. CLE; flagrant foul 2 on 12/12 at PHX). Has 18 career ejections.
- Has missed 24 games this season - four games due to return to competition reconditioning (1/7 vs. TOR, 1/10 vs. NOP, 1/12 at CHI, 1/13 at MIL) and 12 games to the league suspension announced on December 13 (12/14 at LAC, 12/16 vs. BKN, 12/17 at POR, 12/19 vs. BOS, 12/22 vs. WAS, 12/23 vs. POR, 12/25 at DEN, 12/28 vs. MIA, 12/30 vs. DAL, 1/2 vs. ORL, 1/4 vs. DEN, 1/5 vs. DET), five games due to a league suspension (11/16 and 11/18 vs. OKC, 11/20 vs. HOU, 11/22 at PHX, 11/24 vs. SAS), one due to personal reasons (11/8 at DEN) and the first two games (10/24 vs. PHX, 10/27 at SAC) due to a left ankle sprain. Did not play in the five preseason games due to the same ailment.
- Returned to the lineup on 11/28 at SAC after missing the previous five (league suspension from actions in 11/14 vs. MIN game).
- On 11/30 vs. LAC, missed second free throw attempt with 2:13 left in the fourth quarter ended his career-best free throw streak at 18 (prev. was 15, 2/24-3/20/21).
- On December 13, the NBA announced Draymond Green would be suspended indefinitely following the incident involving Jusuf Nurkić on December 12 at Phoenix in which Green was assessed a flagrant foul 2 and ejected with 8:23 left in the third quarter. The Warriors are 11-13 this season in games Green has missed (1-3 during return to competition reconditioning, 2-3 during the first suspension and 7-5 in the last suspension, and 1-2 in other games he has missed this season).

### ETC. STATS

- In games he has made multiple 3-pointers, the Warriors have a 132-28 all-time regular season record and a 166-35 all-time combined regular season and playoffs record.
- When he makes at least three 3-pointers in a regular season game, the Warriors are 51-7 (prior to 12/2/23 at LAC, had won previous 10; current: won 11 of last 12).
- When he scores at least 20 points, the Warriors are 34-6 all-time in regular season games.
- When he records a triple-double in a regular season game, the Warriors are 30-2.

### CAREER-HIGH POINTS

- Quarter: 18, 1st QTR, 1/2/16 GSW vs. DEN; Half: 21, 1st half, 1/2/16 GSW vs. DEN; twice scored 20-or-more points in a half (other: 20, 2nd half, 3/17/18 at PHX)

### NBA HONORS

- Four-time NBA champion (2015, 2017, 2018, 2022).
- Named 2016-17 NBA Defensive Player of the Year, the first player in franchise history to earn the honor.
- Four-time All-Star (2016, 2017, 2018, 2022)... Did not play in 2022 due to injury.
- Named to the All-NBA Team twice: Second Team once (2015-16) and Third Team once (2016-17).
- Named to the NBA All-Defensive Team a franchise-record eight times: First Team four times (2014-15, 2015-16, 2016-17, 2020-21), Second Team three times (2017-18, 2018-19, 2021-22).
- Became the first player in franchise history to earn All-Defensive First Team honors in three-straight campaigns (2014-15 – 2016-17).
- Only Warriors player in franchise history to be named to the All-Defensive Team five consecutive years (2014-15 – 2018-19).
- Named Western Conference Player of the Week once (Jan. 4, 2016).

### NBA RANKINGS

- Led the NBA in steals per game (2.03 spg) in 2016-17.
- Ranked in the Top 10 in assists per game in four seasons, including three consecutive seasons: fourth, 8.9 apg in 2020-21; seventh, 7.3 apg in 2017-18; ninth, 7.0 apg in 2016-17; seventh, 7.4 apg in 2015-16.

2023-24 REGULAR SEASON HIGHS		REGULAR-SEASON CAREER HIGHS	
46, 01/27/2024, Golden State vs L.A. Lakers	MIN	50, 12/11/2015, Golden State at Boston	
9, 02/15/2024, Golden State at Utah	FGM	11, 12/06/2014, Golden State at Chicago	
15, 12/02/2023, Golden State at L.A. Clippers	FGA	21, 11/30/2015, Golden State at Utah	
4, 12/02/2023, Golden State at L.A. Clippers	3PM	7, 12/06/2014, Golden State at Chicago	
8, 12/02/2023, Golden State at L.A. Clippers	3PA	13, 12/06/2014, Golden State at Chicago	
6, 11/05/2023, Golden State at Cleveland	FTM	11, 03/14/2017, Golden State vs Philadelphia (Twice)	
8, 01/25/2024, Golden State vs Sacramento	FTA	14, 03/14/2017, Golden State vs Philadelphia	
6, 12/06/2023, Golden State vs Portland	OREB	10, 02/06/2015, Golden State at Atlanta	
14, 01/27/2024, Golden State vs L.A. Lakers	DREB	16, 03/29/2016, Golden State vs Washington	
14, 01/02/2024, Golden State vs L.A. Lakers	REB	20, 02/06/2015, Golden State at Atlanta	
13, 12/08/2023, Golden State at Oklahoma City	AST	19, 04/23/2021, Golden State vs Denver (Twice)	
4, 02/15/2024, Golden State at Utah	STL	10, 02/10/2017, Golden State at Memphis	
6, 02/25/2024, Golden State vs Denver	TO	9, 02/19/2016, Golden State at Portland	
3, 02/02/2024, Golden State at Memphis	BLK	6, 12/08/2017, Golden State at Detroit (Twice)	
23, 02/15/2024, Golden State at Utah	PTS	31, 12/06/2014, Golden State at Chicago	



LAST 5 GAMES	MIN	FGM	FGA	FG%	3PM	3PA	3P%	FTM	FTA	FT%	OREB	DREB	REB	AST	STL	BLK	TO	PF	PTS	+/-
3/11 at SAS	26:28	6	7	85.7	0	0	0.0	1	1	100	3	7	10	5	0	0	1	0	13	20
3/9 vs. SAS	23:40	5	5	100	0	0	0.0	1	5	20.0	1	5	6	0	1	3	1	4	11	-5
3/7 vs. CHI	17:58	3	3	100	0	0	0.0	2	3	66.7	0	4	4	2	1	0	0	4	8	-15
3/6 vs. MIL	18:35	7	8	87.5	0	0	0.0	1	2	50.0	2	4	6	0	1	4	1	1	15	20
3/3 at BOS	21:38	4	6	66.7	0	0	0.0	0	0	0.0	4	4	8	2	0	2	1	1	8	-19

**AS OF LATE:** In the last six games, Jackson-Davis is averaging 10.7 points (84.8 FG%, 28-33 FG), 6.3 rebounds, 1.5 assists, 1.5 blocks in 20.7 minutes per game. He possesses 11 games with multiple blocks, most for a Warriors rookie since James Wiseman had 12 multi-block games in 2020-21. Jackson-Davis has five double-doubles this season, four coming off the bench, tied for most by a Warriors rookie coming off the bench since Dave Hoppen had four in 1987-88.

**2023-24 SEASON (GOLDEN STATE):** Appeared in 51 games (four starts), averaging 7.0 points (71.4 FG%, 56.4 FT%), 4.2 rebounds, 1.0 assists in 13.7 minutes per game. Among rookies, he is ranked second in field goal percentage, ninth in rebounding, fifth in blocks (0.9 bpg), 18th in scoring. Jackson-Davis leads the Warriors in blocks (46). In four starts, averaging 13.5 points (82.8 FG%), 6.8 rebounds, 1.5 assists, 2.0 blocks in 25.7 minutes per game.

- Scored in double figures in 18 games (tied with Portland's Toumani Camara and Memphis' GG Jackson II with 18 for the most double-figure games by a 2023 second-round pick this season).
- Has grabbed 10-or-more rebounds in five games.
- Recorded five double-doubles (12/19 vs. BOS, 12/22 vs. WAS, 12/28 vs. MIA, 1/7 vs. TOR, 3/11 at SAS) - His four double-doubles off the bench this season are the most for a Warriors rookie off the bench since Dave Hoppen had four double-doubles off the bench as a rookie for the Warriors in 1987-88).
- Led Warriors in rebounding in nine games.
- Five assignments to Santa Cruz (assigned/recalled - 11/3-11/4; 11/9-11/11; 11/17-11/18; 11/27-11/28; 12/4-12/6).
- Missed one game (11/18) due to left lower leg soreness.
- On 10/27/23 at Sacramento, made NBA debut, recording one rebound in five minutes off the bench.
- On 10/30/23 at New Orleans, in second career game, recorded 13 points (5-9 FG, 3-4 FT), nine rebounds and four blocks in 20 minutes off the bench. He became the first Warriors player to record four-or-more blocks within his first two career games since individual blocks first started to be tracked in 1973-74, according to the Elias Sports Bureau.
- On 12/19 vs. Boston, recorded first career double-double with 10 points and game-high and career-high 13 rebounds to go along with one assist and three blocks in 29 minutes off the bench. Became the first rookie second-round pick (57th, Washington) to record a double-double this season and tied Toumani Camara for the most rebounds (13) in a game by a 2023 second-round pick.
- On 12/22 vs. Washington, recorded second career double-double in as many games with 10 points and game-high and career-high 15 rebounds to go along with one block in 25 minutes off the bench. Joined Victor Wembanyama (eight consecutive games) and Chet Holmgren (two, twice) as the only rookies this season to record consecutive double-doubles. Jackson-Davis became first Warriors rookie to record consecutive double-doubles since Stephen Curry in 2009-10 and the first Warriors rookie to accomplish this coming off the bench since Dave Hoppen had two consecutive double-doubles in 1987-88 (4/11 - 4/19/88). With 15 rebounds, Jackson-Davis is the first Warriors rookie to grab that many since Anthony Randolph with 16 on 4/13/09 vs. San Antonio. He's the first Warriors rookie to grab that many rebounds off the bench since Antawn Jamison had 16 on 2/26/99 vs. Phoenix.
- From 1/5 vs. Detroit to 1/24 vs. Atlanta, had a streak of seven games with at least a block, longest for a Warriors rookie since James Wiseman had an eight-game streak in 2020-21).

**2023-24 SEASON (SANTA CRUZ):** Appeared in four games (all starts), averaging 17.5 points (75.7 FG%, 66.7 FT%), 7.5 rebounds, 2.5 assists, 1.0 steals, 2.5 blocks in 28.3 minutes per game.

- On 11/17/23 vs. G League Ignite, recorded second straight double-double with 11 points (5-9 FG, 1-3 FT) and 10 rebounds to go along with four assists, two steals and four blocks.
- On 11/10/23 vs. the Stockton Kings, started and recorded a game-high 28 points (11-13 FG, 3-3 FT, 6 FTP), a game-high 12 rebounds, one assist, one block in 31 minutes in Santa Cruz's 125-114 win.

**2022-23 SEASON:** Was a 2022-23 consensus All-America First Team selection (Associated Press, NABC, Sporting News, USBWA) after averaging 20.9 points (58.1 FG%, 69.5 FT%), 10.8 rebounds, 4.0 assists, 2.9 blocks in 34.6 minutes per game in his senior campaign at Indiana... Finished as the school's leader in career rebounds (1,143) and career blocks (270) and third in career points (2,258) and double-doubles (50).

#### NBA TRANSACTIONS

- Selected by the Washington Wizards in the second round (57th overall) of the 2023 NBA Draft before his draft rights were acquired by the Golden State Warriors in exchange for cash considerations (6/22/23).

#### COLLEGE (INDIANA)

- Appeared in 126 career games (all starts) in four seasons (2019-20 - 2022-23) at Indiana, averaging 17.9 points (.565 FG%, .676 FT%), 9.1 rebounds, 2.2 assists, 2.1 blocks in 32.5 minutes per game.
- Finished third in career points (2,258), first in career rebounds (1,143), first in career blocks (270) and third in career double-doubles (50) in school history.
- One of five players in Big Ten Basketball history to record at least 2,000 career points and 1,000 career rebounds.
- Two-time All-Big Ten All-Defensive Team selection (2021-22, 2022-23).
- Was a 2022-23 consensus All-America First Team selection (Associated Press, NABC, Sporting News, USBWA) after averaging 20.9 points (.581 FG%, .695 FT%), 10.8 rebounds, 4.0 assists, 2.9 blocks in 34.6 minutes per game in his senior campaign at Indiana.
- Also named to the 2022-23 All-Big Ten First Team and All-District First Team (NABC, USBWA).
- Became the only NCAA Division I player in the last 25 seasons to average at least 20 points, 10 rebounds, four assists and two blocks per game.
- In 2022-23, ranked fourth in the nation in blocks per game, sixth in rebounding, eighth in double-doubles (18) and 16th in scoring.

2023-24 & REGULAR-SEASON CAREER HIGHS	
MIN	29, 12/30/2023, Golden State vs Dallas
FGM	9, 01/10/2024, Golden State vs New Orleans
FGA	11, 01/10/2024, Golden State vs New Orleans (Twice)
3PM	0, 03/11/2024, Golden State at San Antonio
3PA	0, 03/11/2024, Golden State at San Antonio
FTM	5, 01/12/2024, Golden State at Chicago
FTA	7, 01/12/2024, Golden State at Chicago
OREB	7, 10/30/2023, Golden State at New Orleans
DREB	10, 12/22/2023, Golden State vs Washington
REB	15, 12/22/2023, Golden State vs Washington
AST	5, 03/11/2024, Golden State at San Antonio
STL	2, 12/17/2023, Golden State at Portland
TO	3, 01/02/2024, Golden State vs Orlando
BLK	4, 03/06/2024, Golden State vs Milwaukee (Twice)
PTS	19, 01/10/2024, Golden State vs New Orleans



LAST 5 GAMES	MIN	FGM	FGA	FG%	3PM	3PA	3P%	FTM	FTA	FT%	OREB	DREB	REB	AST	STL	BLK	TO	PF	PTS	+/-
3/11 at SAS	31:08	9	18	50.0	2	3	66.7	2	2	100	0	5	5	1	1	1	2	4	22	4
3/9 vs. SAS	30:21	10	17	58.8	0	1	0.0	6	8	75.0	0	3	3	2	1	0	2	4	26	-8
3/7 vs. CHI	32:35	5	11	45.5	0	1	0.0	9	10	90.0	3	7	10	2	1	0	1	4	19	3
3/6 vs. MIL	25:01	9	14	64.3	2	4	50.0	0	0	0.0	1	3	4	2	2	3	2	2	20	12
3/3 at BOS	19:40	2	9	22.2	0	2	0.0	2	2	100	0	2	2	3	0	0	1	1	6	-30

**AS OF LATE:** Kuminga has scored 20-or-more points in six of the last eight games (20.4 ppg in that span), including the last two. He has tallied double figures in 42 of the last 44 games. Kuminga's career-high double-figure scoring streak ended at 34 games after he scored six points on 2/23 vs. Charlotte. Earlier this season Kuminga had a career-high eight-game 20-point streak.

After the first 18 games of the season, Kuminga had played in 17 of them, averaging 10.9 points (43.8 FG%, 19.4 3P%, 70.3 FT%), 2.9 rebounds, 0.9 assists in 19.8 minutes per game. In the next 45 games, Kuminga's numbers increased - 17.8 points (55.2 FG%, 33.3 3P%, 75.6 FT%), 5.5 rebounds, 2.5 assists in 28.3 minutes per game. As a starter this season in 37 games, Kuminga is averaging 17.2 points (53.6 FG%, 26.9 3P%, 77.0 FT%), 5.5 rebounds, 2.8 assists in 28.8 minutes per game. In 26 appearances off the bench Kuminga is averaging 14.2 points (52.0 FG%, 35.4 3P%, 68.8 FT%), 3.9 rebounds and 1.0 assists in 21.7 minutes per game.

**2023-24 SEASON:** Appeared in 63 games (37 starts), averaging 16.0 points (53.0 FG%, 30.8 3P%, 73.9 FT%), 4.8 rebounds, 2.1 assists in 25.9 minutes per game... Leads the Warriors in dunks (118) and is second in free throws made (193) and attempted (261).

- Has scored in double figures in 55 games, 20-or-more in 19 games, 30-or-more once.
- Grabbed 10-or-more rebounds in four games.
- Recorded three double-doubles (12/8 at OKC, 24/12; 1/15 at MEM, 20/11; 2/5 at BKN, 28/10).
- Led the Warriors in scoring in five games, rebounding in five and assists in two.
- Missed one game (10/30 at NOP) due to a left knee contusion.
- On 12/6 vs. POR, made all six of his field goal attempts, the most attempts he has ever taken in a game without a miss.
- On 12/8 at OKC, recorded first double-double of the season (fourth career) with a then-season-high 24 points and game-high-tying and career-high 12 rebounds.
- Scored at least 20 points in consecutive games for the first time in his career (24 points on 1/12 at CHI and a career-high 28 on 1/13 at MIL).
- On 1/15 at MEM, recorded second double-double of the season (fifth career) with 20 points and game-high 11 rebounds off the bench. Third consecutive game with 20 points, a career-high 20-point streak.
- On 1/24 vs. Atlanta, made all 11 of his field goal attempts, tying Chris Mullin (11, 12/1/90 at Miami) for the most makes without a miss from the floor in a game by a Warriors player in the shot clock era (1954-55). Prior to that, the last Warriors player to make their first 10 field goal attempts was Jordan Poole, who made his first 10 attempts on 4/7/23 at Sacramento. The last NBA player to attempt at least 11 field goals and not miss was Nikola Jokic, 11-11 FG, 12/28/23 vs. Memphis.
- On 2/3 at Atlanta, Kuminga fouled out with 1:06 left in the fourth quarter, finishing with 16 points, ending his career-high 20-point streak at eight games. According to Basketball Reference, Kuminga (8) joined Giannis Antetokounmpo (streaks of 13 and 10), Nikola Jokic (9), Kawhi Leonard (9) and Bam Adebayo (8) as the only players this season with 20-point, 50.0 FG% streaks of that length.
- His five-game 20-point streak off the bench is the second-longest for a Warriors reserve, trailing only Šarūnas Marčiulionis' six-game streak (3/27-4/3/92) since 1970-71 when starters were first tracked. Kuminga is currently the second-youngest (21 years, 98 days) since 1970-71 to have five-straight 20-point games off the bench, behind only Benndict Mathurin who was 20 years, 216 days old when he recorded his fifth consecutive 20-point game off the bench (1/21-1/29/23).
- On 2/23 vs. Charlotte, career-high double-figure scoring streak ended at 34 games when he scored six points, but he recorded seven rebounds, a career-high-tying six assists (fifth time), career-high-tying three blocks (twice) and two steals.

**2022-23 SEASON:** With the Golden State Warriors, appeared in 67 games (16 starts), averaging 9.9 points (52.5 FG%, 37.0 3P%, 65.2 FT%), 3.4 rebounds, 1.9 assists in 20.8 minutes per game.

#### CAREER-HIGH POINTS

- Quarter: 17 (2x), 4th QTR, 1/13/24 GSW at MIL; 4th QTR, 1/25/22 GSW vs. DAL
- Half: 19, 2nd H, 1/13/24 GSW at MIL

2023-24 REGULAR SEASON HIGHS		REGULAR-SEASON CAREER HIGHS	
43, 01/27/2024, Golden State vs L.A. Lakers	MIN	43, 01/27/2024, Golden State vs L.A. Lakers	
12, 02/29/2024, Golden State at New York (Twice)	FGM	12, 02/29/2024, Golden State at New York (Twice)	
21, 12/08/2023, Golden State at Oklahoma City	FGA	21, 12/08/2023, Golden State at Oklahoma City	
4, 01/12/2024, Golden State at Chicago	3PM	4, 01/12/2024, Golden State at Chicago (6 times)	
6, 12/08/2023, Golden State at Oklahoma City	3PA	12, 11/21/2022, Golden State at New Orleans	
10, 02/05/2024, Golden State at Brooklyn	FTM	10, 02/05/2024, Golden State at Brooklyn (Twice)	
13, 02/25/2024, Golden State vs Denver	FTA	13, 02/25/2024, Golden State vs Denver	
6, 12/08/2023, Golden State at Oklahoma City	OREB	6, 12/08/2023, Golden State at Oklahoma City	
9, 01/24/2024, Golden State vs Atlanta (Twice)	DREB	9, 01/24/2024, Golden State vs Atlanta (3 times)	
12, 12/08/2023, Golden State at Oklahoma City	REB	12, 12/08/2023, Golden State at Oklahoma City	
6, 02/23/2024, Golden State vs Charlotte (Twice)	AST	6, 02/23/2024, Golden State vs Charlotte (5 times)	
3, 01/30/2024, Golden State vs Philadelphia	STL	4, 03/03/2023, Golden State vs New Orleans	
6, 12/28/2023, Golden State vs Miami	TO	6, 12/28/2023, Golden State vs Miami (Twice)	
3, 03/06/2024, Golden State vs Milwaukee (Twice)	BLK	3, 03/06/2024, Golden State vs Milwaukee (3 times)	
31, 01/25/2024, Golden State vs Sacramento	PTS	31, 01/25/2024, Golden State vs Sacramento	

5	C-F	KEVON LOONEY (keh-VON LOO-nee)	6'9"	260	9 <sup>TH</sup> YEAR	UCLA
---	-----	--------------------------------	------	-----	----------------------	------

LAST 5 GAMES	MIN	FGM	FGA	FG%	3PM	3PA	3P%	FTM	FTA	FT%	OREB	DREB	REB	AST	STL	BLK	TO	PF	PTS	+/-
3/11 at SAS	DNP - COACH'S DECISION																			
3/9 vs. SAS	DNP - COACH'S DECISION																			
3/7 vs. CHI	DNP - COACH'S DECISION																			
3/6 vs. MIL	5:56	2	2	100	0	0	0.0	0	0	0.0	0	1	1	1	0	0	0	0	4	6
3/3 at BOS	10:47	0	4	0.0	0	0	0.0	3	4	75.0	1	1	2	1	0	0	1	2	3	-10

**AS OF LATE:** On 3/7 vs. Chicago, Looney did not play although available, receiving a DNP-CD, ending his consecutive games streaks. He had played in 254 consecutive regular season games, the seventh-longest streak in Warriors franchise history and 289 consecutive games, regular season games and playoffs, the fifth-longest streak in franchise history. Looney's streak began on March 23, 2021 vs. Philadelphia and ended on March 6, 2024 vs. Milwaukee. On 11/5/23 at Cleveland, Looney became the 13th player in Warriors franchise history to play in 200-or-more consecutive regular season games.

**2023-24 SEASON:** Appeared in 61 games (36 starts), averaging 4.6 points (59.5 FG%, 67.6 FT%), 5.9 rebounds, 2.0 assists in 16.9 minutes per game.

- Has scored in double figures in four games.
- Has grabbed 10-or-more rebounds in 10 games.
- Recorded one double-double (11/16 vs. OKC).
- Led the Warriors in rebounding in 14 games, assists in two games.
- On 2/12 at Utah, played in 500th career game, becoming the 20th player in Warriors franchise history to reach the milestone.

2023-24 REGULAR SEASON HIGHS		REGULAR-SEASON CAREER HIGHS	
35, 11/18/2023, Golden State vs Oklahoma City	MIN	36, 03/11/2023, Golden State vs Milwaukee	
6, 11/16/2023, Golden State vs Oklahoma City	FGM	8, 03/17/2023, Golden State at Atlanta (Twice)	
9, 11/16/2023, Golden State vs Oklahoma City	FGA	12, 04/25/2021, Golden State vs Sacramento	
0, 03/06/2024, Golden State vs Milwaukee	3PM	1, 03/19/2021, Golden State at Memphis	
1, 01/27/2024, Golden State vs L.A. Lakers	3PA	3, 02/23/2020, Golden State vs New Orleans	
3, 03/03/2024, Golden State at Boston (3 times)	FTM	6, 01/02/2023, Golden State vs Atlanta	
4, 03/03/2024, Golden State at Boston (4 times)	FTA	8, 01/22/2023, Golden State vs Brooklyn (3 times)	
7, 01/07/2024, Golden State vs Toronto (3 times)	OREB	12, 11/10/2021, Golden State vs Minnesota	
10, 11/11/2023, Golden State vs Cleveland	DREB	13, 03/23/2022, Golden State at Miami	
16, 11/18/2023, Golden State vs Oklahoma City	REB	20, 01/02/2023, Golden State vs Atlanta	
7, 12/23/2023, Golden State vs Portland	AST	9, 12/16/2022, Golden State at Philadelphia	
3, 10/27/2023, Golden State at Sacramento	STL	5, 03/11/2023, Golden State vs Milwaukee	
3, 02/02/2024, Golden State at Memphis (Twice)	TO	5, 01/20/2022, Golden State vs Indiana	
2, 02/27/2024, Golden State at Washington (3 times)	BLK	6, 03/17/2018, Golden State at Phoenix	
13, 11/16/2023, Golden State vs Oklahoma City	PTS	18, 03/17/2023, Golden State at Atlanta	

**2022-23 SEASON:** With the Golden State Warriors, appeared in all 82 games (70 starts), averaging 7.0 points (63.0 FG%, 60.6 FT%), team-high and career-high 9.3 rebounds, 2.5 assists in 23.9 minutes per game... Led the NBA in offensive rebounds in 2022-23 with a career-high 274... Has played in all 82 regular season games in each of the last two seasons (2021-22 and 2022-23).

#### CAREER-HIGH POINTS

- Quarter: 9 (three times), last 1st QTR, 1/3/19 GSW vs. HOU
- Half: 12 (four times), last 1st half, 1/3/19 GSW at ATL

#### ETC. STATS

- When he grabs at least eight offensive rebounds in a regular season game, the Warriors are 6-0.
- When he records at least 17 rebounds in a regular season game, the Warriors are 5-0.

4	G	MOSES MOODY	6'5"	215	3 <sup>RD</sup> YEAR	ARKANSAS
---	---	-------------	------	-----	----------------------	----------

LAST 5 GAMES	MIN	FGM	FGA	FG%	3PM	3PA	3P%	FTM	FTA	FT%	OREB	DREB	REB	AST	STL	BLK	TO	PF	PTS	+/-
3/11 at SAS	11:58	1	3	33.3	0	0	0.0	0	0	0.0	0	1	1	0	1	2	0	1	2	5
3/9 vs. SAS	26:16	2	11	18.2	0	6	0.0	5	6	83.3	1	4	5	0	0	1	1	2	9	-9
3/7 vs. CHI	22:51	4	9	44.4	0	4	0.0	2	2	100	5	4	9	0	1	0	2	2	10	-2
3/6 vs. MIL	20:46	3	7	42.9	0	0	0.0	0	0	0.0	1	3	4	1	1	1	0	0	6	22
3/3 at BOS	19:17	5	9	55.6	1	4	25.0	0	0	0.0	1	3	4	0	0	0	1	1	11	-22

**2023-24 SEASON:** Appeared in 50 games (eight starts), averaging 8.1 points (45.6 FG%, 32.7 3P%, 78.9 FT%), 3.2 rebounds, 0.7 assists in 17.7 minutes per game. In eight starts this season (Warriors 6-2), Moody is averaging 13.0 points (53.4 FG%, 40.0 3P%, 70.6 FT%), 3.9 rebounds, 1.4 assists in 24.5 minutes per game.

- Has scored in double figures in 21 games, 20-or-more in three.
- Led the Warriors in scoring in one game, rebounding in one game.
- Missed nine games due to left calf strain (1/12 at CHI, 1/13 at MIL, 1/15 at MEM, 1/24 vs. ATL, 1/25 vs. SAC, 1/27 vs. LAL, 1/30 vs. PHI, 2/2 at MEM, 2/3 at ATL).
- Warriors are 3-1 in his three starts this season (10/30, 11/24, 11/30, 12/2).
- On 10/30/23 at New Orleans, made 15th career start, recording 13 points (5-8 FG, 2-5 3P, 1-1 FT), three rebounds, four assists in 21 minutes.
- On 11/22/23 at Phoenix, grabbed a game-high and career-high nine rebounds to go along with eight points, one assist and one block in 23 minutes off the bench.
- Made eight consecutive field goal attempts (including all four 3-point attempts) spanning two games (11/24 vs. SAS and 11/28 at SAC) for second-longest field goal streak in career (13 longest).
- On 2/5 at Brooklyn returned to the lineup after missing the previous nine games due to a left calf strain suffered on January 10 vs. New Orleans. Exited the Jan. 10 game vs. New Orleans with 7:55 remaining in the fourth quarter, suffering a grade 1 (mild) calf strain.
- On 2/27 at Washington, Moody made his fifth start of the season in place of Andrew Wiggins (personal family matter), recording 12 points, three rebounds, one assist and two steals.

**2022-23 SEASON:** With the Golden State Warriors, appeared in 63 games (three starts), averaging 4.8 points (47.6 FG%, 36.3 3P%, 69.8 FT%), 1.7 rebounds, 0.8 assists in 13.0 minutes per game.

#### CAREER-HIGH POINTS

- Quarter: 15, 1st QTR, 3/7/23 GSW at DEN
- Half: 22, 1st half, 3/7/23 GSW at DEN

2023-24 REGULAR SEASON HIGHS		REGULAR-SEASON CAREER HIGHS	
32, 12/02/2023, Golden State at L.A. Clippers	MIN	37, 02/01/2022, Golden State at San Antonio	
8, 01/10/2024, Golden State vs New Orleans	FGM	10, 04/09/2023, Golden State at Portland (Twice)	
18, 01/10/2024, Golden State vs New Orleans	FGA	23, 03/07/2022, Golden State at Denver	
4, 02/27/2024, Golden State at Washington (3 times)	3PM	6, 02/01/2022, Golden State at San Antonio	
8, 01/10/2024, Golden State vs New Orleans	3PA	12, 03/07/2022, Golden State at Denver	
9, 12/02/2023, Golden State at L.A. Clippers	FTM	9, 12/02/2023, Golden State at L.A. Clippers	
10, 12/02/2023, Golden State at L.A. Clippers	FTA	10, 12/02/2023, Golden State at L.A. Clippers	
5, 03/07/2024, Golden State vs Chicago	OREB	5, 03/07/2024, Golden State vs Chicago	
8, 11/22/2023, Golden State at Phoenix	DREB	8, 11/22/2023, Golden State at Phoenix	
9, 03/07/2024, Golden State vs Chicago (Twice)	REB	9, 03/07/2024, Golden State vs Chicago (Twice)	
4, 10/30/2023, Golden State at New Orleans	AST	4, 10/30/2023, Golden State at New Orleans (4 times)	
3, 11/06/2023, Golden State at Detroit (3 times)	STL	3, 11/06/2023, Golden State at Detroit (3 times)	
2, 03/07/2024, Golden State vs Chicago (9 times)	TO	4, 11/04/2022, Golden State at New Orleans	
2, 03/11/2024, Golden State at San Antonio (4 times)	BLK	3, 10/25/2022, Golden State at Phoenix	
21, 01/10/2024, Golden State vs New Orleans (3 times)	PTS	30, 03/07/2022, Golden State at Denver	

# 3 G CHRIS PAUL 6'0" 191 19<sup>TH</sup> YEAR WAKE FOREST

LAST 5 GAMES	MIN	FGM	FGA	FG%	3PM	3PA	3P%	FTM	FTA	FT%	OREB	DREB	REB	AST	STL	BLK	TO	PF	PTS	+/-
3/11 at SAS	33:03	9	19	47.4	1	4	25.0	0	0	0.0	2	7	9	8	1	0	1	4	19	7
3/9 vs. SAS	29:13	4	9	44.4	2	3	66.7	0	0	0.0	0	4	4	9	3	0	0	1	10	-3
3/7 vs. CHI	24:15	6	8	75.0	1	3	33.3	2	2	100	1	3	4	5	0	0	1	0	15	-15
3/6 vs. MIL	19:52	2	5	40.0	2	5	40.0	0	0	0.0	0	2	2	9	3	0	2	1	6	14
3/3 at BOS	21:14	1	6	16.7	0	3	0.0	0	0	0.0	0	3	3	7	1	0	2	0	2	-29

**AS OF LATE:** Since returning to the lineup eight games ago, Paul is averaging 10.6 points (46.5 FG%, 42.4 3P%, 83.3 FT%), 4.3 rebounds, 6.9 assists, 2.1 steals in 24.9 minutes per game. On 2/27 at Washington, he returned to the lineup after missing the previous 21 games due to a left hand fracture (1/7-2/25). On 1/5 vs. Detroit, left game with 5:39 left in the third quarter with a fractured left hand.

**MILESTONE WATCH:** Chris Paul (2,597 career steals) needs three to reach 2,600 to become only the third player in NBA history with that many, joining John Stockton (3,265) and Jason Kidd (2,684). Paul (1,698 career 3-pointers) needs two to reach 1,700 to become the 32nd player in NBA history to reach the milestone.

**2023-24 SEASON:** Appeared in 40 games (13 starts), averaging 9.3 points (43.4 FG%, 37.5 3P%, 83.3 FT%), 3.9 rebounds, a team-high 7.1 assists, 1.3 steals in 27.0 minutes per game. Paul is ranked second in the NBA in assists per turnover (6.06).

- Has scored in double figures in 18 games, one 20-point game.
- Dished out 10-or-more assists in 10 games (three of those without a turnover).
- Recorded four double-doubles (10/27 at SAC, 11/18 vs. OKC, 11/20 vs. HOU, 12/12 at PHX).
- Led the Warriors in assists in 22 games.
- In career, has recorded 512 games (four this season with the Warriors) with at least 10 points and 10 assists, trailing only Magic Johnson (543) and John Stockton (714).
- In career, has 58 regular season games with at least 10 assists and no turnovers (three this season with the Warriors), the most such games since individual turnovers were first tracked in 1977-78, according to the Elias Sports Bureau.
- Missed 24 games this season - two games due to a left lower leg nerve contusion (11/30 vs. LAC, 12/2 at LAC), one to illness (12/8 at OKC) and 21 to a left hand fracture (1/7 vs. TOR - 2/25 vs. DEN).
- On 10/27/23 at Sacramento, tied franchise record for most assists in first road game for a Warrior with 12 assists (John Lucas, 12, 10/15/78).
- His 21 assists (nine vs. Phoenix, 12 at Sacramento) in first two games as a Warrior are the second-most in franchise history, trailing only John Lucas's 24 assists in 1978.
- On 10/29/23 at Houston, came off the bench for the first time in 19-year NBA career. Entering the game Paul had started all 1,365 career games, regular season (1,216) and playoffs (149)... According to the Elias Sports Bureau, since 1970-71 when starters were first recorded, Paul's streak of 1,216 regular season games started is the longest to start a career and ranks fifth all-time behind 1. Karl Malone, 1442; 2. Kevin Garnett 1424; 3. John Stockton, 1255; 4. Reggie Miller 1244. Paul's streak of starting in the regular season and playoffs (1,365 career games) was ranked fifth (first is Karl Malone with 1,635).
- On 11/23 at Oklahoma City, dished out 13 assists (no turnovers) in 28 minutes off the bench, becoming the first Warriors player off the bench to record that many assists without a turnover (prev. 10, Andre Iguodala, 12/14/17) since 1977-78, when individual turnovers were first tracked.
- With 21 assists and no turnovers in two games, Paul became the first Warriors player (start or come off the bench) to record that many assists without a turnover in a two-game span, since 1977-78 when individual turnovers were first tracked, according to the Elias Sports Bureau (8 AST on 11/1/23 vs. SAC, 13 AST on 11/3/23 at OKC).
- Paul is only one of five players to ever have that many assists with zero turnovers in a two-game span off the bench since 1977-78 - Jose Calderon (22 AST in 2007-08), Earl Boykins (21 AST in 2004-05), Rory Sparrow (23 AST in 1984-85), and John Lucas (21 AST in 1981-82).
- The last time a player had 21-or-more assists in a two-game span, starting or coming off the bench was Indiana's Tyrese Haliburton (started both games) who had 25 assists in two games in L.A. (11 AST on 11/27/22 at LAC and 14 AST on 11/28/22 at LAL).
- On 11/8/23 at Denver, streak of 31 consecutive assists without a turnover ended. It was the third-longest stretch in Paul's career.
- On 11/18/23 vs. Oklahoma City, recorded his second double-double of the season with 12 points and 11 assists (no turnovers). It was the second time this season and the 57th time in his career Paul has recorded at least 10 assists without a turnover, the most such games since individual turnovers were first tracked in 1977-78, according to the Elias Sports Bureau. In Warriors franchise history, the most games with 10-or-more assists and zero turnovers in a single season is three, held by Tim Hardaway (1990-91) and Muggsy Bogues (1997-98).
- On 11/20/23 vs. Houston, since 1977-78 season, when turnovers were first tracked for individual players, Paul this season is the only player with at least 115 assists and 18-or-fewer turnovers over his first 15 games of a season.
- On 11/22/23 at Phoenix, recorded six points, six assists, two rebounds before being assessed two technicals with 23 seconds left before halftime, leading to his fourth career ejection.
- Had three consecutive games in which he dished out 10-or-more assists coming off the bench, becoming the first Warriors player since 1970 to record three consecutive 10-assist games as a reserve, according to the Elias Sports Bureau (12 on 12/19 vs. BOS; 10 on 12/22 vs. WAS; 11 on 12/23 vs. POR). The last NBA player to do this was Russell Westbrook in four consecutive games in 2022-23. On 12/19 vs. BOS, dished out 12 assists without a turnover, the third game this season with 10-or-more assists and no turnovers, tied for second-most such games. Paul is the only player this season to have a 10-assist, 0-turnover game coming off the bench. Paul ties Muggsy Bogues (1997-98) and Tim Hardaway (1990-91) for the most 10-assist games without a turnover in a single season (3).

**2022-23 SEASON:** With the Phoenix Suns, appeared in 59 games (all starts), averaging 13.9 points (44.0 FG%, 37.5 3P%, 83.1 FT%), 4.3 rebounds, 8.9 assists, 1.5 steals in 32.0 minutes per game... Ranked fourth in the NBA in assists per game and assists-to-turnover ratio (4.8) and ninth in total assists (524) and steals per game (1.5).

## CAREER-HIGH POINTS

- Quarter: 20, 2nd QTR, OKC at HOU, 1/20/20
- Half: 29 (twice), 2nd half, NOH at NYK, 11/2/09; 2nd half, NOH at SAS, 1/31/09

## ETC. STATS

- When he has dished out 20-or-more assists in a regular season game, his teams are 4-0.
- When he has recorded a triple-double in a regular season game, his teams are 15-3.

2023-24 REGULAR SEASON HIGHS		REGULAR-SEASON CAREER HIGHS	
38, 11/18/2023, Golden State vs Oklahoma City	MIN	51, 02/09/2011, New Orleans at New Jersey	
9, 03/11/2024, Golden State at San Antonio (Twice)	FGM	18, 02/06/2008, New Orleans at Phoenix	
19, 03/11/2024, Golden State at San Antonio	FGA	33, 02/06/2008, New Orleans at Phoenix	
6, 12/30/2023, Golden State vs Dallas	3PM	7, 04/06/2023, Phoenix vs Denver	
9, 12/30/2023, Golden State vs Dallas	3PA	12, 04/06/2023, Phoenix vs Denver (Twice)	
6, 10/24/2023, Golden State vs Phoenix	FTM	19, 11/03/2012, L.A. Clippers vs Golden State	
7, 10/24/2023, Golden State vs Phoenix	FTA	20, 11/03/2012, L.A. Clippers vs Golden State	
2, 03/11/2024, Golden State at San Antonio	OREB	4, 01/16/2015, L.A. Clippers vs Cleveland (3 times)	
7, 03/11/2024, Golden State at San Antonio (Twice)	DREB	12, 12/16/2006, NO/Okla. City vs Dallas	
9, 03/11/2024, Golden State at San Antonio	REB	13, 01/06/2022, Phoenix vs L.A. Clippers	
13, 11/03/2023, Golden State at Oklahoma City	AST	21, 11/06/2007, New Orleans at L.A. Lakers	
4, 02/27/2024, Golden State at Washington	STL	9, 02/20/2008, New Orleans vs Dallas	
4, 11/14/2023, Golden State vs Minnesota	TO	8, 11/17/2018, Houston vs Sacramento	
1, 01/05/2024, Golden State vs Detroit (3 times)	BLK	3, 12/11/2019, Oklahoma City at Sacramento	
24, 12/30/2023, Golden State vs Dallas	PTS	43, 04/03/2009, New Orleans at Golden State (Twice)	



LAST 5 GAMES	MIN	FGM	FGA	FG%	3PM	3PA	3P%	FTM	FTA	FT%	OREB	DREB	REB	AST	STL	BLK	TO	PF	PTS	+/-
3/11 at SAS	14:47	0	0	0.0	0	0	0.0	0	0	0.0	0	0	0	2	0	0	0	1	0	1
3/9 vs. SAS	IL - ILLNESS																			
3/7 vs. CHI	10:43	0	1	0.0	0	0	0.0	0	0	0.0	1	1	2	1	0	0	1	1	0	2
3/6 vs. MIL	15:54	4	4	100	1	1	100	0	0	0.0	0	3	3	0	1	1	0	2	9	19
3/3 at BOS	22:09	3	5	60.0	0	0	0.0	0	1	0.0	2	2	4	1	1	0	3	1	6	-23

2023-24 REGULAR SEASON HIGHS		REGULAR-SEASON CAREER HIGHS	
24, 11/06/2023, Golden State at Detroit	MIN	35, 01/03/2020, Washington vs Portland	
6, 02/27/2024, Golden State at Washington (Twice)	FGM	11, 04/11/2018, L.A. Lakers at L.A. Clippers	
10, 02/27/2024, Golden State at Washington (Twice)	FGA	19, 04/11/2018, L.A. Lakers at L.A. Clippers	
3, 10/29/2023, Golden State at Houston	3PM	4, 12/23/2021, Golden State vs Memphis	
6, 10/30/2023, Golden State at New Orleans	3PA	7, 12/23/2021, Golden State vs Memphis (Twice)	
2, 02/12/2024, Golden State at Utah (Twice)	FTM	3, 01/31/2022, Golden State at Houston (4 times)	
2, 02/23/2024, Golden State vs Charlotte (6 times)	FTA	6, 11/10/2021, Golden State vs Minnesota	
4, 02/27/2024, Golden State at Washington (Twice)	OREB	4, 02/27/2024, Golden State at Washington (6 times)	
4, 11/28/2023, Golden State at Sacramento (Twice)	DREB	10, 04/11/2018, L.A. Lakers at L.A. Clippers	
6, 11/06/2023, Golden State at Detroit	REB	12, 04/11/2018, L.A. Lakers at L.A. Clippers	
3, 02/14/2024, Golden State vs L.A. Clippers	AST	5, 04/02/2022, Golden State vs Utah (4 times)	
3, 02/27/2024, Golden State at Washington (3 times)	STL	6, 02/16/2022, Golden State vs Denver (3 times)	
3, 03/03/2024, Golden State at Boston	TO	2, 01/08/2020, Washington at Orlando (Twice)	
1, 03/06/2024, Golden State vs Milwaukee	BLK	2, 04/07/2023, Golden State at Sacramento (6 times)	
15, 10/29/2023, Golden State at Houston	PTS	25, 04/11/2018, L.A. Lakers at L.A. Clippers	

[illegible]

2023-24 & REGULAR-SEASON CAREER HIGHS	
MIN	39, 11/14/2023, Golden State vs Minnesota
FGM	10, 01/13/2024, Golden State at Milwaukee
FGA	18, 11/14/2023, Golden State vs Minnesota
3PM	5, 02/14/2024, Golden State vs L.A. Clippers
3PA	9, 12/16/2023, Golden State vs Brooklyn
FTM	3, 03/09/2024, Golden State vs San Antonio (5 times)
FTA	6, 02/14/2024, Golden State vs L.A. Clippers
OREB	5, 12/12/2023, Golden State at Phoenix (Twice)
DREB	9, 02/03/2024, Golden State at Atlanta (3 times)
REB	11, 02/05/2024, Golden State at Brooklyn (3 times)
AST	14, 02/02/2024, Golden State at Memphis
STL	5, 12/25/2023, Golden State at Denver
TO	5, 12/16/2023, Golden State vs Brooklyn
BLK	2, 12/02/2023, Golden State at L.A. Clippers
PTS	25, 02/14/2024, Golden State vs L.A. Clippers



LAST 5 GAMES	MIN	FGM	FGA	FG%	3PM	3PA	3P%	FTM	FTA	FT%	OREB	DREB	REB	AST	STL	BLK	TO	PF	PTS	+/-
3/11 at SAS	DNP - COACH'S DECISION																			
3/9 vs. SAS	8:58	1	3	33.3	0	2	0.0	0	0	0.0	0	1	1	0	0	0	0	1	2	-11
3/7 vs. CHI	0:02	0	1	0.0	0	1	0.0	0	0	0.0	0	0	0	0	0	0	0	0	0	0
3/6 vs. MIL	4:15	1	2	50.0	1	2	50.0	0	0	0.0	0	4	4	0	1	0	0	0	3	9
3/3 at BOS	33:12	7	16	43.8	3	10	30.0	0	0	0.0	1	4	5	0	0	0	1	3	17	-37

**AS OF LATE:** On 3/3 at Boston, tied career high with team-high 17 points and set new career highs in field goals made (7) and attempted (16), 3-pointers attempted (10) and minutes (33).

On February 22, the Warriors converted Quiñones' Two-way contract to a standard NBA contract. He became the seventh player to have his two-way contract converted to a standard NBA contract by Golden State, joining Quinn Cook (2017-18), Marquese Chriss (2019-20), Ky Bowman (2019-20), Damion Lee (2019-20), Juan Toscano-Anderson (2020-21) and Anthony Lamb (2022-23). The NBA introduced two-way contracts prior to the 2017-18 season.

**2023-24 SEASON (GOLDEN STATE):** Appeared in 29 games as a reserve, averaging 4.7 points (39.5 FG%, 35.6 3P%, 68.0 FT%), 2.3 rebounds, 1.0 assists in 12.2 minutes per game.

- Has scored in double figures in four games.
- Led the Warriors in scoring in one game.
- On 2/23 vs. Charlotte, recorded five points and four points before picking up two technical fouls leading to an ejection with 0:12 left in the fourth quarter.

**2023-24 SEASON (SANTA CRUZ):** Appeared in 16 games (regular season + showcase), averaging 23.5 points (41.1 FG%, 33.1 3P%, 78.3 FT%), 6.0 rebounds, 3.6 assists in 31.4 minutes per game.

**2022-23 SEASON:** Was a Two-way player with the Golden State Warriors, appearing in four games (all as a reserve), averaging 2.5 points (.400 FG%, .500 3P%), 0.8 rebounds, 0.5 assists in 4.5 minutes per game with Golden State and with Santa Cruz, named the 2022-23 Kia NBA G League Most Improved Player after averaging 21.8 points (45.0 FG%, 35.4 3P%, 77.8 FT%), 7.0 rebounds, 4.8 assists, in 32.0 minutes per game in 31 regular season appearances (all starts)... Also named to the 2022-23 NBA G League All-Rookie Team.

#### CAREER-HIGH POINTS

- Quarter: 9, 4th QTR, 4/9/23 GSW at POR
- Half: 9, 2nd H, 4/9/23 GSW at POR

#### 2022-23 SEASON (GOLDEN STATE)

- As a rookie, appeared in four games (all as a reserve), averaging 2.5 points (.400 FG%, .500 3P%), 0.8 rebounds, 0.5 assists in 4.5 minutes per game.
- On 4/9 at Portland, recorded a career-high nine points (2-2 FG, 2-2 3P, 3-4 FT), one rebound, one assist, one steal (first career) in career-high 11 minutes off the bench. Also made first NBA field goal, a 3-pointer.
- On 3/31 vs. San Antonio, made first career NBA appearance, recording one rebound in one minute off the bench.
- On March 17, signed to a Two-way contract.
- Signed to a 10-day contract with Golden State on March 2, 2023.

#### 2022-23 SEASON (SANTA CRUZ)

- Named the 2022-23 Kia NBA G League Most Improved Player, averaging 21.8 points (.450 FG%, .354 3P%, .778 FT%), 7.0 rebounds, 4.8 assists, in 32.0 minutes per game in 31 regular season appearances (all starts).
- Named to the 2022-23 NBA G League All-Rookie Team.
- Appeared in 39 games (regular season and Showcase), averaging 19.2 points (.466 FG%, .388 3P%, .778 FT%), 6.1 rebounds, 3.9 assists in 31.2 minutes per game in 2022-23.
- On 3/15 vs. Salt Lake City Stars, recorded a season-high 46 points, 12 rebounds, four assists and one steal in leading the Warriors to a 132-129 win vs. the Salt Lake City Stars on March 15.
- Twice named the NBA G League Player of the Week - games played from February 13 to February 26, 2023; second time - March 13 to March 19, 2023.

2023-24 REGULAR SEASON HIGHS		REGULAR-SEASON CAREER HIGHS	
33, 03/03/2024, Golden State at Boston	MIN	33, 03/03/2024, Golden State at Boston	
7, 03/03/2024, Golden State at Boston	FGM	7, 03/03/2024, Golden State at Boston	
16, 03/03/2024, Golden State at Boston	FGA	16, 03/03/2024, Golden State at Boston	
4, 02/07/2024, Golden State at Philadelphia (Twice)	3PM	4, 02/07/2024, Golden State at Philadelphia (Twice)	
10, 03/03/2024, Golden State at Boston	3PA	10, 03/03/2024, Golden State at Boston	
3, 02/22/2024, Golden State vs L.A. Lakers (Twice)	FTM	3, 02/22/2024, Golden State vs L.A. Lakers (3 times)	
4, 02/15/2024, Golden State at Utah	FTA	4, 02/15/2024, Golden State at Utah (Twice)	
4, 02/03/2024, Golden State at Atlanta	OREB	4, 02/03/2024, Golden State at Atlanta	
5, 02/08/2024, Golden State at Indiana (Twice)	DREB	5, 02/08/2024, Golden State at Indiana (Twice)	
7, 02/05/2024, Golden State at Brooklyn	REB	7, 02/05/2024, Golden State at Brooklyn	
5, 02/08/2024, Golden State at Indiana	AST	5, 02/08/2024, Golden State at Indiana	
2, 02/05/2024, Golden State at Brooklyn	STL	2, 02/05/2024, Golden State at Brooklyn	
2, 02/22/2024, Golden State vs L.A. Lakers (3 times)	TO	2, 02/22/2024, Golden State vs L.A. Lakers (5 times)	
1, 02/08/2024, Golden State at Indiana (Twice)	BLK	1, 02/08/2024, Golden State at Indiana (Twice)	
17, 03/03/2024, Golden State at Boston (Twice)	PTS	17, 03/03/2024, Golden State at Boston (Twice)	

15F

GUI (Ghee) SANTOS

6'7"

218

1<sup>ST</sup> YEAR

MINAS (BRAZIL)

LAST 5 GAMES	MIN	FGM	FGA	FG%	3PM	3PA	3P%	FTM	FTA	FT%	OREB	DREB	REB	AST	STL	BLK	TO	PF	PTS	+/-
3/11 at SAS	IL - G LEAGUE ASSIGNMENT																			
3/9 vs. SAS	5:31	0	0	0.0	0	0	0.0	0	0	0.0	0	1	1	1	0	0	0	1	0	1
3/7 vs. CHI	DNP - COACH'S DECISION																			
3/6 vs. MIL	4:15	0	1	0.0	0	1	0.0	0	0	0.0	0	0	0	0	0	0	0	0	0	9
3/3 at BOS	19:16	2	4	50.0	1	2	50.0	0	0	0.0	3	6	9	3	0	0	3	0	5	-1

**AS OF LATE:** Played for Santa Cruz on Sunday after being assigned following the March 9 game vs. San Antonio and recorded a team-high 26 points (9-15 FG, 5-10 3P, 2-3 FT), eight rebounds, two assists, two steals and one block in 33 minutes in the 112-105 win over Rio Grande Valley Vipers at Chase Center. On 2/8 at Indiana, Santos set new career highs in points (13), minutes (21), field goals made (five) and attempted (eight) and 3-pointers made (two).

**2023-24 SEASON (GOLDEN STATE):** Appeared in 17 games (all as a reserve), averaging 3.5 points (48.7 FG%, 38.9 3P%, 93.3 FT%), 2.6 rebounds, 0.6 assists in 8.7 minutes per game.

- Led the Warriors in rebounding in two games.
- On 11/16/23 vs. Oklahoma City, made NBA debut, recording two points (1-3 FG, 0-1 3P), three rebounds and one assist in four minutes off the bench.
- Assigned to Santa Cruz on 2/24/24, recalled on 2/25/24; assigned on 1/12/24, recalled on 1/20/24; assigned on 11/21/23, recalled on 11/22/23.
- Signed by the Warriors (11/7/23) and assigned to Santa Cruz.
- Has missed five games - one due to a left ankle sprain (1/7) and four due to right knee inflammation (2/25, 2/27, 2/29, 3/1).

**2023-24 SEASON (SANTA CRUZ):** Appeared in 25 games (regular season + showcase), averaging 14.4 points (46.2 FG%, 30.9 3P%, 70.6 FT%), 7.0 rebounds, 2.9 assists in 28.1 minutes per game.

**2022-23 SEASON:** With the Santa Cruz Warriors, appeared in 43 games (regular season and Showcase), averaging 10.9 points (.484 FG%, .328 3P%, .750 FT%), 6.0 rebounds, 2.4 assists in 25.1 minutes per game.

**NBA CAREER TRANSACTIONS**

- Selected by the Golden State Warriors in the second round (55th overall) of the 2022 NBA Draft.

2023-24 & REGULAR-SEASON CAREER HIGHS	
MIN	21, 02/08/2024, Golden State at Indiana
FGM	5, 02/08/2024, Golden State at Indiana
FGA	8, 02/08/2024, Golden State at Indiana
3PM	2, 02/08/2024, Golden State at Indiana
3PA	3, 01/10/2024, Golden State vs New Orleans
FTM	3, 02/05/2024, Golden State at Brooklyn
FTA	3, 02/05/2024, Golden State at Brooklyn
OREB	3, 03/03/2024, Golden State at Boston
DREB	6, 03/03/2024, Golden State at Boston (Twice)
REB	9, 03/03/2024, Golden State at Boston
AST	3, 03/03/2024, Golden State at Boston (Twice)
STL	1, 02/12/2024, Golden State at Utah (3 times)
TO	3, 03/03/2024, Golden State at Boston
BLK	2, 02/05/2024, Golden State at Brooklyn
PTS	13, 02/08/2024, Golden State at Indiana

20C-F

DARIO SARIC (DAH-ree-oh SHAH-ritch)

6'10"

259

7<sup>TH</sup> YEAR

ANADOLU/CROATIA

LAST 5 GAMES	MIN	FGM	FGA	FG%	3PM	3PA	3P%	FTM	FTA	FT%	OREB	DREB	REB	AST	STL	BLK	TO	PF	PTS	+/-
3/11 at SAS	DNP - COACH'S DECISION																			
3/9 vs. SAS	3:13	1	2	50.0	0	1	0.0	0	0	0.0	0	0	0	0	0	0	0	2	2	-6
3/7 vs. CHI	DNP - COACH'S DECISION																			
3/6 vs. MIL	4:15	0	0	0.0	0	0	0.0	0	0	0.0	0	1	1	2	0	0	1	0	0	9
3/3 at BOS	12:42	2	4	50.0	0	2	0.0	0	1	0.0	0	2	2	0	0	0	1	0	4	-14

**2023-24 SEASON:** Appeared in 60 games (nine starts), averaging 8.4 points (46.6 FG%, 37.6 3P%, 85.4 FT%), 4.6 rebounds, 2.4 assists in 17.8 minutes per game.

- Scored in double figures in 28 games, 20-or-more in three games (all in IST).
- Grabbed 10-or-more rebounds in three games.
- Recorded two double-doubles (11/12, 12/8).
- Led the Warriors in rebounding in seven games, assists in two.
- Has missed two games this season due to illness (2/2, 2/3).
- On 11/3/23 at Oklahoma City, recorded 20 points (6-9 FG, 4-7 3P, 4-4 FT), six rebounds, three assists, one steal in 20 minutes off the bench. Had 11 points (4-5 FG, 3-4 3P) in the first quarter.
- On 11/8/23 at Denver, made first start as a Warrior on 11/8 at DEN (218th career start).
- On 11/14/23 vs. Minnesota, in second start of the season, tallied a season-high 21 points (6-15 FG, 3-11 3P, 6-6 FT), four rebounds, four assists, two steals in 32 minutes.

**2022-23 SEASON:** Began season with the Phoenix Suns before being traded to the Oklahoma City Thunder (Feb. 9, 2023)... Appeared in 57 games (12 starts), averaging 6.4 points (.458 FG%, .391 3P%, .829 FT%), 3.6 rebounds, 1.3 assists in 14.1 minutes per game with Phoenix and Oklahoma City... Helped Oklahoma City upset Pelicans in the first game of the play-in tournament, but the Thunder fell to the Timberwolves to secure the eighth and final 2023 NBA Playoffs spot.

**CAREER-HIGH POINTS**

- Quarter: 15, 1st QTR, PHI at MIL, 3/4/18
- Half: 22, 2nd H, PHI at CHI, 3/24/17; has twice had 20-point halves (other: 20, H2, PHI at CHI, 12/18/17)

**NBA HONORS**

- Named to 2016-17 All-Rookie First Team.
- Named Rookie of the Month twice (February, March).

**NBA CAREER**

- Began last season with Phoenix and finished with Oklahoma City, appearing in 20 games (all as a reserve) for the Thunder, averaging 7.4 points (.515 FG%, .391 3P%, .844 FT%), 3.3 rebounds, 0.9 assists in 13.7 minutes per game.
- Played first two-and-a-half seasons (2016-17 – 2018-19) with Philadelphia, appearing in 172 games (122 starts), averaging 13.5 points (.427 FG%, .351 3P%, .825 FT%), 6.5 rebounds, 2.4 assists in 28.1 minutes per game.
- Finished the 2018-19 season with Minnesota, appearing in 68 games (28 starts), averaging 10.5 points (.454 FG%, .383 3P%, .875 FT%), 5.5 rebounds, 1.5 assists in 23.9 minutes per game.
- In each of his first four NBA seasons averaged double-figures in scoring and at least 5.5 rebounds per game.
- Played two-and-a-half seasons (2019-20 – 2022-23) with Phoenix, appearing in 153 games (67 starts), averaging 8.9 points (.458 FG%, .360 3P%, .841 FT%), 4.8 rebounds, 1.6 assists in 19.8 minutes per game.
- Missed the entire 2021-22 season due to a ACL injury.

2023-24 REGULAR SEASON HIGHS		REGULAR-SEASON CAREER HIGHS	
34, 01/13/2024, Golden State at Milwaukee	MIN	49, 12/15/2017, Philadelphia vs Oklahoma City	
7, 11/24/2023, Golden State vs San Antonio	FGM	12, 03/24/2017, Philadelphia at Chicago	
15, 11/14/2023, Golden State vs Minnesota	FGA	20, 03/19/2017, Philadelphia vs Boston (3 times)	
4, 01/25/2024, Golden State vs Sacramento (3 times)	3PM	5, 04/07/2019, Minnesota vs Oklahoma City (3 times)	
11, 11/14/2023, Golden State vs Minnesota	3PA	11, 11/14/2023, Golden State vs Minnesota (Twice)	
6, 11/14/2023, Golden State vs Minnesota	FTM	9, 02/27/2017, Philadelphia vs Golden State	
6, 11/20/2023, Golden State vs Houston (Twice)	FTA	10, 03/13/2018, Philadelphia vs Indiana (3 times)	
6, 12/08/2023, Golden State at Oklahoma City	OREB	9, 11/24/2018, Minnesota vs Chicago	
7, 01/15/2024, Golden State at Memphis (4 times)	DREB	17, 11/24/2019, Phoenix at Denver	
12, 12/08/2023, Golden State at Oklahoma City	REB	17, 12/14/2019, Phoenix vs San Antonio (Twice)	
7, 01/30/2024, Golden State vs Philadelphia	AST	9, 12/21/2017, Philadelphia vs Toronto	
2, 01/12/2024, Golden State at Chicago (5 times)	STL	5, 10/30/2019, Phoenix at Golden State	
4, 02/23/2024, Golden State vs Charlotte (4 times)	TO	6, 01/10/2023, Phoenix at Golden State (5 times)	
2, 10/24/2023, Golden State vs Phoenix	BLK	3, 11/15/2017, Philadelphia at L.A. Lakers (Twice)	
21, 11/14/2023, Golden State vs Minnesota	PTS	32, 03/24/2017, Philadelphia at Chicago	

# 11 G KLAY THOMPSON 6'6" 220 13<sup>TH</sup> YEAR WASHINGTON STATE

LAST 5 GAMES	MIN	FGM	FGA	FG%	3PM	3PA	3P%	FTM	FTA	FT%	OREB	DREB	REB	AST	STL	BLK	TO	PF	PTS	+/-
3/11 at SAS	30:13	8	21	38.1	4	10	40.0	1	2	50.0	1	1	2	2	1	0	1	0	21	-7
3/9 vs. SAS	24:51	8	16	50.0	5	10	50.0	6	6	100	0	2	2	1	0	1	3	4	27	2
3/7 vs. CHI	27:52	9	21	42.9	5	12	41.7	2	3	66.7	0	1	1	2	2	0	0	1	25	-11
3/6 vs. MIL	21:08	4	7	57.1	2	5	40.0	0	0	0.0	0	2	2	4	0	0	0	1	10	17
3/3 at BOS	12:29	2	4	50.0	1	3	33.3	1	1	100	0	2	2	1	0	0	1	1	6	-20

**AS OF LATE:** Thompson has scored at least 20 points in each of the last three games (24.3 ppg in that span). As a reserve in nine games this season, Thompson is averaging 19.7 points (46.6 FG%, 44.2 3P%, 93.8 FT%), 3.0 rebounds, 2.1 assists in 26.3 minutes per game. He has scored 20-or-more points five times off the bench this season.

On 2/15 at Utah, came off the bench for the first time since his rookie season (2011-12) and scored a season-high 35 points (13-22 FG, 7-13 3P, 2-2 FT), six rebounds, two assists in 28 minutes. It was the most points scored by a Warriors reserve this season and the most by one since Ian Clark tallied 36 points on 3/11/17 at SAS.

**2023-24 SEASON: Appeared in 61 games (52 starts), averaging 17.2 points (42.2 FG%, 38.2 3P%, 91.2 FT%), 3.4 rebounds, 2.2 assists in 29.7 minutes per game... Among the league leaders, ranked fourth in FT%.**

- Has scored in double figures in 51 games, 20-or-more in 24, 30-or-more three times.
- Has led the Warriors in scoring in 13 games and assists in one game.
- Missed three games - one game (10/30 at NOP) due to right knee soreness and two games (1/30 vs. PHI, 2/8 at IND) due to an illness.
- One ejection (11/14 vs. MIN). Has two career ejections (first came last season).
- On 11/1/23 vs. Sacramento, took game-winning jumper with 1.6 seconds left (third career game-winning shot with five seconds or less) - fell through net at 0:0.2 seconds left - to give Warriors a 102-101 win over the Kings.
- On 11/14/23 vs. Minnesota was ejected with 10:17 left in the first quarter, along with Draymond Green and Minnesota's Jaden McDaniels.
- On 12/14 at LA Clippers, tallied a game-high 30 points (16 coming in third quarter - most in any quarter this season for him).
- On 12/19 vs. Boston, made six 3-pointers, passing Vince Carter (2,290) to move into sole possession of eighth place on the NBA all-time career 3-pointers made.
- On 1/27 vs. L.A. Lakers, played in his 758th career game, claiming sole possession of fifth place in that category in Warriors franchise history, passing Nate Thurmond (757).

**2022-23 SEASON:** With the Golden State Warriors, appeared in 69 games (all starts), averaging 21.9 points (43.6 FG%, 41.2 3P%, 87.9 FT%), 4.1 rebounds, 2.4 assists in 33.0 minutes per game... Led the NBA in 3-pointers made (301), becoming the third player in NBA history to make at least 300 in a single season, joining Stephen Curry and James Harden.

## CAREER-HIGH POINTS

- Quarter: 37, 3rd QTR, 1/23/15 GSW vs. SAC
- Half: 40, 1st half, 12/5/16 GSW vs. IND

## ETC. STATS: IN THE REGULAR SEASON, WHEN HE...

- has made at least eight 3-pointers in a game, the Warriors are 20-4.
- has made at least nine 3-pointers in a game, the Warriors are 11-1.
- has made at least 10 3-pointers in a game, the Warriors are 9-0.
- scores at least 30 points in a game, the Warriors are 66-11.
- scores at least 35 points in a game, the Warriors are 33-3.
- scores at least 40 points in a game, the Warriors are 18-0.

## NBA HONORS

- Named to the All-Defensive Second Team (2018-19).
- Named to the All-NBA Third Team in back-to-back seasons (2014-15 and 2015-16).
- Five-time All Star (2015-19); Started in the backcourt alongside teammate Stephen Curry in 2015.
- Earned First Team All-Rookie Honors in 2011-12.
- Named Western Conference Player of the Week four times.
- Became 13th player in NBA history to make 2,000 3-pointers .

## NBA RECORDS

- Holds NBA single-game record for most 3-point field goals made (14) and attempted (24), set on October 29, 2018 at Chicago.
- Set an NBA record for points in a quarter with 37 points on 1/23/15 vs. Sacramento, going a perfect 13-of-13 from the field and 9-of-9 from 3-point range in the third frame, besting the previous record of 33 points set by George Gervin (4/9/78) and Carmelo Anthony (12/10/08).
- Shares NBA record for most field goals made in a quarter with David Thompson (13), 1/23/15 vs. Sacramento (3rd Quarter).
- Has third-longest streak in NBA history with a made 3-pointer in 95 consecutive games, 12/11/16 - 1/8/18, trailing only Stephen Curry (157) and Kyle Korver (127).
- Made 200 3-pointers for the seventh-straight season, joining Stephen Curry as the only players in NBA history to do so.
- Made 10 3-pointers in first half on 10/29/18 at Chicago, setting a new NBA record for most 3-pointers in the first half and tying Chandler Parsons (1/24/14) for most in a half in NBA history.
- Set an NBA record for threes in a quarter with nine on 1/23/15 vs. Sacramento, surpassing the previous record of eight set by Michael Redd (2/20/02) and Joe Johnson (12/16/13).
- Shares NBA record for most 3-point field goals attempted in a half (14) with J.R. Smith, James Harden and Stephen Curry, on 10/29/18 at Chicago.
- Has NBA records for most 3-pointers made in first five seasons in the league (1,060) and first six seasons (1,328).

2023-24 REGULAR SEASON HIGHS		REGULAR-SEASON CAREER HIGHS	
47, 01/27/2024, Golden State vs L.A. Lakers	MIN	55, 11/10/2012, Golden State vs Denver	
13, 02/15/2024, Golden State at Utah	FGM	21, 01/02/2023, Golden State vs Atlanta (Twice)	
24, 01/27/2024, Golden State vs L.A. Lakers	FGA	39, 01/02/2023, Golden State vs Atlanta	
8, 12/14/2023, Golden State at L.A. Clippers	3PM	14, 10/29/2018, Golden State at Chicago	
17, 01/27/2024, Golden State vs L.A. Lakers (Twice)	3PA	24, 10/29/2018, Golden State at Chicago	
6, 03/09/2024, Golden State vs San Antonio (3 times)	FTM	13, 01/29/2017, Golden State at Portland	
7, 11/24/2023, Golden State vs San Antonio	FTA	15, 01/29/2017, Golden State at Portland	
2, 01/13/2024, Golden State at Milwaukee (5 times)	OREB	4, 01/10/2023, Golden State vs Phoenix (Twice)	
9, 11/28/2023, Golden State at Sacramento	DREB	11, 03/17/2023, Golden State at Atlanta (Twice)	
9, 11/28/2023, Golden State at Sacramento	REB	11, 03/17/2023, Golden State at Atlanta (Twice)	
6, 01/12/2024, Golden State at Chicago (Twice)	AST	8, 02/13/2019, Golden State at Portland (4 times)	
3, 03/01/2024, Golden State at Toronto (Twice)	STL	5, 02/10/2016, Golden State at Phoenix (3 times)	
4, 12/08/2023, Golden State at Oklahoma City (Twice)	TO	7, 03/10/2019, Golden State vs Phoenix (Twice)	
3, 11/01/2023, Golden State vs Sacramento	BLK	5, 01/17/2015, Golden State at Houston	
35, 02/15/2024, Golden State at Utah	PTS	60, 12/05/2016, Golden State vs Indiana	

22FANDREW WIGGINS6'7"21010<sup>TH</sup> YEARKANSAS

LAST 5 GAMES	MIN	FGM	FGA	FG%	3PM	3PA	3P%	FTM	FTA	FT%	OREB	DREB	REB	AST	STL	BLK	TO	PF	PTS	+/-
3/11 at SAS	30:05	6	8	75.0	2	3	66.7	2	4	50.0	1	3	4	2	0	0	1	1	16	9
3/9 vs. SAS	26:14	5	12	41.7	1	3	33.3	0	0	0.0	1	5	6	1	1	0	0	3	11	-6
3/7 vs. CHI	15:18	3	6	50.0	0	2	0.0	2	2	100	0	1	1	2	1	0	0	2	8	7
3/6 vs. MIL	13:42	1	5	20.0	1	2	50.0	0	0	0.0	1	1	2	2	1	0	1	0	3	-5
3/3 at BOS	INACTIVE LIST - PERSONAL FAMILY MATTER																			

**AS OF LATE:** Returned to the lineup on 3/6 vs. Milwaukee after missing the last four games (2/27 at Washington, 2/29 at New York, 3/1 at Toronto, 3/3 at Boston) due to a personal family matter.

**2023-24 SEASON:** Appeared in 55 games (43 starts), averaging 12.5 points (45.7 FG%, 35.4 3P%, 72.4 FT%), 4.2 rebounds, 1.7 assists in 26.8 minutes per game.

- Has scored in double figures in 38 games, 20-or-more in eight (including two off the bench), 30-or-more once.
- Grabbed 10-or-more rebounds in two games.
- Recorded two double-doubles (both point-rebound).
- Led the Warriors in scoring in four games, rebounding in five games, assists in one.
- Missed nine games - two games due to right finger soreness (11/30, 12/2), two games due to an illness (12/22, 12/23), one game due to left ankle soreness (2/5), four due to personal family matter (2/27, 2/29, 3/1, 3/3).
- On 12/14 at LA Clippers, came off the bench in a regular season game for the first time in career after starting the previous 656 games. Recorded nine points, three rebounds and one block in 22 minutes.

2023-24 REGULAR SEASON HIGHS		REGULAR-SEASON CAREER HIGHS	
41, 01/27/2024, Golden State vs L.A. Lakers	MIN	49, 03/25/2015, Minnesota vs L.A. Lakers	
12, 11/18/2023, Golden State vs Oklahoma City	FGM	17, 05/11/2021, Golden State vs Phoenix (Twice)	
19, 11/18/2023, Golden State vs Oklahoma City	FGA	33, 11/08/2019, Minnesota vs Golden State	
5, 11/18/2023, Golden State vs Oklahoma City	3PM	8, 12/03/2022, Golden State vs Houston (Twice)	
8, 11/18/2023, Golden State vs Oklahoma City	3PA	11, 11/20/2022, Golden State at Houston (5 times)	
6, 01/30/2024, Golden State vs Philadelphia (Twice)	FTM	17, 11/13/2016, Minnesota vs L.A. Lakers (Twice)	
8, 11/03/2023, Golden State at Oklahoma City	FTA	22, 11/13/2016, Minnesota vs L.A. Lakers	
5, 12/19/2023, Golden State vs Boston	OREB	6, 01/25/2021, Golden State vs Minnesota (Twice)	
8, 11/28/2023, Golden State at Sacramento	DREB	11, 03/23/2018, Minnesota at New York	
10, 02/07/2024, Golden State at Philadelphia (Twice)	REB	11, 03/08/2022, Golden State vs L.A. Clippers (3 times)	
8, 01/12/2024, Golden State at Chicago	AST	11, 01/18/2020, Minnesota vs Toronto	
4, 02/14/2024, Golden State vs L.A. Clippers	STL	6, 04/05/2016, Minnesota at Golden State	
6, 12/08/2023, Golden State at Oklahoma City	TO	6, 12/08/2023, Golden State at Oklahoma City (9 times)	
2, 02/03/2024, Golden State at Atlanta (5 times)	BLK	5, 01/12/2021, Golden State vs Indiana	
31, 11/18/2023, Golden State vs Oklahoma City	PTS	47, 11/13/2016, Minnesota vs L.A. Lakers	

**2022-23 SEASON:** With the Golden State Warriors, appeared in 37 games (all starts), averaging 17.1 points (47.3 FG%, a single-season career-high 39.6 3P%, 61.1 FT%), 5.0 rebounds, 2.3 assists, 1.2 steals in 32.2 minutes per game.

CAREER-HIGH POINTS

- Quarter: 19, 3rd QTR, 2/14/17 MIN vs. CLE
- Half: 27, 1st half, 3/19/21 GSW at MEM

NBA HONORS/AWARDS

- Named 2014-15 NBA Rookie of the Year.
- Named to 2014-15 All-Rookie First Team.
- Won Rookie of the Month award four consecutive months (November 2014-February 2015).

TWO-WAY PLAYERS

12F-CUSMAN GARUBA (oose-mon gah-ROO-bah)6'8"2623<sup>RD</sup> YEARREAL MADRID

LAST 5 GAMES	MIN	FGM	FGA	FG%	3PM	3PA	3P%	FTM	FTA	FT%	OREB	DREB	REB	AST	STL	BLK	TO	PF	PTS	+/-
3/11 at SAS	INACTIVE LIST																			
3/9 vs. SAS	INACTIVE LIST																			
3/7 vs. CHI	INACTIVE LIST																			
3/6 vs. MIL	INACTIVE LIST																			
3/3 at BOS	INACTIVE LIST																			

**2023-24 SEASON (GOLDEN STATE):** Appeared in three games, totaling one rebound, one assist and one steal in eight minutes off the bench.

**2023-24 SEASON (SANTA CRUZ):** Appeared in 25 games (regular season + showcase), averaging 12.3 points (61.0 FG%, 17.6 3P%, 55.0 FT%), 9.9 rebounds, 1.6 assists, 1.3 steals, 1.4 blocks in 25.1 minutes per game.

**2022-23 SEASON:** With the Houston Rockets, appeared in 75 games (one start), averaging 3.0 points (48.6 FG%, 40.7 3P%, 61.7 FT%), 4.1 rebounds, 0.9 assists in 12.9 minutes per game with the Houston Rockets.

- Missed three games due to a right finger dislocation (11/28, 11/30, 12/2).

CAREER-HIGH POINTS

- Quarter: 10, 2nd QTR, 11/16/22 HOU at DAL
- Half: 10 (twice), H2, 2/4/23 HOU at OKC; H1, 11/16/22 HOU at DAL

NBA CAREER

- Appeared in 99 career games (three starts), averaging 2.8 points (.475 FG%, .367 3P%, .630 FT%), 3.9 rebounds, 0.8 assists in 12.2 minutes per game in two seasons (2021-22 - 2022-23) with the Houston Rockets.
- Originally selected by the Rockets in the first round (23rd overall) of the 2021 NBA Draft, Garuba averaged 9.2 points, 9.4 rebounds, 1.9 assists, 1.45 steals and 1.00 blocks in 24.6 minutes over 11 games as a rookie with Houston's G League affiliate, the Rio Grande Valley Vipers.

PROFESSIONAL CAREER

- Prior to the NBA, the Madrid, Spain, native spent three seasons with Real Madrid (2018-21) in Spain's top league, Liga ACB. Garuba has competed internationally for his home country in both the 2020 Olympic Games and the 2023 FIBA World Cup.

2023-24 REGULAR SEASON HIGHS		REGULAR-SEASON CAREER HIGHS	
4, 12/23/2023, Golden State vs Portland	MIN	30, 04/01/2022, Houston vs Sacramento	
0, 02/25/2024, Golden State vs Denver	FGM	5, 11/16/2022, Houston at Dallas	
1, 12/22/2023, Golden State vs Washington	FGA	7, 02/04/2023, Houston at Oklahoma City	
0, 02/25/2024, Golden State vs Denver	3PM	3, 03/04/2023, Houston at San Antonio	
0, 02/25/2024, Golden State vs Denver	3PA	4, 02/04/2023, Houston at Oklahoma City	
0, 02/25/2024, Golden State vs Denver	FTM	7, 11/25/2022, Houston vs Atlanta	
0, 02/25/2024, Golden State vs Denver	FTA	8, 11/25/2022, Houston vs Atlanta	
1, 02/25/2024, Golden State vs Denver	OREB	6, 12/23/2022, Houston vs Dallas	
0, 02/25/2024, Golden State vs Denver	DREB	10, 04/01/2022, Houston vs Sacramento	
1, 02/25/2024, Golden State vs Denver	REB	14, 04/01/2022, Houston vs Sacramento	
1, 12/22/2023, Golden State vs Washington	AST	3, 03/27/2023, Houston at New York	
1, 12/23/2023, Golden State vs Portland	STL	4, 10/22/2022, Houston at Milwaukee	
0, 02/25/2024, Golden State vs Denver	TO	4, 01/04/2023, Houston at New Orleans	
0, 02/25/2024, Golden State vs Denver	BLK	3, 11/16/2022, Houston at Dallas (Twice)	
0, 02/25/2024, Golden State vs Denver	PTS	12, 11/16/2022, Houston at Dallas	



## TWO-WAY PLAYERS

**18 G JEROME ROBINSON 6'5" 200 4<sup>TH</sup> YEAR BOSTON COLLEGE**

LAST 5 GAMES	MIN	FGM	FGA	FG%	3PM	3PA	3P%	FTM	FTA	FT%	OREB	DREB	REB	AST	STL	BLK	TO	PF	PTS	+/-
3/11 at SAS	DNP - COACH'S DECISION																			
3/9 vs. SAS	1:36	0	0	0.0	0	0	0.0	0	0	0.0	0	0	0	0	0	0	0	0	0	-2
3/7 vs. CHI	INACTIVE LIST																			
3/6 vs. MIL	4:15	0	0	0.0	0	0	0.0	0	0	0.0	0	0	0	2	0	1	1	0	0	9
3/3 at BOS	17:18	4	10	40.0	1	6	16.7	1	2	50.0	0	0	0	1	0	1	0	1	10	-2

**2023-24 SEASON (GOLDEN STATE):** Appeared in 16 games as a reserve, averaging 1.3 points (27.3 FG%, 60.0 FT%) and 0.2 rebounds in 3.9 minutes per game.

- Scored in double figures in one game.

**2023-24 SEASON (SANTA CRUZ):** Appeared in 11 games (regular season + showcase), averaging 14.3 points (39.8 FG%, 32.3 3P%, 91.3 FT%), 3.5 rebounds, 2.8 assists, 1.1 steals in 25.3 minutes per game.

**2022-23 SEASON:** With the Santa Cruz Warriors, appeared in 24 games, averaging 14.8 points (46.3 FG%, 36.5 3P%, 92.9 FT%), 4.3 rebounds, 4.9 assists, 0.9 steals in 29.2 minutes per game.

### CAREER-HIGH POINTS

- Quarter: 15, 4th QTR, 8/3/20 WAS vs. IND
- Half: 15, 2nd half, 8/3/20 WAS vs. IND

### NBA CAREER NOTES

- Played three seasons (2018-19 - 2020-21) with two teams (Los Angeles Clippers and Washington Wizards).
- With the Clippers (2018-19 and first half of 2019-20), appeared in 75 career games (started one), averaging 3.1 points (.366 FG%, .298 3P%, .607 FT%), 1.3 rebounds, 0.9 assists in 10.6 minutes per game.
- With the Wizards (second half of 2019-20 and 2020-21), appeared in 38 career games (started 11), averaging 7.4 points (.361 FG%, .320 3P%, .776 FT%), 2.8 rebounds, 1.7 assists in 21.3 minutes per game.

### G LEAGUE CAREER NOTES

- Appeared in 46 career games (started 40), averaging 19.5 points (.442 FG%, .369 3P%, .797 FT%), 4.2 rebounds, 3.8 assists, 1.09 steals in 30.9 minutes per game in two seasons with the Agua Caliente Clippers (2018-19) and Santa Cruz Warriors (2021-22).
- With Agua Caliente, appeared in 24 games (started 23), averaging 18.9 points (.435 FG%, .412 3P%, .781 FT%), 4.2 rebounds, 3.8 assists, 1.28 steals in 30.9 minutes per game in 2018-19.
- Recorded a season-high 35 points against the Iowa Wolves (11/14/19).
- With Santa Cruz, appeared in 22 games (started 17), averaging 20.2 points (.451 FG%, .325 3P%, .817 FT%), 4.1 rebounds, 3.8 assists, 1.00 steals in 29.9 minutes per game in 2021-22.

**61 G PAT SPENCER 6'3" 205 1<sup>ST</sup> YEAR NORTHWESTERN**

LAST 5 GAMES	MIN	FGM	FGA	FG%	3PM	3PA	3P%	FTM	FTA	FT%	OREB	DREB	REB	AST	STL	BLK	TO	PF	PTS	+/-
3/11 at SAS	INACTIVE LIST																			
3/9 vs. SAS	1:36	0	0	0.0	0	0	0.0	0	0	0.0	0	0	0	1	0	0	0	0	0	-2
3/7 vs. CHI	INACTIVE LIST																			
3/6 vs. MIL	INACTIVE LIST																			
3/3 at BOS	INACTIVE LIST																			

**AS OF LATE:** On 2/25 vs. Denver, made NBA debut, playing two minutes off the bench. Has appeared in two games (both as a reserve), recording one assist in three minutes.

**2023-24 SEASON (SANTA CRUZ):** Appeared in 29 games (regular season + showcase), averaging 12.0 points (48.7 FG%, 38.6 3P%, 83.3 FT%), 5.1 rebounds, 4.1 assists, 1.1 steals in 24.3 minutes per game.

### NBA CAREER TRANSACTIONS

- Undrafted in the 2020 NBA Draft.
- Signed as a free agent with the Golden State Warriors on August 5, 2022 and waived on October 14, 2022.
- Signed to a Two-way contract with the Golden State Warriors on February 22, 2024.

### G LEAGUE CAREER NOTES

- Overall, Spencer owns career averages of 11.2 points, 4.4 rebounds, 3.1 assists, 1.1 steals and 21.5 minutes in 37 games (two starts) over three G League seasons with the Capital City Go-Go and Santa Cruz Warriors.
- Appeared in 18 games (two starts) with Golden State's G League affiliate the Santa Cruz Warriors this season, averaging 15.1 points, 5.9 rebounds, 4.4 assists and 1.3 steals in 27.4 minutes per game.
- Appeared in 15 games, averaging 7.5 points, 2.3 rebounds and 2.1 assists in 14.5 minutes per game in one season (2021-22) with Wizards G League affiliate Capital City Go-Go.

### COLLEGE CAREER NOTES

- Averaged 10.4 points, 4.1 rebounds and 3.9 assists in 29.4 minutes per game over 31 games in one season at Northwestern (2019-20) following a prolific lacrosse career at Loyola University Maryland, where he earned both the prestigious Tewaaraton Award, given annually to the top male and female college lacrosse players in the country, and the United States Intercollegiate Lacrosse Association's Lt. Raymond J. Enners Most Outstanding Player Award.
- Spencer was the #1 overall selection in the Premier Lacrosse League's inaugural draft in 2019 before joining the Wildcats basketball team as a graduate transfer.
- Led Northwestern with career high 23 points and eight assists in victory over Bradley (11/25/19).
- Ranked eighth in the Big Ten in the 2019-20 season for both assists (122) and assists per game (3.9).
- Attended Loyola University Maryland (2016-2019).
- At Loyola, became four-time All-American lacrosse player and earned first team honors as a sophomore, junior and senior.
- First player in Loyola-Maryland history to win the prestigious Tewaaraton Award and was a three-time finalist for the award.
- NCAA Division I All-time leader in assists with 231 and is second with 380 career points, and set both conference and program records in his senior campaign with 65 assists and 114 points to earn his fourth Patriot League Offensive Player of the Year award.
- Played in the Annapolis Summer Basketball League and was the leading scorer for Stanton Center in two different seasons.
- Named regular season Most Valuable Player of the Annapolis Summer League in 2017.

**PERSONAL:** Full name is Patrick Andrew Spencer... Born in North Wales, Pennsylvania... Son of Donna and Bruce Spencer... Has two younger brothers, Cameron and William... Known as one of the greatest lacrosse players of all time... Earned four letters at The Boys' Latin School of Maryland... Was a member of the varsity lacrosse and basketball teams as a junior and senior... Helped the Lakers win their first MIAA 'B' Conference title in basketball in 25 years and earned All-Star honors as a senior... Named to The Baltimore Sun All-Metro Second Team in basketball... Played internationally with the Hamburg Towers in Germany... Played in the 2022 Las Vegas Summer League for the Washington Wizards, averaging 6.5 points, 3.8 rebounds, 4.0 assists and 1.3 steals in 13.0 minutes per game for four games.

## GOLDEN STATE WARRIORS 2023-24 GAME NOTES



# BROADCASTERS STATS

## WARRIORS & OPPONENTS QUARTERS & 1<sup>ST</sup> HALF

### WARRIORS

#### LONGEST ##-0 SCORING RUN TO START THE GAME:

14-0, 2/29 at NYK

#### LONGEST ##-0 SCORING RUN AT ANY POINT IN GAME:

16-0, 11/24 vs. SAS

### OPPONENTS

#### LONGEST ##-0 SCORING RUN TO START THE GAME:

7-0 (2x), 1/7 vs. TOR, 12/12 at PHX

#### LONGEST ##-0 SCORING RUN AT ANY POINT IN GAME:

14-0, 7 times, last 3/3 at BOS (note: 2/25 vs. DEN, 2x)

## Q1

Most points: 45 2/8 at IND  
 Fewest points: 15 2/7 at PHI  
 Largest lead  
 after 1st QTR: 12 2/29 at NYK  
 40PT QTRs: 2

Most points: 46 1/10 vs. NOP  
 Fewest points: 15 2/23 vs. CHA  
 Largest lead  
 after 1st QTR: 22 3/3 at BOS  
 40PT QTRs: 4

WARRIORS: 21-15 (0-2) WHEN LEADING AFTER FIRST QUARTER (TIED) 13-12 WHEN TRAILING AFTER FIRST QUARTER

## Q2

Most points: 48 2/15 at UTA  
 Fewest points: 15 11/5 at CLE  
 40PT QTRs: 2

Most points: 45 1/12 at CHI  
 Fewest points: 14 2/23 vs. CHA  
 40PT QTRs: 3

## 1<sup>ST</sup> HALF

Most points: 84 2/15 at UTA  
 Fewest points: 38 3/3 at BOS  
 Largest lead  
 at the half: 20 3/6 vs. MIL  
 70PT HALF: 6

Most points: 82 3/3 at BOS  
 Fewest points: 29 2/23 vs. CHA  
 Largest lead  
 at the half: 44 3/3 at BOS  
 70PT HALF: 7

WARRIORS: 27-11 (1-2) WHEN LEADING AT HALFTIME (TIED) 6-16 WHEN TRAILING AT HALFTIME

## Q3

Most points: 48 1/12 at CHI  
 Fewest points: 15 3/16 vs. MIL  
 40PT QTRs: 4

Most points: 40 11/28 at SAC  
 Fewest points: 16 11/11 vs. CLE  
 40PT QTRs: 1

## AFTER 3 QTRs

Most points: 120 2/15 at UTA  
 Fewest points: 62 3/3 at BOS  
 Largest lead  
 after 3 QTRs: 23 2/27 at WAS  
 2/7 at PHI

Most points: 115 3/3 at BOS  
 Fewest points: 52 2/23 vs. CHA  
 Largest lead  
 after 3 QTRs: 53 3/3 at BOS

WARRIORS: 30-10 (1-1) WHEN LEADING AFTER 3 QTRs (TIED) 3-18 WHEN TRAILING AFTER 3 QTRs

## Q4

Most points: 40 11/22 at PHX  
 Fewest points: 16 2/25 vs. DEN  
 40PT QTRs: 1

Most points: 46 1/13 at MIL  
 Fewest points: 9 3/6 vs. MIL  
 40PT QTRs: 2

## 2023-24 WARRIORS AND OPPONENT HIGHS

CATEGORY	WARRIORS	OPPONENT
	<b>HIGH</b>	<b>HIGH</b>
Points	60, Stephen Curry, 2/3 at ATL (OT)	41, Cam Thomas, 12/16 vs. BKN
Points (Quarter)	22, Stephen Curry, 2/3 at ATL (OT)	22 (4th), De'Aaron Fox, 10/27 at SAC
Points (Half)	33 (2nd), Stephen Curry, 2/3 at ATL (OT)	26 (1st) RJ Barrett, 1/7 vs. TOR
Points (Off Bench)	35, Klay Thompson, 2/15 at UTA	24, Devin Vassell, 11/24 vs. SAS
Rebounds	16, Kevon Looney, 11/18 vs. OKC	20, LeBron James, 1/27 vs. LAL (2OT)
Assists	14, Brandin Podziemski, 2/2 at MEM	17, Tyus Jones, 2/27 at WAS
Steals	5, Brandin Podziemski, 12/25 at DEN	5 (3x), last Aaron Nesmith, 2/8 at IND
Blocks	4 (2x), both Trayce Jackson-Davis, 10/30 at NOP & 3/6 vs. MIL	7, Nic Claxton, 2/5 at BKN
FG Made	22, Stephen Curry, 2/3 at ATL (OT)	18, Shai Gilgeous-Alexander, 11/18 vs. OKC
FG Attempted	38, Stephen Curry, 2/3 at ATL (OT)	30, Shai Gilgeous-Alexander, 12/8 at OKC (OT)
3FG Made	11, Stephen Curry, 2/8 at IND	9, Keyonte George, 2/15 at UTA
3FG Attempted	23, Stephen Curry, 2/3 at ATL (OT)	18, Derrick White, 12/19 vs. BOS
FT Made	11 (2x), both Stephen Curry, 11/20 vs. HOU	18, Nikola Jokic, 12/25 at DEN (GSW opp record)
FT Attempted	13, Jonathan Kuminga, 2/25 vs. DEN	18, Nikola Jokic, 12/25 at DEN (GSW opp record)
Minutes	47, Klay Thompson, 1/27 vs. LAL (2OT)	47, Josh Hart, 2/29 at NYK
Bench Points (AVG)	2,762 (43.2)	2,133 (33.3)
Team Bench High	80, 12/12 at PHX	62, 1/10 vs. NOP
Largest Lead	35, 3/6 vs. MIL	41, 1/10 vs. NOP
Largest Win	35, 3/6 vs. MIL (125-90)	36, 1/10 vs. NOP (141-105)
Largest Comeback	17, 12/19 vs. BOS	24, 11/28 at SAC

## 2023-24 TEAM HIGHS AND LOWS

CATEGORY	WARRIORS		OPPONENT	
	<b>HIGH</b>	<b>LOW</b>	<b>HIGH</b>	<b>LOW</b>
PTS (OT)	144, 1/27 vs. LAL (2OT)	----	145, 1/27 vs. LAL (2OT)	----
PTS	141, 11/3 at OKC	97, 2/23 vs. CHA	141, 1/10 vs. NOP	84, 2/23 vs. CHA
PTS, 1ST QTR	45, 2/8 at IND	15, 2/7 at PHI	46, 1/10 vs. NOP	15, 2/23 vs. CHA
PTS, 2ND QTR	48, 2/15 at UTA	15, 11/5 at CLE	45, 1/12 at CHI	14, 2/23 vs. CHA
PTS, 1ST HALF	84, 2/15 at UTA	38, 3/3 at BOS	82, 3/3 at BOS	29, 2/23 vs. CHA
PTS, 3RD QTR	48, 1/12 at CHI	15, 3/6 vs. MIL	40, 11/28 at SAC	16, 11/11 vs. CLE
PTS, 4TH QTR	40, 11/22 at PHX	16, 2/25 vs. DEN	46, 1/13 at MIL	9, 3/6 vs. MIL
PTS, 2ND HALF	78, 1/12 at CHI	42 (2x), last 2/25 vs. DEN	78, 2/14 vs. LAC	32, 3/6 vs. MIL
PTS, OT	18, 12/8 at OKC	6, 11/18 vs. OKC	20, 12/8 at OKC	5, 12/19 vs. BOS (OT)
FGM	55, 1/27 vs. LAL (2OT)	34, 11/5 at CLE	55 (2x), last 2/3 at ATL (OT)	32 (2x), last 2/23 vs. CHA
FGA	119, 1/27 vs. LAL (2OT)	77, 11/20 vs. HOU	114 (2x), last 2/3 at ATL (OT)	76, 11/22 at PHX
FG%	57.8, 12/23 vs. POR	35.6, 10/24 vs. PHX	60.2, 11/3 at OKC	36.4, 2/23 vs. CHA
3FGM	23, 1/27 vs. LAL (2OT)	4, 2/5 at BKN	22 (2x), last 2/15 at UTA	5, 12/8 at OKC (OT)
3FGA	58, 1/27 vs. LAL (2OT) <i>franchise record</i>	22, 2/5 at BKN	58, 12/19 vs. BOS (OT)	23, 11/18 vs. OKC
3FG%	53.1, 12/16 vs. BKN	18.2, 2/5 at BKN	59.4, 11/16 vs. OKC	17.2, 12/8 at OKC (OT)
FTM	28 (2x) last 12/6 vs. POR	4, 3/6 vs. MIL	44, 11/22 at PHX	8 (3x), last 2/27 at WAS
FTA	37, 1/2 vs. ORL	7, 3/6 vs. MIL	52, 11/22 at PHX	10 (2x), last 2/27 at WAS
FT%	95.0, 12/16 vs. BKN	50.0, 2/29 at NYK	100.0, 2/7 at PHI (14-14)	57.1, 1/7 vs. TOR
REB	64, 10/30 at NOP	33, 1/25 vs. SAC	60, 10/24 vs. PHX	30, 12/23 vs. POR
OREB	24, 12/8 at OKC (OT)	6 (3x), last 2/2 at MEM	18, 12/19 vs. BOS (OT)	5, 12/2 at LAC
DREB	44, 2/5 at BKN	25, 11/3 at OKC	48, 1/27 vs. LAL (2OT)	22, 12/23 vs. POR
AST	42, 2/15 at UTA	19, 10/24 vs. PHX	38, 1/7 vs. TOR	11, 1/30 vs. PHI
STL	14, 10/27 at SAC	3 (4x), last 1/5 vs. DET	17, 12/8 at OKC (OT)	1, 1/12 at CHI
TO	29, 12/8 at OKC (OT)	5, 1/12 at CHI - <i>ties franchise record</i>	21, 2/27 at WAS	6, (2x), last 11/30 vs. LAC
BLK	13, 3/6 vs. MIL	0, 11/12 vs. MIN	12, 2/5 at BKN	1 (3x), last 12/28 vs. MIA
PTS IN PAINT	72, 2/5 at BKN	18, 11/20 vs. HOU	78, 12/8 at OKC (OT)	20, 1/15 at MEM
2ND CHANCE PTS	27, 11/16 vs. OKC	7, 11/28 at SAC	26, 10/24 vs. PHX	5 (2x), last 3/7 vs. CHI
FAST BREAK PTS	27, 2/7 at PHI	2, 1/5 vs. DET	31, 1/27 vs. LAL (2OT)	5, 10/27 at SAC
PTS OFF OPP TO	30 (2x) last 2/27 at WAS	5, 12/22 vs. WAS	35, 12/8 at OKC (OT)	8 (3x), last 3/1 at TOR

## THE LAST TIME....

THE LAST TIME...	WARRIORS	OPPONENT
Played an overtime game	2/3/24 at ATL (L, 134-141 OT)	
Played a double-overtime game	1/27/24 vs. LAL (L, 144-145 2OT)	
Scored 70-or-fewer points	11/12/04 at MEM (67)	11/21/15 vs. MEM (69)
Scored 40-plus points in a quarter	3/6/24 vs. MIL (40, 1st)	2/14/24 vs. LAC (44, 4th)
Scored 10-or-fewer points in a quarter	3/20/11 at DAL (10, 4th)	11/18/21 at CLE (8, 4th)
Three or more players with 20-plus points	1/30/24 vs. PHI (Curry, Kuminga, Wiggins)	3/9/24 vs. SAS (K. Johnson, Sochan, Branham)
Had four players with 20-plus points	1/27/24 vs. LAL (2OT) (Curry, Thompson, Kuminga, Wiggins)	1/2/23 vs. ATL (Young, Collins, Murray, Bogdanovic)
Had three players with 30-plus points	2/26/91 vs. ORL (Hardaway, Mullin, Richmond)	3/2/62 vs. NY (Guerin, Buckner, Naulls)
Had two players with 30-plus points	1/25/24 vs. SAC (Curry 33, Kuminga 31)	3/7/24 vs. CHI (DeRozan 33, Vucevic 33)
Had four players with 10-plus rebounds	12/11/15 at BOS (Curry, Ezeli, Green, Iguodala)	11/13/10 at MIL (Bogut, Mbah a Moute, Jennings, Gooden)
Had all five starters score double figures	2/15/24 at UTA	2/27/24 at WAS
Had a player score 60-plus points	2/3/24 at ATL (OT) (Stephen Curry, 60)	1/20/20 at POR (OT) (Damian Lillard, 61)
Had a player score 50-plus points	2/3/24 at ATL (OT) (Stephen Curry, 60)	3/5/22 at LAL (LeBron James, 56)
Had a player score 40-plus points	2/14/24 vs. LAC (Stephen Curry, 41)	12/16/23 vs. BKN (Cam Thomas, 41)
Had a player with 25-plus rebounds	1/27/08 at NY (Andris Biedrins, 26)	3/14/21 vs. UTA (Rudy Gobert, 28)
Had a player with 20-plus rebounds	1/2/23 vs. ATL (Kevon Looney, 20)	1/27/24 vs. LAL (2OT) (LeBron James, 20)
Had a player with 15-plus assists	11/20/22 at HOU (Stephen Curry, 15)	2/27/24 at WAS (Tyus Jones, 17)
Had a player with a triple-double	3/7/24 vs. CHI (Draymond Green 11p/10r/12a)	2/25/24 vs. DEN (Nikola Jokic 32p/16r/16a)
Had three players with double-doubles	12/8/23 at OKC (Green, Kuminga, Saric)	3/1/24 at TOR (Olynyk, Quickley, Poeltl)
Had four players with double-doubles	12/11/15 at BOS (Curry, Ezeli, Green, Iguodala)	1/2/23 vs. ATL (Young, Collins, Murray, Okongwu)
Had a player with 20 points/20 rebounds	2/22/13 at SAS (David Lee, 25 pts/22 rebs)	1/27/24 vs. LAL (2OT) (LeBron James, 36 pts/20 rebs)
Had a player with 10-plus 3-pointers	2/8/24 at IND (Stephen Curry, 11)	1/20/20 at POR (OT) (Damian Lillard, 11)



## THE WARRIORS' RECORD WHEN...

	2023-24 REG. SEASON	2022-23 REG. SEASON
Overall	34-30	44-38
Home	17-17	33-8
Away	17-13	11-30
Overtime	1-4	2-3
Score 100-plus	33-30	44-35
Score 99 or under	1-0	0-3
Score 90 or under		0-1
Score 110-plus	30-20	41-27
Score 120-plus	22-10	31-7
Score 130-plus	7-4	10-0
Score 140-plus	3-1	4-0
Score 150-plus		1-0
Opponents score 100-plus	29-30	40-37
Holding opponents under 115 points	25-5	31-5
Holding opponents under 110 points	17-3	21-2
Holding opponents under 100 points	5-0	4-1
Holding opponents under 100 points at home	2-0	3-1
Holding opponents under 100 points on road	3-0	1-0
Holding opponents to .400 FG% or under	5-1	6-1
Decided by one point	2-4	0-2
Decided by three points or less	4-10	4-8
Decided by 10-or-more points - Warriors/Opp	19/9	24/16
Decided by 20-or-more points - Warriors/Opp	8/1	7/5
Decided by 30-or-more points - Warriors/Opp	1/1	3/3
Decided by 40-or-more points - Warriors/Opp		1/1
More rebounds than opponent (tied)	25-14 (1-2)	32-12 (1-3)
Fewer rebounds than opponent	8-12	11-23
Grab 50 or more rebounds	12-6	13-4
Grab 60 or more rebounds	2-1	3-0
More assists than opponent (tied)	28-13 (0-3)	40-12 (0-4)
Fewer assists than opponent	6-13	4-21
Dish 30 or more assists	19-9	29-12
Dish 40 or more assists	1-0	4-0
Dish 30 or more assists AND shoot 50% FG	13-2	21-3
Dish 30 or more assists AND 10 or less TOs	4-2	0-1
Fewer turnovers than opponent (tied)	13-9 (4-3)	13-12 (4-1)
More turnovers than opponent	17-17	27-25
Have 13-or-less turnovers	14-14	14-9
Have 10-or-less turnovers	6-5	0-2
More FTA than opponent (tied)	14-11 (1-1)	8-9 (3-0)
Fewer FTA than opponent	18-18	33-29
More 3FG than opponent (tied)	23-15 (3-3)	37-15 (4-4)
Fewer 3FG than opponent	8-11	3-19
Record 10 or more 3-pointers	33-28	43-37
Record 15-or-more 3-pointers	21-14	34-20
Record 20 or more 3-pointers	6-1	15-4
Record less than 10 3-pointers	1-1	1-1
More steals than opponent (tied)	10-12 (7-1)	14-12 (9-3)
Fewer steals than opponent	17-16	21-23
Record 10 or more steals	4-5	8-7
More blocks than opponent (tied)	19-5 (5-1)	18-17 (9-5)
Fewer blocks than opponent	11-22	17-17
Record 10 or more blocks	1-0	----
More points in the paint than opponent (tied)	17-9 (1-1)	13-8 (3-2)
Fewer points in the paint than opponent	16-19	28-28
More 2nd-chance points than opponent (tied)	20-13 (1-6)	24-11 (0-4)
Fewer 2nd-chance points than opponent	14-9	20-22
More fastbreak points than opponent (tied)	16-7 (1-3)	25-17 (1-2)
Fewer fastbreak points than opponent	18-18	18-19
Score 25 or more fastbreak points		4-1

	2023-24 REG. SEASON	2022-23 REG. SEASON
Leading after first quarter (tied)	21-15 (0-2)	27-12 (2-2)
Trailing after first quarter	13-12	15-24
Leading at halftime (tied)	27-11 (1-2)	34-12
Trailing at halftime	6-16	10-26
Leading after third quarter (tied)	30-10 (1-1)	32-6 (2-1)
Trailing after third quarter	3-18	10-31
Has a 40-point quarter	5-4	15-4
Outshooting opponent (tied)	28-4 (1-0)	38-8 (1-0)
Outshot by opponent	5-25	5-30
Shoot .500-plus	16-2	26-6
Shoot below .500	18-27	18-32
Opponents shoot .500-plus	2-14	2-21
Opponents shoot below .500	32-15	42-17
In wire-to-wire games - Warriors/Opponent	2/2	4/2
First game of back-to-back	10-4	5-10
Second game of back-to-back	9-5	7-8
2023-24 back-to-backs: sweeps - 6; split - 7; swept - 1		
2022-23 back-to-backs: sweeps - 3; split - 6; swept - 6		
In-Season Tournament	2-2	----
vs. Western Conference	17-22	30-22
vs. Pacific Division	5-9	7-9
vs. Northwest Division	6-9	9-7
vs. Southwest Division	6-3	14-6
vs. Eastern Conference	17-7	14-16
vs. Atlantic Division	7-1	5-5
vs. Central Division	5-4	4-6
vs. Southeast Division	4-3	5-5
On National TV (TNT, ESPN, ABC)	10-13	15-15
On TNT	4-6	3-9
On ESPN	5-5	8-4
On ABC	1-3	4-2
On NBA TV	3-3	5-4
More bench points than opponent (tied)	25-19	31-16
Fewer bench points than opponent	9-10	14-21
Reserves score 50 or more points	9-9	7-4
All 5 Warriors starters score in double figures	3-0	3-5
(1/2, 2/12, 2/15)		
3 players score 20 or more points	4-4	13-3
(11/28, 12/2, 12/8, 12/22, 1/12, 1/13, 1/24, 1/30)		
4 players score 20-or-more points	0-1	1-1
(1/27)		
Two players score 30-or-more points	0-1	6-2
(1/25)		
Curry scores 30 points or more	16-8	18-9
Curry scores 40 points or more	3-3	3-3
Curry scores 50 points or more	0-1	0-2
October	3-1	3-4
November	6-9	8-7
December	5-7	8-7
January	5-7	7-6
February	11-3	6-6
March	3-3	9-7
April		3-1

# **PLAYER GAMES MISSED (INJURY/ILLNESS/ETC.) - 123 IN 2023-24 (264 IN 2022-23)**

Player	Games	Injury/Illness	Date(s)	Record
Stephen Curry (1-4)	2	right knee soreness	11/14, 11/16	0-2
	1	rest	1/13	0-1
	2	right ankle sprain	3/9, 3/11	1-1
Usman Garuba	3	right finger dislocation	11/28, 11/30, 12/2	1-2
Draymond Green (11-13)	2	left ankle sprain	10/24, 10/27	1-1
	1	personal reasons	11/8	0-1
	5	league suspension (five-game)	11/16, 11/18, 11/20, 11/22, 11/24	2-3
	12	league suspension (indefinite)	12/14-1/5	7-5
	4	return to competition reconditioning	1/7, 1/10, 1/12, 1/13	1-3
Trayce Jackson-Davis	1	left lower leg soreness	11/18	0-1
Jonathan Kuminga	1	left knee contusion	10/30	1-0
Moses Moody	9	left calf strain	1/12, 1/13, 1/15, 1/24, 1/25, 1/27, 1/30, 2/2, 2/3	4-5
Chris Paul (13-11)	2	left lower leg nerve contusion	11/30, 12/2	1-1
	1	illness	12/8	0-1
	21	left hand fracture	1/7-2/25	13-8
Gary Payton II (17-18)	3	illness	11/8, 2/22, 3/9	1-2
	3	left foot strain	11/18, 11/20, 11/22	1-2
	13	right calf strain	11/30-12/28	7-6
	16	left hamstring strain	1/4-2/10	8-8
Brandin Podziemski	2	right knee inflammation	3/1, 3/3	1-1
Gui Santos (3-2)	1	left ankle strain	1/7	0-1
	4	right knee inflammation	2/25, 2/27, 2/29, 3/1	3-1
Dario Saric	2	illness	2/2, 2/4	1-1
Klay Thompson (3-0)	1	right knee soreness	10/30	1-0
	2	illness	1/30, 2/8	2-0
Andrew Wiggins (7-2)	2	right finger soreness	11/30, 12/2	1-1
	2	illness	12/22, 12/24	2-0
	1	left ankle soreness	2/7	1-0
	4	personal family matter	2/27, 2/29, 3/1, 3/3	3-1

**NOTE:** The Warriors have a 3-4 record without Stephen Curry, Klay Thompson, Draymond Green and Andrew Wiggins in the lineup since 2020-21; 1-2 in 2022-23 (11/4 at NOP, 11/21 at NOP, **1/20 at CLE**)

# **STARTING LINEUPS (SF, PF, C, SG, PG) - 21 DIFFERENT (24 different starting lineups in 2022-23)**

Wiggins, Green, Looney, Thompson, Curry	5-6	10/29, 11/1, 11/3, 11/5, 11/6, 11/11, 11/12, 11/28, 12/6, 12/8, 12/12
Thompson, Wiggins, Looney, Curry, Paul	2-3	10/24, 10/27, 11/18, 11/20, 11/22
Wiggins, Green, Looney, Moody, Curry	1-0	10/30
Wiggins, Saric, Looney, Thompson, Curry	2-3	11/8, 1/12, 1/15, 1/24, 1/25
Wiggins, Green, Saric, Thompson, Paul	0-1	11/14
Wiggins, Kuminga, Saric, Thompson, Paul	0-1	11/16
Thompson, Wiggins, Looney, Moody, Curry	1-0	11/24
Moody, Green, Looney, Thompson, Curry	1-0	11/30
Moody, Green, Saric, Thompson, Curry	0-1	12/2
Thompson, Kuminga, Looney, Podziemski, Curry	5-4	12/14, 12/16, 12/17, 12/19, 12/22, 12/23, 12/25, 12/28, 1/10
Thompson, Kuminga, Jackson-Davis, Curry, Paul	1-1	12/30, 1/2
Thompson, Kuminga, Looney, Curry, Paul	1-1	1/4, 1/5
Wiggins, Kuminga, Jackson-Davis, Thompson, Curry	0-1	1/7
Wiggins, Saric, Looney, Thompson, Podziemski	0-1	1/13
Wiggins, Kuminga, Green, Thompson, Curry	4-3	1/27, 2/2, 2/3, 2/7, 2/10, 2/12, 2/14
Wiggins, Kuminga, Green, Podziemski, Curry	6-2	1/30, 2/8, 2/15, 2/22, 2/23, 2/25, 3/6, 3/7
Thompson, Kuminga, Green, Podziemski, Curry	1-0	2/5
Moody, Kuminga, Green, Podziemski, Curry	2-0	2/27, 2/29
Moody, Kuminga, Green, Thompson, Curry	1-1	3/1, 3/3
Kuminga, Green, Jackson-Davis, Podziemski, Paul	0-1	3/9
Wiggins, Kuminga, Green, Thompson, Paul	1-0	3/11

# WARRIORS/OPPONENTS 2023-24 GAME-BY-GAME STATISTICS

																POINTS				BIGGEST				
		POINTS		REB		AST		STL		TO (pts off)		BLK		PAINT		2nd CHNCE		FASTBREAK		LEADS		BENCH		PTS
Date	Opponent	W/L	GSW	opp	GSW	opp	GSW	opp	GSW	opp	GSW	opp	GSW	opp	GSW	opp	GSW	Opp	GSW	Opp	GSW	Opp		
10/24	vs. PHX	L	104	108	49	60	19	23	11	5	11 (9)	19 (22)	6	7	44	48	20	26	11	13	8	15	31	27
10/27	at SAC	W	122	114	39	41	32	24	14	10	19 (18)	14 (26)	3	3	44	54	9	8	11	5	18	11	34	30
10/29	at HOU	W	106	95	49	42	27	22	6	7	14 (14)	7 (13)	6	4	24	46	19	5	11	12	16	6	41	21
10/30	at NOP	W	130	102	64	39	28	23	6	8	15 (14)	11 (12)	7	3	54	44	25	11	6	22	29	5	52	35
11/1	vs. SAC	W	102	101	36	48	32	24	5	8	18 (18)	15 (20)	6	4	46	38	10	12	7	10	9	11	34	30
11/3+	at OKC	W	141	139	38	32	36	26	9	3	15 (18)	19 (30)	2	1	48	62	23	13	12	7	9	7	57	37
11/5	at CLE	L	104	115	44	54	26	26	10	8	13 (11)	18 (19)	4	2	24	58	17	18	10	26	4	14	33	20
11/6	at DET	W	120	109	44	39	26	23	8	8	11 (14)	16 (15)	4	2	52	32	26	10	14	17	13	7	49	24
11/8	at DEN	L	105	108	49	45	21	24	5	7	9 (14)	6 (8)	0	4	42	52	14	8	13	12	5	12	42	12
11/11	vs. CLE	L	110	118	55	45	26	23	5	13	20 (32)	11 (8)	3	3	34	50	20	15	15	19	3	17	43	31
11/12	vs. MIN	L	110	116	51	47	24	27	9	8	14 (15)	14 (20)	0	6	38	62	20	10	12	12	8	16	39	31
11/14+	vs. MIN	L	101	104	46	42	28	24	11	9	20 (19)	20 (22)	2	5	34	36	14	15	7	11	12	6	56	29
11/16	vs. OKC	L	109	128	49	42	27	31	5	10	16 (12)	13 (15)	4	3	48	42	27	6	12	16	6	21	44	51
11/18	vs. OKC	L <sup>OT</sup>	123	130	49	47	33	26	6	8	16 (26)	12 (19)	4	7	36	5	21	13	11	15	18	7	33	18
11/20	vs. HOU	W	121	116	43	48	26	28	3	6	8 (8)	8 (10)	1	3	18	56	10	15	5	7	14	5	35	27
11/22	at PHX	L	115	123	43	43	29	22	10	9	16 (27)	15 (17)	3	8	56	40	9	10	19	11	7	23	53	35
11/24+	vs. SAS	W	118	112	41	46	35	28	7	10	24 (34)	20 (20)	2	3	30	48	8	18	11	13	18	10	43	49
11/28+	at SAC	L	123	124	52	46	25	25	6	8	20 (26)	10 (13)	6	7	38	50	7	9	7	10	24	3	35	48
11/30	vs. LAC	W	120	114	47	43	30	26	3	5	9 (11)	6 (11)	4	1	46	58	15	18	14	15	18	4	44	31
12/2	at LAC	L	112	113	42	40	31	31	5	5	15 (11)	11 (16)	4	6	38	56	12	4	12	15	22	1	25	32
12/6	vs. POR	W	110	106	50	40	20	22	4	8	17 (23)	10 (19)	3	3	46	40	21	13	7	9	4	11	43	36
12/8	at OKC	L <sup>OT</sup>	136	138	60	39	29	15	3	17	29 (35)	11 (6)	2	7	50	78	20	11	4	27	14	10	51	26
12/12	at PHX	L	116	119	51	41	26	27	9	8	15 (15)	15 (25)	1	7	46	36	10	7	16	9	13	13	80	30
12/14	at LAC	L	113	121	43	40	22	27	8	6	13 (13)	14 (9)	2	9	40	48	15	15	10	9	8	16	39	36
12/16	vs. BKN	W	124	120	42	42	29	31	7	6	14 (29)	16 (23)	5	8	36	50	22	11	11	28	18	6	30	13
12/17	at POR	W	118	114	43	37	31	23	10	10	14 (12)	14 (19)	4	4	52	50	14	18	9	30	22	0	57	29
12/19	vs. BOS	W <sup>OT</sup>	132	126	59	55	29	28	4	6	10 (12)	8 (9)	5	5	54	56	13	19	15	19	6	17	50	27
12/22	vs. WAS	W	129	118	57	39	33	25	5	7	12 (19)	9 (5)	2	4	50	60	13	19	18	23	23	8	42	50
12/23	vs. POR	W	126	106	49	30	38	26	8	13	18 (14)	12 (22)	2	3	62	42	15	8	9	8	23	11	39	28
12/25	at DEN	L	114	120	39	43	23	25	7	6	13 (12)	14 (23)	3	4	50	44	11	17	8	20	6	10	57	15
12/28	vs. MIA	L	102	114	43	44	27	26	4	6	13 (15)	10 (18)	7	1	50	60	12	12	12	10	5	22	51	44
12/30	vs. DAL	L	122	132	47	43	32	25	8	5	11 (15)	9 (10)	3	2	52	44	15	11	20	23	4	16	37	46
1/2	vs. ORL	W	121	115	36	41	23	19	9	8	12 (19)	18 (18)	6	4	46	54	14	22	5	23	11	9	29	40
1/4	vs. DEN	L	127	130	33	36	35	28	4	7	10 (18)	9 (13)	3	4	56	60	14	15	4	6	18	10	41	25
1/5	vs. DET	W	113	109	45	40	24	25	3	8	19 (28)	11 (12)	5	9	40	56	21	10	2	15	11	3	45	37
1/7	vs. TOR	L	118	133	43	45	30	38	5	7	11 (23)	7 (12)	4	6	54	66	15	15	8	24	0	27	52	51
1/10	vs. NOP	L	105	141	43	47	24	37	4	11	17 (24)	11 (15)	4	7	48	64	19	17	6	14	0	41	56	62
1/12	at CHI	W	140	131	44	36	39	31	7	1	5 (8)	12 (22)	4	3	40	54	21	10	19	12	16	13	45	22
1/13	at MIL	L	118	129	41	50	23	33	5	6	8 (10)	12 (14)	4	5	62	62	11	22	7	7	7	13	49	23
1/15	at MEM	L	107	116	45	42	28	24	4	13	19 (30)	13 (13)	6	10	62	20	16	13	19	11	9	12	35	57
1/24	vs. ATL	W	134	112	49	45	26	30	6	7	10 (9)	11 (22)	9	2	62	42	7	15	14	12	22	7	61	22
1/25	vs. SAC	L	133	134	33	34	30	33	7	8	13 (12)	10 (11)	3	5	52	40	16	15	12	18	4	11	49	22
1/27	vs. LAL	L <sup>2OT</sup>	144	145	50	55	37	33	11	9	17 (16)	20 (19)	3	5	54	60	24	15	23	31	15	6	22	35
1/30	vs. PHI	W	119	107	42	39	32	11	6	14	18 (19)	16 (17)	6	2	56	46	6	14	17	6	14	8	13	33
2/2	at MEM	W	121	101	46	37	32	30	7	7	14 (19)	14 (15)	8	4	60	42	13	9	15	8	20	4	40	38
2/3	at ATL	L <sup>OT</sup>	134	141	57	57	26	27	4	5	14 (20)	8 (9)	7	4	56	72	18	18	17	18	8	11	39	41
2/5	at BKN	W	109	98	60	38	24	23	7	7	14 (17)	10 (14)	8	12	72	38	23	7	10	13	12	9	21	30
2/7	at PHI	W	127	104	52	40	30	21	7	7	13 (19)	15 (17)	8	8	54	66	15	18	27	21	30	10	57	54
2/8	at IND	W	131	109	49	30	33	31	7	11	17 (26)	14 (12)	7	6	64	44	20	14	9	15	25	0	43	50
2/10	vs. PHX	W	113	112	52	42	33	28	6	9	14 (18)	14 (16)	2	8	54	50	21	13	13	19	7	5	30	25
2/12	at UTA	W	129	107	51	44	31	23	8	8	13 (16)	18 (23)	4	7	48	58	23	10	22	18	22	3	35	39
2/14	vs. LAC	L	125	130	47	48	34	28	7	6	9 (10)	12 (15)	2	4	48	56	16	15	14	14	15	7		



## WARRIORS/OPPONENTS 2023-24 GAME-BY-GAME STATISTICS - POINTS PER QTR/HALF

Date	Opponent	W/L	1st QTR			2nd QTR			3rd QTR			4th QTR			1st HALF		1-3 QTRs			2nd HALF			OT		
			GSW	opp	+/-	GSW	opp	+/-	GSW	opp	+/-	GSW	opp	+/-	GSW	opp	+/-	GSW	opp	+/-	GSW	Opp	+/-	GSW	Opp
10/24	vs. PHX	L	28	28	0	18	33	-15	40	19	+21	18	28	-10	46	61	-15	86	80	+6	58	47	+11		
10/27	at SAC	W	24	29	-5	36	28	+8	39	27	+12	23	30	-7	60	57	+3	99	84	+15	62	57	+5		
10/29	at HOU	W	26	24	+2	31	23	+8	24	28	-4	25	20	+5	57	47	+10	81	75	+6	49	48	+1		
10/30	at NOP	W	29	27	+2	30	30	0	39	21	+18	32	24	+8	59	57	+2	88	78	+20	71	45	+26		
11/1	vs. SAC	W	28	31	-3	28	24	+4	18	24	-6	28	22	+6	56	55	+1	74	79	-5	46	46	0		
11/3+	at OKC	W	38	33	+5	31	34	-3	37	39	-2	35	33	+2	69	67	+2	106	106	0	72	72	0		
11/5	at CLE	L	30	29	+1	15	28	-13	32	29	+3	27	29	-2	45	57	-12	77	86	-9	59	58	-1		
11/6	at DET	W	31	26	+5	25	22	+3	27	34	-7	37	27	+10	56	48	+8	83	82	+1	64	61	+3		
11/8	at DEN	L	21	26	-5	26	27	-1	31	23	+8	27	32	-5	47	53	-6	78	76	+2	58	55	+3		
11/11	vs. CLE	L	31	30	+1	21	38	-17	31	16	+15	27	34	-7	52	68	-16	83	84	-1	58	50	+8		
11/12	vs. MIN	L	31	29	+2	20	25	-5	22	35	-13	37	27	+10	51	54	-3	73	89	-16	59	62	-3		
11/14+	vs. MIN	L	30	22	+8	29	32	-3	24	22	+2	18	28	-10	59	54	+5	83	76	+7	42	50	+8		
11/16	vs. OKC	L	24	39	-15	36	28	+8	25	27	-2	24	34	-10	60	67	-7	85	94	-9	49	61	-12		
11/18	vs. OKC	L <sup>OT</sup>	31	33	-2	30	18	+12	26	34	-8	30	32	-2	61	51	+10	87	85	+2	56	66	-10	6	13
11/20	vs. HOU	W	29	27	+2	34	26	+8	29	28	+1	29	35	-6	63	53	+10	92	81	+11	58	63	-5		
11/22	at PHX	L	31	26	+5	16	37	-21	28	28	0	40	32	+8	47	63	-16	75	91	-16	68	60	+8		
11/24+	vs. SAS	W	32	35	-3	27	20	+7	27	26	+1	32	31	+1	59	55	+4	86	81	+5	59	57	+2		
11/28+	at SAC	L	37	29	+8	35	26	+9	32	40	-8	19	29	-10	72	55	+17	104	95	-9	51	69	-18		
11/30	vs. LAC	W	31	24	+7	30	26	+4	25	27	-2	34	37	-3	61	50	+11	86	77	+9	59	64	-5		
12/2	at LAC	L	33	22	+11	34	26	+8	25	37	-12	20	28	-8	67	48	+19	92	85	+7	45	65	-20		
12/6	vs. POR	W	22	26	-4	26	29	-3	34	31	+3	28	20	+8	48	55	-7	82	86	-4	62	51	+11		
12/8	at OKC	L <sup>OT</sup>	28	19	+9	34	37	-3	22	33	-11	34	29	+5	62	56	+6	84	89	-5	56	62	-6	18	20
12/12	at PHX	L	25	25	0	31	28	+3	31	35	-4	29	31	-2	56	53	+3	87	88	-1	60	66	-6		
12/14	at LAC	L	28	29	-1	28	40	-12	37	30	+7	20	22	-2	37	30	+7	93	99	-6	57	52	+5		
12/16	vs. BKN	W	32	25	+7	38	29	+9	25	35	-10	29	31	-2	70	54	+16	95	89	+6	54	66	-12		
12/17	at POR	W	27	23	+4	38	26	+12	24	35	-11	29	30	-1	65	49	+16	89	84	+5	53	65	-12		
12/19	vs. BOS	W <sup>OT</sup>	30	40	-10	32	25	+7	24	32	-8	35	24	+11	62	65	-3	86	97	-11	59	56	+3	11	5
12/22	vs. WAS	W	28	25	+3	35	36	-1	38	22	+16	28	35	-7	63	61	+2	101	83	+18	66	57	+9		
12/23	vs. POR	W	23	30	-7	34	16	+18	32	31	+1	37	29	+8	57	46	+11	89	77	+12	69	60	+9		
12/25	at DEN	L	26	29	-3	28	24	+4	35	39	-4	25	28	-3	54	53	+1	89	92	-3	60	67	-7		
12/28	vs. MIA	L	25	22	+3	26	36	-10	25	33	-8	26	23	+3	51	58	-7	76	91	-15	51	56	-5		
12/30	vs. DAL	L	26	34	-8	28	29	-1	35	38	-3	33	31	+2	54	63	-9	89	101	-12	68	69	-1		
1/2	vs. ORL	W	30	28	+2	25	27	-2	32	26	+6	34	34	0	55	55	0	87	81	+6	66	60	+6		
1/4	vs. DEN	L	33	34	-1	30	36	-6	44	24	+20	20	36	-16	63	70	-7	107	94	+13	64	60	+4		
1/5	vs. DET	W	22	20	+2	28	26	+2	29	29	0	34	34	0	50	46	+4	79	75	+4	63	63	0		
1/7	vs. TOR	L	28	36	-8	21	40	-19	38	25	+13	31	32	-1	49	76	-27	87	101	-14	69	57	+12		
1/10	vs. NOP	L	27	46	-19	33	27	+6	23	32	-9	22	36	-14	60	73	-13	83	105	-22	45	68	-23		
1/12	at CHI	W	33	30	+3	29	45	-16	48	20	+28	30	36	-6	62	75	-13	110	95	+15	78	56	+22		
1/13	at MIL	L	24	33	-9	32	21	+11	25	29	-4	37	46	-9	56	54	+2	81	83	-2	62	75	-13		
1/15	at MEM	L	29	23	+6	27	31	-4	30	31	-1	21	31	-10	56	54	+2	86	85	+1	51	62	-11		
1/24	vs. ATL	W	38	31	+7	31	37	-6	32	24	+8	33	20	+13	69	68	+1	101	92	+9	65	44	+11		
1/25	vs. SAC	L	32	40	-8	40	35	+5	29	29	0	32	30	+2	72	75	-3	101	104	-3	61	59	+2		
1/27	vs. LAL	L <sup>2OT</sup>	30	33	-3	33	35	-2	36	23	+13	19	27	-8	63	68	-5	99	91	+8	55	50	+5	12-12	14-15
1/30	vs. PHI	W	23	28	-5	29	22	+7	34	27	+7	33	30	+3	52	50	+2	86	77	+9	67	57	+10		
2/2	at MEM	W	24	23	+1	33	24	+9	28	26	+2	36	28	+8	57	47	+10	85	73	+12	64	54	+10		
2/3	at ATL	L <sup>OT</sup>	33	28	+5	31	36	-5	25	25	0	34	34	0	64	64	0	89	89	0	59	59	0	11	18
2/5	at BKN	W	20	23	-3	23	26	-3	32	21	+11	34	28	+6	43	49	-6	75	70	+5	66	49	+17		
2/7	at PHI	W	15	22	-7	33	23	+10	43	23	+20	36	36	0	48	45	+3	91	68	+23	79	59	+20		
2/8	at IND	W	45	34	+11	25	24	+1	25	18	+7	36	33	+3	70	58	+12	95	76	+19	61	51	+10		
2/10	vs. PHX	W	33	28	+5	26	30	-4	25	24	+1	29	30	-1	59	58	+1	84	82	+2	54	54	0		
2/12	at UTA	W	34	26	+8	29	29	0	30	25	+5	36	27	+9	63	55	+8	93	80	+13	66	52	+14		
2/14	vs. LAC	L	30	23	+7	29	29	0	38	34	+4	28	44	-16	59	52	+7	97	86	+11	66	78	-12		
2/15	at UTA	W	36	39	-3	48	32	+16	36	31	+5	20	35	-15	84	71	+13	120	102	+18	56	66	-10		
2/22	vs. LAL	W	31	28	+3	36	28	+8	31	26	+5	30	28	+2	67	56	+11	98	82	+16	61	54	+7		
2/23	vs. CHA	W	22	15	+7	21	14	+7	30	23	+7	24	32	-8	43	29	+14	73	52	+21	54	55	-1		
2/25	vs. DEN	L	36	30	+6	25	31	-6	26	30	-4	16	28	-12	61	61	0	87	91	-4	42	58	-16		
2/27	at WAS	W	23	25	-2	37	33	+4	38	17	+21	25	37	-12	60	58	+2	98	75	+23	63	54	+19		
2/29	at NYK	W	31	19	+12	24	27	-3	25	24	+1	30	29	+1	55	46	+9	80	70	+10	55	53	+2		
3/1	at TOR	W	28	31	-3	33	33	0	32	19	+13	27	22	+5	61	64	-3	93	83	+10	59	41	+18		
3/3	at BOS	L	22	44	-22	16	38	-22	24	33	-9	26	25	+1	38	82	-44	62	115	-53	50	58	-8		
3/6	vs. MIL	W	40	32	+8	38	26	+12	15	23	-8	32	9	+23	78	58	+20	93	81	+12	47	32	+15		
3/7	vs. CHI	L	31	25	+6	28	38	-10	30	36	-6	33	26	+7	59	63	-4	89	99	-10	63	62	+1		
3/9	vs. SAN	L	27	32	-5	16	30	-14	36	34	+2	34	30	+4	43	62	-19	79	96	-17	70	64	+6		
3/11	at SAN	W	29	37	-8	29	23	+6	32	18	+14	22	24	-2	58	60	-2	90	78	+12	54	42	+12		
3/13	at DAL																								
3/16	at LAL																								
3/18	vs. NYK																								
3/20	vs. MEM																								
3/22	vs. IND																								
3/24	at MIN																								
3/26	at MIA																								

\* 20T - GSW 11, ATL 9

**GSW/OPP 2023-24 GAME-BY-GAME STATISTICS**

Date	Opponent	W/L	FG%		3FG%		FT%		3PTM		3PTA		FTA		PF		RECORD*		STREAK+		DUNKS	
			GSW	opp	GSW	opp	GSW	opp	GSW	opp	GSW	opp	GSW	opp	GSW	opp	GSW	opp	GSW	opp	GSW	opp
10/24	vs. PHX	L	35.6	44.2	23.3	33.3	78.6	76.5	10	11	43	33	28	17	23	22	0-0	0-0	--	--	2	2
10/27	at SAC	W	55.2	43.6	43.8	30.0	85.7	69.0	14	12	32	40	14	29	24	16	0-1	1-0	L1	W1	3	6
10/29	at HOU	W	43.2	37.8	40.0	27.3	78.3	94.7	18	9	45	33	23	19	18	20	1-1	0-2	W1	L2	1	3
10/30	at NOP	W	52.0	40.9	36.6	25.6	65.0	61.5	15	10	41	39	20	26	21	18	2-1	2-0	W2	W2	4	3
11/1	vs. SAC	W	48.1	40.9	35.5	31.4	86.7	78.3	11	11	31	35	15	23	17	17	3-1	2-1	W3	W1	1	1
11/3+	at OKC	W	53.3	60.2	45.0	51.7	83.3	80.0	18	15	40	29	30	30	25	20	4-1	3-2	W4	L1	4	4
11/5	at CLE	L	36.2	49.4	39.0	29.7	66.7	78.6	16	11	41	37	30	28	18	21	5-1	2-4	W5	L1	3	8
11/6	at DET	W	47.4	47.5	29.3	43.3	76.2	95.2	12	13	41	30	21	21	14	20	5-2	2-5	L1	L4	1	2
11/8	at DEN	L	43.0	44.6	31.4	31.4	76.9	68.2	11	11	35	35	26	22	20	20	6-2	7-1	W1	W3	4	2
11/11	vs. CLE	L	41.1	43.0	34.2	36.7	76.7	76.7	13	11	38	30	30	43	29	24	6-3	3-5	L1	L1	4	6
11/12	vs. MIN	L	38.5	52.4	27.9	33.3	85.7	70.0	12	9	43	27	28	30	28	19	6-4	6-2	L2	W5	3	3
11/14+	vs. MIN	L	42.0	44.4	33.3	41.2	87.5	85.7	13	14	39	34	16	21	22	19	6-5	7-2	L3	W6	1	2
11/16	vs. OKC	L	40.8	50.6	34.1	59.4	78.9	91.3	14	19	41	32	19	23	19	20	6-6	7-4	L4	W2	3	4
11/18	vs. OKC	L <sup>OT</sup>	45.4	52.0	39.1	34.8	81.0	90.0	18	8	46	23	17	18	18	16	6-7	8-4	L5	W3	4	6
11/20	vs. HOU	W	46.8	46.3	48.8	31.7	84.8	78.9	21	13	43	41	28	15	33	19	6-8	6-5	L6	L2	1	4
11/22	at PHX	L	47.8	44.7	31.2	39.3	65.5	84.6	10	11	32	28	32	52	34	22	7-8	8-6	W1	W4	1	3
11/24+	vs. SAS	W	49.4	45.0	47.5	25.5	79.2	83.3	19	12	40	47	24	12	21	18	7-9	3-12	L1	L10	3	4
11/28+	at SAC	L	48.2	45.1	41.5	34.1	86.7	64.3	17	15	41	44	30	42	31	23	8-9	9-6	W1	W1	1	2
11/30	vs. LAC	W	50.0	44.2	38.5	37.5	74.2	75.0	15	12	39	32	31	24	18	21	8-10	8-9	L1	W1	1	6
12/2	at LAC	L	44.2	48.9	39.5	33.3	79.2	85.7	17	13	43	39	24	14	15	21	9-10	8-10	W1	L1	3	2
12/6	vs. POR	W	41.9	41.1	29.4	34.8	84.8	75.0	10	16	34	46	33	16	19	30	9-11	6-13	L1	L1	3	1
12/8	at OKC	L <sup>OT</sup>	47.1	52.0	39.6	17.2	82.6	86.1	19	5	48	29	23	36	28	22	10-11	13-7	W1	L1	3	4
12/12	at PHX	L	44.6	45.2	34.8	35.9	66.7	85.3	16	14	46	39	27	34	28	22	10-12	12-10	L1	L2	3	1
12/14	at LAC	L	43.5	50.6	35.6	40.6	89.5	86.7	16	13	45	32	19	30	24	20	10-13	13-10	L2	W5	1	7
12/16	vs. BKN	W	48.4	48.4	53.1	39.5	85.0	86.7	17	17	32	43	20	15	15	21	10-14	13-10	L3	L1	2	3
12/17	at POR	W	52.9	47.1	34.2	37.1	68.4	91.3	13	13	38	35	19	23	20	20	11-14	6-18	W1	L6	10	1
12/19	vs. BOS	W <sup>OT</sup>	45.9	41.2	40.0	29.3	85.7	88.2	20	17	50	58	14	17	15	13	12-14	20-5	W2	W5	4	3
12/22	vs. WAS	W	48.5	45.4	40.0	31.4	85.0	79.2	18	11	45	35	20	24	17	16	13-14	5-22	W3	W1	9	5
12/23	vs. POR	W	57.8	45.2	30.3	37.1	83.3	68.0	10	13	33	35	24	25	14	20	14-14	7-20	W4	L1	7	5
12/25	at DEN	L	46.0	48.8	35.0	41.2	87.0	81.2	14	14	40	34	23	32	23	17	15-14	21-10	W5	W4	3	10
12/28	vs. MIA	L	42.0	48.4	24.2	32.3	80.0	72.7	8	10	33	31	25	22	19	19	15-15	18-12	L1	W3	4	1
12/30	vs. DAL	L	45.6	55.7	39.6	40.0	69.2	81.8	19	16	48	40	13	22	21	14	15-16	18-14	L2	L2	8	4
1/2	vs. ORL	W	53.8	44.6	37.1	38.9	64.9	82.6	13	14	35	36	37	23	19	24	15-17	19-13	L3	L1	3	7
1/4	vs. DEN	L	54.4	56.5	41.7	34.6	87.5	86.2	15	9	36	26	16	29	20	15	16-17	24-11	W1	W1	3	7
1/5	vs. DET	W	46.3	44.9	42.1	29.5	84.0	80.0	16	13	38	44	25	10	18	23	16-18	3-31	L1	L2	5	6
1/7	vs. TOR	L	45.0	58.5	30.4	45.5	93.3	57.1	14	15	46	33	15	14	11	14	17-18	14-21	W1	L1	6	3
1/10	vs. NOP	L	43.8	57.4	30.8	47.5	83.3	73.7	12	19	39	40	18	19	19	19	17-19	22-15	L1	W1	4	5
1/12	at CHI	W	52.1	58.1	42.6	45.0	73.3	81.2	20	18	47	40	30	16	16	21	17-20	18-21	L2	W3	6	2
1/13	at MIL	L	48.0	54.3	41.7	41.9	64.3	82.4	15	13	36	31	14	17	16	15	18-20	26-12	W1	W1	5	10
1/15	at MEM	L	48.9	37.2	32.3	37.0	90.0	80.0	10	20	31	54	10	40	25	12	18-21	14-25	L1	L2	7	1
1/24	vs. ATL	W	56.0	41.5	48.5	32.6	72.7	76.9	16	14	33	43	22	26	18	16	18-22	18-25	L2	L2	5	2
1/25	vs. SAC	L	55.8	52.7	51.4	45.8	78.3	84.2	19	22	37	48	23	19	19	21	19-22	24-18	W1	W1	5	4
1/27	vs. LAL	L <sup>2OT</sup>	46.2	48.5	39.7	33.3	68.8	88.4	23	9	58	27	16	43	34	21	19-23	23-23	L1	W1	3	8
1/30	vs. PHI	W	55.7	45.9	43.8	43.3	89.5	76.2	14	13	32	30	19	21	20	24	19-24	29-16	L2	L3	9	1
2/2	at MEM	W	55.4	40.2	37.9	30.4	81.8	70.8	11	14	29	46	22	24	17	20	20-24	18-30	W1	L3	7	2
2/3	at ATL	L <sup>OT</sup>	44.6	48.2	32.1	32.6	80.0	77.3	18	14	56	43	20	22	23	20	21-24	21-27	W2	W3	4	5
2/5	at BKN	W	46.2	38.2	18.2	31.0	82.6	77.3	4	13	22	42	23	22	17	23	21-25	20-28	L1	W1	5	5
2/7	at PHI	W	50.0	41.8	42.1	25.0	77.3	100	16	8	38	32	22	14	21	16	22-25	30-19	W1	L2	5	3
2/8	at IND	W	55.9	48.1	53.1	38.7	76.9	70.4	17	12	32	31	13	27	22	17	23-25	29-23	W2	W2	10	5
2/10	vs. PHX	W	44.6	45.7	41.5	32.4	54.5	93.8	17	11	41	34	11	16	20	13	24-25	31-21	W3	W3	7	4
2/12	at UTA	W	48.0	44.6	45.5	34.4	76.5	87.5	20	11	44	32	17	16	13	17	25-25	26-27	W4	L1	2	8
2/14	vs. LAC	L	45.6	50.0	38.3	34.2	72.2	78.4	18	13	47	38	18	37	25	21	26-25	35-17	W5	L1	5	7
2/15	at UTA	W	53.3	46.2	47.6	44.9	78.6	90.6	20	22	42	49	28	32	19	22	26-26	26-29	L1	L3	5	5
2/22	vs. LAL	W	46.7	48.9	39.0	28.6	85.7	66.7	16	10	41	35	14	21	19	18	27-26	30-26	W1	W3	10	3
2/23	vs. CHA	W	42.7	36.4	31.0	28.2	80.0	81.8	13	11	42	39	10	11	15	15	28-26	14-41	W2	W4	0	2
2/25	vs. DEN	L	43.2	48.9	32.4	34.4	75.9	84.6	11	11	34	32	29	26	18	20	29-26	38-19	W3	W2	3	3
2/27	at WAS	W	50.0	49.5	45.7	34.3	72.7	80.0	21	12	46	35	11	10	11	12	29-27	9-48	L1	L10	9	4
2/29	at NYK	W	44.9	36.9	31.1	30.8	50.0	70.8	14	12	45	39	16	24	19	15	30-27	35-24	W1	L1	4	4
3/1	at TOR	W	44.9	42.7	40.9	26.7	77.8	64.7	18	12	44	45	18	17	14	14	31-27	22-37	W2	L1	4	2
3/3	at BOS	L	39.1	55.2	17.1	51.0	69.2	81.8	7	25	41	49	13	11	13	19	32-27	47-12	W3	W10	4	4
3/6	vs. MIL	W	56.0	38.2	48.7	28.2	57.1	73.3	19	11	39	39	7	15	13	10	32-28	41-21	L1	W6	9	3
3/7	vs. CHI	L	45.4	52.9	26.2	44.4	82.1	73.9	11	16	43	36	28	23	22	22	33-28	30-32	W1	W2	4	2
3/9	vs. SAN	L	46.6	51.2	33.3	51.5	72.4	75.0	10	17	30	33	29	28	24	22	33-29	13-50	L1	L2	6	3
3/11	at SAN	W	49.5	41.9	44.4	37.8	66.7	66.7	12	14	27	37	12	15	19	15	33-30	14-50	L2	W1	8	2
3/13	at DAL																					
3/16	at LAL																					
3/18	vs. NYK																					
3/20	vs. MEM																					
3/22	vs. IND																					
3/24	at MIN																					

+ record/streak entering game      \* tied franchise record

## TECHNICALS (31)

Techs	Player	Date(s)
7	Draymond Green	10/30 at NOP, 11/11 vs. CLE (2x), 11/28 at SAC, 2/10 vs. PHX, 2/15 at UTA, 3/6 vs. MIL
5	Jonathan Kuminga	11/12 vs. MIN, 11/20 vs. HOU, 1/7 vs. TOR, 1/30 vs. PHI, 3/1 at TOR
4	Steve Kerr	11/8 at DEN, 11/22 at PHX, 12/8 at OKC, 2/2 at MEM
4	Klay Thompson	11/14 vs. MIN, 12/2 at LAC, 1/25 vs. SAC, 2/10 vs. PHX
2	Gary Payton II	10/27 at SAC, 11/12 vs. MIN
2	Chris Paul	11/22 at PHX (2x)
2	Stephen Curry	11/30 vs. LAC, 12/22 vs. WAS
2	Lester Quinones	2/23 vs. CHA (2x)
1	Moses Moody	10/27 at SAC (flopping)
1	Dario Saric	11/24 vs. SAS
1	Brandin Podziemski	12/6 vs. POR (flopping) * = rescinded

## RECORD AS A STARTER

Player	Games	Record	PCT
Curry	59	33-26	.559
Wiggins	43	22-21	.512
Kuminga	37	22-15	.595
Green	37	22-15	.595
Podziemski	22	14-8	.636
Thompson	52	25-27	.481
Looney	36	18-18	.500
Paul	13	5-8	.385
Saric	9	2-7	.222
Moody	8	6-2	.750
Jackson-Davis	4	1-3	.250

## EJECTIONS (6)

Player	Date	Time, Quarter (official)
Draymond Green	11/11	6:23, 3rd (B. Taylor)
Draymond Green	11/14	10:17, 1st (T. Ford)
Klay Thompson	11/14	10:17, 1st (T. Ford)
Chris Paul	11/22	0:23, 2nd (S. Foster)
Draymond Green	12/12	8:23, 3rd (B. Forte)
Lester Quinones	2/23	0:12, 4th (J. Tiven)

The Warriors had 7 player ejections in 2022-23

## FLAGRANT FOULS (3)

Player	Date	Time, Quarter
Draymond Green (F2)	11/14	10:17, Q1
Draymond Green (F2)	12/12	8:23, Q3
Chris Paul (F1)	12/14	8:45, Q2

## 2023-24 DUNK COUNT

PLAYER	DUNKS	LAST GAME
Jonathan Kuminga	118	3
Trayce Jackson-Davis	75	5
Andrew Wiggins	28	
Kevon Looney	20	
Moses Moody	11	
Gary Payton II	10	
Draymond Green	5	
Brandin Podziemski	3	
Klay Thompson	2	
Lester Quinones	2	
Dario Saric	1	
Gui Santos	1	
Jerome Robinson	2	
<b>TOTALS</b>	<b>275</b>	<b>8</b>
<b>OPPONENTS: 251</b> Last season: GSW 374, OPP 358		

## COACH'S CHALLENGES

**Overtaken 10**, Confirmed 24  
10/24 vs. PHX Q4 4:41

10/27 at SAC Q4 1:15  
10/29 at HOU Q4 2:07  
10/30 at NOP Q4 7:48  
11/1 vs. SAC Q2 8:33

11/3 at OKC Q4 0:32.5  
11/11 vs. CLE Q4 8:19

11/11 vs. CLE Q4 1:28  
11/12 vs. MIN Q3 5:24  
11/18 vs. OKC Q4 1:26  
11/22 at PHX Q2 3:11  
11/24 vs. SAS Q3 3:32  
11/24 vs. SAS Q4 1:20  
11/28 at SAC Q4 2:50  
11/30 vs. LAC Q1 1:20

12/2 at LAC Q4 1:42  
12/8 at OKC Q4 0:7.7  
12/19 vs. BOS Q3 6:07  
1/24 vs. ATL Q4 5:33

1/24 vs. ATL Q4 3:41  
1/27 vs. LAL Q2 0:52.7

1/30 vs. PHI Q4 7:45

2/2 at MEM Q2 2:48  
2/3 at ATL OT 4:51  
2/5 at BKN Q3 1:35  
Q4 9:51  
2/7 at PHI Q1 2:14  
2/8 at IND Q2 2:49

2/15 at UTA Q4 4:49  
2/23 vs. CHA Q4 4:19  
2/25 vs. DEN Q4 3:44  
3/1 at TOR Q4 3:31  
3/9 vs. SAS Q4 5:46

3/11 at SAS Q4 11:32  
In 2022-23, 15 overturned, 18 confirmed

J.Kuminga Offensive (J.Butler): Call Confirmed: On player J. Kuminga  
A.Wiggins P.FOUL (C.Washington): Call Stands  
A.Wiggins Offensive (K.Scott): Call Stands: On player A. Wiggins  
D.Green S.FOUL (J.Goble): Call Confirmed: On player D. Green  
J.Kuminga Offensive (J.Schroeder): Call Overturned: No Foul on J. Kuminga  
D.Green P.FOUL (C.Flores): Call Stands  
J.Kuminga Offensive (B.Taylor): Call Overturned: Corrected to Shooting Foul on M. Strus  
M.Moody S.FOUL (B.Barnaky): Call Stands: On player C. Joseph  
D.Green S.FOUL (M.Davis): Call Stands: On player D. Green  
A.Wiggins S.FOUL (S.Wright): Call Stands: On player A. Wiggins  
C.Paul Offensive (S.Foster): Call Stands: On player K. Looney  
D.Saric P.FOUL (T.Brothers): Call Overturned: No Foul on D. Saric  
D.Saric Offensive (J.VanDuyne): Call Confirmed: On player D. Saric  
S.Curry Offensive (J.Williams): Call Stands  
B.Podziemski S.FOUL (D.Scott): Call Overturned: No Foul on B. Podziemski  
Stoppage - Out Of Bounds: Call Overturned: Miscellaneous  
D.Green S.FOUL (C.Blair): Call Stands  
S.Curry S.FOUL (C.Blair): Call Stands: On player S. Curry  
T.Jackson-Davis Violation: Defensive Goaltending (M.Dagher): Call Overturned: Miscellaneous  
A.Wiggins S.FOUL (M.Dagher): Call Stands: On player A. Wiggins  
J.Kuminga S.FOUL (D.Richardson): Call Stands: On player J. Kuminga  
A.Wiggins Offensive (B.Nansel): Call Overturned: Corrected to Personal Foul on K. Oubre  
J.Kuminga S.FOUL (S.Mehta): Call Stands: On player J. Kuminga  
L.Quinones Offensive (I.Hwang): Call Confirmed  
Stoppage - Out Of Bounds: Call Overturned: Miscellaneous  
L.Quinones S.FOUL (M.Lindsay): Call Stands  
Stoppage - Out Of Bounds: Call Overturned: Miscellaneous  
S.Curry S.FOUL (M.Kogut): Call Overturned: Corrected to Offensive Foul on T. Haliburton  
S.Curry P.FOUL (K.Lane): Call Confirmed  
M.Moody Offensive (B.Nansel): Call Stands: On player M. Moody  
S.Curry Out Of Bounds Lost Ball TURNOVER: Call Confirmed  
D.Green Violation: Defensive Goaltending (B.Forte): Call Stands  
T.Jackson-Davis S.FOUL (J.VanDuyne): Call Stands: On player T. Jackson-Davis  
Out Of Bounds: Call Overturned: Miscellaneous



# 2023-24 STARTING LINEUPS AND OFFICIALS

NBA OFFICIALS GUIDE: <https://ak-static.cms.nba.com/wp-content/uploads/sites/4/2023/10/2023-24-NBA-Officials-Guide-10-24-23.pdf>

DATE	OPP	RESULT	STARTING LINEUP (SF, PF, C, SG, PG)	OFFICIALS
10/24	vs. PHX	L, 104-108	Thompson, Wiggins, Looney, Curry, Paul	#58 Josh Tiven, #77 Karl Lane, #30 John Butler
10/27	at SAC	W, 122-114	Thompson, Wiggins, Looney, Curry, Paul	#15 Zach Zarba, #22 JB DeRosa, #12 CJ Washington
10/29	at HOU	W, 106-95	Wiggins, Green, Looney, Thompson, Curry	#24 Kevin Scott, #71 Rodney Mott, #98 Sha'Rae Mitchell
10/30	at NOP	W, 130-102	Wiggins, Green, Looney, Moody, Curry	#74 Curtis Blair, #68 Jacyn Goble, #89 Dannica Mosher
11/1	vs. SAC	W, 102-101	Wiggins, Green, Looney, Thompson, Curry	#19 James Capers, #34 Kevin Cutler, #20 Jenna Schroeder
11/3+	at OKC	W, 141-139	Wiggins, Green, Looney, Thompson, Curry	#27 Mitchell Ervin, #3 Nick Buchert, #91 Che Flores
11/5	at CLE	L, 104-115	Wiggins, Green, Looney, Thompson, Curry	#71 Rodney Mott, #32 Marat Kogut, #63 Derek Richardson
11/6	at DET	W, 120-109	Wiggins, Green, Looney, Thompson, Curry	#39 Tyler Ford, #33 Sean Corbin, #96 Intae Hwang
11/8	at DEN	L, 105-108	Wiggins, Saric, Looney, Thompson, Curry	#24 Kevin Scott, #51 Aaron Smith, #44 Brett Nansel
11/11	vs. CLE	L, 110-118	Wiggins, Green, Looney, Thompson, Curry	#46 Ben Taylor, #36 Brent Barnaky, #72 J.T. Orr
11/12	vs. MIN	L, 110-116	Wiggins, Green, Looney, Thompson, Curry	#8 Marc Davis, #54 Ray Acosta, #91 Che Flores
11/14+	vs. MIN	L, 101-104	Wiggins, Green, Saric, Thompson, Paul	#39 Tyler Ford, #51 Aaron Smith, #28 Mousa Dagher
11/16	vs. OKC	L, 109-128	Wiggins, Kuminga, Saric, Thompson, Paul	#58 Josh Tiven, #9 Natalie Sago, #63 Derek Richardson
11/18	vs. OKC	L, 123-130 OT	Thompson, Wiggins, Looney, Curry, Paul	#4 Sean Wright, #30 John Butler, #67 Brandon Adair
11/20	vs. HOU	W, 121-116	Thompson, Wiggins, Looney, Curry, Paul	#15 Zach Zarba, #32 Marat Kogut, #52 Scott Twardoski
11/22	at PHX	L, 115-123	Thompson, Wiggins, Looney, Curry, Paul	#8 Scott Foster, #34 Kevin Cutler, #11 Derrick Collins
11/24+	vs. SAN	W, 118-112	Thompson, Wiggins, Looney, Moody, Curry	#25 Tony Brothers, #64 Justin Van Duyne, #40 Leon Wood
11/28+	at SAC	L, 123-124	Thompson, Wiggins, Looney, Thompson, Curry	#60 James Williams, #27 Mitchell Ervin, #72 J.T. Orr
11/30	vs. LAC	W, 120-114	Moody, Green, Looney, Thompson, Curry	#24 Kevin Scott, #23 Tre Maddox, #87 Danielle Scott
12/2	at LAC	L, 112-113	Moody, Green, Saric, Thompson, Curry	#58 Josh Tiven, #34 Kevin Cutler, #91 Che Flores
12/6	vs. POR	W, 110-106	Wiggins, Green, Looney, Thompson, Curry	#71 Rodney Mott, #51 Aaron Smith, #87 Danielle Scott
12/8	at OKC	L, 136-138 OT	Wiggins, Green, Looney, Thompson, Curry	#74 Curtis Blair, #54 Ray Acosta, #53 Matt Kallio
12/12	at PHX	L, 116-119	Wiggins, Green, Looney, Thompson, Curry	#5 Brian Forte, #68 Jacyn Goble, #44 Brett Nansel
12/14	at LAC	L, 113-121	Thompson, Kuminga, Looney, Podziemski, Curry	#25 Tony Brothers, #51 Aaron Smith, #70 Phenizee Ransom
12/16	vs. BKN	W, 124-120	Thompson, Kuminga, Looney, Podziemski, Curry	#39 Tyler Ford, #33 Sean Corbin, #78 Evan Scott
12/17	at POR	W, 118-114	Thompson, Kuminga, Looney, Podziemski, Curry	#14 Ed Malloy, #52 Scott Twardoski, #93 Jenna Reneau
12/19	vs. BOS	W, 132-126 OT	Thompson, Kuminga, Looney, Podziemski, Curry	#74 Curtis Blair, #27 Mitchell Ervin, #11 Derrick Collins
12/22	vs. WAS	W, 129-118	Thompson, Kuminga, Looney, Podziemski, Curry	#6 Ben Taylor, #50 Gediminas Petraitis, #63 Derek Richardson
12/23	vs. POR	W, 126-106	Thompson, Kuminga, Looney, Podziemski, Curry	#58 Josh Tiven, #72 J.T. Orr, #76 Sha'Rae Mitchell
12/25	at DEN	L, 114-120	Thompson, Kuminga, Looney, Podziemski, Curry	#61 Courtney Kirkland, #23 Tre Maddox, #38 Michae Smith
12/28	vs. MIA	L, 102-114	Thompson, Kuminga, Looney, Podziemski, Curry	#60 James Williams, #22 JB DeRosa, #96 Intae Hwang
12/30	vs. DAL	L, 122-132	Thompson, Kuminga, Jackson-Davis, Curry, Paul	#24 Kevin Scott, #49 Tom Washington, #31 Scott Wall
1/2	vs. ORL	W, 121-115	Thompson, Kuminga, Jackson-Davis, Curry, Paul	#74 Curtis Blair, #23 Tre Maddox, #40 Leon Wood
1/4	vs. DEN	L, 127-130	Thompson, Kuminga, Looney, Curry, Paul	#4 Sean Wright, #13 Ashley Moyer-Gleich, #72 J.T. Orr
1/5	vs. DET	W, 113-109	Thompson, Kuminga, Looney, Curry, Paul	#9 Mark Lindsay, #3 Nick Buchert, #12 CJ Washington
1/7	vs. TOR	L, 118-133	Wiggins, Kuminga, Jackson-Davis, Thompson, Curry	#15 Zach Zarba, #33 Sean Corbin, #18 Matt Boland
1/10	vs. NOP	L, 105-141	Thompson, Kuminga, Looney, Podziemski, Curry	#46 Ben Taylor, #68 Jacyn Goble, #52 Scott Twardoski
1/12	at CHI	W, 140-131	Wiggins, Saric, Looney, Thompson, Curry	#16 David Guthrie, #13 Ashley Moyer-Gleich, #43 Matt Myers
1/13	at MIL	L, 118-129	Wiggins, Saric, Looney, Thompson, Podziemski	#15 Zach Zarba, #60 James Williams, #44 Brett Nansel
1/15	at MEM	L, 107-116	Wiggins, Saric, Looney, Thompson, Curry	#29 Mark Lindsay, #26 Pat Fraher, #84 Jenna Schroeder
1/17	at UTA	PPD		
1/19	vs. DAL	PPD		
1/24	vs. ATL	W, 134-112	Wiggins, Saric, Looney, Thompson, Curry	#8 Marc Davis, #34 Kevin Cutler, #28 Mousa Dagher
1/25	vs. SAC	L, 133-134	Wiggins, Saric, Looney, Thompson, Curry	#24 Kevin Scott, #37 Eric Dalen, #30 John Butler
1/27	vs. LAL	L, 144-145 2OT	Wiggins, Kuminga, Green, Thompson, Curry	#10 John Goble, #27 Mitchell Ervin, #63 Derek Richardson
1/30	vs. PHI	W, 119-107	Wiggins, Kuminga, Green, Podziemski, Curry	#25 Tony Brothers, #64 Justin Van Duyne, #44 Brett Nansel
2/2	at MEM	W, 121-101	Wiggins, Kuminga, Green, Thompson, Curry	#4 Sean Wright, #68 Jacyn Goble, #82 Suyash Mehta
2/3	at ATL	L, 134-141 OT	Wiggins, Kuminga, Green, Thompson, Curry	#24 Kevin Scott, #33 Sean Corbin, #96 Intae Hwang
2/5	at BKN	W, 109-98	Thompson, Kuminga, Green, Podziemski, Curry	#29 Mark Lindsay, #3 Nick Buchert, #41 Nate Green
2/7	at PHI	W, 127-104	Wiggins, Kuminga, Green, Thompson, Curry	#39 Tyler Ford, #51 Aaron Smith, #40 Leon Wood
2/8	at IND	W, 131-109	Wiggins, Kuminga, Green, Podziemski, Curry	#74 Curtis Blair, #32 Marat Kogut, #28 Mousa Dagher
2/10	vs. PHX	W, 113-112	Wiggins, Kuminga, Green, Thompson, Curry	#8 Marc Davis, #68 Jacyn Goble, #54 Ray Acosta
2/12	at UTA	W, 129-107	Wiggins, Kuminga, Green, Thompson, Curry	#6 David Guthrie, #26 Pat Fraher, #89 Dannica Mosher
2/14	vs. LAC	L, 125-130	Wiggins, Kuminga, Green, Thompson, Curry	#60 James Williams, #52 Scott Twardoski, #30 John Butler
2/15	at UTA	W, 140-137	Wiggins, Kuminga, Green, Podziemski, Curry	#77 Karl Lane, #54 Ray Acosta, #63 Derek Richardson
2/22	vs. LAL	W, 128-110	Wiggins, Kuminga, Green, Podziemski, Curry	#15 Zach Zarba, #50 Gediminas Petraitis, #32 Marat Kogut
2/23	vs. CHA	W, 97-84	Wiggins, Kuminga, Green, Podziemski, Curry	#58 Josh Tiven, #44 Brett Nansel, #91 Che Flores
2/25	vs. DEN	L, 103-119	Wiggins, Kuminga, Green, Podziemski, Curry	#25 Tony Brothers, #64 Justin Van Duyne, #28 Mousa Dagher
2/27	at WAS	W, 123-112	Moody, Kuminga, Green, Podziemski, Curry	#34 Kevin Cutler, #70 Phenizee Ransom, #96 Intae Hwang
2/29	at NYK	W, 110-99	Moody, Kuminga, Green, Podziemski, Curry	#19 James Capers, #77 Karl Lane, #54 Ray Acosta
3/1	at TOR	W, 120-105	Moody, Kuminga, Green, Thompson, Curry	#45 Brian Forte, #13 Ashley Moyer-Gleich, #11 Derrick Collins
3/3	at BOS	L, 88-140	Moody, Kuminga, Green, Thompson, Curry	#60 James Williams, #3 Nick Buchert, #43 Matt Myers
3/6	vs. MIL	W, 125-90	Wiggins, Kuminga, Green, Podziemski, Curry	#19 James Capers, #50 Gediminas Petraitis, #72 J.T. Orr
3/7	vs. CHI	L, 122-125	Wiggins, Kuminga, Green, Podziemski, Curry	#29 Mark Lindsay, #52 Scott Twardoski, #70 Phenizee Ransom
3/9	vs. SAN	L, 113-126	Kuminga, Green, Jackson-Davis, Podziemski, Curry	#4 Sean Wright, #64 Justin Van Duyne, #85 Robert Hussey
3/11	at SAN	W, 112-102	Wiggins, Kuminga, Green, Thompson, Paul	#14 Ed Malloy, #38 Michael Smith, #96 Intae Hwang
3/13	at DAL			
3/16	at LAL			
3/18	vs. NYK			
3/20	vs. MEM			
3/22	vs. IND			
3/24	at MIN			
3/26	at MIA			
3/27	at ORL			
3/29	at CHA			
3/31	at SAN			
4/2	at DAL			
4/4	at HOU			
4/7	vs. UTA			
4/9	at LAL			
4/11	at POR			
4/12	vs. NOP			
4/14	vs. UTA			

+ record/streak entering game \* tied franchise record