



2023-24 REG. SEASON SCHEDULE

DATE	OPPONENT	SCORE	RECORD
10/25	@ Heat	102-103 L	0-1
10/27	@ Hornets	111-99 W	1-1
10/28	vs. Bulls	118-102 W	2-1
10/30	@ Thunder	112-124 L	2-2
11/1	vs. Trail Blazers	101-110 L	2-3
11/2	@ Pelicans	116-125 L	2-4
11/5	vs. Suns	106-120 L	2-5
11/6	vs. Warriors	109-120 L	2-6
11/8	@ Bucks	118-120 L	2-7
11/10	vs. 76ers	106-114 L	2-8
11/12	@ Bulls	108-119 L	2-9
11/14	vs. Hawks	120-126 L	2-10
11/17	@ Cavaliers	100-108 L	2-11
11/19	@ Raptors	113-142 L	2-12
11/20	vs. Nuggets	103-107 L	2-13
11/24	@ Pacers	113-136 L	2-14
11/27	vs. Wizards	107-126 L	2-15
11/29	vs. Pistons	107-133 L	2-16
11/30	@ Knicks	112-118 L	2-17
12/2	vs. Cavaliers	101-110 L	2-18
12/6	vs. Grizzlies	102-116 L	2-19
12/8	@ Magic	91-123 L	2-20
12/11	vs. Pacers	123-131 L	2-21
12/13	vs. 76ers	111-129 L	2-22
12/15	@ 76ers	92-124 L	2-23
12/16	@ Bucks	114-146 L	2-24
12/18	@ Hawks	124-130 L	2-25
12/21	vs. Jazz	111-119 L	2-26
12/23	@ Nets	115-126 L	2-27
12/26	vs. Nets	112-118 L	2-28
12/28	@ Celtics	122-128* L	2-29
12/30	vs. Raptors	129-127 W	3-29
1/1	@ Rockets	113-136 L	3-30
1/3	@ Jazz	148-154* L	3-31
1/5	@ Warriors	109-113 L	3-32
1/7	@ Nuggets	114-131 L	3-33
1/9	vs. Kings	110-131 L	3-34
1/10	vs. Spurs	108-130 L	3-35
1/12	vs. Rockets	110-112 L	3-36
1/15	@ Wizards	129-117 W	4-36
1/17	vs. Timberwolves	117-124 L	4-37
1/20	vs. Bucks	135-141 L	4-38
1/22	vs. Bucks	113-122 L	4-39
1/24	vs. Hornets	113-106 W	5-39
1/27	vs. Wizards	104-118 L	5-40
1/28	vs. Thunder	120-104 W	6-40
1/31	@ Cavaliers	121-128 L	6-41
2/2	vs. Clippers	125-136 L	6-42
2/4	vs. Magic	99-111 L	6-43
2/7	@ Kings	133-120 W	7-43
2/8	@ Trail Blazers	128-122* W	8-43
2/10	@ Clippers	106-112 L	8-44
2/13	@ Lakers	111-125 L	8-45
2/14	@ Suns	100-116 L	8-46
2/22	@ Pacers	115-129 L	8-47
2/24	vs. Magic	109-112 L	8-48
2/26	@ Knicks	111-113 L	8-49
2/27	@ Bulls	105-95 W	9-49
3/1	vs. Cavaliers	100-110 L	9-50
3/3	@ Magic	91-113 L	9-51
3/5	@ Heat	110-118 L	9-52
3/7	vs. Nets	118-112 W	10-52
3/9	vs. Mavericks	124-142 L	10-53
3/11	vs. Hornets	114-97 W	11-53
3/13	vs. Raptors	113-104 W	12-53
3/15	vs. Heat	95-108 L	12-54
3/17	vs. Heat	101-104 L	12-55
3/18	@ Celtics	94-119 L	12-56
3/20	vs. Pacers	103-122 L	12-57
3/22	vs. Celtics	102-129 L	12-58
3/24	vs. Pelicans	101-114 L	12-59
3/25	@ Knicks	99-124 L	12-60
3/27	@ Timberwolves	91-106 L	12-61
3/29	@ Wizards	96-87 W	13-61
4/1	vs. Grizzlies	108-110 L	13-62
4/3	@ Hawks	113-121 L	13-63
4/5	@ Grizzlies	90-108 L	13-64
4/6	@ Nets	103-113 L	13-65
4/9	@ 76ers	102-120 L	13-66
4/11	vs. Bulls	7:00 pm --	--
4/12	@ Mavericks	8:30 pm --	--
4/14	@ Spurs	3:30 pm --	--

All Times Detroit Time (ET)
* Overtime Periods

2023-24 REG. SEASON RECORD BY MONTH

Oct: (2-2); Nov: (0-15); Dec: (1-12); Jan: (3-12); Feb: (3-8);
Mar: (4-12); Apr: (0-5)



Detroit Pistons (13-66) vs. Chicago Bulls (37-42)



Regular Season Game #80 / Home Game #40 • TV: TV-20/Bally Sports Detroit Extra • Radio: 950 AM
Little Caesars Arena • Thursday, April 11, 2024, 7 PM EDT

LAST GAME STARTERS

PLAYER / 2023-24 REGULAR SEASON AVERAGES

NOTES

#7 Troy Brown Jr.

F • 6-6 • 209 • Oregon/USA • 6th Season

GP/GS	PPG	RPG	APG	SPG	BPG	MPG
56/12	4.2	2.4	1.0	0.4	0.0	13.5

LAST GAME: Three rebounds, two steals in 23 minutes vs PHI (4/9).

NOTES: Has started nine games for Detroit, averaging 5.4 points, 4.2 rebounds and 1.0 assists.

#5 Chimezie Metu

F • 6-9 • 225 • USC/USA • 6th Season

GP/GS	PPG	RPG	APG	SPG	BPG	MPG
48/9	6.0	3.6	0.9	0.8	0.3	15.8

LAST GAME: Seven points, 11 rebounds, two assists in 35 minutes vs PHI (4/9)...Most rebounds as a Piston.

NOTES: Ranks fourth on Detroit in total points and third in total rebounds since signing initial 10-day contract on March 20.

#0 Jalen Duren

C • 6-10 • 250 • Memphis/USA • 2nd Season

GP/GS	PPG	RPG	APG	SPG	BPG	MPG
60/59	13.7	11.6	2.4	0.6	0.8	29.1

LAST GAME: 15 points, 11 rebounds, two assists in 28 minutes vs PHI (4/9).

NOTES: Ranks T-7th in NBA with 43 double-doubles, the sixth-most by any player in their age-20 season...Ranks 5th in NBA with 11.6 REB and T-8th with 3.2 OREB...Leads NBA with three 20-20 games...Could become first Piston with 14.0 PTS, 12.0 REB and 2.0 AST on .600 FG%.

#23 Jaden Ivey

G • 6-4 • 195 • Purdue/USA • 2nd Season

GP/GS	PPG	RPG	APG	SPG	BPG	MPG
74/58	15.5	3.5	3.8	0.7	0.6	28.8

LAST GAME: 25 points (6-of-9 3FG), five rebounds, four assists, one block in 32 minutes vs PHI (4/9)...Averaging 20.0 points over last five games, third individual 5+ game span of 20 PPG this season.

NOTES: Ranks second on team with 17 20-point games...One of five players in franchise history to average at least 15.0 points, 4.0 assists and 3.0 rebounds across first two seasons (Bing, Thomas, Hill, Cunningham)...Leads Pistons in games played since being drafted (148).

#25 Marcus Sasser

G • 6-2 • 195 • Houston/USA • Rookie

GP/GS	PPG	RPG	APG	SPG	BPG	MPG
68/8	7.7	1.8	3.3	0.6	0.1	18.5

LAST GAME: 10 points, three rebounds, five assists in 27 minutes vs PHI (4/9).

NOTES: Ranks fifth among rookies with a .378 3PT%...One of six rookies in franchise history to shoot .375 3PT% or better...Has the sixth-most 3-pointers (82) through 68 career games in franchise history.

2023-24 REGULAR SEASON PISTONS RECORDS

	RECORD	HOME	ROAD	OT
OVERALL	13-66	7-32	6-34	1-2
WESTERN	3-26	1-15	2-11	1-1
EASTERN	10-40	6-17	4-23	0-1
CENTRAL	2-13	1-6	1-7	--

STREAKS

OVERALL	Lost 5
HOME	Lost 6
ROAD	Lost 4

INJURY/STATUS REPORT

Simone Fontecchio (Left Great Toe; Contusion), Quentin Grimes (Right Knee; Contusion), Isaiah Stewart (Right Hamstring; Strain), Ausar Thompson (Illness) and Stanley Umude (Right Ankle; Fracture) are OUT.

QUICK FACTS

- Detroit plays their 40th and final home game tonight; they have played under 41 home games in three of the past five seasons (twice affected by COVID-19 pandemic).
- The Pistons have had 31 players appear in a game, two behind this seasons' Memphis Grizzlies (33) for the most in NBA history.
- Detroit's .788 FT% is tied as the best in a single season in franchise history.

MEDIA INFO

For all Detroit Pistons updates and information, follow @PistonsPR on X or visit hoopsong.com (contact Pistons PR for access).





NO.	PLAYER	POS.	HT.	WT.	BIRTHDATE	PRIOR TO NBA/HOME COUNTRY	NBA EXP.
35	Buddy Boeheim*	G	6-6	195	11/11/1999	Syracuse/USA	2
7	Troy Brown Jr.	G/F	6-6	209	07/28/1999	Oregon/USA	6
2	Cade Cunningham	G	6-6	217	09/25/2001	Oklahoma State/USA	2
0	Jalen Duren	C	6-10	250	11/18/2003	Memphis/USA	1
18	Tosan Evbuomwan*	F	6-8	219	02/16/2001	Princeton/United Kingdom	R
14	Malachi Flynn	G	6-1	185	05/09/1998	San Diego State/USA	4
19	Simone Fontecchio	F	6-7	200	12/09/1995	Baskonia/Italy	2
31	Evan Fournier	G/F	6-7	213	10/29/1992	Poitiers Basket 86/France	12
67	Taj Gibson	C	6-9	234	06/24/1985	USC/USA	15
24	Quentin Grimes	G	6-5	207	05/08/2000	Houston/USA	3
23	Jaden Ivey	G	6-4	195	02/13/2002	Purdue/USA	1
5	Chimezie Metu	F/C	6-9	225	03/22/1997	USC/USA	6
20	Jaylen Nowell	G	6-5	208	07/09/1999	Washington/USA	4
8	Jared Rhoden*	G	6-6	210	08/27/1999	Seton Hall/USA	1
25	Marcus Sasser	G	6-2	195	09/21/2000	Houston/USA	R
28	Isaiah Stewart	C	6-9	250	05/22/2001	Washington/USA	3
9	Ausar Thompson	F	6-7	215	01/30/2003	Overtime Elite/USA	R
17	Stanley Umude	G	6-6	210	04/12/1999	Arkansas/USA	1
13	James Wiseman	C	7-0	255	03/31/2001	Memphis/USA	2

* Player under two-way contract, *Player on 10-day contract

STAFF

Head Coach: Monty Williams (Notre Dame)

Assistant Coaches: Stephen Silas (Brown), Jarrett Jack (Georgia Tech), Mark Bryant (Seton Hall), Brian Randle (Illinois), Stephen Scalzi (Boston College), Brian Adams (Connecticut College)

Assistant/Player Development Coaches: Spencer Rivers (UC Irvine)

Medical Director: Sebastien Poirier (Salem State University)

Performance Director: Trent Salo (Calvin)

Director of Athletic Training: Alex Garland (Central Michigan)

Head Strength and Conditioning Coach: Jordan Sabourin (Oakland)

PRONUNCIATION GUIDE

Buddy Boeheim (bay-hyme); **Jalen Duren** (DURR-in); **Tosan Evbuomwan** (TOE-sahn eh-WOAH-muh); **Malachi Flynn** (MAL-uh-kai Flinn); **Simone Fontecchio** (see-MOW-nay fawn-TECH-ee-oh); **Evan Fournier** (FORN-yay); **Taj Gibson** (Tahzj); **Quentin Grimes** (QUINN-ten Grymes); **Chimezie Metu** (chih-MEH-zee MEH-too); **Jared Rhoden** (ROE-din); **Marcus Sasser** (SASS-err); **Ausar Thompson** (uh-SARR); **Stanley Umude** (oo-MOO-day)

HOW THE PISTONS WERE BUILT

FREE AGENTS

- 2024** - Buddy Boeheim (Signed a two-way contract on February 23, 2024)
 - Tosan Evbuomwan (Signed to a two-way contract on February 22, 2024)
 - Taj Gibson (Signed a 10-day contract on March 6, 2024)
 - Chimezie Metu (Signed a 10-day contract on March 20, 2024)
 - Jaylen Nowell (Signed to a 10-day contract on April 2, 2024)
- 2023** - Stanley Umude (Converted from two-way to standard contract on February 22, 2024)
- 2022** - Jared Rhoden (Signed to a two-way contract on December 26, 2022)

OBTAINED VIA TRADE

- 2024** - Troy Brown Jr. (Along with Shake Milton, acquired from the Minnesota Timberwolves for Monte Morris and a 2030 second round pick.)
 - Malachi Flynn (Acquired, along with Quentin Grimes, Evan Fournier, Ryan Arcidiacono two second-round picks and cash considerations from the New York Knicks for Bojan Bogdanovic and Alec Burks)
 - Simone Fontecchio (Acquired from Utah for Kevin Knox II, the rights to Gabriele Procida and a 2024 second-round pick.)
 - Evan Fournier (Acquired from the New York Knicks on February 8, 2024)
 - Quentin Grimes (Acquired from the New York Knicks on February 8, 2024)
- 2023** - Marcus Sasser (Acquired from Boston via Memphis in a draft-day deal for James Nnaji and a 2025 and 2026 2nd round pick)
 - James Wiseman (Acquired from Golden State at the trade deadline in a four-team trade including Saddiq Bey and Kevin Knox on February 9, 2023.)
- 2022** - Jalen Duren (Acquired in a draft-day deal from New York on July 6, 2022 for a protected 2023 first round pick and a 2023 and 2024 second-round pick.)
- 2020** - Isaiah Stewart (Acquired in a post-draft trade with Houston for Christian Wood, a protected 2021 first round pick and a 2021 second-round pick.)

OBTAINED VIA DRAFT

- 2023** - Ausar Thompson (Drafted 5th overall in 2023)
- 2022** - Jaden Ivey (Drafted 5th overall in 2022)
- 2021** - Cade Cunningham (Drafted 1st overall in 2021)

NUMERICAL ROSTER

0 Jalen Duren	2 Cade Cunningham
5 Chimezie Metu	7 Troy Brown Jr.
8 Jared Rhoden	9 Ausar Thompson
13 James Wiseman	14 Malachi Flynn
17 Stanley Umude	18 Tosan Evbuomwan
19 Simone Fontecchio	20 Jaylen Nowell
23 Jaden Ivey	24 Quentin Grimes
25 Marcus Sasser	28 Isaiah Stewart
31 Evan Fournier	35 Buddy Boeheim
67 Taj Gibson	

ROSTER TRANSACTIONS

April 2, 2024: Signed Jaylen Nowell to a 10-day contract.

March 30, 2024: Signed Chimezie Metu to a rest-of-season contract.

March 20, 2024: Signed Chimezie Metu to a 10-day contract.

March 15, 2024: Signed Taj Gibson to a rest-of-season contract.

March 6, 2024: Signed Taj Gibson to a 10-day contract.

March 2, 2024: Placed Shake Milton on waivers.

February 28, 2024: Placed Mike Muscala on waivers.

February 22, 2024: Converted Stanley Umude to a standard NBA contract, signed Buddy Boeheim and Tosan Evbuomwan to two-way contracts.

February 21, 2024: Waived Malcolm Cazalon.

February 12, 2024: Signed Tosan Evbuomwan to a 10-day contract.

February 8, 2024: Waived Killian Hayes, Joe Harris, Danilo Gallinari and Danuel House Jr.

February 8, 2024: Acquired Quentin Grimes, Malachi Flynn, Ryan Arcidiacono, Evan Fournier, two second round picks and cash considerations from New York for Bojan Bogdanovic and Alec Burks.

February 8, 2024: Acquired Danuel House Jr. and a 2024 second-round pick from Philadelphia for a 2028 second-round pick.





2023-24 DETROIT PISTONS STATISTICS

PLAYER	GP-GS	MIN	MPG	FG-ATT	FG%	3FG-ATT	3FG%	FT-FTA	FT%	OFF	DEF	TOT/AVG	AST	APG	PF-D	STL	SPG	TO	BLK	BPG	PTS	AVG
Cunningham	62-62	2,074	33.5	524-1,167	.449	119-335	.355	238-274	.869	33	235	268/4.3	464	7.5	153-194	56	0.90	212	22	0.35	1,405	22.7
Bogdanovic	28-27	921	32.9	199-425	.468	86-207	.415	81-104	.779	13	81	94/3.4	71	2.5	57-83	23	0.82	63	4	0.14	565	20.2
Ivey	74-58	2,132	28.8	403-938	.430	120-354	.339	223-295	.756	86	174	260/3.5	283	3.8	201-220	54	0.73	182	41	0.55	1,149	15.5
Fontecchio	16-9	484	30.3	91-190	.479	43-101	.426	22-26	.846	12	58	70/4.4	28	1.8	29-26	14	0.88	17	5	0.31	247	15.4
Duren	60-59	1,747	29.1	342-555	.616	0-4	.000	137-174	.787	190	508	698/11.6	144	2.4	189-145	33	0.55	125	47	0.78	821	13.7
Burks	43-0	901	20.9	160-406	.394	99-247	.401	121-134	.903	16	94	110/2.6	68	1.6	64-104	21	0.49	32	11	0.26	540	12.6
Stewart	46-45	1,423	30.9	186-382	.487	67-175	.383	64-85	.753	74	231	305/6.6	73	1.6	99-82	17	0.37	66	38	0.83	503	10.9
Bagley III	26-10	478	18.4	107-181	.591	1-6	.167	50-61	.820	46	72	118/4.5	27	1.0	40-51	5	0.19	29	14	0.54	265	10.2
Metu	11-4	311	28.3	42-84	.500	5-28	.179	16-17	.941	15	49	64/5.8	22	2.0	29-19	20	1.82	18	7	0.64	105	9.5
Thompson	63-38	1,583	25.1	232-480	.483	21-113	.186	71-119	.597	129	273	402/6.4	120	1.9	175-118	68	1.08	84	59	0.94	556	8.8
Gallinari	6-0	90	14.9	12-22	.545	7-12	.583	21-24	.875	2	12	14/2.3	12	2.0	9-17	2	0.33	1	2	0.33	52	8.7
Nowell	3-0	50	16.5	11-19	.579	2-4	.500	2-4	.500	3	5	8/2.7	3	1.0	2-3	1	0.33	1	2	0.67	26	8.7
Flynn	21-0	291	13.9	60-139	.432	23-68	.338	23-33	.697	7	33	40/1.9	42	2.0	20-21	14	0.67	23	2	0.10	166	7.9
Sasser	68-8	1,255	18.5	196-464	.422	82-217	.378	51-59	.864	10	109	119/1.8	221	3.3	101-66	41	0.60	81	10	0.15	525	7.7
Knox II	31-11	560	18.1	86-186	.462	31-94	.330	20-22	.909	18	57	75/2.4	23	0.7	50-22	13	0.42	22	7	0.23	223	7.2
Fournier	26-0	469	18.1	64-172	.372	30-102	.294	26-31	.839	4	44	48/1.8	39	1.5	38-16	24	0.92	17	6	0.23	184	7.1
Evbunwan	13-8	293	22.5	32-56	.571	10-24	.417	17-25	.680	10	36	46/3.5	10	0.8	18-17	6	0.46	8	4	0.31	91	7.0
Wiseman	60-4	997	16.6	173-276	.627	0-2	.000	67-93	.720	99	204	303/5.1	49	0.8	137-75	10	0.17	65	36	0.60	413	6.9
Hayes	42-31	1,008	24.0	117-283	.413	22-74	.297	33-50	.660	11	108	119/2.8	205	4.9	75-54	36	0.86	51	20	0.48	289	6.9
Milton	4-0	63	15.8	11-26	.423	3-9	.333	2-3	.667	7	11	18/4.5	6	1.5	3-7	2	0.50	3	1	0.25	27	6.8
Grimes	6-0	115	19.2	9-42	.214	4-28	.143	10-11	.909	1	11	12/2.0	14	2.3	9-6	5	0.83	7	4	0.67	32	5.3
Umude	24-2	307	12.8	37-84	.440	24-53	.453	29-32	.906	8	43	51/2.1	11	0.5	40-21	8	0.33	14	7	0.29	127	5.3
Livers	23-6	469	20.4	40-116	.345	22-77	.286	12-18	.667	15	33	48/2.1	25	1.1	43-15	13	0.57	16	5	0.22	114	5.0
Morris	6-0	68	11.4	12-33	.364	2-11	.182	1-2	.500	2	10	12/2.0	8	1.3	1-2	1	0.17	2	1	0.17	27	4.5
Brown Jr.	19-9	344	18.1	28-89	.315	16-50	.320	11-13	.846	10	50	60/3.2	19	1.0	14-12	12	0.63	10	0	0.00	83	4.4
Gibson	2-0	20	9.9	3-5	.600	2-4	.500	0-0	.000	0	2	2/1.0	0	0.0	2-0	1	0.50	0	0	0.00	8	4.0
Boeheim	8-0	70	8.7	8-26	.308	7-22	.318	5-5	1.000	1	7	8/1.0	3	0.4	4-2	0	0.00	0	1	0.13	28	3.5
Muscala	13-4	171	13.2	15-44	.341	13-34	.382	2-4	.500	10	19	29/2.2	10	0.8	13-7	3	0.23	2	5	0.38	45	3.5
Rhoden	14-0	169	12.0	19-43	.442	5-18	.278	5-8	.625	2	19	21/1.5	11	0.8	23-7	3	0.21	6	9	0.64	48	3.4
Harris	16-0	170	10.6	14-39	.359	10-30	.333	1-2	.500	3	10	13/0.8	10	0.6	19-4	3	0.19	4	2	0.13	39	2.4
Cazalon	1-0	3	2.6	0-0	.000	0-0	.000	0-0	.000	0	0	0/0.0	0	0.0	0-0	0	0.00	0	0	0.00	0	0.0
PISTONS	79	19,020	240.8	3,233-6,972	.464	876-2,503	.350	1,361-1,728	.788	837	2,598	3,435/43.5	2,021	25.6	1,657-1,416	509	6.44	1,161	372	4.71	8,703	110.2
OPPONENTS	79	19,020	240.8	3,442-7,031	.490	954-2,583	.369	1,580-1,972	.801	759	2,632	3,391/42.9	2,135	27.0	1,416-1,657	699	8.85	928	477	6.04	9,418	119.2

RECENT GAMES

76ers 120, PISTONS 102 – APRIL 9, 2024 – WELLS FARGO CENTER – PHILADELPHIA, PA – GAME #79 (13-66, 6-34 AWAY)

TEAM	1	2	3	4	OT	FINAL	FG	FGA	FG%	3FG%	FT%	OR	DR	TR	A	PF	ST	TO	BS
DET	22	30	26	24	-	102	34	84	.405	.467	.833	9	35	44	20	17	3	16	5
PHI	30	34	26	30	-	120	44	98	.449	.351	.826	16	35	51	29	18	11	9	8
TEAM	HIGH PTS			HIGH REB			HIGH AST			TEAM	HIGH PTS			HIGH REB			HIGH AST		
DET	J. Ivey: 25			J. Duren/C. Metu: 11			M. Sasser: 5			PHI	J. Embiid: 37			T. Harris: 12			J. Embiid: 8		

Key Moments: Detroit shrunk a 10-point (24-14) deficit to five (27-22) with 9.4 seconds left in the first quarter, but Philadelphia quickly extended it to 13 (38-25) just a minute and a half into the second quarter...The Sixers led by 12 (64-52) at halftime as Evan Fournier led the Pistons with 12 points in the second...Detroit went on a 9-0 run to cut the deficit to one (71-70) with 7:06 left in the third, but that was as close as they came to taking the lead...Philadelphia led by 12 (90-78) at the end of the third and by as many as 24 (116-92) in the fourth.

NETS 113, PISTONS 103 – APRIL 6, 2024 – BARCLAYS CENTER – BROOKLYN, NY – GAME #78 (13-65, 6-33 AWAY)

TEAM	1	2	3	4	OT	FINAL	FG	FGA	FG%	3FG%	FT%	OR	DR	TR	A	PF	ST	TO	BS
DET	35	22	26	20	-	103	42	92	.457	.436	.500	5	23	28	25	24	9	10	2
BKN	23	23	29	38	-	113	38	73	.521	.407	.788	11	37	48	20	11	3	18	7
TEAM	HIGH PTS			HIGH REB			HIGH AST			TEAM	HIGH PTS			HIGH REB			HIGH AST		
DET	C. Metu: 20			C. Metu: 7			J. Ivey: 10			BKN	C. Thomas: 32			N. Claxton: 9			D. Schroder: 6		

Key Moments: The Pistons established a 13-point (21-8) lead with 5:34 left in the first quarter on the heels of a 13-3 run and led by as many as 15 (35-20) with 28 seconds left in the opening frame...Their lead held steady in a low-scoring second quarter that the Nets narrowly won, 23-22...Detroit led 57-46 at half...Brooklyn used a 12-4 run to shrink Detroit's lead to nine (75-66) with 4:49 left in the third and a 6-0 run to end the frame trailing by eight (83-75)...Brooklyn ended the game on a 29-4 run over the final 7:49 to turn a 15-point deficit (99-84) into a 10-point win...They outscored Detroit 38-20 in the fourth quarter.

GRIZZLIES 108, PISTONS 90 – APRIL 5, 2024 – FEDEXFORUM – MEMPHIS, TN – GAME #77 (13-64, 6-32 AWAY)

TEAM	1	2	3	4	OT	FINAL	FG	FGA	FG%	3FG%	FT%	OR	DR	TR	A	PF	ST	TO	BS
DET	22	16	32	20	-	90	32	79	.405	.267	.750	10	28	38	22	14	13	18	4
MEM	32	25	32	19	-	108	42	90	.467	.323	.875	15	34	49	24	14	13	21	7
TEAM	HIGH PTS		HIGH REB		HIGH AST		TEAM	HIGH PTS		HIGH REB		HIGH AST							
DET	J. Ivey: 31		J. Duren: 10		M. Flynn: 6		MEM	T. Jemison/M. Pereira: 17		T. Jemison: 13		S. Pippen Jr.: 7							

Key Moments: Memphis ended the first quarter on an 11-0 run to take a 10-point (32-22) lead into the second...Their lead grew to 20 (53-33) with 4:17 remaining before the break and sat at 19 (57-38) at halftime...Detroit trailed by between 16 and 27 points for the remainder of the game...Jaden Ivey led Detroit with 31 points and Jaylen Nowell scored 12 in his Detroit debut...Seven of the eight Grizzlies scored 10+ points.





TONIGHT'S OPPONENT NOTES

2023-24 REGULAR SEASON	PPG	OPP. PPG	FG%	3FG%	FT%	RPG	APG	SPG	TO	BPG
Bulls	111.8	113.6	.468	.358	.793	43.7	24.9	7.59	12.3	4.81
Pistons	110.2	119.2	.464	.350	.788	43.5	25.6	6.44	15.3	4.71



2023-24 REGULAR SEASON INDIVIDUAL BESTS			2023-24 REGULAR SEASON BULLS BESTS			2023-24 REGULAR SEASON TEAM		
Points	26	Cade Cunningham @ CHI 2/27/24	Points	51	Zach LaVine vs. CHI 10/28/23	Biggest Win	16	vs. CHI 10/28/23
Rebounds	16	Ausar Thompson @ CHI 11/12/23	Rebounds	13	Andre Drummond @ CHI 11/12/23	Biggest Loss	11	@ CHI 11/12/23
Assists	10	Cade Cunningham vs. CHI 10/28/23	Assists	7	Coby White @ CHI 11/12/23			

2023-24 REGULAR SEASON VS. BULLS			2022-23 REGULAR SEASON VS. BULLS			SERIES HISTORY VS. BULLS			
DATE	SITE	TIME/RESULT	DATE	SITE	RESULT	ALL-TIME	STREAKS	LAST WIN	LAST LOSS
10/28/23	Detroit	W, 118-102	12/30/22	Chicago	L, 118-132	Overall	135-145	Won 1	2/27/24
11/12/23	Chicago	L, 108-119	1/19/23	Detroit	L, 108-126	Home	82-55	Won 1	10/28/23
2/27/24	Chicago	W, 105-95	3/1/23	Detroit	L, 115-117	Road	51-88	Won 1	2/27/24
4/11/24	Detroit	7:00 pm	4/9/23	Chicago	L, 81-103				11/12/23

QUICK FACTS:

- Chicago shot just .069 3PT% (2-of-29) in their Feb. 27 loss to Detroit.
- Cade Cunningham** has averaged 18.2 points, 5.8 assists and 4.6 rebounds in five career games against the Bulls with 22+ points three times.
- Jalen Duren** has recorded at least 12 rebounds in four straight games against Chicago (three double-doubles), averaging 13.0 points, 13.8 rebounds and 2.8 assists in that span.
- Jaden Ivey** has averaged 14.3 points and 3.6 assists in seven career games against the Bulls with 15+ points five times.
- Zach LaVine** scored 51 points against Detroit on Oct. 28, tied for the most points ever scored at Little Caesars Arena (Kevin Durant, Dec. 12, 2021)...He has averaged 24.8 points in 22 games against Detroit as a Bull with 30+ points in four of their last six meetings.
- DeMar DeRozan** has averaged 23.0 points, 5.7 rebounds and 4.6 assists in 11 games for Chicago against Detroit with 20+ in nine of them...Had 25 points on Feb. 27.
- Andre Drummond** had 20 points and 11 rebounds on Feb. 27, his third career 20-point double-double against his former team.
- Nikola Vucevic** has logged back-to-back 20-point double-doubles against Detroit, averaging 17.9 points and 10.8 rebounds in 12 games for the Bulls against the Pistons.

SERIES TRENDS:

- The Bulls lead the all-time series against Detroit, 145-135.
- Detroit's victory over Chicago on October 23 snapped a 15-game losing streak to the Bulls.
- Detroit's win in Chicago on Feb. 27 snapped an eight-game losing streak in United Center.

CONNECTIONS:

- Bulls center **Andre Drummond** spent the first eight seasons of his career in Detroit, where he averaged 14.4 points, 13.9 rebounds, 1.6 blocks and 1.4 steals with a .608 FG% across 591 games (540 starts) from 2012-20...He ranks second in Pistons franchise history with 8,199 rebounds, third with 927 blocks and 10th with 3,603 made field goals...Selected 9th overall by Detroit in 2012.
- Detroit's **Troy Brown Jr.** played two seasons in Chicago and averaged 4.5 points, 3.1 rebounds and 1.0 assists across 79 games (seven starts).
- Pistons forward **Taj Gibson** spent the bulk of his career in Chicago after being selected 29th overall by them in the 2009 Draft...Averaged 9.4 points, 6.4 rebounds and 1.0 assists in 562 games (229 starts) and averaged 8.0 points in 56 playoff games from 2009-15...Gibson (2007-09), **DeMar DeRozan** (2008-09) and **Nikola Vucevic** (2008-11) were all teammates at the University of Southern California in 2008-09...The Trojans won the Pac-10 that year and lost in the second round of the NCAA Tournament to Michigan State.
- Detroit Head Coach **Monty Williams** coached **Jevon Carter** in Phoenix from 2019-21 and **Torrey Craig** from 2020-22.
- Pistons forward **Evan Fournier** and Bulls center **Nikola Vucevic** were teammates in Orlando from 2014-2021.

LAST MEETING

PISTONS 105, BULLS 95 – FEBRUARY 27, 2024 – UNITED CENTER – CHICAGO, IL – GAME #58 (9-49, 5-25 AWAY)

TEAM	1	2	3	4	OT	FINAL	FG	FGA	FG%	3FG%	FT%	OR	DR	TR	A	PF	ST	TO	BS
DET	22	28	29	26	-	105	37	75	.493	.378	.739	8	39	47	22	19	3	20	8
CHI	29	26	22	18	-	95	39	98	.398	.069	.833	15	24	39	22	18	11	6	3
TEAM	HIGH PTS		HIGH REB		HIGH AST		TEAM		HIGH PTS		HIGH REB		HIGH AST						
DET	C. Cunningham: 26		J. Duren: 10		C. Cunningham/J. Duren/J. Ivey: 5		CHI		D. DeRozan/N. Vučević: 25		A. Drummond: 11		A. Dosunmu/C. White: 6						

Key Moments: Cade Cunningham scored 26 points and the Pistons snapped a six-game losing streak with a 105-95 win over the Chicago Bulls on Tuesday night-- their first win in Chicago since 2019...With an 89-88 lead halfway through the fourth quarter, Simone Fontecchio nailed a 3 and Cunningham made three free throws, capping a 12-2 run in the fourth quarter to stretch a one-point lead into a 101-90 advantage...Fontecchio scored 17 and matched a career high with five 3-pointers...Jaden Ivey finished with 15 points, helping the Pistons beat the Bulls for just the second time in 18 games...Vucevic had 25 points and 10 rebounds and DeMar DeRozan also had 25 points...Andre Drummond added 20 points and 11 rebounds against his former team, but the cold-shooting Bulls made just 2-of-29 3-pointers.

Inactive for Detroit: Boeheim (G League - Two-Way), Rhoden (G League - Two-Way), Sasser (Injury/Illness - Right Knee; Contusion), Umude (G League - On Assignment)

Inactive for Chicago: Ball (Injury/Illness - Left Knee; Surgery), Craig (Injury/Illness - Right Knee; Sprain), LaVine (Injury/Illness - Right Midfoot; Surgery), Williams (Injury/Illness - Left Midfoot; Bone Edema)





- DIGITS OF DETROIT -



double-doubles by **Jalen Duren** this season, tied for the seventh-most in the NBA and ranks as the sixth-most by any player in their age-20 season in NBA history. Duren's 11.6 rebounds per game this season are also the fourth-most by any 20-year old and he is the only such player in NBA history to average at least 11 points, 11 rebounds and two assists.

games that **Jaden Ivey** has made at least five 3-pointers this season, the most by any active Piston and second-most on the team this season (Alec Burks, 6). It is the most such games in a season in his short career after doing so twice as a rookie. Ivey shot 6-of-9 from deep against Philadelphia (4/9) and 6-of-8 against Memphis (4/5) and has averaged 20.0 points over his last five games.



total rebounds by **Chimezie Metu** since signing with Detroit on March 20, the third-most on the team in that span (5.8 per game). He also ranks fourth with 105 points (9.5 PPG). In back-to-back games, Metu has recorded his most points (20 vs BKN, 4/6) and rebounds (11 vs PHI, 4/9) as a Piston. In four games as a starter for Detroit, he has averaged 13.0 points, 8.3 rebounds and 2.5 assists.

points scored by **Evan Fournier** against Philadelphia, his most points of the season and first 20-point game since dropping 30 for the Knicks on March 30, 2022 against Charlotte. He shot 3-of-5 from deep, and the veteran sharpshooter ranks 63rd on the NBA all-time 3-pointers made list with 1,358, one behind Milwaukee's Khris Middleton (1,359)



free throw percentage by the Pistons (375-of-452) since March 1, third in the NBA in that span. Detroit shot .843 FT% in March, the highest FT% in a month in franchise history. The Pistons are sixth in the NBA with an .810 FT% since the All-Star break. Detroit's .788 team FT% this season is the tied as the highest in franchise history (1984-85).

players that have played a game for the Pistons this season, the most in franchise history and two behind this season's Memphis Grizzlies for the most in NBA history (33). Chimezie Metu and Buddy Boeheim became the 29th and 30th player to enter a game as a Piston this season on March 20 against Indiana and **Jaylen Nowell** became player No. 31 on April 5 in Memphis.



personal fouls called on the Pistons this season, which is the second-most in the NBA per game (21.0). Detroit has allowed the third-most opponent free throw attempts per game (25.0) in the league as well. Since the All-Star break (Feb. 22), Detroit has allowed the eighth-most free throw attempts per game (21.2) and have attempted the sixth-most (21.3).



Monty Williams

Head Coach • 1st Season with the Pistons • 9th season as a Head Coach in the NBA

CAREER REGULAR SEASON RECORD (10TH SEASON): 379-402 (.485)

REGULAR SEASON RECORD WITH PISTONS (1ST SEASON): 13-66 (.165)

CAREER PLAYOFF RECORD (5 PLAYOFF APPEARANCES): 29-27 (.518)

Monty Williams was named head coach of the Detroit Pistons on June 2, 2023.

The 2021-22 NBA Coach of the Year joined Detroit after serving as head coach of the Phoenix Suns for four years, leading the club to its first NBA Finals berth since 1993, a franchise-record 64 wins during the 2021-22 season and a Western Conference title, two Pacific Division titles and three playoff appearances in four seasons.

Over nine seasons as an NBA head coach with Phoenix and the New Orleans Hornets/Pelicans, Williams holds a .522 regular season winning percentage (367-336) including a .518 playoff winning percentage (29-27). In addition to nine seasons as an NBA head coach, he has totaled seven seasons as an assistant coach, two seasons in a front office role, one season as a coaching intern and nine seasons as a player, giving him 28 years of NBA experience since being drafted in 1994.

Williams took over the Suns in 2019-20, one year after the team had the second-worst record (19-53) in the NBA. In his first two seasons he led the team to consecutive increases of at least 15 wins despite fewer games being played in both the 2019-20 and 2020-21 shortened seasons. By accomplishing this, the Suns became just the fifth team in NBA history to increase its win total by 15-plus games in successive seasons. Over the last 45 years, the Suns became just the third team to improve from a bottom two record to a top two record in two seasons or less.

In his first season as Suns head coach, Williams helped transform the team's culture and oversaw a 15-win improvement from the season before his arrival despite playing nine fewer games, tied for the largest improvement in the NBA in 2019-20. He was named the NBA Head Coach of the Seeding Games after guiding the Suns to an 8-0 record in the NBA Bubble.

Williams led the Suns to another 15+-win improvement in 2020-21 (51-31), as Phoenix captured their first Pacific Division title since 2007. The Suns led the NBA in assists (27.2 per game) with the 10th-best scoring offense. The high-powered offense sent Phoenix to their first NBA Finals appearance since 1993 by defeating the L.A. Lakers (4-2), Denver Nuggets (4-0) and Los Angeles Clippers (4-2) to secure the Western Conference Title. The Suns fell to the Milwaukee Bucks (2-4) in the Finals despite Devin Booker's 28.2 points per game.

Williams guided the Suns to the best Western Conference record in the first half of the 2021-22 season, earning a berth as head coach of Team LeBron in the 2022 NBA All-Star Game in Cleveland. He led the Suns to the NBA's best record and second consecutive Pacific Division title in 2021-22 and set the franchise record for wins (64) and road wins in a season (32).

For his success, Williams was named the recipient of the Red Auerbach Trophy as the 2021-22 NBA Coach of the Year. He joined Cotton Fitzsimmons (1988-89) and Mike D'Antoni (2004-05) as the only Suns coaches to win the award. Recognized by his peers in an honor voted on by all 30 NBA head coaches, Williams won the Michael H. Goldberg NBCCA Coach of the Year Award in back-to-back seasons in 2020-21 and 2021-22. During his tenure in Phoenix, Williams earned four Western Conference Coach of the Month Awards to join Alvin Gentry and Mike D'Antoni as the only Suns coaches to win the award multiple times in the same season. He joined D'Antoni as the only Suns coaches to win the award at least four times while with Phoenix.

Prior to his time in Phoenix, Williams spent five seasons as head coach of the New Orleans Hornets/Pelicans from 2010-2015, leading the team to two playoff appearances. In his first season, the Hornets won 46 games and he was named Western Conference Coach of the Month for January, 2011 and led New Orleans' return to the playoffs after missing the season prior.

Following the departure of All-NBA guard Chris Paul prior to the 2011-12 season, Williams oversaw the growth and development of one of the league's youngest rosters, increasing the team's win total in three straight seasons culminating in 45 wins in 2014-15. Williams earned his start in coaching as a coaching intern with the San Antonio Spurs for the 2004-05 season when the team won an NBA Championship. Before returning to the bench in 2018-19 as an assistant with Philadelphia, he spent two seasons in the Spurs' front office as vice president of basketball operations from 2016-2018.

Williams also served as one of three assistant coaches for the USA Basketball Men's National Team from 2013-2016. As a member of Mike Krzyzewski's staff, he assisted the USA to perfect overall record of 26-0 and a gold medal at the 2014 FIBA World Cup in Spain and the 2016 Olympics in Brazil.

Drafted 24th overall in the 1994 NBA Draft by the Knicks out of the University of Notre Dame, Williams played nine seasons in the NBA and averaged 6.3 points in 456 games with New York, San Antonio, Denver, Orlando and Philadelphia. Of the seven head coaches he played for throughout his NBA career, six won the NBA Coach of the Year Award at least once at some point in their careers (Pat Riley, Don Nelson, Gregg Popovich, Mike D'Antoni, Doc Rivers, Larry Brown) and four have been enshrined in the Naismith Basketball Hall of Fame (Riley, Nelson, Brown, Popovich).

Williams was born in Fredericksburg, Virginia and attended Potomac High School in Oxon Hill, Maryland. Recognized as a revered friend and role model to many in the basketball community and beyond, Williams was also named the recipient of the inaugural Sager Strong Award at the 2017 NBA Awards. The award honors the late, iconic Turner Sports sideline reporter, Craig Sager, and presented annually to an individual who has been a trailblazer while exemplifying courage, faith, compassion and grace.

MONTY WILLIAMS' OVERALL RECORD

REGULAR SEASON

Year	Team	W-L	Pct
2010-11	Hornets	46-36	.561
2011-12	Hornets	21-45	.318
2012-13	Hornets	27-55	.329
2013-14	Pelicans	34-48	.415
2014-15	Pelicans	45-37	.549
2019-20	Suns	34-39	.466
2020-21	Suns	51-21	.708
2021-22	Suns	64-18	.780
2022-23	Suns	44-37	.543
2023-24	Pistons	13-66	.165
TOTALS		379-402	.485

MONTY WILLIAMS' ALL-TIME RECORD VS. THE NBA (ENTERING 04/11/2024)

VS. EAST CONFERENCE: 158-146

TEAM	W	L	TEAM	W	L	TEAM	W	L
76ers	12	9	Bucks	12	9	Hawks	9	11
Celtics	10	10	Bulls	12	8	Heat	8	13
Knicks	9	10	Cavaliers	11	8	Hornets	17	4
Nets	11	10	Pacers	7	15	Magic	11	10
Raptors	9	11	Pistons	12	5	Wizards	8	13
ATLANTIC	51	50	CENTRAL	54	45	SOUTHEAST	53	51

VS. WEST CONFERENCE: 221-256

TEAM	W	L	TEAM	W	L	TEAM	W	L
Jazz	18	14	Clippers	13	21	Grizzlies	16	21
Nuggets	13	21	Kings	19	17	Mavericks	16	18
Thunder	15	19	Lakers	14	20	Pelicans	8	7
Timberwolves	19	12	Suns	8	12	Rockets	17	17
Trail Blazers	16	18	Warriors	13	21	Spurs	16	18
NORTHWEST	81	84	PACIFIC	67	91	SOUTHWEST	73	81

CAREER REGULAR SEASON RECORD: 379-402

REGULAR SEASON RECORD WITH PISTONS: 13-66

2023-24 COACHES CHALLENGE	TOTAL	SUCCESSFUL	UNSUCCESSFUL	PCT
Detroit Pistons	27	13	14	48.1%





TEAM NOTES 2023-24

CHARITABLE DONATION: In a win against the Kings on Feb. 7, Detroit shot a perfect 22-of-22 from the free throw line. It was their second time this season going perfect from the stripe, joining a 9-of-9 effort against the Grizzlies on Dec. 12. It was their fifth-most makes from the line without missing a shot in franchise history and the most since they went 24-of-24 against Milwaukee on Jan. 12, 2012. It was the fifth-most free throws made without a miss by any team this season.

The Pistons shot .843 FT% (301-of-357) in March, the highest free throw percentage across 16 games and in a single month in franchise history. They are third in the NBA since March 1 shooting .830 FT% and are sixth in the NBA with a .810 FT% since the All-Star break.

In addition, the Pistons are in the midst of one of the best free throw-shooting seasons in franchise history (*see tables to right*). They are led by Chimezie Metu (.941 FT%)

BOARD DOMINANT: The Pistons held a +78 margin on the boards from March 5-15, tied for their highest across six games in franchise history (*see tables to right*). Detroit had a streak of four consecutive games with 50+ rebounds from March 7-13, their longest since Nov. 29 - Dec. 9, 1991.

COMEBACK CITY: After trailing by 23 points (92-69) with 4:59 left in the third quarter against Portland on Feb. 8, the Pistons stormed back to earn a 128-122 victory in overtime. It was tied as the team's largest comeback win since 1997-98, joining Jan. 8, 2021 against Phoenix. It was three points behind their franchise-record 26-point comeback on Feb. 8, 1974, also against Phoenix. Jalen Duren scored 27 points with a career-high 22 rebounds in the win, Jaden Ivey had 26 points on 7-of-7 3FG and Cade Cunningham scored 23, the first time the trio has each scored 20+ points in the same game.

RUN IT UP: Detroit scored 148 points against Utah on Jan. 3, 2024. It was their most points of the season and the most in franchise history since their NBA-record 186 against Denver in a triple overtime contest on Dec. 13, 1983. The Pistons have scored at least 140 points 32 times in franchise history and four times since 2000. They scored 141 in an overtime win against Charlotte last season (12/14/22).

DIME CITY: The Pistons dished out 30+ assists in five consecutive games from Jan. 10-20, the second-longest streak in franchise history (6, April 4-12, 1985) and tied as the fourth-longest streak in the NBA this season.

SECOND UNIT SCORERS: Led in bench scoring by Simone Fontecchio (16.0 PPG), Detroit's second unit ranks 7th in the NBA with 38.8 points per game and 16th with a .347 3PT% this season.

On Jan. 20 against Milwaukee, the Pistons tied their franchise record with 85 bench points, the most by any bench unit in the NBA this season. The bench scored 60+ points in three of four games from Jan. 15 - 22 and scored 68 against Atlanta on April 4, led by a 50-piece from Malachi Flynn.

EVERY DAY I'M HUSTLIN: See below where the Pistons rank among the league in a number of hustle categories:

LOOSE BALLS RECOVERED

TEAM	PER GAME
Memphis	6.2
Dallas	6.0
Philadelphia	5.9
Phoenix	5.8
Golden State	5.7
Detroit	5.6
Chicago	5.6
Oklahoma City	5.5
Indiana	5.5

Jaden Ivey is 26th in the NBA with 60 loose balls recovered (0.8 per game)

CONTESTED SHOTS

TEAM	PER GAME
Oklahoma City	47.6
Detroit	47.1
Boston	46.9
Golden State	45.1
Indiana	44.0
Milwaukee	43.7

PACE

TEAM	PACE
Washington	103.0
Indiana	102.1
San Antonio	101.8
L.A. Lakers	101.4
Atlanta	100.9
Milwaukee	100.8
Dallas	100.7
Oklahoma City	100.6
Detroit	100.5

Number of possessions per 48 minutes

SCREEN ASSIST PTS

TEAM	PTS
Golden State	29.1
Sacramento	24.6
Charlotte	23.5
Dallas	22.9
Denver	21.9
Atlanta	21.8
Cleveland	21.7
Houston	21.6
Detroit	21.2

Average number of points scored directly off of a screen per game

HIGHEST TEAM FT%, FRANCHISE HISTORY

YEAR	FT%	FTM	FTA
1984-85	.788	21.7	27.6
2023-24	.788	17.2	21.8
1985-86	.783	22.0	28.0
2021-22	.782	17.2	22.0

BEST FREE THROW PERCENTAGE IN A MONTH FRANCHISE HISTORY (MIN. 9 GAMES)

DATES	FT%	FTM	FTA
March, 2024	.843	18.8	22.3
March, 1975	.837	23.3	27.8
April, 1985	.835	21.3	25.6
November, 1985	.834	25.1	30.1
November, 1973	.820	21.6	26.3

BEST COMBINED REBOUND ADVANTAGE OVER SIX GAMES, FRANCHISE HISTORY

DATES	REB. MARGIN
March 5-15, 2024	+78
March 19-31, 1985	+78
Jan. 7-17, 2004	+77
Jan. 11-19, 2004	+76





YOUTH MOVEMENT: Detroit sported the second-youngest roster in the NBA after their moves at the All-Star break. With a primary starting lineup all under 23 years old prior to season-ending injuries to Ausar Thompson and Isaiah Stewart (see chart below), the Pistons are the second-youngest roster in the league, weighted by minutes played. Taj Gibson (38 years old), Evan Fournier (31), Simone Fontecchio (28) and Chimezie Metu (27) are the only players over the age of 26.

YOUNGEST ROSTERS, NBA 2022-23

TEAM	AVG. AGE, WEIGHTED BY MINUTES PLAYED
San Antonio Spurs	23.2
Oklahoma City Thunder	23.6
Detroit Pistons	24.1
Orlando Magic	24.2
Memphis Grizzlies	24.7

Acquired in a draft-day deal after being selected 16th overall by Portland in 2020, **Isaiah Stewart** is the longest-tenured Piston on the roster (four seasons)

Data provided by Michael Marzec, [NBAage.com](https://www.nbaage.com)

START 'EM YOUNG: Prior to injuries, Detroit's starting lineup was comprised of five lottery picks under 23 years old, with an average age of 21.6 years old. When all five of **Cade Cunningham**, **Jaden Ivey**, **Ausar Thompson**, **Isaiah Stewart** and **Jalen Duren** started together for the first time on November 27, 2023, against Washington, it was just the 11th time in franchise history that all five Pistons starters were younger than 22 years, 190 days old. It was the third such unique lineup, joining Cunningham, Thompson, Stewart, Duren and Killian Hayes (eight times, 10/25 to 11/10/23) and Ivey, Hayes, Duren, R.J. Hampton and James Wiseman (twice, 4/7 to 4/9/23).

HITTING THE LOTTERY: The Pistons have had 10 players formerly drafted in the lottery (first round, picks 1-14) suit up for them this season, the most in the NBA (Indiana, Sacramento, Toronto, nine). It is tied as the 22nd-most lottery picks to play for a team in NBA history and it is the eighth instance in the last 10 seasons (since 2013-14). See below the list of lottery picks that have donned a Pistons jersey this season (see table below).

HITTING THE COURT: The 2023-24 Pistons have seen 31 individual players take the court this season, one behind the 2023-24 Memphis Grizzlies for the most in a single season in NBA history. Taj Gibson became the franchise record-setting 28th player to take the court on March 18 in Boston, and Chimezie Metu and Buddy Boeheim entered the game on March 20 against Indiana to tie the then-record 30. Jaylen Nowell tied the previous record by becoming player No. 31 on April 5 in Memphis. The Pistons have had 57 different players appear in a game over the past three seasons.

FORMER LOTTERY PICKS, PISTONS 2023-24

NAME	YEAR	PICK	TEAM
Ausar Thompson	2023	5	DET
Jaden Ivey	2022	5	DET
Jalen Duren	2022	13	CHA
Cade Cunningham	2021	1	DET
James Wiseman	2020	2	GSW
*Killian Hayes	2020	7	DET
*Marvin Bagley III	2018	2	SAC
*Kevin Knox II	2018	9	NYK
*Alec Burks	2011	12	UTA
*Danilo Gallinari	2008	6	NYK

*No longer on Detroit's active roster





#35) BUDDY BOEHEIM
G • 2ND SEASON IN THE NBA
HT: 6'6" • WT: 195
SYRACUSE/USA




#7) TROY BROWN JR.
G/F • 6TH SEASON IN THE NBA
HT: 6'6" • WT: 209
OREGON/USA




#2) CADE CUNNINGHAM
G • 3RD SEASON IN THE NBA
HT: 6'6" • WT: 217
OKLAHOMA STATE/USA



#0) JALEN DUREN
C • 2ND SEASON IN THE NBA
HT: 6'10" • WT: 250
MEMPHIS/USA



#18) TOSAN EVBUOMWAN
F • ROOKIE
HT: 6'8" • WT: 219
PRINCETON/UNITED KINGDOM




#14) MALACHI FLYNN
G • 4TH SEASON IN THE NBA
HT: 6'1" • WT: 185
SAN DIEGO STATE/USA



#19) SIMONE FONTECCHIO
F • 2ND SEASON IN THE NBA
HT: 6'7" • WT: 200
BASKONIA/ITALY



#31) EVAN FOURNIER
G/F • 12TH SEASON IN THE NBA
HT: 6'7" • WT: 213
POITIERS BASKET 86/France



#67) TAJ GIBSON
C • 15TH SEASON IN THE NBA
HT: 6'9" • WT: 234
USC/USA



#24) QUENTIN GRIMES
G • 3RD SEASON IN THE NBA
HT: 6'5" • WT: 207
HOUSTON/USA



#23) JADEN IVEY
G • 2ND SEASON IN THE NBA
HT: 6'4" • WT: 195
PURDUE/USA



#5) CHIMEZIE METU
F/C • 6TH SEASON IN THE NBA
HT: 6'9" • WT: 225
USC/USA



#20) JAYLEN NOWELL
G • 5TH SEASON IN THE NBA
HT: 6'5" • WT: 208
WASHINGTON/USA



#8) JARED RHODEN
G • 2ND SEASON IN THE NBA
HT: 6'6" • WT: 210
SETON HALL/USA



#25) MARCUS SASSER
G • ROOKIE
HT: 6'2" • WT: 195
HOUSTON/USA



#28) ISAAH STEWART
C • 4TH SEASON IN THE NBA
HT: 6'9" • WT: 250
WASHINGTON/USA



#9) AUSAR THOMPSON
F • ROOKIE
HT: 6'7" • WT: 215
OVERTIME ELITE/USA



#17) STANLEY UMUDE
G • 1ST SEASON IN THE NBA
HT: 6'6" • WT: 210
ARKANSAS/USA



#13) JAMES WISEMAN
C • 4TH SEASON IN THE NBA
HT: 7'0" • WT: 255
MEMPHIS/USA



+ + + + + + + + +

BUDDY BOEHEIM

2nd Season in the NBA
2nd Season with the Pistons

PRIOR:
Syracuse

35 • GUARD

HEIGHT: 6-6
WEIGHT: 195
BIRTHDATE: 11/11/99
COUNTRY: USA
ACQUIRED: FREE AGENCY



	GP	GS	PPG	RPG	APG	SPG	BPG	MPG	FG%	3FG%	FT%
2023-24	8	0	3.5	1.0	0.4	0.00	0.13	8.7	.308	.318	1.000
Career	18	0	2.4	0.8	0.4	0.11	0.06	8.9	.245	.234	1.000

	POINTS			REB	AST	BLK	STL			
	10+	20+	30+	10+	10+	3+	3+	DBL-DBL	TPL-DBL	
2023-24	1	--	--	--	--	--	--	--	--	--
Career	1	--	--	--	--	--	--	--	--	--

RECENT GAMES

OPPONENT	W/L	MIN	FG-A	3P-A	FT-A	OR	DR	TR	A	PF	ST	TO	BS	PTS
4/9 at PHI	L	3:25	0-1	0-1	0-0	0	0	0	0	0	0	0	0	0
4/6 at BKN	L	9:52	1-2	1-2	0-0	0	0	0	0	1	0	0	0	3
4/5 at MEM	L	7:12	0-3	0-2	0-0	0	0	0	0	0	0	0	0	0
4/3 at ATL	L													
4/1 vs. MEM	L													

	2023-24 HIGHS	CAREER HIGHS
PTS	13 vs. NOP 3/24/24	13 vs. NOP 3/24/24
FGM	4 vs. NOP 3/24/24	4 vs. NOP 3/24/24
FGA	8 vs. NOP 3/24/24	8 vs. NOP 3/24/24
3FGM	3 vs. NOP 3/24/24	3 vs. NOP 3/24/24
3FGA	7 vs. NOP 3/24/24	7 2 times (vs. NOP, 3/24/24)
FTM	3 vs. IND 3/20/24	3 vs. IND 3/20/24
FTA	3 vs. IND 3/20/24	3 vs. IND 3/20/24
OREB	1 vs. IND 3/20/24	2 at WAS 3/14/23
DREB	3 2 times (@ NYK, 3/25/24)	3 2 times (@ NYK, 3/25/24)
TREB	3 2 times (@ NYK, 3/25/24)	3 2 times (@ NYK, 3/25/24)
ASTS	3 vs. NOP 3/24/24	3 vs. NOP 3/24/24
STLS	--	2 vs. IND 3/13/23
BLKS	1 at NYK 3/25/24	1 at NYK 3/25/24
MINs	22 vs. NOP 3/24/24	23 at WAS 3/14/23

Boeheim scored a career-high **13** points against New Orleans (3/22) while setting career-highs in 3-pointers (3) and minutes played (22).

G LEAGUE RECAP: Averaged 15.4 points, 3.4 rebounds, 1.5 assists and 0.8 steals on .444 FG% and .416 3PT% across 46 total games for the Motor City Cruise this season...Shooting .427 3PT% in the G League regular season and ranks second in the G with 111 3-point field goals.

Boeheim became the fourth Cruise player with 40+ points in a game on March 18 and has averaged 23.6 points, 4.8 rebounds and 2.2 assists on .387 3PT% (24-of-62) over his last five G League contests (see table below). He made at least three 3-pointers in each of his previous 10 G League games.

Buddy Boeheim recent G League Games:

DATE	PTS	REB	AST	FG	FG%	3P	3PT%
3/18	40	3	1	15-30	.500	5-14	.357
3/16	31	7	3	9-22	.409	6-18	.333
3/15	15	6	2	5-16	.313	5-12	.417
3/9	14	4	2	4-11	.364	4-10	.400
3/5	18	4	3	6-11	.545	4-8	.500

CAREER HIGHLIGHTS: Appeared in 10 games for the Pistons last season and averaged 1.6 points, 0.6 rebounds and 0.4 assists in 9.9 minutes per game...Boeheim scored a season-high eight points with a season-high two rebounds and two assists at WAS (3/14)...Appeared in 35 games for the Motor City Cruise and averaged 10.9 points (.374 3PT%), 3.1 rebounds, 1.2 assists and 0.7 steals in 25.1 minutes per game.

Collegiate Career: Earned First-Team All-ACC honors as a senior as Syracuse, where he was a four-year player (2018-22)...Selected to the preseason All-ACC First Team...Named to the preseason Jerry West Shooting Guard Award watch list and to the preseason watch lists for the NABC Player of the Year, the Naismith Trophy and the Wooden Award...Finished with 1765 points in 121 career games, 13th most in Syracuse Orange history.





7 • GUARD/FORWARD

TROY BROWN JR.

6th Season in the NBA
1st Season with the Pistons

PRIOR:
Oregon

HEIGHT: 6-6
WEIGHT: 209
BIRTHDATE: 07/28/99
COUNTRY: USA
ACQUIRED: ACQUIRED VIA TRADE ON 2/7/24



	GP	GS	PPG	RPG	APG	SPG	BPG	MPG	FG%	3FG%	FT%
2023-24	56	12	4.2	2.4	1.0	0.36	0.04	13.5	.386	.351	.857
Career	353	96	6.2	3.6	1.4	0.65	0.12	19.0	.425	.353	.782

	POINTS	REB	AST	BLK	STL	DBL-DBL	TPL-DBL
2023-24	10+	20+	30+	10+	10+	3+	3+
2023-24	5	1	--	--	--	--	--
Career	76	8	--	12	--	--	17

RECENT GAMES

OPPONENT	W/L	MIN	FG-A	3P-A	FT-A	OR	DR	TR	A	PF	ST	TO	BS	PTS
4/9 at PHI	L	22:35	0-2	0-1	0-0	1	2	3	0	1	2	0	0	0
4/6 at BKN	L	34:21	5-12	5-8	0-0	1	1	2	0	2	1	1	0	15
4/5 at MEM	L	22:36	2-6	1-3	0-0	2	5	7	3	1	2	1	0	5
4/3 at ATL	L	24:18	2-4	0-2	2-2	1	4	5	2	1	1	0	0	6
4/1 vs. MEM	L	18:17	0-2	0-0	0-0	0	4	4	0	0	2	0	0	0

	2023-24 HIGHS	CAREER HIGHS
PTS	20 at MEM 12/8/23	26 at NYK 12/23/19
FGM	8 at MEM 12/8/23	10 vs. DEN 1/4/20
FGA	12 at BKN 4/6/24	18 vs. NYK 12/28/19
3FGM	5 at BKN 4/6/24	5 2 times (@ BKN, 4/6/24)
3FGA	8 2 times (@ BKN, 4/6/24)	10 vs. MEM 1/20/23
FTM	4 4 times (vs. NOP, 3/24/24)	6 3 times (vs. NOP, 11/2/22)
FTA	6 vs. OKC 11/28/23	7 3 times (@ ORL, 1/8/20)
OREB	3 vs. SAC 11/24/23	7 at BKN 1/30/23
DREB	6 2 times (vs. NOP, 3/24/24)	12 vs. DEN 1/4/20
TREB	7 2 times (@ MEM, 4/5/24)	17 at BKN 1/30/23
ASTS	4 2 times (vs. IND, 12/16/23)	8 2 times (vs. IND, 8/3/20)
STLS	2 4 times (@ PHI, 4/9/24)	6 vs. DET 1/11/22
BLKS	1 2 times (vs. SAS, 12/6/23)	2 4 times (vs. CHI, 3/26/23)
MINS	34 at BKN 4/6/24	42 at DEN 3/31/19

NEW FACES: Brown Jr. was acquired from Minnesota on February 8 along with Shake Milton and a 2030 second round pick for Monte Morris.

PRIOR TO THE PISTONS: Recorded his eighth career 20-point game on Dec. 8 against Memphis on 8-of-10 shooting and 4-of-6 from behind the line.... Nailed multiple 3-pointers eight times...Had 10 points with seven rebounds against Sacramento on Nov. 24...Scored 17 points on 5-6 FG, 3-4 3FG, 4-6 FT on Nov. 28 against Oklahoma City.

2022-23 SEASON SUMMARY: Appeared in 76 games (45 starts) with the Los Angeles Lakers, averaging 7.1 points, 4.1 rebounds and 1.3 assists in 24.5 minutes...Led the team in rebounds twice, assists once, steals 20 times and blocks six times...Scored in double figures 22 times...Tallied two double-doubles... Had a season-high 19 points with one rebound, four assists, one steal and a career-high two blocks on March 1 at Oklahoma City...Recorded 11 points, a career-high 17 rebounds and four assists on Jan. 30 at Brooklyn, good for his second double-double of the season...Had first double-double of the season on Nov. 2 vs. New Orleans with 15 points and 10 rebounds...Made Lakers debut on Oct. 23 vs. Portland, tallying four points, four rebounds, one assist and one steal...Missed two games (Oct. 18-20) with low back soreness, one game (Nov. 30) with left foot soreness and three games (Jan. 6-9) with a left quad strain...(Play-In): Appeared in one game against the Minnesota Timberwolves, tallying two points, four rebounds, two assists and two steals in 17 minutes...Playoffs: Appeared in 12 of the Lakers 16 playoff games in 2023, averaging 1.8 points and 2.0 rebounds in 10.3 minutes of action per game...Saw his best game of the playoffs on Apr. 24 vs. Memphis when he finished with six points on 3-of-5 shooting and four rebounds

PERSONAL: Played one season at University of Oregon in 2017-18, averaging 11.3 points and 6.2 rebounds, starting all 35 games...Son of Lynn and Troy Brown Sr...His mother ran track and father played basketball at Texas A&M University-Kingsville... Both parents are also State of Nevada corrections officers...His sister Jada played basketball at Kansas (graduated in 2017)...Named to the 2017 McDonald's All-America team and played in the McDonald's All-America Game, where he scored 12 points with 7 rebounds...Named First Team All-Nevada by USA Today (2016)... All-American honorable mention both his sophomore and junior years... Three-time All-State first team...One of 18 players on the 2016 USA Basketball Men's U17 World Championship Team...Selected to play in the 2017 Jordan Brand Classic...One of 12 players chosen to play in the 2017 Nike Hoop Summit hosted by USA basketball





2 • GUARD

CADE CUNNINGHAM

3rd Season in the NBA
3rd Season with the Pistons

PRIOR:
Oklahoma State

HEIGHT: 6-6
WEIGHT: 217
BIRTHDATE: 09/25/01
COUNTRY: USA
ACQUIRED: 1ST OVERALL IN 2021



	GP	GS	PPG	RPG	APG	SPG	BPG	MPG	FG%	3FG%	FT%
2023-24	62	62	22.7	4.3	7.5	0.90	0.35	33.5	.449	.355	.869
Career	138	138	20.0	5.0	6.5	1.04	0.52	33.1	.432	.329	.858

	POINTS	REB	AST	BLK	STL	DBL-DBL	TPL-DBL
2023-24	57	42	18	--	16	--	--
Career	120	73	21	8	24	3	11

RECENT GAMES

OPPONENT	W/L	MIN	FG-A	3P-A	FT-A	OR	DR	TR	A	PF	ST	TO	BS	PTS
4/9 at PHI	L								DND - Injury					
4/6 at BKN	L								DND - Injury					
4/5 at MEM	L								DNP - Injury					
4/3 at ATL	L								DND - Injury					
4/1 vs. MEM	L	34:02	13-22	3-4	7-8	1	3	4	8	1	2	4	1	36

Injury List — Missed 8 games due to Left Knee; Strain (1/9 through 1/24/24); Missed 9 games due to Left Knee; Injury Management (1/28; 2/7; 3/18; 3/24 through 3/25/24; 4/3 through 4/9/24)

Cade Cunningham ranks **23rd** in the NBA with **22.7** points and **8th** with **7.5** assists per game.

His current streak of three consecutive 30-point games is tied as the longest of his career.

30-BURGERS: Detroit's leading scorer, Cunningham scored 30+ points in five of six games from December 26 to January 5. He averaged 28.3 points, 4.8 rebounds, 8.7 assists, 1.0 steals and 0.8 blocks while shooting .525 FG% in 37.0 minutes per game in that span.

Cunningham reached 30 points four times in 10 games after the All-Star break, averaging 25.4 points, 7.9 assists, 5.1 rebounds and 0.5 steals on .481 FG%, .438 3PT% and .913 FT% in that span. He joined Isiah Thomas (nine times), Dave Bing (four times) and Grant Hill (once) as the only players in franchise history to average at least 25 points, seven assists and five rebounds over any 10-game span, and had the highest 3PT% of the group.

He is on pace to join Dave Bing (three times) and Isiah Thomas (once) as the only players in franchise history to average at least 22.0 PTS and 7.5 AST in a single season.

ELITE COMPANY: See below a list of Cade's top performances from the season:

- November 8, 2023 vs MIL:** Scored 33 points with eight rebounds and eight assists for his third career 33-8-8 performance. Joined Grant Hill (five times), Dave Bing (five times), Isiah Thomas (three times) and Bob Lanier (twice) as the only players in franchise history to reach such minimums in a game multiple times.
- December 18, 2023 at ATL:** Scored a career-high 43 points with five rebounds, seven assists, three steals and one block. Joined Isiah Thomas (12/13/83 vs DEN) as the only players in franchise history with such minimums in a game. First 40-point game for the franchise since Jerami Grant (3/19/2022).
- December 26, 2023 vs BKN:** Became first player in franchise history with 41 points (15-21 FG, 3-4 3FG, 8-10 FT), nine rebounds, five assists, one steal and one block in a game. Set the franchise record for most points in a half with 35 (broke his own record [four-way tie] of 31). Became first Piston since Jerry Stackhouse (2001) with multiple 40-point games in a month.
- December 30, 2023 vs TOR:** With 30 points, 12 assists, one steal and zero turnovers, joined Chauncey Billups (March 30, 2007) as the only players in franchise history with at least 30 PTS, 12 AST and zero turnovers in a game. It was the 30th such performance in NBA history and snapped Detroit's 28-game losing streak. Capped a streak of 32.5 points, 5.3 rebounds, 8.2 assists, 1.8 steals and .500 3PT% over six games (12/18-30), joining Grant Hill as the only Pistons with such minimums over any six-game stretch.
- March 7-9, 2024 vs BKN & DAL:** Recorded at least 30 points, 10 assists and five rebounds in back-to-back games, joining Isiah Thomas (1987) and Dave Bing (1969) as the only players in franchise history to have consecutive such games.

MOST 30-POINT GAMES THROUGH 79 TEAM GAMES, FRANCHISE HISTORY PAST 30 SEASONS:

YEAR	NAME	COUNT
2000-01	Jerry Stackhouse	43
1999-00	Grant Hill	29
2018-19	Blake Griffin	21
2023-24	Cade Cunningham	18



GENERATIONAL: See below where Cunningham has made a mark on franchise and league record books:

THROUGH **138** CAREER GAMES, MOST...

POINTS

YEAR	NAME	PTS	AVG
1981-83	Kelly Tripuka	3270	23.7
1966-68	Dave Bing	3216	23.3
1994-96	Grant Hill	2841	20.6
1959-61	Bailey Howell	2831	20.5
2021-24	Cade Cunningham	2758	20.0
1981-83	Isiah Thomas	2695	19.5

ASSISTS (PAST 50 SEASONS)

YEAR	NAME	AST	AVG
1981-83	Isiah Thomas	1066	7.7
2021-24	Cade Cunningham	892	6.5
1994-96	Grant Hill	806	5.8
2020-24	Killian Hayes	678	4.9
2022-24	Jaden Ivey	628	4.6

STEALS (PAST 50 SEASONS)

YEAR	NAME	STL	AVG
1981-83	Isiah Thomas	247	1.8
1994-96	Grant Hill	211	1.5
1993-95	Lindsey Hunter	199	1.4
2020-24	Killian Hayes	165	1.2
2010-12	Greg Monroe	160	1.2
2012-14	Andre Drummond	153	1.1
2021-24	Cade Cunningham	144	1.0

3-POINTERS

YEAR	NAME	3PM	3PT%
2020-22	Saddiq Bey	347	.362
2021-24	Cade Cunningham	250	.329
2011-13	Brandon Knight	220	.372
2022-24	Jaden Ivey	216	.336
2017-19	Luke Kennard	196	.407

30-POINT GAMES

YEAR	NAME	COUNT
1966-68	Dave Bing	41
1981-83	Kelly Tripuka	33
2021-24	Cade Cunningham	21
1981-83	Isiah Thomas	17
1970-72	Bob Lanier	17

GAMES WITH 30 PTS, 10 AST, 5 REB, NBA SINCE 2006-07, CAREER GAME 140 OR LESS

YEAR	NAME	COUNT
2018-20	Luka Doncic	19
2018-20	Trae Young	11
2009-10	Stephen Curry	5
2023-24	Cade Cunningham	3
2020-21	Ja Morant	3

On March 7 against Brooklyn, in his 128th career game, Cade Cunningham became the **sixth-fastest** player in NBA history to reach **2500** career points and **800** assists, behind Oscar Robertson (83 games), Allen Iverson (111), Luka Doncic and Trae Young (114) and LeBron James (123).



On April 1 against Memphis, Cade Cunningham became the fastest Piston to reach **1400** points and **450** assists in a season (62 games), one spot ahead of Dave Bing (63 games in 1972-73).



JALEN DUREN

2nd Season in the NBA
2nd Season with the Pistons

PRIOR:
Memphis

HEIGHT: 6-10
WEIGHT: 250
BIRTHDATE: 11/18/03
COUNTRY: USA
ACQUIRED: VIA NYK (7/6/22)

0 • CENTER



	GP	GS	PPG	RPG	APG	SPG	BPG	MPG	FG%	3FG%	FT%
2023-24	60	59	13.7	11.6	2.4	0.55	0.78	29.1	.616	.000	.787
Career	127	90	11.3	10.2	1.7	0.61	0.83	26.9	.630	.000	.704

	POINTS	REB	AST	BLK	STL	DBL-DBL	TPL-DBL
2023-24	51	10	--	43	--	6	1
Career	80	13	1	71	--	12	3

RECENT GAMES

OPPONENT	W/L	MIN	FG-A	3P-A	FT-A	OR	DR	TR	A	PF	ST	TO	BS	PTS
4/9 at PHI	L	27:32	5-12	0-0	5-6	0	11	11	2	3	0	2	0	15
4/6 at BKN	L													
4/5 at MEM	L	24:23	6-12	0-1	5-5	3	7	10	0	3	1	0	0	17
4/3 at ATL	L	27:51	5-13	0-0	1-1	2	2	4	1	0	2	2	0	11
4/1 vs. MEM	L	5:05	0-0	0-0	0-0	0	1	1	1	1	1	2	0	0

Injury List — Missed 10 games due to Left Ankle; Sprain (11/1; 12/8 through 12/23/23; 4/6); Missed 1 game due to Bilateral Ankle Soreness (11/6); Missed 5 games due to Right Ankle; Soreness (11/12 through 11/20/23); Missed 2 games due to Low Back; Spasms (3/24 through 3/25/24)

Jalen Duren ranks **5th** in the NBA with **11.6** rebounds per game and **T-8th** with **3.2** offensive boards

He could become the first player in franchise history to average 14.0 PTS, 12.0 REB and 2.0 AST on .600 FG% or better in a season.

FOR THE RECORD BOOKS: Duren scored 22 points and with 21 rebounds and a career-high nine offensive boards against Oklahoma City on Jan. 28 for his first career 20-20 game. It was the first 20-20 performance by a Piston since Andre Drummond (Jan. 31, 2020) and the fourth-youngest overall in NBA history (20 years, 71 days old). Adding his six assists, it was the ninth 22-21-6 line in Pistons franchise history and the first since Drummond (Nov. 27, 2017).

He later grabbed a career-high 22 boards with 27 points and three blocks in an OT win vs. POR (2/8) for his second career 20-20 game. He became the youngest player in NBA history (19 years, 82 days) with at least 27 PTS and 22 REB in a game.

His third 20-20 game of the season came on March 13 against Toronto, with 24 points, a career-high 23 rebounds (T-career-high nine offensive) and five assists on 8-of-9 from the floor. He became the fourth player in NBA history with at least 20 PTS, 20 REB and 5 AST on at least .880 FG%, joining Wilt Chamberlain, Domantas Sabonis and Willis Reed. **He leads the NBA with three 20-20 games this season, the fifth-most in the league in the past five seasons** (see table to right):

HISTORICALLY PERFECT: On Jan. 15 in Washington, Duren scored 20 points and tied his then career-high of 19 rebounds (set career-high 17 defensive boards) on a perfect 8-of-8 from the floor. It was the first time in franchise history that a player had a 20-19 game on 100% shooting and was just the 11th instance in NBA history, joining Clint Capela (once), Dikembe Mutombo (once) and Wilt Chamberlain (eight times). It was his sixth career 20-point double-double and 10th game with 15+ rebounds.

WALKING DOUBLE-DOUBLE: A near automatic double-double, **Duren leads the team and ranks T-7th in the NBA with 43 double-doubles this season** (see table to right):

	2023-24 HIGHS	CAREER HIGHS
PTS	27 at POR 2/8/24	30 vs. SAS 2/10/23
FGM	10 vs. SAS 1/10/24	13 vs. SAS 2/10/23
FGA	16 vs. SAS 1/10/24	20 vs. SAS 2/10/23
3FGM	--	--
3FGA	14 times (@ MEM, 4/5/24)	16 times (@ MEM, 4/5/24)
FTM	9 at POR 2/8/24	9 at POR 2/8/24
FTA	10 2 times (vs. TOR, 3/13/24)	10 3 times (vs. TOR, 3/13/24)
OREB	9 2 times (vs. TOR, 3/13/24)	9 2 times (vs. TOR, 3/13/24)
DREB	17 at WAS 1/15/24	17 at WAS 1/15/24
TREB	23 vs. TOR 3/13/24	23 vs. TOR 3/13/24
ASTS	6 2 times (@ SAC, 2/7/24)	6 2 times (@ SAC, 2/7/24)
STLS	3 at WAS 3/29/24	3 3 times (@ WAS, 3/29/24)
BLKS	5 vs. WAS 11/27/23	5 vs. WAS 11/27/23
MINS	40 at BOS 12/28/23	42 vs. SAS 2/10/23



Duren received his second NBA Rising Stars selection this season as one of 10 outstanding sophomores. He competed alongside Jaden Ivey on Team Tamika in this year's challenge.

MOST 20-20 GAMES, NBA LAST FIVE SEASONS (SINCE 2019-20)

YEAR	NAME	COUNT
2019-20	Andre Drummond	9
2019-20	Clint Capela	4
2021-22	Nikola Jokic	4
2022-23	Domantas Sabonis	4
2023-24	Jalen Duren	3

Five others tied at three

MOST DOUBLE-DOUBLES, NBA 2023-24

NAME	COUNT
Damontas Sabonis	74
Nikola Jokic	65
Anthony Davis	62
Giannis Antetokounmpo	57
Rudy Gobert	52
Luka Doncic	49
Nikola Vucevic	43
Jalen Duren	43
Tyrese Haliburton	42





HIGHLIGHT REEL: See below where Duren has made a mark on franchise and NBA record books:

IN **AGE 20** SEASON OR YOUNGER, NBA HISTORY, MOST...

REBOUNDS PER GAME

YEAR	NAME	RPG
1992-93	Shaquille O'Neal	13.9
2013-14	Andre Drummond	13.2
2005-06	Dwight Howard	12.5
2023-24	Jalen Duren	11.6
1974-75	John Drew	10.7
2015-16	Karl-Anthony Towns	10.5

DOUBLE-DOUBLES

YEAR	NAME	COUNT
2005-06	Dwight Howard	60
2013-14	Andre Drummond	57
2015-16	Karl-Anthony Towns	52
1992-93	Shaquille O'Neal	48
1974-75	John Drew	45
2023-24	Jalen Duren	43
2018-19	Deandre Ayton	39

YOUNG AND HUNGRY: Duren grabbed his 1,000th career rebound in a double-double against Sacramento on Feb. 7, becoming the sixth-fastest player (102 games) to reach 1K career boards in franchise history. At 20 years, 81 days old, Duren became the second-youngest player to reach 1000 career boards in NBA history (Howard, 19 years, 356 days).

He also became the 9th player in NBA history to record at least 1000 rebounds, 200 assists and 100 blocks before their 21st birthday and was the second-youngest (20 years, 114 days) to reach the benchmarks behind LeBron James (20 years, 110 days).

Duren joins Karl-Anthony Towns and Victor Wembanyama as the only players in NBA history to average at least 10 PTS, 10 REB and 2 AST in their age 20-or-younger season. He is the only 20-year-old in NBA history to average at least 11-11-2.



THROUGH **127** GAMES WITH FRANCHISE, MOST...

REBOUNDS (PAST 50 SEASONS)

YEAR	NAME	REB	OREB
2000-01	Ben Wallace	1616	476
1982-83	Bill Laimbeer	1520	319
2012-13	Andre Drummond	1316	526
2022-24	Jalen Duren	1293	419
2010-12	Greg Monroe	1068	431

DOUBLE-DOUBLES (PAST 50 SEASONS)

YEAR	NAME	COUNT
1981-83	Bill Laimbeer	75
1975-77	Kevin Porter	70
2022-24	Jalen Duren	62
2012-14	Andre Drummond	55
2010-12	Greg Monroe	44

GAMES WITH 20 POINTS AND 10 REBOUNDS

YEAR	NAME	COUNT
1970-72	Bob Lanier	37
1959-61	Bailey Howell	28
1994-96	Grant Hill	28
2010-11	Greg Monroe	13
2022-24	Jalen Duren	12
1980-81	Phil Hubbard	12

15-REBOUND GAMES

YEAR	NAME	COUNT
2012-14	Andre Drummond	24
1959-61	Bailey Howell	22
1963-65	Reggie Harding	21
2022-24	Jalen Duren	19
1970-72	Bob Lanier	18
1961-63	Ray Scott	16



18 • FORWARD

TOSAN EVBUOMWAN

Rookie Season in the NBA
Rookie Season with the Pistons

PRIOR:
Princeton

HEIGHT: 6-8
WEIGHT: 219
BIRTHDATE: 02/16/01
COUNTRY: UNITED KINGDOM



	GP	GS	PPG	RPG	APG	SPG	BPG	MPG	FG%	3FG%	FT%
2023-24	17	8	5.9	3.5	0.9	0.35	0.29	21.6	.507	.375	.680
Career	17	8	5.9	3.5	0.9	0.35	0.29	21.6	.507	.375	.680
	POINTS				REB	AST	BLK	STL			
	10+	20+	30+		10+	10+	3+	3+	DBL-DBL	TPL-DBL	
2023-24	4	--	--		1	--	--	--	--	--	--
Career	4	--	--		1	--	--	--	--	--	--

RECENT GAMES

OPPONENT	W/L	MIN	FG-A	3P-A	FT-A	OR	DR	TR	A	PF	ST	TO	BS	PTS
4/9 at PHI	L													
4/6 at BKN	L													
4/5 at MEM	L	24:07	3-5	0-1	2-3	1	1	2	3	1	1	1	1	8
4/3 at ATL	L	31:01	3-5	1-2	2-2	1	5	6	1	2	1	0	1	9
4/1 vs. MEM	L	35:21	4-5	2-3	0-0	2	3	5	2	0	1	1	1	10

Inactive - G League Two-Way

	2023-24 HIGHS	CAREER HIGHS
PTS	14 vs. BOS 3/22/24	14 vs. BOS 3/22/24
FGM	4 4 times (vs. MEM, 4/1/24)	4 4 times (vs. MEM, 4/1/24)
FGA	9 vs. BOS 3/22/24	9 vs. BOS 3/22/24
3FGM	2 3 times (vs. MEM, 4/1/24)	2 3 times (vs. MEM, 4/1/24)
3FGA	5 vs. BOS 3/22/24	5 vs. BOS 3/22/24
FTM	4 2 times (@ WAS, 3/29/24)	4 2 times (@ WAS, 3/29/24)
FTA	6 vs. BOS 3/22/24	6 vs. BOS 3/22/24
OREB	7 at BOS 2/4/24	7 at BOS 2/4/24
DREB	6 2 times (vs. NOP, 3/24/24)	6 2 times (vs. NOP, 3/24/24)
TREB	12 at BOS 2/4/24	12 at BOS 2/4/24
ASTS	3 2 times (@ MEM, 4/5/24)	3 2 times (@ MEM, 4/5/24)
STLS	1 6 times (@ MEM, 4/5/24)	1 6 times (@ MEM, 4/5/24)
BLKS	1 5 times (@ MEM, 4/5/24)	1 5 times (@ MEM, 4/5/24)
MINS	35 vs. MEM 4/1/24	35 vs. MEM 4/1/24

MAKING THE MOST OF THE OPPORTUNITY: Evbuomwan (pronounced Eh-WOAH-Muh) scored a then-career-high 11 points against the Celtics on March 18 in Boston on 4-of-5 from the floor and 2-of-2 from deep. He matched that effort with 11 points in his first career NBA start against the Pacers on March 20, and scored a career-high 14 points against Boston at home on March 22. **The former Ivey League Player of the Year averaged 10.8 points and 5.3 rebounds on .517 FG% over four games from March 18-24** and has averaged 7.0 points and 3.5 rebounds on .571 FG% as a Piston.

CALLED UP: Evbuomwan signed a 10-day contract with the Pistons on February 12, 2024 after spending time with their G League affiliate, the Motor City Cruise. He averaged 15.6 points, 6.9 rebounds and 3.0 assists on .394 3PT% in 35.4 minutes across 13 games for the Cruise this season. He then signed a 10-day contract with the Memphis Grizzlies on Jan. 30, 2024, where he averaged 2.5 points, 3.5 rebounds and 1.5 assists in his first career NBA action. He turned in his most productive game on Feb. 4 at Boston, where he grabbed a career-high 12 rebounds (seven offensive) with three points and three assists in 29 minutes of action.

AMATEUR CAREER: Averaged 12.0 points, 5.1 rebounds, 3.7 assists and 0.9 steals on .528 FG% across three seasons at Princeton (2019-23), appearing in 86 games (78 starts)...Named First Team All-Ivy League (2023, 2022) and Ivy League Tournament Most Outstanding Player (2023)...Averaged 16.0 points, 5.1 assists and 6.7 rebounds on .541 FG% as a junior and 15.1 points, 4.9 assists and 6.3 boards as a senior...Selected to NCAA South Region All-Tournament Team in 2023 after averaging 16.0 points, 7.3 rebounds and 6.0 assists in three NCAA Tournament games...Scored 15 points with seven rebounds in the upset victory over No. 2 Arizona and 24 points with nine assists in the tournament-ending loss to No. 6 Creighton...Two-Time Ivy League All-Tournament Team selection (2023, 2022)...Set the Princeton school record with 161 assists in 2022-23 and ranks sixth in Tigers history with 323 career assists....Named 2022 Ivy League Player of the Year after leading the Ivy League with 142 assists, ranked second in the conference with a .541 FG%....Represented the Great Britain U-18 Team at the FIBA European Championships in 2018 and 2019.





14 • GUARD

MALACHI FLYNN

4th Season in the NBA
1st Season with the Pistons

PRIOR:
San Diego State

HEIGHT: 6-1
WEIGHT: 185
BIRTHDATE: 05/09/98
COUNTRY: USA
ACQUIRED: ACQUIRED VIA TRADE ON 2/8/24



	GP	GS	PPG	RPG	APG	SPG	BPG	MPG	FG%	3FG%	FT%
2023-24	66	0	5.4	1.7	1.8	0.50	0.12	12.5	.418	.342	.742
Career	210	21	5.4	1.7	1.9	0.53	0.11	14.2	.386	.337	.749

	POINTS			REB	AST	BLK	STL		
	10+	20+	30+	10+	10+	3+	3+	DBL-DBL	TPL-DBL
2023-24	10	1	1	--	--	--	2	--	--
Career	42	7	1	--	1	1	3	1	--

RECENT GAMES

OPPONENT	W/L	MIN	FG-A	3P-A	FT-A	OR	DR	TR	A	PF	ST	TO	BS	PTS
4/9 at PHI	L	21:10	5-9	2-4	0-0	0	0	0	4	2	0	2	0	12
4/6 at BKN	L	14:49	1-7	1-5	0-0	0	3	3	5	5	0	1	0	3
4/5 at MEM	L	22:44	0-12	0-7	3-4	0	1	1	6	0	2	2	0	3
4/3 at ATL	L	34:04	18-25	5-9	9-12	0	6	6	5	2	3	4	0	50
4/1 vs. MEM	L	13:58	3-7	2-5	1-2	0	2	2	0	1	0	2	1	9

Injury List — Missed 2 games due to Right Ankle; Sprained (1/1 through 1/3/24)

	2023-24 HIGHS	CAREER HIGHS
PTS	50 at ATL 4/3/24	50 at ATL 4/3/24
FGM	18 at ATL 4/3/24	18 at ATL 4/3/24
FGA	25 at ATL 4/3/24	25 at ATL 4/3/24
3FGM	5 at ATL 4/3/24	6 vs. ATL 4/13/21
3FGA	9 at ATL 4/3/24	13 2 times (vs. IND, 5/16/21)
FTM	9 at ATL 4/3/24	9 at ATL 4/3/24
FTA	12 at ATL 4/3/24	12 at ATL 4/3/24
OREB	3 vs. NOP 3/24/24	4 vs. GSW 12/18/22
DREB	6 at ATL 4/3/24	6 7 times (@ ATL, 4/3/24)
TREB	6 at ATL 4/3/24	8 2 times (vs. MEM, 12/29/22)
ASTS	8 vs. ATL 12/13/23	11 at CLE 4/10/21
STLS	3 2 times (@ ATL, 4/3/24)	4 vs. WAS 4/5/21
BLKS	1 8 times (vs. MEM, 4/1/24)	3 vs. WAS 4/5/21
MINS	34 at ATL 4/3/24	46 vs. IND 5/16/21

NEW FACES: Flynn was acquired from New York on February 8, 2024, along with Quentin Grimes, Ryan Arcidiacono, Evan Fournier and draft and cash considerations. It was his second time being traded this season after being sent to the Knicks from Toronto in the OG Anunoby trade on Dec. 30.

50-PIECE!: Flynn etched his name into history books with a career-high 50 points against Atlanta on April 3, the eighth 50-point game in franchise history and the third off the bench in NBA history. He shot 18-of-25 from the floor, 5-of-9 from three and 9-of-12 from the line and added six rebounds, five assists and three steals to join Blake Griffin (Oct. 23, 2018) as the only players to post 50-5-5 in a game in franchise history. It was the fewest field goals attempted in a 50-point game in franchise history as well. He joined Jamal Crawford (April 9, 2019, 51 points) and Nick Anderson (April 23, 1993, 50 points) as the only 50-pieces off the bench in NBA history and passed Richard Hamilton's 38-point game from Feb. 7, 2009 as the most bench points in franchise history. Flynn's spectacular effort was uncharacteristic in the most prolific way; his 5.2 career points entering the game was the lowest career scoring average by any player to score 50+ points in NBA history. The performance was one of the best in the NBA this season; he joined Luka Doncic and Jalen Brunson as the only players with 50-5-5 and at least three steals.

MOST POINTS IN GAME, PISTONS HISTORY

DATE	NAME	PTS	REB	AST
April 3, 2001	Jerry Stackhouse	57	4	5
Jan. 29, 1983	Kelly Tripuka	56	6	4
Feb. 21, 1971	Dave Bing	54	7	3
Feb. 4, 1958	George Yardley	52	20	1
Mar. 17, 2022	Saddiq Bey	51	9	4
Dec. 27, 2006	Richard Hamilton	51	2	2
Jan. 15, 1958	George Yardley	51	19	1
April 3, 2024	Malachi Flynn	50	6	5
Oct. 23, 2018	Blake Griffin	50	5	3

MOST POINTS OFF BENCH, NBA HISTORY

DATE	NAME	PTS	REB	AST
April 9, 2019	Jamal Crawford	51	5	5
April 23, 1993	Nick Anderson	50	3	2
April 3, 2024	Malachi Flynn	50	6	5
Feb. 20, 1983	Mike Woodson	48	3	2

MOST POINTS OFF BENCH, PISTONS HISTORY

DATE	NAME	PTS	REB	AST
April 3, 2024	Malachi Flynn	50	6	5
Feb. 7, 2009	Richard Hamilton	38	0	4
Jan. 30, 1993	Orlando Woolridge	36	4	0
Nov. 27, 1985	Vinnie Johnson	35	6	8





19 • FORWARD

SIMONE FONTECCHIO

2nd Season in the NBA
1st Season with the Pistons

PRIOR:
Baskonia

HEIGHT: 6-7
WEIGHT: 200
BIRTHDATE: 12/09/95
COUNTRY: ITALY
ACQUIRED: ACQUIRED VIA TRADE ON 2/7/24



	GP	GS	PPG	RPG	APG	SPG	BPG	MPG	FG%	3FG%	FT%
2023-24	66	43	10.5	3.7	1.5	0.67	0.35	24.9	.460	.401	.818
Career	118	49	8.6	2.8	1.2	0.50	0.26	20.4	.427	.375	.809

	POINTS	REB	AST	BLK	STL	DBL-DBL	TPL-DBL
2023-24	34	6	--	--	1	--	--
Career	47	9	--	--	1	--	--

RECENT GAMES

OPPONENT	W/L	MIN	FG-A	3P-A	FT-A	OR	DR	TR	A	PF	ST	TO	BS	PTS
4/9 at PHI	L										Inactive - Injury			
4/6 at BKN	L										Inactive - Injury			
4/5 at MEM	L										Inactive - Injury			
4/3 at ATL	L										Inactive - Injury			
4/1 vs. MEM	L										Inactive - Injury			

Injury List — Missed 12 games due to Left Great Toe; Contusion (3/18 through 4/9/24)

Fontecchio's 43 3-pointers are the **3rd-most** through 16 games as a Piston in franchise history. He is shooting .426 3PT% (43-of-101) with Detroit.

	2023-24 HIGHS	CAREER HIGHS
PTS	27 vs. DAL 3/9/24	27 vs. DAL 3/9/24
FGM	10 vs. DAL 1/1/24	10 vs. DAL 1/1/24
FGA	19 at LAC 2/10/24	19 at LAC 2/10/24
3FGM	5 5 times (vs. MIA, 3/15/24)	5 6 times (vs. MIA, 3/15/24)
3FGA	12 at MIA 3/5/24	12 at MIA 3/5/24
FTM	5 2 times (vs. DAL, 3/9/24)	6 2 times (@ ORL, 3/9/23)
FTA	6 vs. MIA 12/30/23	6 3 times (vs. MIA, 12/30/23)
OREB	3 5 times (vs. OKC, 2/6/24)	3 5 times (vs. OKC, 2/6/24)
DREB	8 vs. CHA 3/11/24	8 vs. CHA 3/11/24
TREB	9 at LAC 2/10/24	9 2 times (@ LAC, 2/10/24)
ASTS	5 3 times (vs. ORL, 2/24/24)	5 3 times (vs. ORL, 2/24/24)
STLS	2 12 times (vs. CHA, 3/11/24)	3 at ORL 3/9/23
BLKS	4 at OKC 12/11/23	4 at OKC 12/11/23
MINs	38 vs. TOR 3/13/24	38 vs. TOR 3/13/24

FITTING RIGHT IN: After being acquired from the Utah Jazz on Feb. 7 for Kevin Knox, the rights to Gabriele Procida and a 2024 second-round pick, Fontecchio came out firing in his first game as a Piston, scoring 20 points with a T-career-high nine rebounds, one assist and one steal against the L.A. Clippers (2/10). It was the eighth-most points by a player in their Pistons debut in the past 25 seasons (since 1998-99), and joined Blake Griffin (Feb. 1, 2018) as the only player to add at least nine rebounds as well. Fontecchio attempted 19 field goals in 32 minutes played, including 10 shots in his first 10 minutes, tied with Marcus Morris (Oct. 27, 2015) as the most attempted field goals in a Pistons debut since Rip Hamilton (Oct. 30, 2002). **Fontecchio has scored 247 points as a Piston, his most points over any career 16-game span.**

Fontecchio's career with

2023-24 Detroit (16 games)

2023-24 Utah (50 games)

2022-23 Utah (52 games)

PTS	FG%	3PT%	REB	AST	STL	MIN
15.4	.479	.426	4.4	1.8	0.9	30.3
8.9	.450	.391	3.5	1.5	0.6	23.2
6.3	.369	.330	1.7	0.8	0.3	14.7

CAREER NIGHT: On March 9 against Dallas, Fontecchio posted a career-high 27 points with four rebounds, two assists and one steal in 32 minutes off the bench. It was his most points in any professional competition since scoring 30 for Team Italy against Serbia in the 2023 FIBA World Cup on Sept. 1, 2023.

IT'S IN HIS BLOOD: Fontecchio's mother, Mali Pomilio, played basketball for the Italian National Team from 1983-89 and won two European titles for AS Vicenza...His grandfather, Vittorio Pomilio, played for the Italian National Team from 1957-60...Fontecchio's father, Daniele, was a professional Italian hurdler who won silver in the 60 meter hurdles at the 1986 European Indoor Championships and in the 110 meter hurdles at the 1985 European Cup, along with 10 national championships at the Italian individual senior level.

INTERNATIONALLY KNOWN: One of four active NBA players born in Italy (Danilo Gallinari, Nico Mannion, Reggie Jackson) and just one of 11 Italian-born players in NBA history, Fontecchio is an active member of the Italian National Basketball team. In the 2023 FIBA World Cup, he led the team with 18.0 points and 28.9 minutes across seven games to go with 5.6 rebounds and 1.4 assists en route to a quarterfinals appearance. He led the Italians in the 2020 Tokyo Olympics as well with 19.3 points and 30.3 minutes with 3.0 rebounds, 1.5 assists and 1.5 steals across four games in another quarterfinals appearance.





31 • GUARD/FORWARD

EVAN FOURNIER

12th Season in the NBA
1st Season with the Pistons

PRIOR:
Poitiers Basket 86

HEIGHT: 6-7
WEIGHT: 213
BIRTHDATE: 10/29/92
COUNTRY: FRANCE
ACQUIRED: ACQUIRED VIA TRADE ON 2/8/24



	GP	GS	PPG	RPG	APG	SPG	BPG	MPG	FG%	3FG%	FT%
2023-24	29	0	6.8	1.8	1.4	0.97	0.21	17.5	.354	.274	.848
Career	701	504	13.7	2.7	2.5	0.88	0.15	27.7	.441	.375	.800

	POINTS	REB	AST	BLK	STL	DBL-DBL	TPL-DBL
2023-24	11	1	--	--	--	--	--
Career	474	169	16	1	1	43	2

RECENT GAMES

OPPONENT	W/L	MIN	FG-A	3P-A	FT-A	OR	DR	TR	A	PF	ST	TO	BS	PTS
4/9 at PHI	L	26:21	7-11	3-5	4-4	0	3	3	0	1	1	0	2	21
4/6 at BKN	L													
4/5 at MEM	L	2:58	0-0	0-0	0-0	0	0	0	0	0	0	0	0	0
4/3 at ATL	L	15:11	0-5	0-3	0-0	0	1	1	2	0	1	0	0	0
4/1 vs. MEM	L	29:10	2-8	1-5	0-0	0	3	3	4	2	1	0	1	5

Injury List — Missed 2 games due to Right Ankle; Inflammation (11/18 through 11/20/23); Missed 1 game due to Illness; Non-Covid Related Illness (12/5); Missed 1 game due to Right Knee; Soreness (4/6)

	2023-24 HIGHS	CAREER HIGHS
PTS	21 at PHI 4/9/24	41 vs. BOS 1/6/22
FGM	7 at PHI 4/9/24	15 vs. BOS 1/6/22
FGA	14 vs. MIA 3/17/24	25 2 times (vs. BOS, 1/6/22)
3FGM	4 vs. MIA 3/17/24	10 vs. BOS 1/6/22
3FGA	8 4 times (vs. MIA, 3/17/24)	14 vs. BOS 1/6/22
FTM	4 2 times (@ PHI, 4/9/24)	12 4 times (vs. DET, 2/21/21)
FTA	4 3 times (@ PHI, 4/9/24)	15 vs. MIA 4/8/16
OREB	1 4 times (vs. IND, 3/20/24)	3 13 times (@ MIL, 1/28/22)
DREB	4 2 times (vs. MIA, 3/17/24)	8 vs. MEM 3/22/19
TREB	4 4 times (vs. MIA, 3/17/24)	10 vs. TOR 2/3/17
ASTS	5 at ORL 3/3/24	10 at BOS 10/22/18
STLS	3 3 times (@ MIN, 3/27/24)	5 3 times (vs. OKC, 4/27/21)
BLKS	2 at PHI 4/9/24	3 vs. SAC 1/27/21
MINS	31 vs. MIA 3/17/24	46 vs. MIA 4/8/16

Fournier scored a Pistons career-high and season-high **21** points against Philadelphia (3/9). It was his first time eclipsing 20 points since he scored 30 for New York against Charlotte on March 30, 2022.

NEW FACES: Fournier was acquired from New York on Feb. 8 along with Quentin Grimes, Ryan Arcidiacono, Malachi Flynn and draft considerations.

OLYMPIC MEDALIST: Fournier starred on the French National Team in the 2020 Tokyo Olympics, where he led the team with 18.7 points per game with 3.2 rebounds and 2.5 assists on .378 3PT% in 28.3 minutes across six games. The French went 5-1 overall in the tournament and fell to the United States, 87-82, in a tightly contested gold medal game. He led the team again in scoring at the 2023 FIBA World Cup with 13.8 points per game as the French came in 18th. In total, Fournier has seven international basketball medals: he won bronze in the FIBA World Cup in both 2019 and 2014, earned silver at the 2022 FIBA EuroBasket and bronze in the same event in 2015, bronze on the French U-20 Team at the 2011 European Championship and silver in the 2009 European U-18 Championship. He ranks 15th in French National Team history with 1,239 points.

In his international career, Fournier played in 59 games with Union Poitiers Basket 86 of the French League...In 2011-12, averaged 14.0 ppg., 3.2 rpg., 2.2 apg. and 1.50 stlpg. in 26.0 minpg....At 19 years old, became the youngest player in French League history to score at least 20 points in a game with 21 on Feb. 5, 2011 against SLUC Nancy...Earned the French League Rising Star Award as the league's most improved player in both 2011 and 2012...Participated in the Nike Hoop Summit in 2011.



IN THE RECORD BOOKS: After playing in 435 games for the Orlando Magic from 2014-20, Fournier ranks third in team history with 895 3-pointers made, eighth with 7049 points, 10th with 1299 assists and 11th with 418 steals. In addition, he ranks 63rd on the NBA all-time 3-pointers made list:

NBA ALL-TIME 3PM LIST, 60-63

RANK	NAME	3PT	3PT%
60	Donovan Mitchell	1376	.366
61	Dan Majerle	1360	.358
63	Khrist Middleton	1359	.388
62	Evan Fournier	1358	.376

PERSONAL: Last name is pronounced forn-yay... Born in Saint-Maurice, France...He and his wife, Laura, have a son, Elias (born June 2019)...Wore #94 as a member of the Denver Nuggets to represent the country code of where he is from in France... Had a movie produced about his rise from the French League to the NBA called "Evan: Le Reve Américain (The American Dream)," which premiered in Paris on Oct. 17, 2012...Has a dog named Simba, who was named after his favorite Disney character...Played in NBA Africa Game in both 2017 and 2018...If he wasn't an NBA player, he would be an archaeologist...Fan of the NFL's Denver Broncos.





TAJ GIBSON

15th Season in the NBA
1st Season with the Pistons

PRIOR:
USC

67 • CENTER

HEIGHT: 6-9
WEIGHT: 234
BIRTHDATE: 06/24/85
COUNTRY: USA
ACQUIRED: SIGNED AS FREE AGENT ON 3/6/24



	GP	GS	PPG	RPG	APG	SPG	BPG	MPG	FG%	3FG%	FT%		2023-24 HIGHS	CAREER HIGHS
2023-24	18	1	1.3	1.7	0.5	0.17	0.33	10.3	.357	.200	1.000	PTS	5 at BKN 4/6/24	28 vs. LAL 2/15/18
Career	963	450	8.6	5.8	1.0	0.54	0.98	23.5	.517	.263	.713	FGM	2 2 times (@ BKN, 4/6/24)	12 vs. ATL 2/11/14
	POINTS				REB	AST	BLK	STL		DBL-DBL		TPL-DBL		
	10+	20+	30+	10+	10+	3+	3+							
2023-24	--	--	--	--	--	--	1	--	--	--	--	--		
Career	389	29	--	142	--	--	82	19		105		--		
RECENT GAMES														
OPPONENT	W/L	MIN	FG-A	3P-A	FT-A	OR	DR	TR	A	PF	ST	TO	BS	PTS
4/9 at PHI	L													
4/6 at BKN	L	08:49	2-3	1-2	0-0	0	0	0	0	1	0	0	0	5
4/5 at MEM	L					Inactive - Injury								
4/3 at ATL	L					Inactive - Injury								
4/1 vs. MEM	L					Inactive - Injury								
Injury List — Missed 9 games due to Right Hamstring; Strain (3/20 through 4/5/24)														
OREB	2	3 times (@ HOU, 2/12/24)												11 at NYK 2/17/10
DREB	4	at ORL 12/29/23												13 2 times (@ ATL, 2/2/13)
TREB	4	2 times (vs. DAL, 2/8/24)												19 at ATL 2/2/13
ASTS	3	vs. MIL 12/25/23												7 vs. WAS 2/24/16
STLS	1	3 times (@ BOS, 3/18/24)												4 5 times (vs. BOS, 12/1/19)
BLKS	3	vs. MIL 12/25/23												6 4 times (vs. MIL, 1/5/16)
MINS	22	vs. DAL 2/8/24												48 at BKN 2/1/13

NEW FACES: Gibson was signed to a 10-day contract by the Pistons on March 6, 2024 and was extended to a rest-of-season contract on March 15. He appeared in 16 games for the New York Knicks across three stints (two 10-day contracts).

SEASONED VET: Gibson is a 15-year NBA veteran and appeared in 961 career games (450 starts) prior to joining Detroit for Chicago, Oklahoma City, Minnesota, New York and Washington. The No. 26 overall pick in the 2009 NBA Draft, Gibson holds career averages of 8.6 points, 5.8 rebounds, 1.0 assists and 1.0 blocks in 23.5 minutes per game. Gibson appeared in 71 career playoff games and averaged 7.8 points, 4.9 rebounds and 0.6 assists in 22.3 minutes. A native of Brooklyn, N.Y., Gibson most recently appeared in 16 games with the New York Knicks this season. Gibson played collegiately at the University of Southern California from 2006-09 where he was named Pac-10 Defensive Player of the Year and Second-Team All-Pac-10 in 2009.





24 • GUARD

QUENTIN GRIMES

3rd Season in the NBA
1st Season with the Pistons

PRIOR:
Houston

HEIGHT: 6-5
WEIGHT: 207
BIRTHDATE: 05/08/00
COUNTRY: USA
ACQUIRED: ACQUIRED VIA TRADE ON 2/8/24



	GP	GS	PPG	RPG	APG	SPG	BPG	MPG	FG%	3FG%	FT%		2023-24 HIGHS	CAREER HIGHS
2023-24	51	18	7.0	2.0	1.3	0.69	0.14	20.1	.372	.338	.756	PTS	19 3 times (vs. DEN, 1/25/24)	36 at IND 4/5/23
Career	168	90	8.5	2.5	1.5	0.67	0.26	23.4	.428	.371	.772			
	POINTS				REB	AST	BLK	STL						
	10+	20+	30+	10+	10+	3+	3+	DBL-DBL	TPL-DBL					
2023-24	14	--	--	--	--	--	1	1	--	--	--			
Career	60	12	2	--	--	--	1	6	--	--	--			
RECENT GAMES														
OPPONENT	W/L	MIN	FG-A	3P-A	FT-A	OR	DR	TR	A	PF	ST	TO	BS	PTS
4/9 at PHI	L										Inactive - Injury			
4/6 at BKN	L										Inactive - Injury			
4/5 at MEM	L										Inactive - Injury			
4/3 at ATL	L										Inactive - Injury			
4/1 vs. MEM	L										Inactive - Injury			
Injury List — Missed 2 games due to Left Wrist; Sprained (11/17 through 11/18/23); Missed 1 game due to Illness; Non Covid- Illness (12/30); Missed 3 games due to Right Knee; Sprained (2/1 through 2/6/24); Missed 20 games due to Right Knee; Contusion (2/13 through 2/22/24; 3/3 through 3/9/24; 3/17 through 4/9/24)														
			</											

NEW FACES: Grimes was acquired from New York on Feb. 8, 2024, along with Evan Fournier, Ryan Arcidiacono, Malachi Flynn and draft and cash considerations.

COLLEGIATE CHAMPS: As collegiate teammates for two seasons at the University of Houston (2019-21), Grimes and **Marcus Sasser** powered the Cougars to the Final Four in 2021, where they fell to eventual National Champion Baylor. The duo led the 28-4 AAC Champions in scoring, as Grimes led the team with 17.8 points and Sasser was second with 13.7 points. Grimes, the 2021 American Athletic Conference Player of the Year and AAC Tournament MVP, averaged 17.0 points, 4.2 rebounds, 2.4 assists and 1.4 steals across five NCAA Tournament games after scoring 21 points on 5-of-9 3FG in the 2021 AAC Championship game against Cincinnati. He was ranked as the No. 8 overall recruit in the 2018 RSCI Top 100.



PRIOR TO THE PISTONS: Grimes has scored a season-high 19 points three times this season as a Knick, most recently on Jan. 25 against Denver. He has made a season-high five 3-pointers twice, including a 5-for-7 night with 19 points against Toronto on Dec. 11.

2022-23 SEASON SUMMARY: Over 71 games (66 starts), averaged 11.3 points, 3.2 rebounds and 2.1 assists over 29.9 minutes...Shot .468 FG% and went .386 3PT%...Marked improvement in virtually all stat categories from rookie 2021-22 season, including scoring (6.0 to 11.3 ppg), minutes (17.1 to 29.9 mpg), shooting (.404 to .468) and 3PT FGM (72 to 157)...Led Knicks in scoring three times...Authored 10 20+ scoring games and two 30+ games (had just two 20+ scoring games in rookie 2021-22 season)...From downtown, had 17 games with at least four 3PT FGM, including career-high-tying seven 3PT FGM on Dec 27 at Dallas...Played in 100th career NBA game on March 3 at Miami...Missed nine games due to injury, including season's first six contests (Oct 19-30) due to sore left foot...Missed two additional games in Nov with sore left foot; also missed Dec 21 vs. Raptors with sprained right ankle...DNP (CD) twice...Career-high eight assists with 10 points in loss at Phoenix, Nov 20...Keyed win at Indiana, April 5, with career-high 36 points (14-23 FGA, 5-13 from Downtown), six rebounds, five assists and three steals...**Playoffs:** Averaged 5.1 points on .304 FG% and .243 3PT% 26.9 minutes in nine games (six starts)...In first career NBA Playoff game, nailed two clutch FTA with 4.3 seconds left to give Knicks final margin in 101-97 Game One win at Cleveland, April 15...Scored a Playoff career-high nine points in Game Four vs. Heat, May 8.





23 • GUARD

JADEN IVEY

2nd Season in the NBA
2nd Season with the Pistons

PRIOR:
Purdue

HEIGHT: 6-4
WEIGHT: 195
BIRTHDATE: 02/13/02
COUNTRY: USA
ACQUIRED: 5TH OVERALL IN 2022



	GP	GS	PPG	RPG	APG	SPG	BPG	MPG	FG%	3FG%	FT%
2023-24	74	58	15.5	3.5	3.8	0.73	0.55	28.8	.430	.339	.756
Career	148	131	15.9	3.7	4.5	0.78	0.39	30.0	.423	.341	.751

	POINTS	REB	AST	BLK	STL	DBL-DBL	TPL-DBL
2023-24	58	17	4	1	1	2	--
Career	127	33	7	4	6	10	--

RECENT GAMES

OPPONENT	W/L	MIN	FG-A	3P-A	FT-A	OR	DR	TR	A	PF	ST	TO	BS	PTS
4/9 at PHI	L	31:46	8-17	6-9	3-6	3	2	5	4	2	0	5	1	25
4/6 at BKN	L	30:48	7-21	2-6	0-0	1	3	4	10	1	2	0	0	16
4/5 at MEM	L	32:13	10-15	6-8	5-6	0	3	3	3	2	0	4	0	31
4/3 at ATL	L	26:53	3-15	1-4	1-2	0	3	3	4	2	0	1	0	8
4/1 vs. MEM	L	34:51	7-17	2-8	4-5	0	3	3	6	1	0	2	0	20

Injury List — Missed 4 games due to illness (11/5 through 11/10/23); Missed 1 game due to Left Knee; Soreness (3/27)

Ivey ranks second on the Pistons with **17** 20-point games, **4** 30-point games, and **283** assists (3.5 per game) this season.

He has averaged 20.0 points, 5.4 assists and 3.6 rebounds over his last five games. It is his third 20-PPG stretch of the season.

	2023-24 HIGHS	CAREER HIGHS
PTS	37 at SAC 2/7/24	37 at SAC 2/7/24
FGM	13 2 times (@ SAC, 2/7/24)	13 2 times (@ SAC, 2/7/24)
FGA	23 at SAC 2/7/24	23 at SAC 2/7/24
3FGM	7 at POR 2/8/24	7 at POR 2/8/24
3FGA	10 vs. SAS 1/10/24	10 vs. SAS 1/10/24
FTM	9 vs. TOR 12/30/23	11 2 times (vs. MIL, 3/27/23)
FTA	12 vs. TOR 12/30/23	12 3 times (vs. TOR, 12/30/23)
OREB	5 4 times (vs. LAC, 2/2/24)	5 4 times (vs. LAC, 2/2/24)
DREB	6 4 times (@ WAS, 3/29/24)	8 2 times (vs. OKC, 11/7/22)
TREB	10 at BOS 12/28/23	11 vs. OKC 11/7/22
ASTS	10 at BKN 4/6/24	13 vs. POR 3/6/23
STLS	3 3 times (vs. BKN, 12/26/23)	4 at MIL 11/2/22
BLKS	3 at WAS 1/15/24	3 2 times (@ WAS, 1/15/24)
MINS	48 at POR 2/8/24	48 at POR 2/8/24

HAVE A NIGHT: Ivey scored 32 points on Jan. 17 against Minnesota with four rebounds, six assists and one steal on 4-of-6 3FG. It capped a run of six games where he averaged 21.3 points, 5.0 rebounds, 6.2 assists, 1.0 steals and 1.0 blocks, joining Cade Cunningham (once) and Grant Hill (three times) as the only first-or-second year players in franchise history to average at least 21-5-5-1-1 over any six game stretch.

He recorded the best offensive night of his career on Feb. 7 in Sacramento, where he scored a career-high 37 points with five 3-pointers to go with six rebounds and seven assists. It was his fifth career 30-point game and second of the season.

SCORING MACHINE: In eight games from Dec. 21 to Jan. 5, Ivey averaged 16.5 points with 5.0 rebounds and 4.3 assists on .485 (16-of-33) 3PT%. It was the highest 3-point shooting percentage over any eight-game span in his career. The stretch included back-to-back games with 20 points from Dec. 21-23. He later shot .484 3PT% (15-of-31) over seven games from Jan. 17-31.

He showed off his smooth stroke on Feb. 8 vs. POR, where he made a career-high seven 3-pointers on a perfect 7-of-7 from behind the line. It was tied for the 16th-most 3-pointers in a game in franchise history and the second-most without a miss, trailing only Ben Gordon's 9-of-9 night from 3-point territory on March 21, 2012 against Denver. Ivey has made 5+ 3-pointers five times, tied as the second-most by a Piston this season (Alec Burks, 6).

ALL-TIME PRODUCTION: After scoring 10+ points in 69 of 74 games last season and ending the year on a rookie franchise-record 39 game double-digit scoring streak, Ivey has continued to be a near-automatic 10+ points on the court while contributing across the board as well. He ranks as one of five players in franchise history to average at least 15.0 points, 4.0 assists and 3.0 rebounds through the first two seasons of their career:

PISTONS WITH 15.0 PTS, 4.0 AST, 3.0 REB ACROSS FIRST TWO SEASONS

NAME	PTS	AST	REB
Dave Bing	23.5	5.3	4.6
Isiah Thomas	20.1	7.8	3.5
Grant Hill	20.1	6.0	8.2
Cade Cunningham	17.8	5.6	5.6
Jaden Ivey	15.9	4.5	3.7



Ivey received his second NBA Rising Stars selection this season as one of 10 outstanding sophomores. He competed alongside Jalen Duren on Team Tamika in this year's challenge.





GENERATIONAL: See below where Ivey has made a mark on Pistons **franchise** record books:

Since being drafted, Ivey leads the Pistons in total games played. He is one of three (Jalen Duren, Killian Hayes) to play at least 100 games over the past two seasons.



Jaden Ivey ranks second in the 2022 NBA Draft class in career assists and assists per game (P. Banchemo).

THROUGH **148** CAREER GAMES, MOST...



POINTS

YEAR	NAME	PTS	AVG
1981-83	Kelly Tripuka	3505	23.6
1966-67	Dave Bing	3450	23.4
1959-61	Bailey Howell	3037	20.5
1994-96	Grant Hill	2991	20.2
1981-83	Isiah Thomas	2974	20.1
1970-72	Bob Lanier	2935	19.8
2021-24	Cade Cunningham	2758	20.0
1978-80	John Long	2585	17.6
2022-24	Jaden Ivey	2353	15.8
1960-61	Don Ohl	2278	15.4



ASSISTS (PAST 50 SEASONS)

YEAR	NAME	AST	AVG
1981-83	Isiah Thomas	1157	7.8
2021-24	Cade Cunningham	892	6.5
1994-96	Grant Hill	888	6.0
2020-22	Killian Hayes	740	5.0
1985-86	Joe Dumars	673	4.6
2022-24	Jaden Ivey	670	4.5



3-POINTERS

YEAR	NAME	3PM	3PT%
2020-22	Saddiq Bey	376	.361
2021-24	Cade Cunningham	250	.329
2022-24	Jaden Ivey	240	.341
2011-13	Brandon Knight	225	.373
2017-19	Luke Kennard	219	.405
2013-15	Kentavious Caldwell-Pope	181	.332



GAMES WITH AT LEAST 15 PTS, 5 REB, 5 AST

YEAR	NAME	COUNT
1994-96	Grant Hill	82
2021-24	Cade Cunningham	52
1981-83	Isiah Thomas	34
1966-68	Dave Bing	31
1981-83	Kelly Tripuka	23
2022-24	Jaden Ivey	21



5 • FORWARD/CENTER

CHIMEZIE METU

6th Season in the NBA
1st Season with the Pistons

PRIOR:
USC

HEIGHT: 6-9
WEIGHT: 225
BIRTHDATE: 03/22/97
COUNTRY: USA
ACQUIRED: SIGNED TO A 10-DAY ON 3/20/24



	GP	GS	PPG	RPG	APG	SPG	BPG	MPG	FG%	3FG%	FT%
2023-24	48	9	6.0	3.6	0.9	0.81	0.33	15.8	.505	.253	.900
Career	257	35	5.8	3.5	0.7	0.53	0.37	13.5	.494	.288	.785

	POINTS			REB	AST	BLK	STL		
	10+	20+	30+	10+	10+	3+	3+	DBL-DBL	TPL-DBL
2023-24	8	2	--	2	--	--	3	1	--
Career	52	3	--	10	--	2	9	7	--

RECENT GAMES

OPPONENT	W/L	MIN	FG-A	3P-A	FT-A	OR	DR	TR	A	PF	ST	TO	BS	PTS
4/9 at PHI	L	34:46	3-10	1-4	0-0	3	8	11	2	1	0	3	0	7
4/6 at BKN	L	42:41	9-9	2-2	0-0	0	7	7	3	2	3	2	0	20
4/5 at MEM	L	22:21	3-6	0-3	0-0	2	4	6	1	3	4	2	0	6
4/3 at ATL	L	27:49	4-9	0-2	1-1	1	4	5	3	2	5	1	1	9
4/1 vs. MEM	L	27:44	6-10	1-3	4-4	4	4	8	0	3	0	1	2	17

	2023-24 HIGHS	CAREER HIGHS
PTS	23 vs. DAL 12/25/23	23 vs. DAL 12/25/23
FGM	9 2 times (@ BKN, 4/6/24)	9 2 times (@ BKN, 4/6/24)
FGA	18 vs. DAL 12/25/23	18 vs. DAL 12/25/23
3FGM	3 vs. GSW 12/12/23	4 at MEM 5/13/21
3FGA	6 vs. DAL 12/25/23	10 at MEM 5/13/21
FTM	7 vs. NOP 3/24/24	7 vs. NOP 3/24/24
FTA	8 vs. NOP 3/24/24	9 vs. GSW 4/7/23
OREB	6 vs. DAL 12/25/23	6 2 times (vs. DAL, 12/25/23)
DREB	13 vs. DAL 12/25/23	13 vs. DAL 12/25/23
TREB	19 vs. DAL 12/25/23	19 vs. DAL 12/25/23
ASTS	4 at NYK 3/25/24	4 4 times (@ NYK, 3/25/24)
STLS	5 at ATL 4/3/24	5 at ATL 4/3/24
BLKS	2 4 times (vs. MEM, 4/1/24)	5 vs. LAC 12/4/21
MINS	43 at BKN 4/6/24	43 at BKN 4/6/24

Since joining Detroit on March 20, Metu ranks fourth on the team in total points and third in total rebounds.

STRONG ADDITION: After posting identical performances of 17 points and eight rebounds against New Orleans (3/24) and Memphis (4/1), Metu scored a Pistons career-high 20 points with seven rebounds, three assists and three steals against Brooklyn on April 6 in a career-high 43 minutes. He corralled 11 rebounds in his next game against Philadelphia (4/9), his most rebounds as a Piston.

NEW FACES: Signed to a 10-day contract with Detroit on March 20, 2024...Began the year with Phoenix and was traded to and subsequently waived by Memphis at the trade deadline.

PRIOR TO THE PISTONS: Scored 10+ points five times with Phoenix and 5+ rebounds seven times...Set career-highs with 23 points and 19 rebounds (six offensive) for the Suns against Dallas on Dec. 25, going 9-of-18 from the floor, 2-of-6 from deep and 3-of-4 from the line...Last played on Feb. 4 against Washington...Had 14 points with five rebounds against Portland on Jan. 1.

2022-23 SEASON SUMMARY: Averaged 4.9 points on 58.9 FG%, 3.0 rebounds and 10.4 minutes in 10.4 minutes of play in 66 games for Sacramento....Held Per 36 Minute averages of 16.8 points, 10.3 rebounds, 2.1 assists and 1.1 blocks on the season, his fourth consecutive season averaging 15+ points Per 36 Minutes...Scored in double figures in eight games, including a season high 15 points on April 7 vs. Golden State in 17 minutes off the bench...Grabbed 5+ rebounds 15 times, including a season-high 9 on three occasions...Recorded three consecutive games with at least two blocks for the first time in his career (Feb.

OLYMPIAN: Born in Los Angeles, California, Metu moved to Nigeria with his father at age six and lived there for six years. As a member of the Nigerian National Team, he helped them qualify for the 2020 Tokyo Olympics and averaged 9.0 points, 6.7 rebounds, 2.3 assists and 1.0 blocks in five games with a .636 3PT% (7-of-11). He also played for Team Nigeria in the 2019 FIBA World Cup, where he averaged 9.0 points, 5.6 rebounds, 1.2 assists and 1.2 blocks in five games on .556 3PT% (5-of-9). He holds a .600 (12-of-20) career international 3PT%.





20 • GUARD

JAYLEN NOWELL

5th Season in the NBA
1st Season with the Pistons

PRIOR:
Washington

HEIGHT: 6-5
WEIGHT: 208
BIRTHDATE: 07/09/99
COUNTRY: USA
ACQUIRED: SIGNED TO A 10-DAY ON 4/2/24



	GP	GS	PPG	RPG	APG	SPG	BPG	MPG	FG%	3FG%	FT%
2023-24	12	1	6.4	1.8	1.6	0.33	0.17	17.1	.446	.222	.714
Career	196	4	8.9	2.2	1.8	0.50	0.15	17.1	.447	.318	.796

	POINTS			REB	AST	BLK	STL		
	10+	20+	30+	10+	10+	3+	3+	DBL-DBL	TPL-DBL
2023-24	4	--	--	--	--	--	--	--	--
Career	87	9	1	--	--	--	5	--	--

RECENT GAMES

OPPONENT	W/L	MIN	FG-A	3P-A	FT-A	OR	DR	TR	A	PF	ST	TO	BS	PTS
4/9 at PHI	L	10:27	1-2	0-0	0-0	0	1	1	1	0	0	0	0	2
4/6 at BKN	L	18:51	5-8	2-3	0-0	2	2	4	0	1	0	0	1	12
4/5 at MEM	L	20:13	5-9	0-1	2-4	1	2	3	2	1	1	1	1	12
4/3 at ATL	L													
12/13 at HOU	L	8:21	0-3	0-2	0-0	0	0	0	1	1	0	1	0	0

	2023-24 HIGHS	CAREER HIGHS
PTS	19 at DAL 12/1/23	30 at UTA 2/8/23
FGM	8 at DAL 12/1/23	11 2 times (@ UTA, 2/8/23)
FGA	14 at DAL 12/1/23	19 vs. MEM 11/30/22
3FGM	2 3 times (@ BKN, 4/6/24)	6 3 times (@ UTA, 2/8/23)
3FGA	6 at DAL 12/1/23	10 vs. MEM 11/30/22
FTM	2 2 times (@ MEM, 4/5/24)	7 vs. OKC 12/3/22
FTA	4 at MEM 4/5/24	8 vs. OKC 12/3/22
OREB	2 at BKN 4/6/24	3 6 times (vs. IND, 12/7/22)
DREB	4 vs. MIN 11/26/23	6 2 times (vs. SAS, 10/24/22)
TREB	5 vs. MIN 11/26/23	9 vs. SAS 10/24/22
ASTS	4 at DET 12/6/23	7 vs. OKC 3/9/22
STLS	1 4 times (@ MEM, 4/5/24)	3 5 times (@ NYK, 3/20/23)
BLKS	1 2 times (@ BKN, 4/6/24)	2 3 times (@ LAL, 11/12/21)
MINS	34 at PHX 12/2/23	35 vs. BOS 12/27/21

NEW FACES: Signed to a 10-day contract with Detroit on April 2, 2024...Appeared in nine games for Memphis and averaged 5.7 points and 1.8 assists per game...Has not appeared in an NBA game since Dec. 13...In 28 games this season with the Stockton Kings, the NBA's G League affiliate of the Sacramento Kings, he averaged 17.4 points, 3.6 rebounds and 3.6 assists in 27.9 minutes per game.

FITTING IN: Nowell scored his Pistons career-high 12 points in back-to-back games against Memphis (4/5) and Brooklyn (4/6). They were his third and fourth games of 10+ points this season after eclipsing 12 points twice in his nine games as a Grizzly.





8 • GUARD

JARED RHODEN

2nd Season in the NBA
2nd Season with the Pistons

PRIOR:
Seton Hall

HEIGHT: 6-6
WEIGHT: 210
BIRTHDATE: 08/27/99
COUNTRY: USA



	GP	GS	PPG	RPG	APG	SPG	BPG	MPG	FG%	3FG%	FT%
2023-24	14	0	3.4	1.5	0.8	0.21	0.64	12.0	.442	.278	.625
Career	28	0	3.3	2.1	0.5	0.25	0.36	13.1	.414	.263	.786

	POINTS	REB	AST	BLK	STL	DBL-DBL	TPL-DBL
2023-24	10+	20+	30+	10+	10+	3+	3+
Career	1	--	--	--	--	--	--

RECENT GAMES

OPPONENT	W/L	MIN	FG-A	3P-A	FT-A	OR	DR	TR	A	PF	ST	TO	BS	PTS
4/9 at PHI	L	14:40	1-5	0-2	0-0	0	1	1	0	3	0	0	2	2
4/6 at BKN	L	20:35	3-8	0-3	1-2	0	2	2	1	5	1	0	1	7
4/5 at MEM	L	21:16	2-5	1-2	1-2	0	1	1	2	1	1	0	0	6
4/3 at ATL	L													
4/1 vs. MEM	L	13:09	0-0	0-0	1-2	0	1	1	1	2	0	0	2	1

	2023-24 HIGHS	CAREER HIGHS
PTS	9 vs. BOS 3/22/24	10 at IND 4/7/23
FGM	4 vs. BOS 3/22/24	4 2 times (vs. BOS, 3/22/24)
FGA	8 at BKN 4/6/24	9 at IND 4/7/23
3FGM	1 5 times (@ MEM, 4/5/24)	2 at IND 4/7/23
3FGA	3 2 times (@ BKN, 4/6/24)	4 at CHI 4/9/23
FTM	2 vs. GSW 11/6/23	2 4 times (vs. GSW, 11/6/23)
FTA	2 4 times (@ BKN, 4/6/24)	2 7 times (@ BKN, 4/6/24)
OREB	1 2 times (@ MIN, 3/27/24)	3 vs. POR 3/6/23
DREB	5 vs. BOS 3/22/24	5 3 times (vs. BOS, 3/22/24)
TREB	5 vs. BOS 3/22/24	6 2 times (@ CHI, 4/9/23)
ASTS	3 2 times (@ NYK, 3/25/24)	3 2 times (@ NYK, 3/25/24)
STLS	1 3 times (@ BKN, 4/6/24)	2 at IND 4/7/23
BLKS	2 4 times (@ PHI, 4/9/24)	2 4 times (@ PHI, 4/9/24)
MINS	25 at NYK 3/25/24	35 at CHI 4/9/23

G LEAGUE RECAP: Averaged 21.6 points, 6.2 rebounds, 3.0 assists and 1.3 steals on .463 FG% and .403 3PT% across 40 total games for the Motor City Cruise this season and (36.7 minutes per game). Ranks fourth in the G League with 575 total points in the regular season (42nd with 21.0 points per game) and was named G League Player of the Week during Nov. 12-18, where he averaged 27.3 points and 6.3 rebounds on .550 3PT% over three games...Has scored 20+ points in 29 games this season and 30+ five times.

Rhoden scored 20+ points in eight consecutive G League outings before his most recent game, and has averaged 20.2 points, 6.2 rebounds and 2.4 rebounds on .448 3PT% (13-of-29) over his last five contests:

Jared Rhoden recent G League Games:

DATE	PTS	REB	AST	FG	FG%	3P	3PT%
3/18	13	5	3	5-20	.250	2-8	.250
3/16	21	8	2	8-19	.421	3-6	.500
3/15	23	6	3	8-18	.444	2-4	.500
3/9	21	7	3	8-13	.615	3-6	.500
3/5	23	5	1	10-18	.556	3-5	.600

CAREER HIGHLIGHTS: Appeared in 14 games and averaged 3.2 points, 2.6 rebounds and 0.3 assists in 14.1 minutes per game as a two-way player for Detroit last season...Scored a season-high 10 points with a season-high six rebounds and two steals at IND (4/7)...Appeared in 14 of Detroit's final 20 games...Averaged 5.3 rebounds over the final three games of the season...Appeared in 24 games for the Motor City Cruise, the NBA G League affiliate of the Detroit Pistons, while averaging 18.1 points (.469 FG%), 7.1 rebounds, 2.2 assists and 1.1 steals in 34.8 minutes per game.

Collegiate Career: Left Seton Hall in a tie for 33rd in program history with 1,270 career points and 20th all-time with 669 rebounds ... Left as one of only 12 Pirates to log more than 1,200 points and 600 rebounds in a career...Named to the 2022 All-Big East First Team and was a 2019 and 2020 Big East All-Academic Team member.





25 • GUARD

MARCUS SASSER

Rookie Season in the NBA
Rookie Season with the Pistons

PRIOR:
Houston

HEIGHT: 6-2
WEIGHT: 195
BIRTHDATE: 09/21/00
COUNTRY: USA



	GP	GS	PPG	RPG	APG	SPG	BPG	MPG	FG%	3FG%	FT%
2023-24	68	8	7.7	1.8	3.3	0.60	0.15	18.5	.422	.378	.864
Career	68	8	7.7	1.8	3.3	0.60	0.15	18.5	.422	.378	.864

	POINTS	REB	AST	BLK	STL	DBL-DBL	TPL-DBL
2023-24	17	5	--	--	1	1	--
Career	17	5	--	--	1	1	--

RECENT GAMES

OPPONENT	W/L	MIN	FG-A	3P-A	FT-A	OR	DR	TR	A	PF	ST	TO	BS	PTS
4/9 at PHI	L	26:50	3-10	2-4	2-2	1	2	3	5	2	0	3	0	10
4/6 at BKN	L	33:11	7-17	3-8	1-2	0	1	1	6	1	1	1	0	18
4/5 at MEM	L	25:16	1-5	0-2	0-0	0	2	2	2	1	1	3	1	2
4/3 at ATL	L	32:44	4-13	3-8	0-0	1	1	2	4	3	1	2	0	11
4/1 vs. MEM	L													

DNP - Injury

Injury List — Missed 4 games due to Right Knee; Contusion (2/24 through 3/1/24); Missed 2 games due to Illness; Upper Respiratory (3/29 through 4/1/24)

	2023-24 HIGHS	CAREER HIGHS
PTS	26 at MIL 11/8/23	26 at MIL 11/8/23
FGM	11 at MIL 11/8/23	11 at MIL 11/8/23
FGA	18 at NYK 3/25/24	18 at NYK 3/25/24
3FGM	5 3 times (vs. LAC, 2/2/24)	5 3 times (vs. LAC, 2/2/24)
3FGA	8 3 times (@ BKN, 4/6/24)	8 3 times (@ BKN, 4/6/24)
FTM	9 at NYK 3/25/24	9 at NYK 3/25/24
FTA	10 at NYK 3/25/24	10 at NYK 3/25/24
OREB	1 10 times (@ PHI, 4/9/24)	1 10 times (@ PHI, 4/9/24)
DREB	6 at MIL 11/8/23	6 at MIL 11/8/23
TREB	6 at MIL 11/8/23	6 at MIL 11/8/23
ASTS	11 at POR 2/8/24	11 at POR 2/8/24
STLS	4 vs. POR 11/1/23	4 vs. POR 11/1/23
BLKS	2 at WAS 1/15/24	2 at WAS 1/15/24
MINS	38 at POR 2/8/24	38 at POR 2/8/24

Sasser's **24** point effort against New York (3/25) set career-highs in free throws made (9) and attempted (10). It was his first 20-point game since Feb. 2 against the Clippers.

COMING OUT PARTY: Sasser erupted for a career-high 26 points (11-17 FG, 3-7 3FG, 1-1 FT) on November 8 against Milwaukee and set a career-high in scoring in three of four games; he dropped 22 points on 4-6 3FG on November 5 against Phoenix after scoring 19 points (5-8 3PT) the game prior against New Orleans (11/1). He shot .500 (13-of-26) over the four-game span and was the third Pistons rookie (Saddiq Bey, Cade Cunningham) to shoot at least .500 3PT% with 13 3PM over a four-game span in franchise history.

Sasser added his third 20-point game of the season on January 22 against Milwaukee, dropping 23 points (9-17 FG, 5-5 FT) with three assists, one rebound and one steal. He recorded his fourth with 21 points against the Clippers on February 2, going 8-of-10 from the floor and 5-of-6 from deep.

On February 8 against Portland, Sasser recorded his first career double-double with 17 points, a career-high 11 assists and two steals. He joined Cade Cunningham, Jaden Ivey and Killian Hayes as the only Pistons rookies with 11+ assists in a game since Brandon Knight in 2012.

STREAKY: Sasser made a 3-pointer in nine consecutive games from Jan. 24 - Feb. 13, tied as the seventh-longest by a rookie in franchise history.

AMATEUR ACCOLADES: Drafted by Detroit after a highly-decorated career at the University of Houston...Named a 2023 First Team All-American, American Athletic Conference Player of the Year and Jerry West Shooting Guard of the Year...Selected as a finalist for the 2023 Lefty Driesell Defensive Player of the Year Award and was a Naismith Defensive Player of the Year semifinalist...Became the first consensus First-Team All-American out of Houston since Hakeem Olajuwon in 1984...Finished 15th in Houston history with 1,458 career points and set the school record with 276 career 3-pointers.

HIGHEST 3PT%, NBA ROOKIES 2023-24

NAME	TEAM	3PT%
Cason Wallace	OKC	.420
Nick Smith Jr.	CHA	.419
Brandin Podziemski	GSW	.388
Sasha Vezenkov	SAC	.383
Marcus Sasser	DET	.378

MOST 3-POINTERS THROUGH 68 CAREER GAMES, FRANCHISE HISTORY:

YEAR	NAME	3PM
2020-21	Saddiq Bey	169
2021-22	Cade Cunningham	121
2011-12	Brandon Knight	108
2022-23	Jaden Ivey	105
2021-22	Isaiah Livers	92
2023-24	Marcus Sasser	82
2017-18	Luke Kennard	70

Sasser is one of **six** rookies in franchise history to shoot .375 3PT% or better, minimum 50 3PA (Isaiah Livers, Luke Kennard)





28 • CENTER

ISAIAH STEWART

4th Season in the NBA
4th Season with the Pistons

PRIOR:
Washington

HEIGHT: 6-9
WEIGHT: 250
BIRTHDATE: 05/22/01
COUNTRY: USA
ACQUIRED: VIA HOU (11/24/20)



	GP	GS	PPG	RPG	APG	SPG	BPG	MPG	FG%	3FG%	FT%
2023-24	46	45	10.9	6.6	1.6	0.37	0.83	30.9	.487	.383	.753
Career	235	177	9.3	7.6	1.2	0.42	1.00	26.0	.498	.348	.727

	POINTS	REB	AST	BLK	STL	DBL-DBL	TPL-DBL
2023-24	32	1	--	8	--	4	1
Career	111	6	--	68	--	19	3

RECENT GAMES

OPPONENT	W/L	MIN	FG-A	3P-A	FT-A	OR	DR	TR	A	PF	ST	TO	BS	PTS
4/9 at PHI	L										Inactive - Injury			
4/6 at BKN	L										Inactive - Injury			
4/5 at MEM	L										Inactive - Injury			
4/3 at ATL	L										Inactive - Injury			
4/1 vs. MEM	L										Inactive - Injury			

Injury List — Missed 2 games due to Left Shoulder; Sprain (12/16 through 12/18/23); Missed 8 games due to Right Great Toe; Sprain (12/28/23 through 1/10/24); Missed 8 games due to Left Ankle; Sprain (1/20; 1/31 through 2/7/24; 2/10 through 2/14/24); Missed 11 games due to Right Hamstring; Strain (3/20 through 4/9/24)

	2023-24 HIGHS	CAREER HIGHS
PTS	20 at BKN 12/23/23	24 vs. GSW 10/30/22
FGM	8 at BKN 12/23/23	9 2 times (@ TOR, 11/13/21)
FGA	17 at WAS 1/15/24	17 at WAS 1/15/24
3FGM	4 2 times (vs. CLE, 3/1/24)	5 vs. NYK 11/29/22
3FGA	8 vs. HOU 1/12/24	9 vs. NYK 11/29/22
FTM	7 vs. MIL 1/22/24	10 vs. GSW 10/30/22
FTA	8 vs. MIL 1/22/24	11 vs. GSW 10/30/22
OREB	6 2 times (@ CHI, 11/12/23)	9 vs. OKC 4/16/21
DREB	10 vs. DEN 11/20/23	12 2 times (vs. BOS, 2/6/23)
TREB	14 at MIA 10/25/23	21 vs. OKC 4/16/21
ASTS	5 2 times (@ BKN, 12/23/23)	6 vs. CHA 2/3/23
STLS	3 vs. DAL 3/9/24	3 3 times (vs. DAL, 3/9/24)
BLKS	5 vs. MIL 1/22/24	5 vs. MIL 1/22/24
MINs	39 vs. GSW 11/6/23	41 at CHA 12/14/22

3 & D: At the time of his injury, Stewart was shooting a career-best .383 from deep, which ranked **25th** among Power Forwards and Centers in 3PT% this season. He was also one of the best defenders in the NBA, ranking **5th** in the league with a .430 defended field goal percentage (min. 10 field goals defended per game). He ranked third on the Pistons with a 114.5 defensive rating and a career-low five double-doubles.

Stewart's 3-point percentage production grew for the third consecutive season. He made 0.2 3-pointers per game on .326 3PT% in his sophomore season (2021-22), 1.3 per game on .327 3PT% in 2022-23 and 1.5 per game on .383 3PT% this season. He also saw spikes to his other shooting numbers, increasing his yearly FG% from .442 in 2022-23 to .487 and his 2-point shooting percentage from .542 last season to .575 this campaign.

SCORING STREAK: Stewart scored at least 10 points in 11 consecutive games from Jan. 12 to March 5, the longest streak of his career. He has scored 10+ in six straight games two other times: Oct. 25 - Nov. 2, 2023 and Feb. 8-24, 2022. He averaged 13.3 points per in this span, the highest 11-game scoring average in his career.

TOP PERFORMANCE: Stewart dropped his first 20-point game of the season on December 23 against Brooklyn with five rebounds, five assists, one steal and one block on 8-9 FG (4-5 3FG). It was the sixth 20-point game of his career and his first time recording 20-5-5 in a game. It was also his third career instance making at least four 3-pointers in a game, and his first time shooting 4-of-5 (.800 3PT%) or better with as many attempts.

S.W.A.T. TEAM: On January 22 against Milwaukee, Stewart scored 19 points with eight rebounds, two assists, T-season-high two steals and a career-high five blocks. It surpassed his previous career-high of four (four times) and tied Jalen Duren and Ausar Thompson for the most rejections by a Piston this season.





9 • FORWARD

AUSAR THOMPSON

Rookie Season in the NBA
Rookie Season with the Pistons

PRIOR:
Overtime Elite

HEIGHT: 6-7
WEIGHT: 215
BIRTHDATE: 01/30/03
COUNTRY: USA



	GP	GS	PPG	RPG	APG	SPG	BPG	MPG	FG%	3FG%	FT%
2023-24	63	38	8.8	6.4	1.9	1.08	0.94	25.1	.483	.186	.597
Career	63	38	8.8	6.4	1.9	1.08	0.94	25.1	.483	.186	.597

	POINTS	REB	AST	BLK	STL	DBL-DBL	TPL-DBL
2023-24	22	3	--	8	--	6	8
Career	22	3	--	8	--	6	8

RECENT GAMES

OPPONENT	W/L	MIN	FG-A	3P-A	FT-A	OR	DR	TR	A	PF	ST	TO	BS	PTS
4/9 at PHI	L								Inactive - Injury					
4/6 at BKN	L								Inactive - Injury					
4/5 at MEM	L								Inactive - Injury					
4/3 at ATL	L								Inactive - Injury					
4/1 vs. MEM	L								Inactive - Injury					

Injury List — Missed 16 games due to illness; Medical (3/11 through 4/9/24)

	2023-24 HIGHS	CAREER HIGHS
PTS	22 vs. MIL 1/20/24	22 vs. MIL 1/20/24
FGM	10 vs. MIL 1/20/24	10 vs. MIL 1/20/24
FGA	17 at NOP 11/2/23	17 at NOP 11/2/23
3FGM	2 5 times (vs. BKN, 3/7/24)	2 5 times (vs. BKN, 3/7/24)
3FGA	7 vs. BKN 3/7/24	7 vs. BKN 3/7/24
FTM	6 at NOP 11/2/23	6 at NOP 11/2/23
FTA	7 2 times (@ CHI, 11/12/23)	7 2 times (@ CHI, 11/12/23)
OREB	7 at OKC 10/30/23	7 at OKC 10/30/23
DREB	12 at MIL 11/8/23	12 at MIL 11/8/23
TREB	16 at CHI 11/12/23	16 at CHI 11/12/23
ASTS	6 at CHA 10/27/23	6 at CHA 10/27/23
STLS	5 vs. CLE 3/1/24	5 vs. CLE 3/1/24
BLKS	5 at MIA 10/25/23	5 at MIA 10/25/23
MINS	43 vs. BKN 3/7/24	43 vs. BKN 3/7/24

SWIPER: Thompson recorded a steal in 12 consecutive games from Jan. 24 to Feb. 22 (1.6 steals per game), the longest streak by a rookie this season the third-longest by a rookie in franchise history. He collected a career-high five steals against Cleveland on March 1, the most by a Piston this season and the sixth-most by a rookie in franchise history.

ATTACK THE GLASS: An undersized force crashing the boards, Thompson ranks 6th among rookies in franchise history in the past 50 seasons with 129 offensive rebounds, which ranked third in the NBA among players 6'7" or shorter (Saddiq Bey, Scottie Barnes) at the time of his injury.

ROOKIE RANKINGS: Among Pistons rookies in the past 50 seasons through their first 63 career games, Thompson ranked **6th** in total rebounds (402), **6th** in offensive rebounds (129), **8th** in blocks (59) and **6th** in steals (68). See below where he ranks among this year's rookie class:

STARTING OFF STRONG: Thompson dominated defensively in his first NBA appearance with five blocks, the most ever by a Piston in their NBA debut (Terry Tyler, 4, 1968) and tied for the third-most by any player in their debut in NBA history. That got him off on the right foot as he averaged 12.2 points, 10.7 rebounds, 3.6 assists, 1.3 steals and 1.5 blocks through his first 14 NBA games with 10+ points seven times (including three straight from Nov. 1-6) and 10+ rebounds eight times, including 73 total boards over a six-game stretch from Nov. 8-19.

Thompson is one of **15** players in NBA history to record at least:

550 POINTS
400 REBOUNDS
120 ASSISTS
65 STEALS
55 BLOCKS

through the first **63** games of their career. Thompson, Victor Wembanyama and Ben Simmons are the only players on this list since 2000-01.

NBA ROOKIE LEADERS, 2023-24

76

REBOUNDS

NAME	TEAM	RPG
Victor Wembanyama	SAS	10.6
Chet Holmgren	OKC	7.9
Dereck Lively II	DAL	6.9
Ausar Thompson	DET	6.4
Amen Thompson	HOU	6.3

BLOCKS

NAME	TEAM	BPG
Victor Wembanyama	SAS	3.6
Chet Holmgren	OKC	2.3
Dereck Lively II	DAL	1.4
Trayce Jackson-Davis	GSW	1.1
Ibou Badji	POR	1.0
Trey Jemison	MEM	1.0
Ausar Thompson	DET	0.9

STEALS

NAME	TEAM	STL
Victor Wembanyama	SAS	1.2
Amen Thompson	HOU	1.2
Ausar Thompson	DET	1.1
Jaime Jaquez Jr.	MIA	1.0
Toumani Camara	POR	0.9





17 • GUARD

STANLEY UMUDE

1st Season in the NBA
1st Season with the Pistons

PRIOR:
Arkansas

HEIGHT: 6-6
WEIGHT: 210
BIRTHDATE: 04/12/99
COUNTRY: USA



	GP	GS	PPG	RPG	APG	SPG	BPG	MPG	FG%	3FG%	FT%
2023-24	24	2	5.3	2.1	0.5	0.33	0.29	12.8	.440	.453	.906
Career	25	2	5.2	2.0	0.4	0.36	0.32	12.4	.435	.444	.912

	POINTS	REB	AST	BLK	STL	DBL-DBL	TPL-DBL
2023-24	7	--	--	--	--	--	--
Career	7	--	--	--	--	--	--

RECENT GAMES

OPPONENT	W/L	MIN	FG-A	3P-A	FT-A	OR	DR	TR	A	PF	ST	TO	BS	PTS
4/9 at PHI	L										DND - Injury			
4/6 at BKN	L										DND - Injury			
4/5 at MEM	L										DNP - Injury			
4/3 at ATL	L										DND - Injury			
4/1 vs. MEM	L										DNP - Injury			

Injury List — Missed 10 games due to Right Ankle; Fracture (3/22 through 4/9/24)

	2023-24 HIGHS	CAREER HIGHS
PTS	19 at TOR 11/19/23	19 at TOR 11/19/23
FGM	5 3 times (@ POR, 2/8/24)	5 3 times (@ POR, 2/8/24)
FGA	9 vs. LAL 11/29/23	9 vs. LAL 11/29/23
3FGM	4 vs. GSW 11/6/23	4 vs. GSW 11/6/23
3FGA	5 4 times (vs. MIA, 3/17/24)	5 4 times (vs. MIA, 3/17/24)
FTM	7 2 times (@ TOR, 11/19/23)	7 2 times (@ TOR, 11/19/23)
FTA	8 2 times (@ TOR, 11/19/23)	8 2 times (@ TOR, 11/19/23)
OREB	2 vs. DAL 3/9/24	2 vs. DAL 3/9/24
DREB	7 vs. TOR 3/13/24	7 vs. TOR 3/13/24
TREB	7 vs. TOR 3/13/24	7 vs. TOR 3/13/24
ASTS	3 at TOR 11/19/23	3 at TOR 11/19/23
STLS	3 vs. TOR 3/13/24	3 vs. TOR 3/13/24
BLKS	2 at IND 11/24/23	2 at IND 11/24/23
MINS	34 at BOS 3/18/24	34 at BOS 3/18/24

G LEAGUE RECAP: Averaged 16.7 points, 6.2 rebounds, 1.3 assists, 0.8 steals and 1.0 blocks in 32.9 minutes across 28 games (22 starts) for the Motor City Cruise this season, shooting .389 FG%, .323 3PT% and .795 FT%.

CAREER GAME: On November 6 vs. Golden State, Umude erupted for career-highs in points (15), rebounds (3), 3-pointers (4) and minutes played (16). He splashed home 4-of-5 from 3-point land in a 5-of-8 shooting night from the field, including 1-of-1 from the free throw line.

BREAKOUT PLAYER: After earning a two-way contract in the preseason, Umude has played in 13 games for the Pistons this year with five 10+ point performances, including three in a row from 11/17-20. He shot .538 (7-13) 3PT% in that span. After returning to the Pistons on February 8 at Portland and going 3-of-4 from behind the line, he shot .548 from deep through his first 16 NBA games of the season.

SEASON RECAP: Played in 25 games for the Pistons G League affiliate Motor City Cruise in 2022-23, averaged 15.4 points, 4.8 rebounds, 1.0 assists and 0.7 blocks in 27.5 minutes per game...Led the team with 276 points in the Showcase with 108 rebounds, and 30 assists in 493 minutes...Finished third in scoring among all rookies in Winter Showcase (15.3). Dropped a career high 26 points on a career-best seven 3-pointers against Raptors 905 (1/12).





JAMES WISEMAN

4th Season in the NBA
2nd Season with the Pistons

PRIOR:
Memphis

13 • CENTER

HEIGHT: 7-0
WEIGHT: 255
BIRTHDATE: 03/31/01
COUNTRY: USA
ACQUIRED: VIA TRADE WITH GSW (2/9/23)



	GP	GS	PPG	RPG	APG	SPG	BPG	MPG	FG%	3FG%	FT%
2023-24	60	4	6.9	5.1	0.8	0.17	0.60	16.6	.627	.000	.720
Career	144	53	9.1	5.5	0.7	0.19	0.69	18.8	.563	.267	.685

	POINTS			REB	AST	BLK	STL		
	10+	20+	30+	10+	10+	3+	3+	DBL-DBL	TPL-DBL
2023-24	16	2	--	6	--	3	--	5	--
Career	63	8	1	18	--	8	--	16	--

RECENT GAMES

OPPONENT	W/L	MIN	FG-A	3P-A	FT-A	OR	DR	TR	A	PF	ST	TO	BS	PTS
4/9 at PHI	L	20:28	1-5	0-0	6-6	1	5	6	2	2	0	1	0	8
4/6 at BKN	L	26:03	2-5	0-0	0-0	1	4	5	0	5	1	2	0	4
4/5 at MEM	L	14:41	0-1	0-0	0-0	1	2	3	0	1	0	3	1	0
4/3 at ATL	L	20:09	4-5	0-0	1-1	2	3	5	2	1	0	0	1	9
4/1 vs. MEM	L	28:23	5-8	0-0	0-1	2	8	10	0	5	0	2	1	10

James Wiseman leads the Pistons with a **.627** FG%.

	2023-24 HIGHS	CAREER HIGHS
PTS	24 vs. BOS 3/22/24	30 at BKN 12/21/22
FGM	11 vs. BOS 3/22/24	12 at BKN 12/21/22
FGA	13 vs. BOS 3/22/24	15 3 times (@ WAS, 3/14/23)
3FGM	--	3 2 times (vs. MIN, 1/27/21)
3FGA	1 2 times (@ GSW, 1/5/24)	4 at MIL 12/25/20
FTM	7 at MIN 3/27/24	7 at MIN 3/27/24
FTA	8 at MIN 3/27/24	8 4 times (@ MIN, 3/27/24)
OREB	5 3 times (vs. BOS, 3/22/24)	6 at CHI 4/9/23
DREB	10 at PHI 12/15/23	10 3 times (@ PHI, 12/15/23)
TREB	13 at PHI 12/15/23	14 vs. IND 3/13/23
ASTS	5 at MIL 12/16/23	5 at MIL 12/16/23
STLS	1 10 times (@ BKN, 4/6/24)	2 at BKN 12/22/20
BLKS	3 3 times (vs. TOR, 3/13/24)	4 vs. CHI 3/29/21
MINS	37 vs. BOS 3/22/24	37 vs. BOS 3/22/24

SEASON HIGH: Wiseman scored a season-high 24 points against Boston on March 22, his most points as a Piston and his second 20-point game of the season (12/15 vs PHI, which was his second career 20-10 game). He followed the outing with back-to-back double-doubles against New Orleans (3/24) and New York (3/25), his second career instance with consecutive double-doubles (March 13-14, 2023 with Detroit). It highlighted a run of strong play where he has averaged 14.6 points, 9.0 rebounds and 1.8 assists over five games from March 18-25, his first time averaging 14 PTS and 9 REB over five games since March of 2023. He turned in another double-double on April 1 against Memphis, which gave him three in five games from March 24-April 1.

STRONG STRETCH: Wiseman recorded his second double-double of the season on March 9 against Dallas with 17 points, 12 rebounds, four assists and one block. He scored 10+ points in three consecutive games on March 7-11, his first double-digit scoring streak time since Dec. 12-18.

He averaged 11.0 points and 10.3 rebounds over his three games from March 9-13, his second time averaging 10/10 over a three-game span as a Piston. The previous instance came within a six-game span from March 9-19, 2023 (16.3 points and 11.3 rebounds).

CHANGE OF SCENERY: After recording three double-doubles through 60 games with Golden State, Wiseman collected five in his first 14 games with Detroit. He ended the season with eight double-doubles as a Piston on 12.7 PPG and 8.1 RPG. He scored 10+ in 18 of 24 games played with 10+ boards nine times. In the process, he turned in his first career 20-10 game with 22 points and 13 rebounds vs. Miami (3/19). Wiseman also set a career rebound mark twice with the Detroit, first with 13 boards and 16 points against Charlotte (3/9), and two-games later a career-best 14 rebounds (five offensive) and 18 points against Indiana (3/13).

SEASON SUMMARY: Appeared in 45 games (22 starts) last season with both Detroit and Golden State, averaging 10.0 points, 5.9 rebounds and 0.7 assists in 19.3 minutes....Played in 24 games (two starts) with the Pistons, averaging 12.7 points, 5.9 rebounds and 0.7 assists in 19.3 minutes...Played in 21 games (no starts) with the Warriors, averaging 6.9 points, 3.5 rebounds and 0.7 assists in 12.5 minutes...Scored 10-plus points 17 times and 20-plus points three times with Detroit...Led the team in scoring twice and rebounds eight times...Posted seven double-doubles in a Pistons uniform after notching just three through 60 games as a Warrior...Scored a season-high 30 points (GSW) with six rebounds and two assists at BKN (12/21)... Tallied 22 points and 13 rebounds on 10-13 FG vs. MIA (3/19).



2023-24 MISCELLANEOUS BREAKDOWN

TEAM RECORD

	RECORD	HOME	ROAD	OT
OVERALL	13-66	7-32	6-34	1-2
ATLANTIC	3-14	3-4	0-10	0-1
CENTRAL	2-13	1-6	1-7	--
SOUTHEAST	5-13	2-7	3-6	--
EASTERN	10-40	6-17	4-23	0-1
SOUTHWEST	0-9	0-6	0-3	--
NORTHWEST	2-8	1-4	1-4	1-1
PACIFIC	1-9	0-5	1-4	--
WESTERN	3-26	1-15	2-11	1-1

TEAM WINNING & LOSING STREAKS

LONG:	OVERALL	HOME	ROAD
Win	3/11/2024 — 3/13/2024 (2)	3/11/2024 — 3/13/2024 (2)	2/7/2024 — 2/8/2024 (2)
Loss	10/30/2023 — 12/28/2023 (28)	11/1/2023 — 12/26/2023 (14)	10/30/2023 — 1/7/2024 (18)

*showing most recent streaks

AFTER 79 GAMES: W13, L66

MARGIN	1	2	3	4	5	6	7	8	9	10	11	12	13	14	15	16	17	18	19	20	21	22	23	24	25
Won By:		1				2	1		2	1		2	1			2	1								
Lost By:	1	4	2	2		8	2	6	4	2	4	2	2	5	1	1	1	4	2		1	2	2		2

MARGIN	26	27	28	29	30	31	32	33	34	35	36	37	38	39	40	41	42	43	44	45	46	47	48	49	50+
Won By:																									
Lost By:	1	1		1			3																		

AT START OF:	OVERALL	HOME	ROAD	FG%:	OVERALL	HOME	ROAD
2nd-Ahead:	8-20	5-15	3-5	-44%	1-22	0-7	1-15
-Behind:	5-45	2-16	3-29	45-49%	4-28	2-15	2-13
-Tied:	0-1	0-1	0-0	50-54%	6-14	5-9	1-5
3rd-Ahead:	8-10	4-5	4-5	55-59%	2-2	0-1	2-1
-Behind:	4-54	2-26	2-28	+60%	0-0	0-0	0-0
-Tied:	1-2	1-1	0-1				
4th-Ahead:	10-9	6-4	4-5				
-Behind:	3-56	1-28	2-28				
-Tied:	0-1	0-0	0-1				

	PISTONS	AVG.	HIGH	OPP.	AVG.	HIGH
POINTS IN THE PAINT	3,952	50	70 vs. Hawks, 11/14/2023	4,290	54.3	82 at Pistons, 01/09/2024
2ND CHANCE POINTS	1,039	13.2	31 at Celtics, 12/28/2023	1,097	13.9	33 at 76ers, 04/09/2024
FAST BREAK POINTS	1,131	14.3	28 at Clippers, 02/10/2024	1,110	14.1	32 at 76ers, 12/15/2023
BENCH POINTS	3,075	38.9	85 vs. Bucks, 01/20/2024	2,684	34	70 at Pistons, 01/10/2024
IND. HIGH OFF BENCH	50	--	Flynn, 50 at Hawks, 04/03/2024	36	--	Clarkson, 36 at Jazz, 01/03/2024
POINTS OFF TURNOVER	1,146	14.5	28 (3) at Magic, 03/03/2024	1,549	19.6	35 at Pistons, 03/09/2024

PISTONS RECORD WHEN...	OVERALL	HOME	ROAD
Outrebounding opponent	11-27	6-14	5-13
Outrebounded by opponent	1-36	0-17	1-19
Tied in Rebounding	1-3	1-1	0-2
Shooting better than opponent	12-17	6-10	6-7
Shooting worse than opponent	1-49	1-22	0-27
Shooting same than opponent	0-0	0-0	0-0
More FTM than opponent	10-21	6-10	4-11
Less FTM than opponent	3-44	1-22	2-22
Same FTM than opponent	0-1	0-0	0-1
More 3FGM than opponent	7-20	3-11	4-9
Less 3FGM than opponent	4-37	2-15	2-22
Same 3FGM than opponent	2-9	2-6	0-3
More assists than opponent	5-20	3-7	2-13
Less assists than opponent	5-41	3-20	2-21
Same assists than opponent	3-5	1-5	2-0
More turnovers than opponent	9-49	4-27	5-22
Less turnovers than opponent	2-16	1-5	1-11
Same turnovers than opponent	2-1	2-0	0-1
Bench outscores opponent bench	10-36	5-15	5-21
Opponent bench outscores DET	3-29	2-17	1-12
Bench scoring equal	0-1	0-0	0-1
Scoring less than 80 points	0-0	0-0	0-0
Scoring between 80-89 points	0-0	0-0	0-0
Scoring between 90-99 points	1-9	0-2	1-7
Scoring between 100-109	1-23	0-17	1-6
Scoring 110 or more points	11-31	7-12	4-19
Opponent scores less than 80	0-0	0-0	0-0
Opponent scores between 80-89	1-0	0-0	1-0
Opponent scores between 90-99	3-0	1-0	2-0
Opponent scores between 100-109	4-7	4-3	0-4
Opponent scores 110 or more	5-59	2-29	3-30

NUMBER OF TIMES LEADING TEAM IN... (INCLUDES TIES)						
	PTS	REB	AST	BLK	STL	MIN
Ryan Arcidiacono	--	--	--	--	--	--
Marvin Bagley III	1	3	--	5	1	--
Buddy Boeheim	--	--	--	1	--	--
Bojan Bogdanovic	6	1	--	2	9	7
Troy Brown Jr.	--	--	--	--	2	--
Alec Burks	5	--	2	5	5	--
Malcolm Cazalon	--	--	--	2	--	--
Cade Cunningham	36	--	47	10	14	26
Jalen Duren	5	50	2	19	9	3
Tosan Evbuomwan	--	1	--	2	--	1
Malachi Flynn	2	1	3	1	4	1
Simone Fontecchio	2	--	--	4	4	2
Evan Fournier	2	--	--	2	5	--
Danilo Gallinari	1	--	--	3	--	--
Taj Gibson	--	--	--	--	--	--
Quentin Grimes	--	--	--	1	1	--
Joe Harris	--	--	--	4	1	--
Killian Hayes	2	1	13	9	14	2
Jaden Ivey	11	1	15	17	16	16
Kevin Knox II	2	1	--	5	5	1
Isaiah Livers	--	1	--	3	4	1
Chimezie Metu	2	2	--	4	6	3
Shake Milton	--	1	--	--	--	--
Monte Morris	--	--	--	2	--	--
Mike Muscala	--	--	--	1	1	--
Jaylen Nowell	--	--	--	2	--	--
Jared Rhoden	--	--	--	6	--	--
Marcus Sasser	2	--	11	7	13	4
Isaiah Stewart	--	7	--	16	4	5
Ausar Thompson	1	14	1	25	23	6
Stanley Umude	1	--	--	4	3	--
James Wiseman	2	7	--	20	2	1

STARTING LINEUPS

LAST USED	GAME	FORWARD	FORWARD	CENTER	GUARD	GUARD	RECORD
Nov. 10, 23	vs. 76ers	Ausar Thompson	Isaiah Stewart	Jalen Duren	Cade Cunningham	Killian Hayes	2-6
Nov. 12, 23	at Bulls	Jaden Ivey	Ausar Thompson	Marvin Bagley III	Cade Cunningham	Killian Hayes	0-1
Nov. 14, 23	vs. Hawks	Ausar Thompson	Isaiah Stewart	Marvin Bagley III	Cade Cunningham	Killian Hayes	0-3
Nov. 17, 23	at Cavaliers	Ausar Thompson	Kevin Knox II	Isaiah Stewart	Cade Cunningham	Killian Hayes	0-1
Nov. 19, 23	at Raptors	Ausar Thompson	Kevin Knox II	Isaiah Stewart	Cade Cunningham	Jaden Ivey	0-1
Nov. 24, 23	at Pacers	Ausar Thompson	Isaiah Stewart	Marvin Bagley III	Jaden Ivey	Cade Cunningham	0-2
Nov. 30, 23	at Knicks	Isaiah Livers	Isaiah Stewart	Jalen Duren	Cade Cunningham	Killian Hayes	0-1
Dec. 2, 23	vs. Cavaliers	Killian Hayes	Isaiah Stewart	Jalen Duren	Jaden Ivey	Cade Cunningham	0-1
Dec. 8, 23	at Magic	Bojan Bogdanovic	Isaiah Stewart	Marvin Bagley III	Killian Hayes	Cade Cunningham	0-1
Dec. 15, 23	at 76ers	Ausar Thompson	Bojan Bogdanovic	Isaiah Stewart	Killian Hayes	Cade Cunningham	0-3
Dec. 16, 23	at Bucks	Ausar Thompson	Bojan Bogdanovic	Marvin Bagley III	Killian Hayes	Cade Cunningham	0-1
Dec. 18, 23	at Hawks	Ausar Thompson	Bojan Bogdanovic	Marvin Bagley III	Jaden Ivey	Cade Cunningham	0-1
Dec. 21, 23	vs. Jazz	Bojan Bogdanovic	Isaiah Stewart	Marvin Bagley III	Jaden Ivey	Cade Cunningham	0-1
Dec. 23, 23	at Nets	Ausar Thompson	Bojan Bogdanovic	Isaiah Stewart	Jaden Ivey	Cade Cunningham	0-1
Jan. 7, 24	at Nuggets	Bojan Bogdanovic	Isaiah Livers	Jalen Duren	Jaden Ivey	Cade Cunningham	0-3
Jan. 10, 24	vs. Spurs	Isaiah Livers	Bojan Bogdanovic	Jalen Duren	Jaden Ivey	Killian Hayes	0-2
Jan. 15, 24	at Wizards	Kevin Knox II	Isaiah Stewart	Jalen Duren	Jaden Ivey	Killian Hayes	1-1
Jan. 22, 24	vs. Bucks	Bojan Bogdanovic	Kevin Knox II	Jalen Duren	Jaden Ivey	Killian Hayes	0-2
Jan. 24, 24	vs. Hornets	Bojan Bogdanovic	Isaiah Stewart	Jalen Duren	Jaden Ivey	Killian Hayes	1-1
Jan. 27, 24	vs. Wizards	Bojan Bogdanovic	Isaiah Stewart	Jalen Duren	Jaden Ivey	Cade Cunningham	0-2
Jan. 28, 24	vs. Thunder	Bojan Bogdanovic	Isaiah Stewart	Jalen Duren	Cade Cunningham	Killian Hayes	1-1
Jan. 31, 24	at Cavaliers	Bojan Bogdanovic	Mike Muscala	Jalen Duren	Jaden Ivey	Cade Cunningham	0-1
Feb. 4, 24	vs. Magic	Kevin Knox II	Bojan Bogdanovic	Jalen Duren	Jaden Ivey	Cade Cunningham	1-4
Feb. 7, 24	at Kings	Ausar Thompson	Mike Muscala	Jalen Duren	Jaden Ivey	Killian Hayes	1-0
Feb. 10, 24	at Clippers	Ausar Thompson	Mike Muscala	Jalen Duren	Jaden Ivey	Cade Cunningham	1-1
Feb. 26, 24	at Knicks	Simone Fontecchio	Ausar Thompson	Jalen Duren	Cade Cunningham	Jaden Ivey	0-5
Mar. 9, 24	vs. Mavericks	Ausar Thompson	Isaiah Stewart	Jalen Duren	Jaden Ivey	Cade Cunningham	2-6
Mar. 17, 24	vs. Heat	Simone Fontecchio	Isaiah Stewart	Jalen Duren	Jaden Ivey	Cade Cunningham	2-2
Mar. 18, 24	at Celtics	Stanley Umude	Isaiah Stewart	Jalen Duren	Jaden Ivey	Marcus Sasser	0-1
Mar. 20, 24	vs. Pacers	Stanley Umude	Tosan Evbuomwan	Jalen Duren	Cade Cunningham	Jaden Ivey	0-1
Mar. 22, 24	vs. Celtics	Troy Brown Jr.	Tosan Evbuomwan	James Wiseman	Cade Cunningham	Jaden Ivey	0-1
Mar. 25, 24	at Knicks	Troy Brown Jr.	Tosan Evbuomwan	James Wiseman	Jaden Ivey	Marcus Sasser	0-1
Mar. 27, 24	at Timberwolves	Tosan Evbuomwan	Chimezie Metu	Jalen Duren	Marcus Sasser	Cade Cunningham	0-1
Apr. 1, 24	vs. Grizzlies	Troy Brown Jr.	Tosan Evbuomwan	Jalen Duren	Jaden Ivey	Cade Cunningham	1-1
Apr. 5, 24	at Grizzlies	Troy Brown Jr.	Tosan Evbuomwan	Jalen Duren	Jaden Ivey	Marcus Sasser	0-2
Apr. 6, 24	at Nets	Troy Brown Jr.	Chimezie Metu	James Wiseman	Jaden Ivey	Marcus Sasser	0-2
Apr. 9, 24	at 76ers	Troy Brown Jr.	Chimezie Metu	Jalen Duren	Jaden Ivey	Marcus Sasser	0-1

GAMES MISSED DUE TO INJURIES

NAME	INJURY/ILLNESS	DATES OUT	GAMES MISSED
Marvin Bagley III	Right Low Back; Spasms	12/11	1
	Right Low Back; Sprain	12/13 through 12/15/23	2
Bojan Bogdanovic	Right Calf; Strain	10/25 through 11/30/23	19
	Left Calf; Soreness	1/12 through 1/15/24; 2/7	3
Alec Burks	Left Forearm; Soreness	11/1	1
	Left Forearm; Contusion	11/2 through 11/10/23	5
	Right Hamstring; Soreness	1/5	1
Cade Cunningham	Left Knee; Strain	1/9 through 1/24/24	8
	Left Knee; Injury Management	1/28; 2/7; 3/18; 3/24 through 3/25/24; 4/3 through 4/9/24	9
Jalen Duren	Left Ankle; Sprain	11/1; 12/8 through 12/23/23; 4/6	10
	Bilateral Ankle Soreness	11/6	1
	Right Ankle; Soreness	11/12 through 11/20/23	5
	Low Back; Spasms	3/24 through 3/25/24	2
Simone Fontecchio	Left Great Toe; Contusion	3/18 through 4/9/24	12
Evan Fournier	Right Knee; Soreness	4/6	1
Taj Gibson	Right Hamstring; Strain	3/20 through 4/5/24	9
Quentin Grimes	Right Knee; Contusion	2/13 through 2/22/24; 3/3 through 3/9/24; 3/17 through 4/9/24	20
Joe Harris	Right Shoulder Sprain	11/6 through 12/6/23	14
Killian Hayes	Left Shoulder; Sprain	11/19	1
	N/a; Illness	12/18 through 12/26/23	4
Jaden Ivey	Illness	11/5 through 11/10/23	4
	Left Knee; Soreness	3/27	1
Isaiah Livers	Left Ankle; Sprain	10/25 through 11/19/23	14
Monte Morris	Right Quadriceps; Strain	10/25/23 through 1/22/24	43
Marcus Sasser	Right Knee; Contusion	2/24 through 3/1/24	4
	Illness; Upper Respiratory	3/29 through 4/1/24	2
Isaiah Stewart	Left Shoulder; Sprain	12/16 through 12/18/23	2
	Right Great Toe; Sprain	12/28/23 through 1/10/24	8
	Left Ankle; Sprain	1/20; 1/31 through 2/7/24; 2/10 through 2/14/24	8
	Right Hamstring; Strain	3/20 through 4/9/24	11
Ausar Thompson	Illness; Medical	3/11 through 4/9/24	16
Stanley Umude	Right Ankle; Fracture	3/22 through 4/9/24	10
TOTAL GAMES MISSED			251



TEAM TREND	TTL	LAST GAME	TEAM TREND	TTL	LAST GAME
<4 Pistons w/ 10+ pts	0-4	@ MEM 4/5/24	Pistons shoot 50.0% or better	6-14	vs. MEM 4/1/24
4+ Pistons w/ 10+ pts	13-62	@ PHI 4/9/24	Opp shoots 50.0% or better	1-36	@ BKN 4/6/24
5+ Pistons w/ 10+ pts	11-46	@ PHI 4/9/24	Pistons shoot 45.0% or better	11-35	@ BKN 4/6/24
6+ Pistons w/ 10+ pts	6-19	vs. MIA 3/17/24	Pistons shoot 44.0% or below	1-22	@ PHI 4/9/24
7+ Pistons w/ 10+ pts	0-4	@ CLE 1/31/24	Pistons shoot 40.0% or below	0-5	@ MIN 3/27/24
8+ Pistons w/ 10+ pts	0-0		Opp shoots 45.0% or better	6-57	@ BKN 4/6/24
Pistons no 20+ pt scorer	0-10	vs. NOP 3/24/24	Opp shoots 40.0% or below	3-1	vs. CHA 3/11/24
Opp no 20+ pt scorer	0-3	@ MEM 4/5/24	Pistons w/10+ 3-pointers made	12-40	@ PHI 4/9/24
2+ Pistons w/20+ pt scorer	7-27	@ PHI 4/9/24	Opp w/10+ 3-pointers made	8-56	@ PHI 4/9/24
2+ Opp w/20+ pt scorer	11-44	@ BKN 4/6/24	Pistons w/15+ 3-pointers made	3-9	@ BKN 4/6/24
3+ Pistons w/20+ pt scorer	3-5	@ LAC 2/10/24	Opp w/15+ 3-pointers made	4-13	@ NYK 3/25/24
3+ Opp w/20+ pt scorer	3-15	@ ATL 4/3/24	Pistons 3FG% 40.0% or better	6-16	@ PHI 4/9/24
Pistons w/30+ pt scorer	6-21	@ MEM 4/5/24	Opp 3FG% 40.0% or better	3-24	@ BKN 4/6/24
Opp w/30+ pt scorer	6-37	@ PHI 4/9/24	Pistons FT% 80.0 or better	7-31	@ PHI 4/9/24
All 5 Starters w/10+ pts	4-8	vs. MIA 3/17/24	Opp FT% 80.0 or better	5-40	@ PHI 4/9/24
Opp 5 Starters w/10+ pts	1-13	@ MEM 4/5/24	Pistons FT% below 70.0	1-14	@ BKN 4/6/24
2+ reserves w/10+ pts	6-31	@ PHI 4/9/24	Opp FT% below 70.0	4-9	@ ATL 4/3/24
Opp 2+ reserves w/10+ pts	2-30	@ BKN 4/6/24	Pistons FTM >= Opp FTA	8-11	@ MEM 4/5/24
3+ reserves w/10+ pts	1-10	@ BOS 3/18/24	Opp FTM >= Pistons FTA	1-31	@ BKN 4/6/24
Opp 3+ reserves w/10+ pts	0-8	vs. ORL 2/24/24	Pistons FG% >= Opp FG%	10-13	vs. MEM 4/1/24
Pistons <20 pts. in 1st qtr	1-6	@ NYK 3/25/24	Opp FG% >= Pistons FG%	0-44	@ PHI 4/9/24
Opp <20 pts. in 1st qtr	2-1	vs. BKN 3/7/24	Pistons w/30+ FTA	3-8	vs. NOP 3/24/24
Pistons w/30+ pts in 1st qtr	4-21	@ BKN 4/6/24	Opp w/30+ FTA	2-20	@ BKN 4/6/24
Opp w/30+ pts in 1st qtr	4-40	@ PHI 4/9/24	Pistons w/20+ asts	12-63	@ PHI 4/9/24
Pistons under 50 pts 1st half	0-22	@ MEM 4/5/24	Opp w/20+ asts	11-65	@ PHI 4/9/24
Opp under 50 pts 1st half	5-6	@ BKN 4/6/24	Pistons w/25+ asts	10-40	@ BKN 4/6/24
Pistons 50+ pts 1st half	13-44	@ PHI 4/9/24	Opp w/25+ asts	7-46	@ PHI 4/9/24
Opp 50+ pts 1st half	8-60	@ PHI 4/9/24	Pistons w/30+ asts	2-10	@ LAL 2/13/24
Pistons 60+ pts in 1st half	4-11	vs. DAL 3/9/24	Opp w/30+ asts	3-19	@ ATL 4/3/24
Opp 60+ pts in 1st half	4-36	@ PHI 4/9/24	Pistons asts >= Opp asts	5-20	@ BKN 4/6/24
Pistons lead by 10+ pts	11-14	@ BKN 4/6/24	Opp asts >= Pistons asts	5-41	@ PHI 4/9/24
Opp leads by 10+ pts	4-59	@ PHI 4/9/24	Pistons w/12 or fewer TOs	5-19	@ BKN 4/6/24
Games decided by 10+ points	7-37	@ PHI 4/9/24	Opp w/12 or fewer TOs	9-43	@ PHI 4/9/24
Games decided by 4-9 points	5-22	@ ATL 4/3/24	Pistons w/20+ TOs	3-4	vs. TOR 3/13/24
Games decided by 3 or less points	1-7	vs. MEM 4/1/24	Opp w/20+ TOs	0-3	@ MEM 4/5/24
Both teams score 100+ pts	9-57	@ PHI 4/9/24	Pistons TO >= Opp TO	9-49	@ PHI 4/9/24
Both teams under 100 pts	1-0	@ WAS 3/29/24	Opp TO >= Pistons TO	2-16	@ BKN 4/6/24
Pistons score under 100 pts	1-9	@ MEM 4/5/24	Pistons w/50+ REB	13-30	@ PHI 4/9/24
Opp scores under 100 pts	4-0	@ WAS 3/29/24	Opp w/50+ REB	6-44	@ PHI 4/9/24
Pistons score 100+ pts	12-57	@ PHI 4/9/24	Pistons REB >= Opp REB	11-27	@ MIN 3/27/24
Opp scores 100+ pts	9-66	@ PHI 4/9/24	Opp REB >= Pistons REB	1-36	@ PHI 4/9/24
Pistons score 110+ pts	11-31	@ ATL 4/3/24	Pistons w/10+ more REB than Opp	6-7	vs. TOR 3/13/24
Opp scores 110+ pts	5-59	@ PHI 4/9/24	Opp w/10+ more REB than DET	0-22	@ BKN 4/6/24
Pistons tied or lead after the 3rd qtr	10-8	@ BKN 4/6/24	Pistons w/10+ stls	0-9	@ MEM 4/5/24
Pistons tied or lead at halftime	9-11	@ BKN 4/6/24	Opp w/10+ stls	5-24	@ PHI 4/9/24
Pistons tied or lead after 1st qtr	9-20	@ BKN 4/6/24	2+ Pistons w/double-double	4-12	vs. IND 3/20/24
Pistons trailing after the 3rd qtr	3-58	@ PHI 4/9/24	2+ Opp w/double-double	4-13	@ PHI 4/9/24
Pistons trailing at halftime	4-55	@ PHI 4/9/24	3+ Pistons w/double-double	0-1	@ BOS 12/28/23
Pistons trailing after 1st qtr	4-46	@ PHI 4/9/24	3+ Opp w/double-double	0-2	@ ATL 4/3/24
1st game Back-to-Back	2-12	@ MEM 4/5/24	Pistons PITP >= Opp PITP	7-21	@ ATL 4/3/24
2nd game Back-to-Back	4-10	@ BKN 4/6/24	Opp PITP >= Pistons PITP	5-39	@ PHI 4/9/24
1st game after a win	3-10	vs. MEM 4/1/24	Pistons 2CP >= Opp 2CP	10-29	vs. NOP 3/24/24
1st game after a loss	10-55	@ PHI 4/9/24	Opp 2CP >= Pistons 2CP	3-33	@ PHI 4/9/24
On Monday	2-12	vs. MEM 4/1/24	Pistons FB Pts >= Opp FB Pts	7-27	@ ATL 4/3/24
On Tuesday	1-6	@ PHI 4/9/24	Opp FB Pts >= Pistons FB Pts	5-34	@ BKN 4/6/24
On Wednesday	3-14	@ ATL 4/3/24			
On Thursday	2-5	vs. BKN 3/7/24			
On Friday	2-12	@ MEM 4/5/24			
On Saturday	2-9	@ BKN 4/6/24			
On Sunday	1-8	vs. NOP 3/24/24			
January	3-12	@ CLE 1/31/24			
February	3-8	@ CHI 2/27/24			
March	4-12	@ WAS 3/29/24			
April	0-5	@ PHI 4/9/24			
October	2-2	@ OKC 10/30/23			
November	0-15	@ NYK 11/30/23			
December	1-12	vs. TOR 12/30/23			



2023-24 DETROIT PISTONS/OPPONENTS SINGLE GAME HIGHS/LOWS

		DETROIT PISTONS		OPPONENTS
Points	50	Malachi Flynn at ATL 04/03/2024	51	Zach LaVine vs. CHI 10/28/2023
Points in a Quarter	20	Cade Cunningham 4th) at ATL 12/18/2023	21	Jaren Jackson Jr. (3rd) vs. MEM 04/01/2024
			21	Luka Dončić (2nd) vs. DAL 03/09/2024
Points in a Half	37	Cade Cunningham (2nd) vs. BKN 12/26/2023	32	Desmond Bane (2nd) vs. MEM 12/06/2023
Field Goals	18	Malachi Flynn at ATL 04/03/2024	19	Desmond Bane vs. MEM 12/06/2023
			19	Zach LaVine vs. CHI 10/28/2023
Field Goal Attempts	33	Cade Cunningham at WAS 03/29/2024	33	Zach LaVine vs. CHI 10/28/2023
Field Goal Percentage	1.000	Chimezie Metu (9-9) at BKN 04/06/2024	1.000	Markelle Fultz (8-8) at ORL 03/03/2024
3-PT Field Goal	8	Alec Burks at WAS 01/15/2024	11	Donte DiVincenzo at NYK 03/25/2024
	8	Bojan Bogdanovic at UTA 01/03/2024		
3-PT FG Attempts	15	Bojan Bogdanovic at UTA 01/03/2024	20	Donte DiVincenzo at NYK 03/25/2024
3-PT FG Percentage	1.000	Jaden Ivey (7-7) at POR 02/08/2024	1.000	Karl-Anthony Towns (5-5) vs. MIN 01/17/2024
			1.000	Marcus Morris Sr. (5-5) at PHI 12/15/2023
Free Throws	11	Cade Cunningham vs. DEN 11/20/2023	18	Jerami Grant at POR 02/08/2024
	11	Alec Burks at CHA 10/27/2023		
Free Throw Attempts	12	Malachi Flynn at ATL 04/03/2024	22	Giannis Antetokounmpo vs. MIL 01/20/2024
	12	Jaden Ivey vs. TOR 12/30/2023		
	12	Cade Cunningham vs. PHI 12/13/2023		
	12	Alec Burks at CHA 10/27/2023		
Free Throw Percentage	1.000	Cade Cunningham (11-11) vs. DEN 11/20/2023	1.000	Damian Lillard (16-16) vs. MIL 01/20/2024
Offensive Rebounds	9	Jalen Duren vs. TOR 03/13/2024	8	Trey Jemison at MEM 04/05/2024
	9	Jalen Duren vs. OKC 01/28/2024	8	Jimmy Butler at MIA 10/25/2023
Defensive Rebounds	17	Jalen Duren at WAS 01/15/2024	14	Clint Capela at ATL 04/03/2024
			14	Giannis Antetokounmpo vs. MIL 01/22/2024
Total Rebounds	23	Jalen Duren vs. TOR 03/13/2024	17	Bam Adebayo vs. MIA 03/17/2024
			17	Evan Mobley vs. CLE 03/01/2024
Assists	13	Cade Cunningham at UTA 01/03/2024	17	Giannis Antetokounmpo vs. MIL 01/22/2024
			16	Nikola Jokic at DEN 01/07/2024
Steals	5	Chimezie Metu at ATL 04/03/2024	5	Tyrese Haliburton vs. IND 12/11/2023
	5	Ausar Thompson vs. CLE 03/01/2024	5	Alex Caruso at CHI 02/27/2024
			5	Matisse Thybulle at POR 02/08/2024
			5	Jayson Tatum at BOS 12/28/2023
Blocks	5	Isaiah Stewart vs. MIL 01/22/2024	5	Deandre Ayton vs. POR 11/01/2023
	5	Jalen Duren vs. WAS 11/27/2023	6	Anthony Davis at LAL 02/13/2024
	5	Ausar Thompson at MIA 10/25/2023	6	Walker Kessler at UTA 01/03/2024
Minutes	48:05	Jaden Ivey at POR 02/08/2024	45:00	Jerami Grant at POR 02/08/2024
Points in Paint	24	Cade Cunningham vs. PHX 11/05/2023	30	Domantas Sabonis vs. SAC 01/09/2024
Second Chance Points	12	Jalen Duren at POR 02/08/2024	14	Myles Turner at IND 11/24/2023
Fast Break Points	12	Bojan Bogdanovic vs. BKN 12/26/2023	13	Keegan Murray vs. SAC 01/09/2024

2023-24 DETROIT PISTONS/OPPONENTS TEAM SINGLE GAME HIGHS/LOWS

PISTONS HIGHS	PISTONS LOWS	CATEGORY	OPPONENTS HIGHS	OPPONENTS LOWS
148 at UTA 01/03/2024	90 at MEM 04/05/2024	Points	154 at UTA 01/03/2024	87 at WAS 03/29/2024
47 vs. SAC 01/09/2024	10 vs. NOP 03/24/2024	Points/1st Qtr.	43 at MIL 12/16/2023	16 vs. BKN 03/07/2024
46 vs. OKC 01/28/2024	16 (2) at MEM 04/05/2024	Points/2nd Qtr.	41 (2) vs. BKN 03/07/2024	17 at MIN 03/27/2024
70 (2) vs. OKC 01/28/2024	38 at MEM 04/05/2024	Points/1st Half	81 at MIL 12/16/2023	40 at WAS 03/29/2024
45 at IND 02/22/2024	16 at BOS 12/28/2023	Points/3rd Qtr.	47 at HOU 01/01/2024	19 vs. MIA 03/17/2024
41 at TOR 11/19/2023	15 vs. SAC 01/09/2024	Points/4th Qtr.	41 vs. TOR 12/30/2023	12 at WAS 03/29/2024
77 vs. TOR 12/30/2023	37 at WAS 03/29/2024	Points/2nd Half	83 vs. TOR 12/30/2023	40 at CHI 02/27/2024
		Field Goals	55 at TOR 11/19/2023	33 (2) vs. CLE 03/01/2024
56 at UTA 01/03/2024	31 at MIN 03/27/2024	Field Goal Attempts	103 at UTA 01/03/2024	72 at ORL 03/03/2024
108 at LAL 02/13/2024	75 at CHI 02/27/2024	Field Goal Percentage	.597 at ORL 03/03/2024	.375 at CHA 10/27/2023
.560 at SAC 02/07/2024	.371 vs. CLE 03/01/2024			
21 vs. MIL 01/20/2024	4 at PHI 12/15/2023	3-PT Field Goal	22 at BOS 03/18/2024	2 at CHI 02/27/2024
44 at GSW 01/05/2024	18 at IND 11/24/2023	3-PT FG Attempts	49 at BOS 03/18/2024	20 vs. POR 11/01/2023
.593 at POR 02/08/2024	.190 at PHI 12/15/2023	3-PT FG Percentage	.500 (4) vs. ORL 02/24/2024	.069 at CHI 02/27/2024
		Free Throws	36 at PHX 02/14/2024	6 at WAS 03/29/2024
35 vs. TOR 12/30/2023	2 at BKN 04/06/2024	Free Throw Attempts	49 vs. MIL 01/20/2024	8 at WAS 03/29/2024
40 vs. TOR 12/30/2023	4 at BKN 04/06/2024	Free Throw Percentage	.962 at LAC 02/10/2024	.611 vs. IND 03/20/2024
1.000 (3) at LAC 02/10/2024	.500 (2) at BKN 04/06/2024			
20 vs. DAL 03/09/2024	5 (3) at BKN 04/06/2024	Offensive Rebounds	17 vs. GSW 11/06/2023	0 at LAC 02/10/2024
47 vs. TOR 03/13/2024	23 (3) at BKN 04/06/2024	Defensive Rebounds	45 at PHX 02/14/2024	20 vs. CHI 10/28/2023
58 vs. TOR 03/13/2024	28 (2) at BKN 04/06/2024	Total Rebounds	54 (2) at PHX 02/14/2024	28 vs. BKN 03/07/2024
		Assists	44 at TOR 11/19/2023	16 vs. CHI 10/28/2023
36 vs. ATL 11/14/2023	15 at MIN 03/27/2024	Steals	17 at PHI 12/15/2023	2 at WAS 03/29/2024
14 (2) at ATL 04/03/2024	2 (3) at SAC 02/07/2024	Team Fouls	26 vs. TOR 12/30/2023	7 vs. MEM 12/06/2023
30 (2) at PHX 02/14/2024	10 at WAS 01/15/2024	Personal Fouls	27 (2) at POR 02/08/2024	9 (3) at BOS 03/18/2024
32 at PHX 02/14/2024	11 vs. OKC 01/28/2024	Turnovers	23 at PHX 02/14/2024	4 at SAC 02/07/2024
23 at CHA 10/27/2023	7 at BKN 04/06/2024	Blocks	11 (2) at PHX 02/14/2024	1 (2) at HOU 01/01/2024
13 at MIA 10/25/2023	0 (2) vs. CHA 01/24/2024			
70 vs. ATL 11/14/2023	32 (2) at PHI 04/09/2024	Points in Paint	82 vs. SAC 01/09/2024	28 vs. CLE 03/01/2024
31 at BOS 12/28/2023	2 (2) at BKN 04/06/2024	Second Chance Points	33 at PHI 04/09/2024	0 at LAC 02/10/2024
28 at LAC 02/10/2024	6 (3) vs. WAS 01/27/2024	Fast Break Points	32 at PHI 12/15/2023	2 (2) at CHI 02/27/2024
21 at BOS 12/28/2023	0 (7) at NYK 03/25/2024	Biggest Lead	41 at PHI 12/15/2023	1 at WAS 03/29/2024
85 vs. MIL 01/20/2024	16 vs. CLE 03/01/2024	Bench Points	70 vs. SAS 01/10/2024	10 vs. PHI 11/10/2023
28 (3) at ORL 03/03/2024	3 (2) vs. HOU 01/12/2024	Points Off Turnovers	35 vs. DAL 03/09/2024	9 (2) vs. CHA 03/11/2024





2023-24 GAME-BY-GAME STATISTICS AND RESULTS

DATE	OPPONENT	H-R	W-L	SCORE DET-OPP	HOME RECORD	ROAD RECORD	TOTAL RECORD	PISTONS HI SCORER	PT	PISTONS HI REBR	RB	PISTONS HI ASSISTS	AST	OPPONENT HI SCORER	PT	ATTEND
10/25	at Heat	R	L	102-103	0-0	0-1	0-1	C. Cunningham	30	I. Stewart/J. Duren	14	C. Cunningham	9	B. Adebayo	22	19,695
10/27	at Hornets	R	W	111-99	0-0	1-1	1-1	A. Burks	24	J. Duren	17	A. Thompson/C. Cunningham	6	T. Rozier/L. Ball	20	15,855
10/28	Bulls	H	W	118-102	1-0	1-1	2-1	C. Cunningham	25	J. Duren	15	C. Cunningham	10	Z. LaVine	51	20,062
10/30	at Thunder	R	L	112-124	1-0	1-2	2-2	J. Ivey	20	A. Thompson	10	K. Hayes/A. Burks	7	S. Gilgeous-Alexander	32	16,127
11/01	Trail Blazers	H	L	101-110	1-1	1-2	2-3	C. Cunningham	30	A. Thompson	7	M. Sasser	6	S. Sharpe	29	16,912
11/02	at Pelicans	R	L	116-125	1-1	1-3	2-4	C. Cunningham	22	M. Bagley III	9	C. Cunningham	11	C. McCollum	33	15,884
11/05	Suns	H	L	106-120	1-2	1-3	2-5	C. Cunningham	26	J. Duren	11	C. Cunningham	6	K. Durant	41	20,062
11/06	Warriors	H	L	109-120	1-3	1-3	2-6	K. Hayes/C. Cunningham	21	I. Stewart	11	K. Hayes	7	S. Curry	34	20,062
11/08	at Bucks	R	L	118-120	1-3	1-4	2-7	C. Cunningham	33	A. Thompson	15	C. Cunningham	8	D. Lillard	34	17,341
11/10	76ers	H	L	106-114	1-4	1-4	2-8	K. Hayes	23	A. Thompson	13	C. Cunningham	7	J. Embiid	33	18,902
11/12	at Bulls	R	L	108-119	1-4	1-5	2-9	K. Knox II	18	A. Thompson	16	M. Sasser	6	D. DeRozan	29	19,088
11/14	Hawks	H	L	120-126	1-5	1-5	2-10	M. Bagley III	22	M. Bagley III	11	C. Cunningham	12	D. Murray	32	16,963
11/17	at Cavaliers	R	L	100-108	1-5	1-6	2-11	C. Cunningham	20	K. Knox II/A. Thompson/I. Stewart	10	C. Cunningham	8	D. Garland	28	19,432
11/19	at Raptors	R	L	113-142	1-5	1-7	2-12	S. Umude	19	A. Thompson	10	M. Sasser	6	P. Siakam	23	19,182
11/20	Nuggets	H	L	103-107	1-6	1-7	2-13	C. Cunningham	27	I. Stewart	11	C. Cunningham	9	R. Jackson	21	19,403
11/24	at Pacers	R	L	113-136	1-6	1-8	2-14	C. Cunningham	31	J. Duren	13	C. Cunningham	7	T. Haliburton	26	17,274
11/27	Wizards	H	L	107-126	1-7	1-8	2-15	C. Cunningham	26	J. Duren	14	C. Cunningham/J. Ivey	7	K. Kuzma	32	14,346
11/29	Lakers	H	L	107-133	1-8	1-8	2-16	C. Cunningham	15	J. Duren	7	K. Hayes/M. Sasser	8	D. Russell	35	20,062
11/30	at Knicks	R	L	112-118	1-8	1-9	2-17	C. Cunningham	31	J. Duren	12	C. Cunningham	8	J. Brunson	42	19,812
12/02	Cavaliers	H	L	101-110	1-9	1-9	2-18	C. Cunningham	23	J. Duren	11	C. Cunningham	11	D. Garland/M. Strus	22	18,924
12/06	Grizzlies	H	L	102-116	1-10	1-9	2-19	B. Bogdanovic	22	J. Duren	11	C. Cunningham	10	D. Bane	49	12,862
12/08	at Magic	R	L	91-123	1-10	1-10	2-20	C. Cunningham	21	K. Hayes	7	C. Cunningham	6	F. Wagner	27	18,655
12/11	Pacers	H	L	123-131	1-11	1-10	2-21	C. Cunningham	23	I. Stewart	7	K. Hayes/C. Cunningham	7	B. Mathurin	30	14,988
12/13	76ers	H	L	111-129	1-12	1-10	2-22	B. Bogdanovic	33	A. Thompson	8	C. Cunningham	7	J. Embiid	41	16,749
12/15	at 76ers	R	L	92-124	1-12	1-11	2-23	J. Wiseman	20	J. Wiseman	13	M. Sasser/J. Ivey	4	J. Embiid	35	19,761
12/16	at Bucks	R	L	114-146	1-12	1-12	2-24	C. Cunningham	25	M. Bagley III	7	C. Cunningham	6	D. Lillard	33	17,666
12/18	at Hawks	R	L	124-130	1-12	1-13	2-25	C. Cunningham	43	A. Thompson/J. Ivey	8	C. Cunningham	7	T. Young	31	17,664
12/21	Jazz	H	L	111-119	1-13	1-13	2-26	C. Cunningham	28	I. Stewart	10	C. Cunningham	10	K. Olynyk	27	18,122
12/23	at Nets	R	L	115-126	1-13	1-14	2-27	J. Ivey	23	B. Bogdanovic	8	J. Ivey	7	M. Bridges	29	17,732
12/26	Nets	H	L	112-118	1-14	1-14	2-28	C. Cunningham	41	J. Duren	15	C. Cunningham	5	C. Johnson	24	19,811
12/28	at Celtics	R	L	122-128	1-14	1-15	2-29	C. Cunningham	31	J. Duren	14	C. Cunningham	9	K. Porzingis	35	19,156
12/30	Raptors	H	W	129-127	2-14	1-15	3-29	C. Cunningham	30	J. Duren	17	C. Cunningham	12	P. Siakam	35	18,411
01/01	at Rockets	R	L	113-136	2-14	1-16	3-30	A. Burks	21	J. Duren	14	C. Cunningham	10	A. Sengun	26	18,055
01/03	at Jazz	R	L	148-154	2-14	1-17	3-31	B. Bogdanovic	36	J. Duren	10	C. Cunningham	13	J. Clarkson	36	18,206
01/05	at Warriors	R	L	109-113	2-14	1-18	3-32	C. Cunningham	30	J. Duren	12	K. Hayes	5	S. Curry	26	18,064
01/07	at Nuggets	R	L	114-131	2-14	1-19	3-33	J. Duren	20	A. Thompson/I. Livers/J. Duren	5	K. Hayes/J. Ivey	6	J. Murray	37	19,623
01/09	Kings	H	L	110-131	2-15	1-19	3-34	B. Bogdanovic	26	J. Duren	10	K. Hayes	7	D. Sabonis	37	13,992
01/10	Spurs	H	L	108-130	2-16	1-19	3-35	J. Duren	21	J. Duren	12	K. Hayes	12	K. Johnson	17	17,833
01/12	Rockets	H	L	110-112	2-17	1-19	3-36	K. Knox II/A. Burks	19	A. Thompson/J. Duren	8	K. Hayes/J. Ivey	8	A. Sengun	29	13,987
01/15	at Wizards	R	W	129-117	2-17	2-19	4-36	A. Burks	34	J. Duren	19	K. Hayes/J. Ivey	6	T. Jones	22	15,156
01/17	Timberwolves	H	L	117-124	2-18	2-19	4-37	J. Ivey	32	J. Duren	11	K. Hayes	8	K. Towns/A. Edwards	27	16,022
01/20	Bucks	H	L	135-141	2-19	2-19	4-38	A. Burks	33	A. Thompson/J. Duren	9	A. Burks/J. Ivey	6	D. Lillard	45	19,996
01/22	Bucks	H	L	113-122	2-20	2-19	4-39	M. Sasser	23	J. Duren	12	J. Ivey	6	G. Antetokounmpo	31	17,201
01/24	Hornets	H	W	113-106	3-20	2-19	5-39	B. Bogdanovic	34	J. Duren/I. Stewart	8	K. Hayes	8	B. Miller	23	15,020
01/27	Wizards	H	L	104-118	3-21	2-19	5-40	B. Bogdanovic	30	J. Duren	18	C. Cunningham	12	K. Kuzma	30	16,922
01/28	Thunder	H	W	120-104	4-21	2-19	6-40	J. Duren	22	J. Duren	21	J. Duren/J. Ivey	6	S. Gilgeous-Alexander	31	16,861
01/31	at Cavaliers	R	L	121-128	4-21	2-20	6-41	D. Gallinari	20	J. Duren	9	C. Cunningham	12	D. Mitchell	45	19,432
02/02	Clippers	H	L	125-136	4-22	2-20	6-42	J. Ivey	28	J. Duren	13	C. Cunningham	11	K. Leonard	33	19,122
02/04	Magic	H	L	99-111	4-23	2-20	6-43	J. Ivey/C. Cunningham	18	A. Thompson	7	C. Cunningham	7	F. Wagner	38	17,982
02/07	at Kings	R	W	133-120	4-23	3-20	7-43	J. Ivey	37	J. Duren	15	K. Hayes	9	D. Sabonis	30	17,832
02/08	at Trail Blazers	R	W	128-122	4-23	4-20	8-43	J. Duren	27	J. Duren	22	M. Sasser	11	J. Grant	49	18,125
02/10	at Clippers	R	L	106-112	4-23	4-21	8-44	J. Ivey	23	J. Duren	18	C. Cunningham	10	P. George	33	19,370
02/13	at Lakers	R	L	111-125	4-23	4-22	8-45	A. Thompson	19	J. Wiseman	9	C. Cunningham	7	L. James	25	18,997
02/14	at Suns	R	L	100-116	4-23	4-23	8-46	S. Fontecchio	18	S. Milton/J. Duren	9	C. Cunningham	8	K. Durant	25	17,071
02/22	at Pacers	R	L	115-129	4-23	4-24	8-47	C. Cunningham	30	J. Duren	13	C. Cunningham	8	T. Haliburton	25	16,506
02/24	Magic	H	L	109-112	4-24	4-24	8-48	C. Cunningham	26	J. Duren	11	J. Ivey	7	P. Bancharo	15	19,388
02/26	at Knicks	R	L	111-113	4-24	4-25	8-49	C. Cunningham	32	J. Duren	16	C. Cunningham	8	J. Brunson	35	19,303
02/27	at Bulls	R	W	105-95	4-24	5-25	9-49	C. Cunningham	26	J. Duren	10	C. Cunningham/J. Ivey/J. Duren	5	N. Vučević/D. DeRozan	25	21,089
03/01	Cavaliers	H	L	100-110	4-25	5-25	9-50	C. Cunningham	21	J. Duren	10	C. Cunningham	10	D. Garland	29	19,299
03/03	at Magic	R	L	91-113	4-25	5-26	9-51	E. Fournier	17	A. Thompson	6	C. Cunningham	7	P. Bancharo	29	19,459
03/05	at Heat	R	L	110-118	4-25	5-27	9-52	C. Cunningham	23	J. Duren	10	C. Cunningham	8	J. Butler	26	19,724
03/07	Nets	H	W	118-112	5-25	5-27	10-52	J. Ivey	34	J. Duren	14	C. Cunningham	11	D. Schroder	31	19,011
03/09	Mavericks	H	L	124-142	5-26	5-27	10-53	C. Cunningham	33	J. Wiseman	12	C. Cunningham	10	L. Dončić	39	20,062
03/11	Hornets	H	W	114-97	6-26	5-27	11-53	C. Cunningham	22	J. Duren	10	C. Cunningham	8	M. Bridges	24	18,003
03/13	Raptors	H	W	113-104	7-26	5-27	12-53	J. Duren	24	J. Duren	23	J. Ivey	7	I. Quickley	25	19,313
03/15	Heat	H	L	95-108	7-27	5-27	12-54	S. Fontecchio	24	J. Duren	17	C. Cunningham/J. Ivey	9	B. Adebayo	22	19,894
03/17	Heat	H	L	101-104	7-28	5-27	12-55	E. Fournier	18	J. Duren	10	C. Cunningham	9	D. Robinson	30	20,004
03/18	at Celtics	R	L	94-119	7-28	5-28	12-56	J. Ivey	21	J. Duren	9	M. Sasser	6	J. Brown	31	19,156
03/20	Pacers	H	L	103-122	7-29	5-28	12-57	C. Cunningham	23	J. Duren	12	C. Cunningham	10	P. Siakam	25	19,897
03/22	Celtics	H	L	102-129	7-30	5-28	12-58	J. Wiseman	24	J. Wiseman	9	M. Sasser	7	J. Brown	33	19,994
03/24	Pelicans	H	L	101-114	7-31	5-28	12-59	C. Metu/M. Flynn	17	J. Wiseman	11	J. Ivey/M. Flynn	4	Z. Williamson	36	19,922
03/25	at Knicks	R	L	99-124	7-31	5-29	12-60	M. Sasser	24	J. Wiseman	11	M. Sasser	6	D. DiVincenzo	40	19,812
03/27	at Timberwolves	R	L	91-106	7-31	5-30	12-61	C. Cunningham	32	J. Duren	11	M. Sasser	5	N. Reid	21	18,024
03/29	at Wizards	R	W	96-87	7-31	6-30	13-61	C. Cunningham	33	J. Duren	17	C. Cunningham	7	C. Kispert	23	15,023
04/01	Grizzlies	H	L	108-110	7-32	6-30	13-62	C. Cunningham	36	J. Wiseman	10	C. Cunningham	8	J. Jackson Jr.	40	19,999
04/03	at Hawks	R	L	113-121	7-32	6-31	13-63	M. Flynn	50	T. Ebuomwan/M. Flynn	6	M. Flynn	5	J. Johnson	28	17,899
04/05	at Grizzlies	R	L	90-108	7-32	6-32	13-64	J. Ivey	31	J. Duren	10	M. Flynn	6	M. Pereira/T. Jemison	17	16,745
04/06	at Nets	R	L	103-113	7-32	6-33	13-65	C. Metu	20	C. Metu	7	J. Ivey	10	C. Thomas	32	17,732
04/09	at 76ers	R	L	102-120	7-32	6-34	13-66	J. Ivey	25	J. Duren/C. Metu	11	M. Sasser	5	J. Embiid	37	19,796





QUARTER-BY-QUARTER SCORING BREAKDOWN

			PISTONS										OPPONENTS											
DATE	OPPONENT	OVERALL REC	W/L	1ST	2ND	1ST HALF	3RD	4TH	2ND HALF	1ST OT	BIGGEST LEAD	TOTAL	1ST	2ND	1ST HALF	3RD	4TH	2ND HALF	1ST OT	BIGGEST LEAD	TOTAL	POINT DIFF.		
10/25	at Miami	0-1	L	29	18	47	28	27	55	--	7	102	26	32	58	25	20	45	--	19	103	-1		
10/27	at Charlotte	1-1	W	32	22	54	29	28	57	--	15	111	21	26	47	28	24	52	--	2	99	12		
10/28	Chicago	2-1	W	29	28	57	27	34	61	--	19	118	26	18	44	33	25	58	--	4	102	16		
10/30	at Oklahoma City	2-2	L	21	26	47	32	33	65	--	1	112	33	26	59	32	33	65	--	21	124	-12		
11/1	Portland	2-3	L	32	27	59	25	17	42	--	18	101	26	21	47	36	27	63	--	9	110	-9		
11/2	at New Orleans	2-4	L	29	20	49	34	33	67	--	2	116	35	37	72	22	31	53	--	25	125	-9		
11/5	Phoenix	2-5	L	27	22	49	31	26	57	--	3	106	28	30	58	34	28	62	--	21	120	-14		
11/6	Golden State	2-6	L	26	22	48	34	27	61	--	7	109	31	25	56	27	37	64	--	13	120	-11		
11/8	at Milwaukee	2-7	L	23	29	52	43	23	66	--	10	118	24	38	62	28	30	58	--	15	120	-2		
11/10	Philadelphia	2-8	L	33	23	56	21	29	50	--	16	106	21	27	48	35	31	66	--	17	114	-8		
11/12	at Chicago	2-9	L	31	19	50	31	27	58	--	11	108	22	33	55	29	35	64	--	11	119	-11		
11/14	Atlanta	2-10	L	29	31	60	31	29	60	--	5	120	38	26	64	33	29	62	--	12	126	-6		
11/17	at Cleveland	2-11	L	26	19	45	28	27	55	--	6	100	35	24	59	21	28	49	--	16	108	-8		
11/19	at Toronto	2-12	L	20	25	45	27	41	68	--	0	113	32	37	69	35	38	73	--	40	142	-29		
11/20	Denver	2-13	L	23	32	55	24	24	48	--	8	103	27	29	56	25	26	51	--	8	107	-4		
11/24	at Indiana	2-14	L	26	37	63	33	17	50	--	6	113	33	28	61	36	39	75	--	23	136	-23		
11/27	Washington	2-15	L	27	27	54	29	24	53	--	8	107	31	26	57	37	32	69	--	21	126	-19		
11/29	LA Lakers	2-16	L	24	24	48	28	31	59	--	5	107	38	27	65	36	32	68	--	33	133	-26		
11/30	at New York	2-17	L	17	37	54	33	25	58	--	2	112	31	23	54	31	33	64	--	16	118	-6		
12/2	Cleveland	2-18	L	30	18	48	34	19	53	--	8	101	25	29	54	31	25	56	--	12	110	-9		
12/6	Memphis	2-19	L	29	27	56	28	18	46	--	8	102	31	21	52	30	34	64	--	14	116	-14		
12/8	at Orlando	2-20	L	23	21	44	24	23	47	--	6	91	28	30	58	35	30	65	--	34	123	-32		
12/11	Indiana	2-21	L	36	25	61	32	30	62	--	4	123	33	33	66	32	33	65	--	15	131	-8		
12/13	Philadelphia	2-22	L	26	30	56	24	31	55	--	2	111	39	31	70	34	25	59	--	30	129	-18		
12/15	at Philadelphia	2-23	L	22	17	39	23	30	53	--	0	92	26	35	61	33	30	63	--	41	124	-32		
12/16	at Milwaukee	2-24	L	20	36	56	27	31	58	--	0	114	43	38	81	33	32	65	--	34	146	-32		
12/18	at Atlanta	2-25	L	25	27	52	32	40	72	--	0	124	38	23	61	35	34	69	--	16	130	-6		
12/21	Utah	2-26	L	32	26	58	30	23	53	--	8	111	34	30	64	26	29	55	--	13	119	-8		
12/23	at Brooklyn	2-27	L	21	35	56	26	33	59	--	6	115	32	33	65	33	28	61	--	21	126	-11		
12/26	Brooklyn	2-28	L	31	23	54	31	27	58	--	14	112	25	36	61	27	30	57	--	11	118	-6		
12/28	at Boston	2-29	L	30	36	66	16	26	42	14	21	122	27	20	47	35	26	61	20	8	128	-6		
12/30	Toronto	3-29	W	25	27	52	38	39	77	--	11	129	24	20	44	42	41	83	--	5	127	2		
1/1	at Houston	3-30	L	29	26	55	25	33	58	--	2	113	31	28	59	47	30	77	--	33	136	-23		
1/3	at Utah	3-31	L	33	35	68	41	29	70	10	10	148	26	40	66	38	34	72	16	7	154	-6		
1/5	at Golden State	3-32	L	20	26	46	29	34	63	--	3	109	22	28	50	29	34	63	--	11	113	-4		
1/7	at Denver	3-33	L	29	28	57	28	29	57	--	4	114	31	34	65	43	23	66	--	24	131	-17		
1/9	Sacramento	3-34	L	47	18	65	30	15	45	--	20	110	29	39	68	30	33	63	--	21	131	-21		
1/10	San Antonio	3-35	L	19	32	51	26	31	57	--	2	108	31	32	63	32	35	67	--	25	130	-22		
1/12	Houston	3-36	L	30	25	55	36	19	55	--	12	110	23	32	55	33	24	57	--	6	112	-2		
1/15	at Washington	4-36	W	29	34	63	31	35	66	--	15	129	22	40	62	25	30	55	--	7	117	12		
1/17	Minnesota	4-37	L	40	22	62	28	27	55	--	3	117	39	31	70	28	26	54	--	17	124	-7		
1/20	Milwaukee	4-38	L	38	29	67	31	37	68	--	9	135	34	36	70	33	38	71	--	11	141	-6		
1/22	Milwaukee	4-39	L	30	26	56	29	28	57	--	8	113	30	28	58	31	33	64	--	11	122	-9		
1/24	Charlotte	5-39	W	28	24	52	37	24	61	--	8	113	31	21	52	40	14	54	--	6	106	7		
1/27	Washington	5-40	L	33	30	63	22	19	41	--	12	104	36	25	61	26	31	57	--	15	118	-14		
1/28	Oklahoma City	6-40	W	24	46	70	30	20	50	--	19	120	31	30	61	25	18	43	--	10	104	16		
1/31	at Cleveland	6-41	L	23	34	57	34	30	64	--	5	121	30	34	64	32	32	64	--	9	128	-7		
2/2	LA Clippers	6-42	L	33	26	59	31	35	66	--	14	125	27	38	65	36	35	71	--	20	136	-11		
2/4	Orlando	6-43	L	29	18	47	28	24	52	--	9	99	24	26	50	28	33	61	--	12	111	-12		
2/7	at Sacramento	7-43	W	31	39	70	27	36	63	--	15	133	36	27	63	36	21	57	--	9	120	13		
2/8	at Portland	8-43	W	25	31	56	28	36	64	8	6	128	30	41	71	26	23	49	2	23	122	6		
2/10	at LA Clippers	8-44	L	30	28	58	23	25	48	--	13	106	31	18	49	27	36	63	--	13	112	-6		
2/13	at LA Lakers	8-45	L	24	24	48	31	32	63	--	1	111	34	37	71	28	26	54	--	24	125	-14		
2/14	at Phoenix	8-46	L	25	16	41	28	31	59	--	2	100	37	33	70	29	17	46	--	35	116	-16		
2/22	at Indiana	8-47	L	25	18	43	45	27	72	--	1	115	42	30	72	30	27	57	--	31	129	-14		
2/24	Orlando	8-48	L	30	25	55	30	24	54	--	4	109	32	33	65	25	22	47	--	11	112	-3		
2/26	at New York	8-49	L	27	31	58	26	27	53	--	7	111	29	33	62	30	21	51	--	13	113	-2		
2/27	at Chicago	9-49	W	22	28	50	29	26	55	--	11	105	29	26	55	22	18	40	--	13	95	10		
3/1	Cleveland	9-50	L	24	24	48	22	30	52	--	0	100	32	31	63	28	19	47	--	26	110	-10		
3/3	at Orlando	9-51	L	27	23	50	21	20	41	--	2	91	31	28	59	30	24	54	--	27	113	-22		
3/5	at Miami	9-52	L	26	34	60</																		



GAME-BY-GAME STATISTICS AND RESULTS

DATE	GAME	W/L	FG	FGA	PCT	3FG	3FGA	PCT	FT	FTA	PCT	OR	DR	REB	AST	PF	ST	TO	BS	PTS
10/25	Pistons at Heat	L	41	92	0.446	11	32	0.344	9	15	0.600	17	39	56	28	23	3	17	13	102
19,695			37	92	0.402	8	22	0.364	21	26	0.808	16	32	48	22	18	11	7	3	103
10/27	Pistons at Hornets	W	40	88	0.455	10	30	0.333	21	25	0.840	12	41	53	28	29	7	24	6	111
15,855			33	88	0.375	7	28	0.250	26	34	0.765	11	30	41	20	23	13	18	7	99
10/28	Pistons vs. Bulls	W	45	86	0.523	12	28	0.429	16	20	0.800	15	38	53	29	18	4	17	4	118
20,062			39	93	0.419	11	28	0.393	13	16	0.813	13	20	33	16	20	10	8	5	102
10/30	Pistons at Thunder	L	39	91	0.429	15	28	0.536	19	24	0.792	13	28	41	31	25	6	17	5	112
16,127			44	83	0.530	13	29	0.448	23	28	0.821	6	38	44	21	19	9	15	10	124
11/1	Pistons vs. Trail Blazers	L	40	90	0.444	11	29	0.379	10	11	0.909	6	32	38	24	31	12	18	4	101
16,912			38	81	0.469	7	20	0.350	27	33	0.818	7	37	44	23	15	10	17	7	110
11/2	Pistons at Pelicans	L	41	94	0.436	13	38	0.342	21	26	0.808	19	29	48	30	31	4	16	5	116
15,884			39	80	0.488	14	32	0.438	33	35	0.943	7	29	36	27	18	5	12	7	125
11/5	Pistons vs. Suns	L	43	87	0.494	8	23	0.348	12	14	0.857	10	23	33	25	23	7	16	6	106
20,062			43	86	0.500	8	21	0.381	26	29	0.897	14	29	43	29	13	8	18	10	120
11/6	Pistons vs. Warriors	L	38	80	0.475	13	30	0.433	20	21	0.952	7	32	39	23	20	8	16	2	109
20,062			46	97	0.474	12	41	0.293	16	21	0.762	17	27	44	26	14	8	11	4	120
11/8	Pistons at Bucks	L	48	98	0.490	7	29	0.241	15	16	0.938	11	42	53	28	24	2	19	5	118
17,341			41	90	0.456	11	37	0.297	27	32	0.844	5	31	36	19	18	8	10	7	120
11/10	Pistons vs. 76ers	L	40	86	0.465	8	28	0.286	18	22	0.818	11	37	48	28	26	3	17	5	106
18,902			35	83	0.422	9	28	0.321	35	41	0.854	11	35	46	23	23	13	9	5	114
11/12	Pistons at Bulls	L	38	88	0.432	11	32	0.344	21	26	0.808	16	33	49	26	19	4	16	6	108
19,088			44	91	0.484	11	30	0.367	20	25	0.800	11	29	40	22	21	12	7	6	119
11/14	Pistons vs. Hawks	L	47	90	0.522	10	29	0.345	16	23	0.696	14	28	42	36	20	9	17	6	120
16,963			45	87	0.517	12	33	0.364	24	26	0.923	10	31	41	28	19	9	14	7	126
11/17	Pistons at Cavaliers	L	39	91	0.429	9	35	0.257	13	15	0.867	18	33	51	20	19	8	17	6	100
19,432			42	82	0.512	9	21	0.429	15	21	0.714	7	32	39	21	9	9	12	6	108
11/19	Pistons at Raptors	L	39	83	0.470	9	26	0.346	26	35	0.743	7	34	41	25	23	3	17	3	113
19,182			55	102	0.539	14	36	0.389	18	29	0.621	12	35	47	44	23	10	8	5	142
11/20	Pistons vs. Nuggets	L	36	81	0.444	7	21	0.333	24	26	0.923	11	32	43	21	24	7	18	5	103
19,403			40	87	0.460	11	28	0.393	16	21	0.762	11	32	43	30	17	7	14	8	107
11/24	Pistons at Pacers	L	43	90	0.478	7	18	0.389	20	24	0.833	14	29	43	22	18	6	14	11	113
17,274			49	102	0.480	16	38	0.421	22	24	0.917	15	25	40	24	21	7	9	8	136
11/27	Pistons vs. Wizards	L	43	102	0.422	8	38	0.211	13	19	0.684	18	31	49	29	22	7	17	11	107
14,346			45	89	0.506	10	29	0.345	26	28	0.929	6	40	46	29	19	8	16	6	126
11/29	Pistons vs. Lakers	L	40	97	0.412	15	36	0.417	12	14	0.857	10	29	39	28	31	8	14	3	107
20,062			45	88	0.511	12	34	0.353	31	38	0.816	8	41	49	28	12	7	12	10	133
11/30	Pistons at Knicks	L	43	81	0.531	15	35	0.429	11	17	0.647	8	34	42	22	25	4	20	3	112
19,812			41	88	0.466	16	41	0.390	20	28	0.714	12	29	41	25	17	8	11	3	118
12/2	Pistons vs. Cavaliers	L	39	83	0.470	8	30	0.267	15	23	0.652	10	39	49	24	20	9	16	3	101
18,924			44	89	0.494	10	30	0.333	12	18	0.667	8	35	43	25	18	11	11	1	110
12/6	Pistons vs. Grizzlies	L	41	91	0.451	11	35	0.314	9	9	1.000	8	34	42	30	17	9	17	6	102
12,862			47	91	0.516	11	26	0.423	11	14	0.786	9	37	46	26	9	10	14	8	116
12/8	Pistons at Magic	L	34	81	0.420	6	30	0.200	17	24	0.708	8	30	38	17	17	3	16	2	91
18,655			49	89	0.551	10	26	0.385	15	19	0.789	6	39	45	26	20	5	10	4	123
12/11	Pistons vs. Pacers	L	45	81	0.556	10	29	0.345	23	30	0.767	6	24	30	26	18	11	15	4	123
14,988			52	92	0.565	13	31	0.419	14	19	0.737	11	32	43	33	20	8	18	5	131
12/13	Pistons vs. 76ers	L	39	88	0.443	10	33	0.303	23	30	0.767	6	29	35	24	22	6	10	3	111
16,749			45	87	0.517	11	30	0.367	28	34	0.824	10	43	53	28	20	6	11	4	129
12/15	Pistons at 76ers	L	35	81	0.432	4	21	0.190	18	23	0.783	7	35	42	19	25	3	21	7	92
19,761			41	98	0.418	14	37	0.378	28	31	0.903	16	38	54	24	23	17	12	8	124
12/16	Pistons at Bucks	L	43	96	0.448	6	28	0.214	22	26	0.846	10	26	36	25	23	10	8	4	114
17,666			50	88	0.568	19	42	0.452	27	32	0.844	8	41	49	24	24	5	15	8	146
12/18	Pistons at Hawks	L	48	94	0.511	9	22	0.409	19	27	0.704	12	24	36	23	26	7	13	3	124
17,664			46	85	0.541	16	36	0.444	22	27	0.815	11	29	40	25	24	6	18	10	130
12/21	Pistons vs. Jazz	L	43	86	0.500	9	31	0.290	16	19	0.842	12	29	41	24	19	6	21	9	111
18,122			43	94	0.457	11	30	0.367	22	24	0.917	15	29	44	26	18	15	13	7	119
12/23	Pistons at Nets	L	39	79	0.494	15	35	0.429	22	29	0.759	6	30	36	26	25	5	14	3	115
17,732			45	86	0.523	10	24	0.417	26	32	0.813	7	31	38	32	22	10	12	3	126
12/26	Pistons vs. Nets	L	40	90	0.444	9	25	0.360	23	32	0.719	16	36	52	20	27	6	14	4	112
19,811			41	82	0.500	9	22	0.409	27	43	0.628	7	35	42	22	22	6	9	7	118
12/28	Pistons at Celtics	L	48	101	0.475	14	43	0.326	12	19	0.632	19	38	57	27	21	7	19	4	122
19,156			48	99	0.485	11	39	0.282	21	25	0.840	11	32	43	25	15	10	12	4	128
12/30	Pistons vs. Raptors	W	41	82	0.500	12	28	0.429	35	40	0.875	6	35	41	29	22	4	12	4	129
18,411			46	91	0.505	12	24	0.500	23	28	0.821	6	27	33	26	27	9	8	5	127
1/1	Pistons at Rockets	L	40	83	0.482	13	29	0.448	20	27	0.741	10	27	37	27	21	3	18	4	113
18,055			51	91	0.560	15	35	0.429	19	24	0.792	6	33	39	34	19	11	10	1	136
1/3	Pistons at Jazz	L	56	105	0.533	19	41	0.463	17	22	0.773	16	32	48	33	27	5	17	3	148
18,206			53	103	0.515	16	32	0.500	32	35	0.914	15	28	43	28	22	11	12	8	154
1/5	Pistons at Warriors	L	44	98	0.449	13	44	0.295	8	10	0.800	10	30	40	25	23	8	11	9	109
18,064			38	82	0.463	16	38	0.421	21	25	0.840	7	38	45	24	18	3	19	5	113
1/7	Pistons at Nuggets	L	42	89	0.472	9	24	0.375	21	30	0.700	13	24	37	28	20	6	12	0	114
19,623			47	80	0.588	10	27	0.370	27	31	0.871	6	32	38	35	23	6	14	10	131
1/9	Pistons vs. Kings	L	40	85	0.471	14	37	0.378	16	21	0.762	13	27	40	27	19	12	21	2	110
13,992			54	94	0.574	13	33	0.394	10	14	0.714	10	34	44	39	21	8	18	6	131
1/10	Pistons vs. Spurs	L	44	96	0.458	10	32	0.313	10	13	0.769	9	34	43	33	19	4	10	3	108
17,833			49	94	0.521															



DATE	GAME	W/L	FG	FGA	PCT	3FG	3FGA	PCT	FT	FTA	PCT	OR	DR	REB	AST	PF	ST	TO	BS	PTS
1/22	Pistons	L	40	89	0.449	10	30	0.333	23	29	0.793	6	36	42	25	25	4	10	9	113
17,201	vs. Bucks		42	94	0.447	10	39	0.256	28	34	0.824	10	39	49	26	22	7	9	8	122
1/24	Pistons	W	43	86	0.500	15	38	0.395	12	20	0.600	5	39	44	26	17	4	11	0	113
15,020	vs. Hornets		38	87	0.437	15	38	0.395	15	19	0.789	9	39	48	27	22	5	11	5	106
1/27	Pistons	L	37	85	0.435	9	32	0.281	21	27	0.778	11	34	45	22	20	2	17	8	104
16,922	vs. Wizards		45	100	0.450	11	34	0.324	17	21	0.810	16	34	50	26	19	10	10	4	118
1/28	Pistons	W	47	95	0.495	11	26	0.423	15	19	0.789	15	38	53	27	11	6	9	2	120
16,861	vs. Thunder		44	92	0.478	8	28	0.286	8	12	0.667	11	32	43	17	18	7	10	5	104
1/31	Pistons	L	45	81	0.556	16	31	0.516	15	19	0.789	7	28	35	27	17	8	19	3	121
19,432	at Cavaliers		47	89	0.528	12	35	0.343	22	23	0.957	10	23	33	26	15	13	9	5	128
2/2	Pistons	L	45	89	0.506	17	40	0.425	18	24	0.750	13	25	38	28	18	5	17	3	125
19,122	vs. Clippers		53	89	0.596	14	29	0.483	16	19	0.842	7	29	36	31	21	12	11	5	136
2/4	Pistons	L	36	80	0.450	8	31	0.258	19	22	0.864	9	27	36	22	18	6	15	5	99
17,982	vs. Magic		45	84	0.536	10	24	0.417	11	15	0.733	7	30	37	22	18	7	10	3	111
2/7	Pistons	W	47	84	0.560	17	31	0.548	22	22	1.000	6	42	48	32	21	2	13	2	133
17,832	at Kings		45	95	0.474	15	44	0.341	15	22	0.682	5	28	33	31	20	7	4	6	120
2/8	Pistons	W	45	93	0.484	16	27	0.593	22	31	0.710	16	29	45	26	23	3	17	7	128
18,125	at Trail Blazers		41	89	0.461	11	30	0.367	29	33	0.879	11	27	38	29	27	9	17	7	122
2/10	Pistons	L	45	102	0.441	9	30	0.300	7	7	1.000	14	43	57	27	19	7	14	2	106
19,370	at Clippers		37	82	0.451	13	39	0.333	25	26	0.962	0	35	35	20	13	9	11	6	112
2/13	Pistons	L	45	108	0.417	8	28	0.286	13	17	0.765	17	33	50	30	24	8	10	2	111
18,997	at Lakers		43	84	0.512	14	35	0.400	25	30	0.833	7	40	47	32	14	6	16	11	125
2/14	Pistons	L	38	99	0.384	10	37	0.270	14	22	0.636	16	32	48	26	32	14	19	5	100
17,071	at Suns		35	77	0.455	10	31	0.323	36	44	0.818	9	45	54	28	20	15	24	11	116
2/22	Pistons	L	47	89	0.528	12	30	0.400	9	18	0.500	6	35	41	27	21	6	15	4	115
16,506	at Pacers		50	94	0.532	13	30	0.433	16	19	0.842	7	35	42	36	15	10	14	5	129
2/24	Pistons	L	43	85	0.506	14	31	0.452	9	13	0.692	7	29	36	29	21	7	12	7	109
19,388	vs. Magic		43	87	0.494	12	24	0.500	14	21	0.667	13	33	46	25	15	9	13	9	112
2/26	Pistons	L	38	79	0.481	14	30	0.467	21	26	0.808	10	32	42	25	15	9	17	6	111
19,303	at Knicks		41	92	0.446	15	39	0.385	16	21	0.762	15	29	44	31	16	9	14	4	113
2/27	Pistons	W	37	75	0.493	14	37	0.378	17	23	0.739	8	39	47	22	19	3	20	8	105
21,089	at Bulls		39	98	0.398	2	29	0.069	15	18	0.833	15	24	39	22	18	11	6	3	95
3/1	Pistons	L	33	89	0.371	10	36	0.278	24	28	0.857	9	33	42	24	23	10	9	7	100
19,299	vs. Cavaliers		33	83	0.398	18	41	0.439	26	30	0.867	12	41	53	25	20	7	16	6	110
3/3	Pistons	L	33	86	0.384	8	36	0.222	17	20	0.850	5	23	28	25	19	11	12	2	91
19,459	at Magic		43	72	0.597	7	23	0.304	20	25	0.800	7	41	48	24	16	7	22	6	113
3/5	Pistons	L	39	89	0.438	12	42	0.286	20	22	0.909	10	32	42	26	16	5	11	3	110
19,724	at Heat		42	85	0.494	14	31	0.452	20	23	0.870	8	34	42	27	14	7	9	5	118
3/7	Pistons	W	43	82	0.524	12	30	0.400	20	21	0.952	13	37	50	24	18	7	23	4	118
19,011	vs. Nets		41	84	0.488	17	41	0.415	13	18	0.722	4	24	28	24	17	12	14	4	112
3/9	Pistons	L	45	99	0.455	13	37	0.351	21	25	0.840	20	36	56	27	26	8	20	4	124
20,062	vs. Mavericks		51	92	0.554	14	38	0.368	26	32	0.813	4	32	36	29	18	13	14	8	142
3/11	Pistons	W	41	86	0.477	10	42	0.238	22	24	0.917	9	42	51	26	19	8	12	5	114
18,003	vs. Hornets		34	88	0.386	13	40	0.325	16	23	0.696	9	31	40	27	16	7	13	2	97
3/13	Pistons	W	39	88	0.443	11	30	0.367	24	31	0.774	11	47	58	27	21	7	22	7	113
19,313	vs. Raptors		41	93	0.441	9	36	0.250	13	19	0.684	3	34	37	32	20	13	11	8	104
3/15	Pistons	L	36	84	0.429	10	38	0.263	13	15	0.867	9	39	48	27	16	5	18	2	95
19,894	vs. Heat		43	91	0.473	7	34	0.206	15	21	0.714	9	35	44	23	16	14	8	6	108
3/17	Pistons	L	38	83	0.458	14	36	0.389	11	14	0.786	7	37	44	24	19	4	12	7	101
20,004	vs. Heat		40	89	0.449	12	35	0.343	12	16	0.750	11	36	47	24	11	7	10	2	104
3/18	Pistons	L	36	84	0.429	9	29	0.310	13	15	0.867	8	35	43	21	15	6	13	3	94
19,156	at Celtics		43	95	0.453	22	49	0.449	11	13	0.846	15	38	53	30	9	8	11	8	119
3/20	Pistons	L	37	90	0.411	5	23	0.217	24	30	0.800	12	34	46	23	14	8	15	1	103
19,897	vs. Pacers		50	88	0.568	11	29	0.379	11	18	0.611	5	35	40	38	16	13	13	6	122
3/22	Pistons	L	42	83	0.506	9	31	0.290	9	13	0.692	8	34	42	25	23	4	19	1	102
19,994	vs. Celtics		47	89	0.528	16	45	0.356	19	27	0.704	8	27	35	31	15	9	7	5	129
3/24	Pistons	L	32	79	0.405	11	41	0.268	26	32	0.813	10	36	46	20	25	4	17	5	101
19,922	vs. Pelicans		41	81	0.506	11	34	0.324	21	31	0.677	6	35	41	27	22	8	10	7	114
3/25	Pistons	L	34	88	0.386	10	34	0.294	21	22	0.955	7	30	37	22	22	8	12	5	99
19,812	at Knicks		45	89	0.506	19	46	0.413	15	22	0.682	12	40	52	30	18	6	14	6	124
3/27	Pistons	L	31	81	0.383	9	32	0.281	20	25	0.800	10	31	41	15	14	9	12	1	91
18,024	at Timberwolves		42	82	0.512	11	36	0.306	11	16	0.688	9	31	40	28	17	8	12	3	106
3/29	Pistons	W	37	89	0.416	6	24	0.250	16	20	0.800	8	39	47	19	18	9	13	5	96
15,023	at Wizards		36	88	0.409	9	33	0.273	6	8	0.750	9	38	47	22	18	2	19	4	87
4/1	Pistons	L	40	79	0.506	11	28	0.393	17	22	0.773	9	32	41	22	16	7	14	9	108
19,999	vs. Grizzlies		40	91	0.440	11	33	0.333	19	23	0.826	15	29	44	28	18	11	13	9	110
4/3	Pistons	L	43	94	0.457	10	30	0.333	17	21	0.810	8	29	37	24	13	14	10	3	113
17,899	at Hawks		49	90	0.544	13	38	0.342	10	15	0.667	6	42	48	36	13	9	16	8	121
4/5	Pistons	L	32	79	0.405	8	30	0.267	18	24	0.750	10	28	38	22	14	13	18	4	90
16,745	at Grizzlies		42	90	0.467	10	31	0.323	14	16	0.875	15	34	49	24	14	13	21	7	108
4/6	Pistons	L	42	92	0.457	17	39	0.436	2	4	0.500	5	23	28	25	24	9	10	2	103
17,732	at Nets		38	73	0.521	11	27	0.407	26	33	0.788	11	37	48	20	11	3	18	7	113
4/9	Pistons	L	34	84	0.405	14	30	0.467	20	24	0.833	9	35	44	20	17	3	16	5	102
19,796	at 76ers		44	98	0.449	13	37	0.351	19	23	0.826	16	35	51	29	18	11	9	8	120
TOTALS		79	3,233	6,972	0.464	876	2,503	0.350	1,361	1,728	0.788	837	2,598	3,435	2,021	1,657	509	1,207		



SECONDARY GAME-BY-GAME STATISTICS

DATE	GAME	PITP	2ND PTS	FB PTS	BENCH PTS	PTS TO	BIG LEAD	LEAD CHANGE	TIMES TIED
10/25	Pistons	40	17	16	27	9	7	5	3
19,695	at Heat	48	19	12	33	25	19		
10/27	Pistons	54	19	14	58	25	15	4	3
15,855	at Hornets	48	7	19	25	26	2		
10/28	Pistons	58	20	11	41	10	19	7	7
20,062	vs. Bulls	36	10	8	19	17	4		
10/30	Pistons	42	15	12	50	27	1	3	1
16,127	at Thunder	50	11	16	31	26	21		
11/1	Pistons	56	10	17	33	18	18	2	5
16,912	vs. Trail Blazers	48	11	3	30	15	9		
11/2	Pistons	44	16	15	45	14	2	6	3
15,884	at Pelicans	44	14	12	22	24	25		
11/5	Pistons	64	8	8	33	18	3	7	3
20,062	vs. Suns	64	15	10	38	26	21		
11/6	Pistons	32	10	17	24	14	7	7	8
20,062	vs. Warriors	52	26	14	49	15	13		
11/8	Pistons	50	13	10	46	6	10	10	5
17,341	at Bucks	48	9	13	37	18	15		
11/10	Pistons	48	9	16	36	5	16	3	5
18,902	vs. 76ers	48	13	16	10	27	17		
11/12	Pistons	46	24	13	51	9	11	5	3
19,088	at Bulls	52	13	16	31	25	11		
11/14	Pistons	70	16	16	50	17	5	9	9
16,963	vs. Hawks	48	11	17	37	19	12		
11/17	Pistons	44	19	18	45	16	6	2	5
19,432	at Cavaliers	56	5	14	31	22	16		
11/19	Pistons	52	9	16	63	7	0	0	0
19,182	at Raptors	70	7	27	60	24	40		
11/20	Pistons	56	9	13	22	19	8	23	13
19,403	vs. Nuggets	50	7	14	32	20	8		
11/24	Pistons	62	18	20	33	13	6	12	5
17,274	at Pacers	60	23	13	44	14	23		
11/27	Pistons	66	10	20	31	9	8	1	3
14,346	vs. Wizards	62	8	20	46	13	21		
11/29	Pistons	42	5	13	55	13	5	3	2
20,062	vs. Lakers	58	15	22	31	17	33		
11/30	Pistons	44	7	14	37	22	2	9	12
19,812	at Knicks	44	16	8	26	21	16		
12/2	Pistons	46	8	9	30	14	8	6	4
18,924	vs. Cavaliers	58	5	11	21	21	12		
12/6	Pistons	56	9	15	26	14	8	10	8
12,862	vs. Grizzlies	50	6	10	33	21	14		
12/8	Pistons	44	9	11	33	13	6	6	4
18,655	at Magic	74	7	13	42	19	34		
12/11	Pistons	60	10	18	44	21	4	9	8
14,988	vs. Pacers	62	21	23	61	19	15		
12/13	Pistons	46	8	18	37	11	2	1	1
16,749	vs. 76ers	50	20	12	43	14	30		
12/15	Pistons	54	10	15	54	5	0	0	0
19,761	at 76ers	40	26	32	49	24	41		
12/16	Pistons	64	20	12	44	18	0	0	0
17,666	at Bucks	50	26	10	65	14	34		
12/18	Pistons	68	22	21	22	22	0	0	0
17,664	at Hawks	54	13	8	22	16	16		
12/21	Pistons	54	11	10	22	17	8	5	9
18,122	vs. Jazz	64	23	12	31	27	13		
12/23	Pistons	42	9	20	24	8	6	7	0
17,732	at Nets	62	18	12	34	22	21		
12/26	Pistons	50	16	24	20	10	14	9	5
19,811	vs. Nets	44	16	4	36	14	11		
12/28	Pistons	54	31	11	31	17	21	9	9
19,156	at Celtics	66	17	14	19	27	8		
12/30	Pistons	50	14	14	33	8	11	12	11
18,411	vs. Raptors	56	5	20	12	14	5		
1/1	Pistons	50	12	15	51	14	2	11	1
18,055	at Rockets	68	9	17	48	33	33		
1/3	Pistons	62	20	20	43	18	10	11	5
18,206	at Jazz	68	25	16	61	32	7		
1/5	Pistons	56	10	15	37	28	3	16	7
18,064	at Warriors	40	21	2	45	12	11		
1/7	Pistons	58	21	12	53	19	4	13	8
19,623	at Nuggets	54	9	11	46	17	24		
1/9	Pistons	46	12	21	39	21	20	1	1
13,992	vs. Kings	82	8	24	32	24	21		
1/10	Pistons	62	15	17	39	3	2	2	2
17,833	vs. Spurs	74	20	19	70	16	25		
1/12	Pistons	52	21	6	37	3	12	5	8
13,987	vs. Rockets	58	16	9	14	20	6		
1/15	Pistons	60	25	6	60	11	15	11	10
15,156	at Wizards	46	15	18	38	21	7		
1/17	Pistons	50	12	16	29	7	3	11	13
16,022	vs. Timberwolves	64	11	9	20	9	17		
1/20	Pistons	40	16	15	85	13	9	15	5
19,996	vs. Bucks	58	8	17	18	12	11		





DATE	GAME	PITP	2ND PTS	FB PTS	BENCH PTS	PTS TO	BIG LEAD	LEAD CHANGE	TIMES TIED
1/22	Pistons	54	9	9	63	6	8	16	12
17,201	vs. Bucks	50	17	17	20	13	11		
1/24	Pistons	54	12	13	39	12	8	22	14
15,020	vs. Hornets	40	10	13	20	14	6		
1/27	Pistons	44	10	6	23	13	12	19	13
16,922	vs. Wizards	64	21	20	34	21	15		
1/28	Pistons	56	19	15	49	18	19	3	7
16,861	vs. Thunder	56	15	4	26	12	10		
1/31	Pistons	44	4	15	58	10	5	11	11
19,432	at Cavaliers	66	15	21	40	29	9		
2/2	Pistons	42	15	8	44	14	14	4	5
19,122	vs. Clippers	58	15	16	57	25	20		
2/4	Pistons	50	12	14	37	6	9	4	7
17,982	vs. Magic	62	10	13	29	17	12		
2/7	Pistons	50	7	9	47	5	15	5	6
17,832	at Kings	56	15	12	54	20	9		
2/8	Pistons	52	24	17	40	21	6	11	3
18,125	at Trail Blazers	54	18	11	16	25	23		
2/10	Pistons	68	12	28	41	16	13	10	10
19,370	at Clippers	34	0	17	33	13	13		
2/13	Pistons	66	18	22	49	22	1	4	1
18,997	at Lakers	54	11	16	29	17	24		
2/14	Pistons	50	15	21	46	28	2	3	2
17,071	at Suns	46	13	20	52	24	35		
2/22	Pistons	50	4	20	31	14	1	4	1
16,506	at Pacers	64	11	26	48	16	31		
2/24	Pistons	50	12	18	34	16	4	14	13
19,388	vs. Magic	58	16	10	46	10	11		
2/26	Pistons	40	13	9	35	8	7	10	3
19,303	at Knicks	42	23	14	24	30	13		
2/27	Pistons	42	10	14	26	6	11	4	6
21,089	at Bulls	50	18	2	23	25	13		
3/1	Pistons	40	15	16	16	16	0	0	1
19,299	vs. Cavaliers	28	15	11	24	10	26		
3/3	Pistons	40	8	7	43	28	2	6	5
19,459	at Magic	68	14	12	33	15	27		
3/5	Pistons	48	16	9	35	14	5	7	1
19,724	at Heat	48	15	16	31	15	11		
3/7	Pistons	56	23	12	18	16	18	2	5
19,011	vs. Nets	42	9	11	31	27	6		
3/9	Pistons	56	21	10	59	18	2	8	5
20,062	vs. Mavericks	56	12	10	46	35	25		
3/11	Pistons	56	17	25	31	25	19	4	4
18,003	vs. Hornets	40	12	4	11	9	2		
3/13	Pistons	48	14	13	29	15	16	11	10
19,313	vs. Raptors	64	2	24	34	16	16		
3/15	Pistons	38	9	11	21	12	5	10	7
19,894	vs. Heat	64	10	18	31	33	21		
3/17	Pistons	34	7	7	38	13	7	8	3
20,004	vs. Heat	50	13	9	19	19	17		
3/18	Pistons	48	13	16	42	13	3	8	3
19,156	at Celtics	40	17	19	19	12	29		
3/20	Pistons	54	13	11	35	7	8	1	0
19,897	vs. Pacers	70	3	25	50	24	28		
3/22	Pistons	60	17	19	25	10	6	15	10
19,994	vs. Celtics	58	9	17	36	27	27		
3/24	Pistons	36	16	14	44	12	0	0	0
19,922	vs. Pelicans	58	12	23	27	20	22		
3/25	Pistons	36	6	11	44	22	0	0	0
19,812	at Knicks	46	10	13	26	14	31		
3/27	Pistons	34	2	11	30	11	5	8	11
18,024	at Timberwolves	60	19	6	36	21	17		
3/29	Pistons	52	8	9	18	20	19	4	0
15,023	at Wizards	46	10	4	12	12	1		
4/1	Pistons	44	12	13	42	19	15	7	8
19,999	vs. Grizzlies	52	20	5	38	21	8		
4/3	Pistons	54	10	24	68	16	1	4	5
17,899	at Hawks	52	10	13	22	11	22		
4/5	Pistons	38	7	14	27	20	6	4	3
16,745	at Grizzlies	60	23	14	34	17	27		
4/6	Pistons	42	2	9	30	26	19	3	1
17,732	at Nets	46	16	15	37	21	10		
4/9	Pistons	32	12	12	45	12	2	1	1
19,796	at 76ers	60	33	12	44	17	24		
TOTALS		3,952	1,039	1,131	3,075	1,146			
OPPONENTS		4,290	1,097	1,110	2,684	1,549			

