



2023-24 BROOKLYN NETS GAME NOTES
Brooklyn Nets (31-48) vs. Toronto Raptors (25-53)
Game #80 • Home Game #41

April 10, 2024 • 7:30 PM EDT • Barclays Center
TV: YES Network / The YES App • Radio: 101.9 FM / 660 AM / The Nets App
Follow the Nets PR Department on X: @BKN_NETSPR



LAST GAME STARTERS

[F] MIKAL BRIDGES

#1 • VILLANOVA • (6th Season) • 6-6 • 205

2023-24 Averages	Notables	Last Game Stats
20.0 ppg 4.6 rpg 3.7 apg 35.2 mpg	<ul style="list-style-type: none">His #25 jersey was retired by Villanova on 11/17/23. He won two national championships (2016 and 2018) with the Wildcats.Made three-plus 3-pointers in a franchise-record 11 straight games (3/17 – 4/6/24)	8 pts, 5 rebs, 2 asts 24 mins 4/7 vs. SAC

[F] JALEN WILSON

#22 • KANSAS • (1st Season) • 6-6 • 230

2023-24 Averages	Notables	Last Game Stats
4.8 ppg 2.7 rpg 1.1 apg 14.5 mpg	<ul style="list-style-type: none">Was selected 51st overall in the 2023 NBA Draft; signed a multi-year contract on 3/1 after signing to a two-way deal last July.Won the 2022 National Championship and was Big 12 Player of the Year in 2023.	11 pts, 6 rebs, 3 asts 32 mins 4/7 vs. SAC

[C] NOAH CLOWNEY

#21 • ALABAMA • (1st Season) • 6-9 • 220

2023-24 Averages	Notables	Last Game Stats
4.9 ppg 3.3 rpg 0.4 bpg 13.1 mpg	<ul style="list-style-type: none">Was selected 21st overall in the 2023 NBA Draft; signed a multi-year contract with Brooklyn on 7/11/23.Has averaged 15.3 ppg, 8.7 rpg and 1.7 bpg in 25.4 mpg across his last three games.	7 pts, 10 rebs, 1 ast 35 mins 4/7 vs. SAC

[G] CAM THOMAS

#24 • LOUISIANA STATE • (3rd Season) • 6-3 • 215

2023-24 Averages	Notables	Last Game Stats
22.2 ppg 3.3 rpg 2.9 apg 31.3 mpg	<ul style="list-style-type: none">Has tallied the fifth-most 40+ point games (seven) in Nets' NBA history.Has tallied 14 30-point performances this season and has set career-high totals in points, rebounds and assists.	21 pts, 4 rebs, 1 ast 36 mins 4/7 vs. SAC

[G] DENNIS SCHRÖDER

#17 • GERMANY • (11th Season) • 6-3 • 175

2023-24 Averages	Notables	Last Game Stats
13.9 ppg 3.0 rpg 6.1 apg 31.0 mpg	<ul style="list-style-type: none">Was acquired via trade from Toronto on 2/8/24.Tallied 15 pts and 12 asts off the bench on 2/10 vs. SAS, marking the fourth ever pts/asts double-double in a player's Nets debut.	4 pts, 7 rebs, 6 asts 30 mins 4/7 vs. SAC

2023-24 BROOKLYN NETS RECORDS

	RECORD	HOME	ROAD	OVERTIME
OVERALL	31-48	19-21	12-27	1-4
DIVISION	4-9	2-5	2-4	--
WESTERN CONF.	8-22	5-10	3-12	0-2
EASTERN CONF.	23-26	14-11	9-15	1-2

2023-24 REGULAR SEASON SCHEDULE

Date	Opponent	Time/Result	Date	Opponent	Time/Result
10/25	vs. CLE	114-113 (L)	01/21	@ LAC	125-114 (L)
10/27	@ DAL	125-120 (L)	01/23	vs. NYK	108-103 (L)
10/30	@ CHA	133-121 (W)	01/25	vs. MIN	96-94 (L)
11/01	@ MIA	109-105 (W)	01/27	vs. HOU	106-104 (W)
11/03	@ CHI*	109-107 (W)	01/29	vs. UTA	147-114 (W)
11/04	vs. BOS	124-114 (L)	01/31	vs. PHX	136-120 (L)
11/06	vs. MIL	129-125 (L)	02/03	@ PHI	136-121 (W)
11/08	vs. LAC	100-93 (W)	02/05	vs. GSW	109-98 (L)
11/10	@ BOS*	121-107 (L)	02/06	vs. DAL	119-107 (L)
11/12	vs. WAS	102-94 (W)	02/08	vs. CLE	118-95 (L)
11/14	vs. ORL*	124-104 (W)	02/10	vs. SAS	123-103 (W)
11/16	@ MIA	122-115 (L)	02/13	vs. BOS	118-110 (L)
11/19	vs. PHI	121-99 (L)	02/14	@ BOS	136-86 (L)
11/22	@ ATL	147-145 (L/OT)	02/22	@ TOR	121-93 (L)
11/25	vs. MIA	112-97 (W)	02/24	@ MIN	101-86 (L)
11/26	vs. CHI	118-109 (W)	02/26	@ MEM	111-86 (W)
11/28	vs. TOR*	115-103 (W)	02/27	@ ORL	108-81 (L)
11/30	vs. CHA	129-128 (L)	02/29	vs. ATL	124-97 (W)
12/02	vs. ORL	129-101 (W)	03/02	vs. ATL	114-102 (W)
12/06	@ ATL	114-113 (W)	03/04	vs. MEM	106-102 (L)
12/08	vs. WAS	124-97 (W)	03/05	vs. PHI	112-107 (W)
12/11	@ SAC	131-118 (L)	03/07	@ DET	118-112 (L)
12/13	@ PHX	116-112 (W)	03/09	@ CHA	110-99 (L)
12/14	@ DEN	124-101 (L)	03/10	@ CLE	120-101 (W)
12/16	@ GSW	124-120 (L)	03/13	@ ORL	114-106 (L)
12/18	@ UTA	125-108 (L)	03/16	@ IND	121-100 (L)
12/20	vs. NYK	121-102 (L)	03/17	@ SAS#	122-115 (L/OT)
12/22	vs. DEN	122-117 (L)	03/19	vs. NOP	104-91 (L)
12/23	vs. DET	126-115 (W)	03/21	@ MIL	115-108 (L)
12/26	@ DET	118-112 (W)	03/23	@ NYK	105-93 (L)
12/27	vs. MIL	144-122 (L)	03/25	@ TOR	96-88 (W)
12/29	@ WAS	110-104 (L)	03/27	@ WAS	122-119 (W/OT)
12/31	@ OKC	124-108 (L)	03/29	vs. CHI	125-108 (W)
01/02	@ NOP	112-85 (L)	03/31	vs. LAL	116-104 (L)
01/03	@ HOU	112-101 (L)	04/01	@ IND	133-111 (L)
01/05	vs. OKC	124-115 (W)	04/03	vs. IND	115-111 (W)
01/07	vs. POR	134-127 (L/OT)	04/06	vs. DET	113-103 (W)
01/11	@ CLE^	111-102 (L)	04/07	vs. SAC	107-77 (L)
01/15	vs. MIA	96-95 (L/OT)	04/10	vs. TOR	7:30 PM
01/17	@ POR	105-103 (L)	04/12	@ NYK	7:30 PM
01/19	@ LAL	130-112 (W)	04/14	@ PHI	1:00 PM

*In-Season Tournament
^In Paris, France
#In Austin, Texas

ALL TIMES EASTERN

PRONUNCIATION GUIDE: Barclays Center (BARK-lees), Keita Bates-Diop (KAY-tuh bates-DEE-opp), Mikal Bridges (mick-EL), Keon Johnson (KEY-on), Dennis Schröder (SHROO-der), Dariq Whitehead (duh-reek), Adam Caporn (Kay-porn)

LAST GAME INACTIVES: Bates-Diop, Gilyard, K. Johnson, Martin, Simmons, Whitehead

LAST GAME STARTERS: Bridges, Wilson, Clowney, Thomas, Schröder

STATUS UPDATES: TBA

TABLE OF CONTENTS:

Section	Page(s)	Section	Page(s)
Nets Roster	2	Games Missed	21-22
Quick Hits	3-15	Team Highs & Lows	23
Cumulative Stats	16	Individual Highs & Lows	24
Current Opponent	17	Last Time...	25
Next Opponent	18	Records	26
Starting Lineups	19	Back-to-Backs	27
Records by Month and Week	19	Transactions	28
Win/Loss Margins	19	How the Nets Were Built	29
Box Score Breakdown	20	Coaching Staff	30
Inactives Counter	20	Players	31-36

NETS ROSTER

#	NAME	POS	HT	WT	DOB	COLLEGE/COUNTRY	YRS
13	Keita Bates-Diop	F	6-8	229	01/23/96	Ohio State/USA	5
1	Mikal Bridges	G/F	6-6	205	08/30/96	Villanova/USA	5
33	Nic Claxton	C	6-11	226	04/17/99	Georgia/USA	4
21	Noah Clowney	F/C	6-9	220	07/14/04	Alabama/USA	R
28	Dorian Finney-Smith	F	6-7	222	05/04/93	Florida/USA	7
14	Jacob Gilyard*	G	5-9	160	07/14/98	Richmond/USA	1
2	Cam Johnson	F	6-8	220	03/03/96	North Carolina/USA	4
45	Keon Johnson*	G	6-4	185	03/10/02	Tennessee/USA	2
16	Jaylen Martin*	G/F	6-6	216	01/28/04	Overtime Elite/USA	R
17	Dennis Schröder	G	6-3	175	09/15/93	Germany	10
20	Day'Ron Sharpe	C	6-9	260	11/06/01	North Carolina/USA	2
10	Ben Simmons	G/F	6-10	240	07/20/96	Louisiana State/Australia	5
4	Dennis Smith Jr.	G	6-3	205	11/25/97	North Carolina State/USA	6
24	Cam Thomas	G	6-3	215	10/13/01	Louisiana State/USA	2
8	Lonnie Walker IV	G	6-4	210	12/14/98	Miami (Fla.)/USA	5
9	Trendon Watford	F	6-9	241	11/09/00	Louisiana State/USA	2
0	Dariq Whitehead	G/F	6-6	220	08/01/04	Duke/USA	R
22	Jalen Wilson	F	6-6	230	11/04/00	Kansas/USA	R

*Signed to a two-way contract

Interim Head Coach
 Assistant Coach
 Assistant Coach
 Assistant Coach/Director of Player Development
 Assistant Coach
 Assistant Coach
 Assistant Coach
 Assistant Coach/Player Development
 Director of Sports Medicine
 Director of Sport Science
 Head Athletic Trainer/Physical Therapist
 Senior Physical Therapist
 Head Strength and Conditioning Coach
 Physical Performance Coach

Kevin Ollie (Connecticut)
 Will Weaver (Texas)
 Jay Hernandez (Hofstra)
 Adam Caporn (Saint Mary's)
 Trevor Hendry (Clark)
 Ryan Forehan-Kelly (California)
 Ronnie Burrell (UNC Greensboro)
 Corey Vinson (Louisiana State)
 Les Gelis (La Trobe)
 Dan Meehan (Australian Catholic)
 Jonathan Filipe (Kings)
 Stefania Rizzo (British Columbia)
 Dave Regan (Australian Catholic)
 Chris Miller (Southern California)

PRONUNCIATION GUIDE

Keita Bates-Diop (KAY-tuh bates-DEE-opp)
 Mikal Bridges (mick-EL)
 Keon Johnson (KEY-on)
 Dennis Schröder (SHROO-der)
 Dariq Whitehead (duh-Reek)
 Adam Caporn (Kay-porn)

0	Dariq Whitehead	10	Ben Simmons	21	Noah Clowney
1	Mikal Bridges	13	Keita Bates-Diop	22	Jalen Wilson
2	Cam Johnson	14	Jacob Gilyard	24	Cam Thomas
4	Dennis Smith Jr.	16	Jaylen Martin	28	Dorian Finney-Smith
8	Lonnie Walker IV	17	Dennis Schröder	33	Nic Claxton
9	Trendon Watford	20	Day'Ron Sharpe	45	Keon Johnson

NETS QUICK HITS

IF THE NETS WIN

- It would improve Brooklyn's record in April to **3-2**.
 - The last time the Nets didn't finish .500 or better in April was April 2016 (no April games were played in 2020-21).
- It would improve the Nets record to **7-4** at home since the All-Star break. Only the Celtics (nine) have played fewer home games since the All-Star break.
- It would mark the Nets' fourth straight home win against the Raptors (current three-game streak has spanned from 10/21/22 – 11/28/23).
 - This would be the Nets second-longest home winning streak against the Raptors all-time (longest: six straight from 3/30/00 – 4/12/03).
- It would be Brooklyn's seventh victory over Toronto in their last eight meetings (since the beginning of last season).
 - The Nets swept the Raptors, **4-0**, last season and hold a **2-1** advantage in this year's season slate.

INDIVIDUAL LEAGUE LEADERS

- **CLUTCH:** Mikal Bridges is sixth in the NBA in 'clutch' points (114), trailing only Stephen Curry (186), DeMar DeRozan (177), Damian Lillard (139), Nikola Jokic (129) and De'Aaron Fox (118).
- **MINUTES:** Bridges ranks third in the league in total minutes played (2,783), trailing only DeMar DeRozan (2,866) and Domantas Sabonis (2,790). He led this category in each of the last two seasons.
- **SCORING:** Bridges is third in the league in corner 3FGM (81-of-200 - .405), trailing only Malik Beasley (101-of-213 - .474) and Donte DiVincenzo (82-of-176 - .466). Bridges finished second in the league in corner 3-pointers made last season (88).
 - Cam Thomas is 10th in the league and fifth in the East in ppg on drives (10.0) – *min. 40 games played*.
 - Nic Claxton is fourth in the league in FG % (.629). See the chart for the best qualifying FG % in a single season for a Net all time. ----- >
 - Day'Ron Sharpe is third in the league in second chance points off the bench (152).
- **USG %:** Thomas is 13th in the league and sixth in the East in usage rate (.306) – *min. 40 games played*.
- **3FG:** Bridges ranks 11th in the league and sixth in the East in 3-pointers made this season (214).
 - Thomas is 10th in the East in catch-and-shoot 3FG % (.436) among 112 players in the conference with at least 100 such attempts.
 - Cam Johnson ranks 16th (.424).
- **BOARDS:** Sharpe is third in the league in rebound % (.198), trailing just Andre Drummond (.257) and Jusuf Nurkic (.203). He's also second in offensive rebound % (.162), trailing only Drummond (.187).
 - Claxton ranks 13th in rpg (9.9). Claxton also ranks 14th in the league in orpg (2.7) and Sharpe ranks 20th (2.6).
 - Sharpe is second in offensive rebounds off the bench (155), trailing only Drummond (199), and is third in total rebounds off the bench (377), behind Bobby Portis (563) and Drummond (527).
- **BLOCKS:** Claxton is eighth in the league in bpg (2.0) and is eighth in total blocks (139).
- **STEALS:** Dennis Smith Jr. is tied for second in the league in steals off the bench (63) with Bogdan Bogdanovic and T.J. McConnell and behind Matisse Thybulle (83).
- **ASSISTS:** Dennis Schröder ranks 13th in the league and seventh in the East in total assists (479).
- **DUNKS:** Claxton is tied for sixth in the league in dunks (164) with Daniel Gafford after finishing fourth in the category last season (191).
 - This season, he trails only Giannis Antetokounmpo (247), Rudy Gobert (233), Anthony Davis (190), Aaron Gordon (166).

PLAYER	FG %	SEASON
Nic Claxton	.705	2022-23
Jarrett Allen	.649	2019-20
Nic Claxton	.629	2023-24
Mikki Moore	.609	2006-07
Darryl Dawkins	.599	1982-83

TEAM RANKINGS

- **CORNER 3s:** The Nets are fourth in corner 3FG % (.414) and are **tied for first** in corner 3FGM (4.2/game).
 - Brooklyn ranked 13th (.394) and 12th (3.4/game) in those categories, respectively, last season.
- **FOUR FACTORS:** See the chart for where Brooklyn ranks this season. ----- >
- **TEAM HISTORY:** See the chart below for a look at where Nets stats this season rank in the context of team NBA history:

FOUR FACTORS – 2023-24					
STAT	#	RANK	STAT	#	RANK
EFF FG %	.532	25th	OPP EFF FG %	.545	16th
FTA RATE	.234	21st	OPP FTA RATE	.240	12th
TOV %	.133	14th	OPP TOV %	.130	23rd
OREB %	.290	12th	OPP OREB %	.285	18th

APG	RANK	3FG%	RANK	3FGM	RANK	ORTG	RANK
25.8	6th	.364	5th	13.4	2nd	114.9	3rd

ON D – SINCE THE ALL-STAR BREAK

- **HUNTING:** See the chart for the Nets' ranks on D post-All-Star break vs. pre-break.

POST-ALL-STAR			PRE-ALL-STAR		
STAT	#	RK	#	RK	
OPP PPG	108.9	10th	115.6	16th	
OPP FGM	41.1	10th	42.0	15th	
OPP 3FGM	11.6	7th	13.6	24th	
OPP TOV	13.6	13th	12.3	26th	
DRTG	112.4	12th	114.5	21st	

NETS QUICK HITS

RECENT PLAYER HIGHLIGHTS

- **Cam Thomas** poured in a game-high 32 points (10-of-25 FG, 10-of-11 FT) with six boards, five assists and a steal in 39 minutes (+11) against Detroit on Saturday night.
 - This was Thomas' second-career 30/5/5 game (other: 44 points, five rebounds, five assists vs. Washington on 2/4/23).
- See the chart for the players age 22 and under with the most 30-point games this season. ----->

PLAYER	TEAM	#	DRAFT #	DRAFT YR
Anthony Edwards	Wolves	28	1st	2020
Cade Cunningham	Pistons	18	1st	2021
Cam Thomas	Nets	14	27th	2021
Jalen Green	Rockets	13	2nd	2021
Paolo Banchero	Magic	11	1st	2022

 - Thomas' 14 30-point games are the second-most for a Net age 22 and under in a season in franchise history, trailing only **Bernard King** in 1977-78 (22).
 - **The only players to be drafted lower than Thomas (27th in 2021) and have more 30-point games this season are Jalen Brunson (31 – selected 33rd overall in the second round in 2018 by Dallas) and Nikola Jokic (27 – selected 41st overall in the second round in 2014 by Denver).**
 - Over his last 15 games (since 3/9) Thomas has scored 20+ points 14 times, including five 30-point performances. In this stretch, he's averaged 26.5 ppg (.454 FG %, .350 3FG %, .879 FT %), 4.5 rpg and 3.7 apg in 36.3 mpg.
- Since the beginning of March, Thomas is seventh in the league in ppg (26.5 ppg) and is fifth in the East, trailing only **Giannis Antetokounmpo** (31.0 ppg), **Jalen Brunson** (29.8 ppg), **Jayson Tatum** (27.2 ppg) and **Jalen Brown** (26.7 ppg).
 - **Each of the six players ahead of Thomas in scoring since 3/1 (Luka Doncic and Nikola Jokic, in addition to the Eastern Conference players) were All-Stars this season four of the six are multi-time All-NBA honorees.**
- Among players with a 30%+ Usage Rate this season (30.6% for Thomas), Thomas' turnover % (8.4%) **is the lowest in the NBA**, slightly better than **Shai Gilgeous-Alexander** (33.0% Usage Rate and 8.5% turnover %).
 - Thomas is on pace to be the only guard since at least 1967-68 to average less than 2.0 turnovers per game with a usage rate of greater than 30%. See the chart for the only players to do so in a qualifying season (played in 70% of team's games). ----->

PLAYER	TEAM	USG %	TOV/GM	PPG	SEASON
Cam Thomas	Nets	.306	1.9	22.2	2023-24
Kristaps Porziņģis	Knicks	.310	1.9	22.7	2017-18
LaMarcus Aldridge	Blazers	.302	1.7	23.4	2014-15
Dirk Nowitzki	Mavs	.303	1.9	25.9	2008-09
Dirk Nowitzki	Mavs	.300	1.9	26.6	2005-06
- **Thomas is averaging 22.2 ppg and 1.9 turnovers/game this season. No player in franchise history has averaged 20.0+ ppg and fewer than 2.0 turnovers/game across a full season.**
- **Noah Clowney** has averaged 15.3 ppg (.667 FG, .714 3FG, .692 FT), 8.7 rpg (2.7 orpg) and 1.7 bpg in 25.4 mpg in the last three games, including one double-double and two games with 10+ rebounds.
 - He shot 5-of-7 from deep in the last three games after shooting 4-of-16 from distance in his first 17 games.
 - **Clowney joins Chris Morris (April 1989) as the only rookies in Nets history to notch 45+ points, 25+ rebounds, five or more 3-pointers and five or more blocks in a three-game stretch.**
- **Mikal Bridges** has shot 67-of-158 (.424 3FG %) from 3-point range since the beginning of March (20 games).
 - Over this stretch, he's tied for sixth in the league and is third in the East in 3-pointers made.
 - See the chart for the top-five leaders in 3FGM in a season by a Net all-time (also the only five instances of a Net draining 200+ 3FG in a season). ----->

PLAYER	3FGM	SEASON
D'Angelo Russell	234	2018-19
Patty Mills	227	2021-22
Mikal Bridges	214	2023-24
Joe Harris	211	2020-21
Allen Crabbe	201	2017-18
- **Dennis Schröder** contributed four points, seven rebounds and six assists on Sunday against Sacramento.
 - In 28 games with Brooklyn, Schröder has had seven games with at least five rebounds and five assists. He did so six times in 51 games with Toronto this season.
 - See the chart for a look at how Schröder's production through 28 games with Brooklyn compares to his time with Toronto this season and his career averages. ----->

STAT	BKN	TOR	AVG
PPG	14.4	13.7	14.0
RPG	3.4	2.7	2.9
APG	5.9	6.1	4.8
3FG	2.1	1.5	1.2
3FG %	.421	.350	.342
- Across his last two games, **Jalen Wilson** averaged 10.5 ppg (.500 FG %, .429 3FG %), 5.0 rpg, 2.0 apg and 1.0 spg over 25.1 mpg (+8), including back-to-back double-digit performances.
 - On the year, Wilson has shot 22-of-56 (.393 3FG %) on catch-and-shoot 3-pointers. His percentage on catch-and shoot attempts ranks fourth among 27 rookies with at least 50 tries, trailing only Charlotte's **Nick Smith Jr.** (.448), Oklahoma City's **Cason Wallace** (.439) and Houston's **Cam Whitmore** (.423). **Each of the top nine in this category besides Wilson were first-round picks (Wilson was selected as the 51st pick overall in the second round).**
 - In 139 minutes with Nets rookies Wilson and Clowney on the floor together, the two-man lineup has posted an offensive rating of **106.2**, a defensive rating of **99.3** and a net rating of **6.9**.

NETS QUICK HITS

YOUTH COMING TO PLAY

- See the charts for a look at the youngest players on opening night rosters this season (**above right**) and for the youngest players on the Nets' roster for the opening game of the season in franchise history (**below right**).

- See the chart for the assets acquired by Brooklyn in their trade deadline deal with Phoenix in 2023 (**below right**).
- ***Noah Clowney** was drafted with the 2023 first round pick via Phoenix.
- **T.J. Warren** left Phoenix in the offseason and is now in Minnesota.

- **DRAFT & DEVELOP:** The Nets have gotten critical contributions from a quartet of players they drafted and developed in recent games:

- **Nic Claxton** – 31st overall pick (second round) – 2019 NBA Draft
- **Cam Thomas** – 27th overall pick (first round) – 2021 NBA Draft
- **Noah Clowney** – 21st overall pick (first round) – 2023 NBA Draft
- **Jalen Wilson** – 51st overall pick (second round) – 2023 NBA Draft

PLAYER	AGE ON 10/25	2023 DRAFT	TEAM
G.G. Jackson	18 yrs, 312 days	45th pick	Grizzlies
Dariq Whitehead	19 yrs, 85 days	22nd pick	Nets
Bilal Coulibaly	19 yrs, 91 days	7th pick	Wizards
Noah Clowney	19 yrs, 103 days	21st pick	Nets
Cam Whitmore	19 yrs, 109 days	20th pick	Rockets

PLAYER	AGE	DEBUT	OPP	SEASON
Dariq Whitehead	19 yrs, 85 days	10/25/23	vs. CLE	2023-24
Noah Clowney	19 yrs, 103 days	10/25/23	vs. CLE	2023-24
Derrick Favors	19 yrs, 104 days	10/27/10	vs. DET	2010-11
Dzanan Musa	19 yrs, 162 days	10/17/18	@ DET	2018-19
Jarrett Allen	19 yrs, 180 days	10/18/17	@ IND	2017-18

NETS	SUNS
Mikal Bridges	Kevin Durant
Cam Johnson	T.J. Warren ^A
2023 1st rd pick*	
2025 1st rd pick	
2027 1st rd pick	
2028 1st rd pick swap	
2029 1st rd pick	

SEASON SERIES – NETS HOLD 2-1 SERIES LEAD OVER RAPTORS

- **11/28 at BKN:** In a game that featured 29 lead changes and ties, Brooklyn outscored Toronto 39-28 in the fourth quarter en route to a 115-103 home win in their fourth and final game of the inaugural In-Season Tournament.
 - The Nets finished group play of the inaugural In-Season Tournament with a **3-1** record, falling just short of advancing to the quarterfinals by virtue of point differential.
 - All five starters grabbed eight or more rebounds for Brooklyn: **Mikal Bridges** (10), **Spencer Dinwiddie** (nine), **Cam Johnson** (nine), **Dorian Finney-Smith** (nine) and **Nic Claxton** (eight), *becoming the first five players on a team this season to grab eight or more rebounds in a game (later joined by Golden State on 3/22)*.
 - This was the first time all five starters for a team posted eight or more rebounds since Phoenix's starting five did so on 3/19/15 vs. New Orleans (**Eric Bledsoe, Marcus Morris, Markieff Morris, P.J. Tucker and Brandan Wright**).
 - This is the first time any five players on the Nets recorded eight or more rebounds since 12/6/04 vs. Toronto (**Jason Collins, Richard Jefferson, Nenad Krstić, Alonzo Mourning and Eric Williams**) *and the only time in franchise history that all five starters registered eight or more rebounds in a game*.
- **3/25 at TOR:** Brooklyn entered the fourth down by one (69-68) but would outscore Toronto 28-19 in the final frame and go on to win, 96-88.
 - This marked the second time this season that Brooklyn has held its opponent below 90 points (86 at Memphis, 2/26). The Nets are now **7-2** this season when holding the opposition under 100 points.
 - This was also Brooklyn's first win this season when finishing below the century mark. The Nets are now **2-15** when failing to score 100 points.
 - This was just the third time this season that both the Nets and their opponent failed to score 100+ points: 96-95 OT loss vs. Miami on 1/15 and 96-94 loss vs. Minnesota on 1/25.
- **GLASS:** The Nets have posted a commanding 148-121 (**+27**) advantage on the glass against the Raptors this season.
 - *In Brooklyn's two victories against the Raptors, the Nets have been a **+13** and a **+20** on the boards. In the lone loss, they were a **-6**.*
 - *The Nets were **+10** or better on the glass three times all of last season (done nine times this season – twice against the Raptors).*
 - See the chart for a look at the Nets largest rpg average against the Raptors in a season all-time (The Raptors have averaged 40.3 rpg against the Nets this season – their eighth lowest against the Nets all-time). ----->
- Over three games against Toronto this season, **Mikal Bridges** has notched 18.7 ppg, 5.7 rpg and 3.3 apg in 36.7 mpg.
 - Bridges posted 22 points (9-of-17 FG, 1-of-3 3FG, 3-of-3 FT), 10 boards and five assists on 11/28 vs. Toronto, good for one of his three double-doubles this season.
- **Nic Claxton** has averaged 10.0 ppg (.700 FG %), 11.3 rpg (3.0 orpg), 1.7 apg and 1.7 bpg across 32.9 mpg in three games against Toronto this season.
- **Trendon Watford** has played in all three games against the Raptors this season, most notably recording 19 points (7-of-10 FG, 2-of-4 3FG) and seven rebounds at Toronto on 3/25.

SEASON	RPG	GP
1995-96	52.0	4
2019-20	49.5	4
2018-19	49.5	4
2023-24	49.3	3
2021-22	47.5	4

NETS QUICK HITS

CAM-TASTIC PERFORMANCES

- See the chart for a look at the players to record the most 40-point games in Nets NBA history. ----- >
 - Thomas' seven 40-point games prior to turning 23 are the most for any player in franchise history, surpassing **Bernard King's** five.
 - All other players age 22 and younger in Nets history have combined to register six 40-point games.
 - Thomas has recorded three 45-point games in his career. All other Nets age 22 and younger in franchise history have posted one 45-point game (**Cliff T. Robinson** – 45 points on 3/9/80 vs. Detroit).
- **FROM DEEP:** Thomas has made five-plus 3-pointers in a game eight times this season after tallying two such games last season and none as a rookie.
 - **'23-24:** Thomas is shooting .357 3FG % on 5.9 attempts/game this season.
 - **'22-23:** Thomas shot .383 3FG % on 2.3 attempts/game last season.
 - **'21-22:** Thomas shot .270 3FG % on 2.6 attempts/game as a rookie.
 - **CATCH-AND-SHOOT:** Thomas has shot 68-of-156 (.436) on catch-and-shoot 3-pointers this season. He was 18-of-44 (.409) on such attempts last season.
- **BY SEASON:** See the chart for a comparison of Thomas' offensive production in his first three seasons (**bold: career high**). ----- >
- **YOUTH MOVEMENT:** See the chart for the only players age 22 and under averaging 20.0+ ppg this season (**below right**).
 - The only players on this list younger than Thomas are **Paolo Banchero** (21 years old), **Alperen Şengün** (21 years old) and **Victor Wembanyama** (20 years old) – all other players on the list are 22 years old.
- **PROLIFIC MARCH:** Thomas posted career-high marks in ppg (26.8), rpg (4.8) and apg (4.3) in the month of March.
 - His 26.8 ppg in March marked his highest ppg in a month in his career (min. five games played). It also marks the highest-scoring month by a Net this season (next-highest: **Mikal Bridges** 23.8 ppg in Jan. '24)
 - See the chart for the highest ppg in a month for a Net age 22 and younger (min. five games played) in franchise history (**below left**) and Thomas' apg marks by month this season (**below right**).

PLAYER	#
Vince Carter	17
Kyrie Irving	14
Kevin Durant	10
John Williamson	8
Cam Thomas	7
Mikal Bridges	6
Bernard King	5

STAT	23-24	22-23	21-22
GAMES	63	57	67
STARTS	48	4	2
MPG	31.3	16.6	17.6
PPG	22.2	10.6	8.5
FG %	.442	.441	.433
EFF FG %	.500	.497	.480
FTM-FTA	4.3 – 5.0	2.6 – 3.1	1.3 – 1.6
RPG	3.3	1.7	2.4
APG	2.9	1.4	1.2
PITP	8.0	3.6	3.0
DRIVES/GAME	13.8	7.1	4.4
DRIVE PPG	10.0	4.4	3.1
USG RATE	.294	.268	.212
30+ PTS	14	5	1

PLAYER	PPG	MONTH/YR	GAMES
Cam Thomas	26.8	March 2024	11
Stephon Marbury	24.5	Jan. 2000	14
Stephon Marbury	24.5	Nov. 1999	15
Bernard King	24.5	Jan. 1979	13
Bernard King	24.3	Dec. 1978	8

APG	MONTH	GAMES
2.0	October	3
2.0	November	6
2.4	December	15
2.6	January	14
3.8	February	10
4.3	March	11

PLAYER	TEAM	PPG
Anthony Edwards	Wolves	25.9
LaMelo Ball	Hornets	23.9
Cade Cunningham	Pistons	22.7
Paolo Banchero	Magic	22.6
Cam Thomas	Nets	22.2
Victor Wembanyama	Spurs	21.3
Alperen Şengün	Rockets	21.1

- **'23-24:** Cam Thomas has seen the biggest increase in ppg from last season to this season of any player in the league.
 - See the chart (**below right**) for the biggest increases in ppg from last season to this season (min. 50 games played in each season) - research aided by Elias.
- **NETS HISTORY:** See the chart (**below left**) for the biggest increases in ppg from one season to the next season in franchise NBA history (min. five games played in each season) – research aided by Elias. Note: Williamson was traded to Indiana during the '77-78 season.

PLAYER	PPG	SEASON	PPG	SEASON	DIFF
Cam Thomas	10.6	2022-23	22.2	2023-24	+11.6
Kenny Anderson	7.0	1991-92	16.9	1992-93	+9.9
John Williamson	20.8	1976-77	29.5	1977-78	+8.7
Micheal Ray Richardson	12.0	1983-84	20.1	1984-85	+8.1

PLAYER	TEAM	22-23	23-24	DIFF
Cam Thomas	Nets	10.6	22.2	+11.6
Jalen Johnson	Hawks	5.6	16.1	+10.5
Coby White	Bulls	9.7	18.9	+9.2

- See the chart (**below**) for a look at the highest ppg recorded by a player in a season within their first three NBA seasons in franchise history (**left**) and the highest ppg among players across the league this season currently in one of their first three seasons (**right**).

PLAYER	PPG	SEASON #	SEASON	PLAYER	PPG	SEASON #	PICK #	DRAFT YR
Bernard King	24.2	Rookie	1977-78	Cade Cunningham	22.7	3rd	1	2021
Cam Thomas	22.2	3rd	2023-24	Paolo Banchero	22.6	2nd	1	2022
Bernard King	21.6	2nd	1978-79	Cam Thomas	22.2	3rd	27	2021
Derrick Coleman	20.7	3rd	1992-93	Victor Wembanyama	21.3	Rookie	1	2023
Drazen Petrovic	20.6	3rd	1991-92	Alperen Şengün	21.1	3rd	16	2021

NETS QUICK HITS

BROOKLYN BRIDGES

- See the chart (**right**) for **Mikal Bridges'** stats this season, compared to his stats last season with the Nets and his career averages in Phoenix (**bold – career high**).

- See the chart (**far right**) for the highest-scoring games of Bridges' career.

- Bridges has tallied 30+ points 19 times in 106 games as a Net after doing so twice in 365 games with the Suns.**

- **BROOKLYN BRIDGES:** Bridges finished with 42 points (15-of-26 FG, 4-of-8 3FG, 8-of-8 FT), four rebounds and three assists in 44 minutes of action on 1/7 vs. Portland.
 - This marked Bridges' third 40-point performance of the season and his sixth as a member of the Nets. See the chart for the most 40-point games by one player in Nets' NBA history.

- **BIG MONTH:** See the chart (**below right**) for the highest-scoring months of Bridges' career.
 - Bridges was ninth in the league in ppg in March '23 (min. 10 games played), with shooting splits of .498 FG, .425 3FG and .913 FT.

- **HONORED:** Bridges was named Eastern Conference Player of the Week on 4/3/23, earning the first Player of the Week honor of his career.
 - Bridges is the 28th player in Nets history to win earn Player of the Week, joining **Kevin Durant** (2x) as the only Nets players to earn the honor in '22-23.

- **ACQUIRED:** In five seasons with Phoenix, Bridges averaged 12.2 ppg (.499 FG, .376 3FG, .848 FT), 4.0 rpg, 2.3 apg and 1.3 spg in 32.1 mpg in 365 games (298 starts).

- **ASCENDING:** See the chart (**right**) for Bridges' season-by-season ppg improvements.

- Last season, Bridges set career highs in ppg, FT % (.895), apg (3.3), rpg (4.4) and mpg (35.7).**

- **ON D:** Bridges made his first All-Defensive Team in the 2021-22 season, as he helped anchor the NBA's third-best defense (106.8 team def. rating).
 - Bridges finished second behind Boston's **Marcus Smart** in NBA Defensive Player of the Year voting for the 2021-22 campaign.
 - He earned the 11th-most All-Defensive Team votes after the 2020-21 season, just missing his first-career All-Defensive Team selection.

STAT	23-24	22-23 (BKN)	CAREER (PHX)
PPG	20.0	26.1	12.2
RPG	4.6	4.5	4.0
APG	3.7	2.7	2.3
MPG	35.2	34.2	32.1
FG %	.438	.475	.499
3FG %	.373	.376	.376
FTM/GM	3.3	5.9	1.6
FTA/GM	4.0	6.6	1.9
FT %	.813	.894	.848
EFF FG %	.522	.543	.577
USG%	.240	.295	.147
DBL-DBL	3	1	5

PTS	TEAM	DATE/OPP
45	Nets	2/15/23 vs. MIA
45	Nets	11/22/23 at ATL (OT)
44	Nets	3/26/23 at ORL
42	Nets	12/2/23 vs. ORL
42	Nets	3/31/23 vs. ATL
42	Nets	1/7/24 vs. POR (OT)
38	Nets	3/3/23 at BOS
38	Nets	3/2/24 vs. ATL
36	Nets	1/23/24 vs. NYK
34	Nets	3/14/23 at OKC
34	Nets	3/10/23 at MIN

PLAYER	#	GMS
Vince Carter	17	374
Kyrie Irving	14	143
Kevin Durant	10	129
John Williamson	8	177
Cam Thomas	7	187
Mikal Bridges	6	106

PPG	MONTH/YR	PTS	MONTH/YR
28.8	March 2023	461	March 2023
23.8	Jan. 2024	333	Jan. 2024
23.6	Feb. 2023	330	Nov. 2023
22.0	Nov. 2023	304	Dec. 2023
20.3	Dec. 2023	290	Jan. 2023
19.3	Jan. 2023	274	March 2022
18.3	March 2022	253	Dec. 2022

SEASON	PPG	INCR
2018-19	8.3	--
2019-20	9.1	+0.8
2020-21	13.5	+4.4
2021-22	14.2	+0.7
2022-23	20.1	+5.9
2023-24	20.0	-0.1

DOE'S CONTRIBUTIONS

- **FROM DEEP:** See the chart for **Dorian Finney-Smith's** 3-point shooting this season as a Net vs. last season as a Net. ----- >

- See the chart for a look at DFS' comps for catch-and-shoot 3FG, above-the-break 3FG and corner 3FG. ----- >

SEASON	C&S	C&S %	ABOVE BREAK	AB %	CORNER	CORNER %
2023-24	104-of-298	.349	74-of-210	.352	43-of-124	.347
2022-23	34-of-110	.309	25-of-79	.316	12-of-42	.286

- **ACQUIRED:** The Nets acquired forward DFS in the team's trade with Dallas at the 2023 trade deadline. Finney-Smith was in his seventh season with the Mavericks and had spent his entire NBA career with the franchise.
- **DEVELOPMENT:** DFS became the first player in NBA history (since the advent of the 3-point line in 1979-80) to increase his ppg and 3FG % for five straight seasons (2016-21) and then did it in a sixth straight (2021-22).
 - See the chart for Finney-Smith's ppg and 3FG % evolution over his career. ----- >
- **2021-22:** Finney-Smith appeared in 80 games (**career-high** 80 starts) in the 2021-22 season, averaging 11.0 ppg (**career-high**), 4.7 rpg, 1.9 apg and 1.1 spg (**career-high**) in 33.0 mpg (**career-high**).

SEASON	GAMES	3FGM	3FGA	3FG %
2023-24	68	117	336	.351
2022-23	26	37	121	.306

SEASON	PPG	3FG %	3FGM	3FGA
2016-17	4.3	.293	0.7	2.4
2017-18	5.9	.299	1.0	3.2
2018-19	7.5	.311	1.0	3.1
2019-20	9.5	.376	1.6	4.3
2020-21	9.8	.394	2.0	5.0
2021-22	11.0	.395	2.2	5.4
2022-23	8.3	.337	1.7	5.1
2023-24	8.5	.348	1.7	4.9

NETS QUICK HITS

BRIDGES THE IRON MAN

- **IRON MAN:** Mikal Bridges has played in every regular season game in his career, totaling 471 consecutive regular season games played, **which marks the longest active consecutive games played streak in the NBA.**

- Bridges has never missed a playoff game (39 straight) or a game in three years played at Villanova (116).
- **Bridges streak is currently more than double the next longest active streak (Harrison Barnes – 218 games).**
- Since he entered the NBA, Bridges has played the most regular season games in the league.

- See the chart for a look at the last five players to appear in 400+ consecutive regular season games to begin a career (research aided by Elias). ----- >

PLAYER	TEAM(S)	STREAK	DATES
Michael Finley	Suns/Mavs	490	11/3/95 – 12/27/01
Mikal Bridges	Suns/Nets	471	10/20/18 – 4/7/24
Cliff Robinson	Blazers	461	11/3/89 – 2/24/95
John Stockton	Jazz	418	10/26/84 – 11/22/89
Ray Allen	Bucks	400	11/1/96 – 12/20/01

- The longest streak of consecutive games played to begin an NBA career is 844, held by **Johnny 'Red' Kerr** (Syracuse/Philadelphia and Baltimore) from 1954-66 – he didn't miss his first NBA game until Baltimore's 11th game of the 1965-66 season (11/5/65 vs. Boston) – his 12th and final NBA season (via Elias).

- See the chart for a look at the last five players to play 500 games in a row between the regular season and postseason – research aided by Elias. ----- >
- Bridges' streak is the longest for any player in the league at any point in their career since **Derek Fisher** played 538 straight games from 4/15/05 – 3/14/12 (research aided by Elias).

PLAYER	GAMES	TEAM(S)	SEASONS
Andre Miller	665	LAC/DEN/PHI/POR	2003-10
Tayshaun Prince	611	DET	2003-09
Bruce Bowen	600	SAS	2002-08
Shandon Anderson	537	UTA/HOU/NYK	1997-04
Mikal Bridges	510	PHX/BKN	2018-24

- **83:** Bridges played his 83rd game of the season in the season finale on 4/9/23 vs. Philadelphia, becoming the first player since **Josh Smith** (Detroit/Houston) in 2014-15 to play 83 games in a season and the 42nd player in NBA history to do so.

- Bridges started all 83 games last season. Since starts were tracked (1970-71), just four players have started 83 games in a season. ---- >

PLAYER	TEAMS	GMS/STARTS	SEASON
Mikal Bridges	PHX/BKN	83 (83)	2022-23
Theo Ratliff	ATL/POR	85 (83)	2003-04
Jalen Rose	IND/CHI	83 (83)	2001-02
Mike Mitchell	CLE/SAS	84 (83)	1981-82

- **MINUTES KING:** Bridges led the league in minutes played in 2022-23 after also leading the league in 2021-22.

- Bridges is the 10th player in NBA history to lead the league (or tie for the league lead) in minutes played in consecutive seasons.
- Across the last 30 years, three players have accomplished the feat: Bridges, **James Harden** and **Michael Finley**.
- **The first seven players to accomplish the feat are all Hall of Fame inductees.** ----- >
- **Minutes have been tracked since 1951-52.**

PLAYER	SEASON	SEASON	SEASON	SEASON	SEASON
Mikal Bridges	2022-23	2021-22			
James Harden	2015-16	2014-15			
Michael Finley	2000-01	1999-00			
Chris Mullin	1991-92	1990-91			
Michael Jordan	1988-89	1987-88	1986-87		
John Havlicek	1971-72	1970-71			
Elvin Hayes	1969-70	1968-69			
Wilt Chamberlain	1967-68	1966-67	1965-66		
Wilt Chamberlain	1963-64	1962-63	1961-62	1960-61	1959-60*
Dolph Schayes	1957-58	1956-57			
Neil Johnston	1953-54	1952-53			

- **2021-23:** Bridges played 5,817 regular season minutes across the last two seasons, 354 more minutes than any other player in that time (5,463 minutes – **Jayson Tatum**).

- Since he entered the league (2018-23), Bridges played the most minutes in the league (12,624), 139 minutes clear of the player that's played the second-most minutes in that time (12,485 – **DeMar DeRozan**).

- **THE '22-23 GAMES LEADERS:** In addition to Bridges playing a league-high 83 games last season, nine other players appeared in all 82 of their team's games: **Harrison Barnes** (Kings), **Tari Eason** and **Kenyon Martin Jr.** (Rockets), **Isaiah Hartenstein** (Knicks), **Kevon Looney** and **Jordan Poole** (Warriors), **Nikola Vucevic** and **Patrick Williams** (Bulls) and **Derrick White** (Celtics).

- Five players played all 82 games in the 2021-22 season: Bridges, Looney, **Deni Avdija** (Wizards), **Saddiq Bey** (Pistons) and **Dwight Powell** (Mavs).

- **GAMES & MINS LEADER:** In addition to leading the league in minutes played in each of the last two seasons, Bridges led the league in games played in 2022-23 and tied for the league lead in games played in 2021-22.

- **Bridges is the third player in NBA history to lead the league (or tie for the league lead) in minutes played and games played in consecutive seasons and is the first to do it since Wilt Chamberlain – research aided by Elias.**

PLAYER	TEAM(S)	SEASONS
Mikal Bridges	Suns/Nets	2021-22 & 2022-23
Wilt Chamberlain	PHI/SF Warriors	1960-61, 1961-62 & 1962-63
Dolph Schayes	SYR Nationals	1956-57 & 1957-58

NETS QUICK HITS

SCHRÖDER JOINS THE NETS

- **ACQUIRED:** The Nets acquired guard **Dennis Schröder** from the Toronto Raptors on trade deadline day (2/8).
- Schröder put together a memorable Brooklyn debut, recording his seventh double-double of the season with 15 points (6-of-13 FG, 3-of-5 3FG), three rebounds, a season-high-tying 12 assists and just two turnovers in 27 minutes off the bench.
 - See the chart for a look at the only players in franchise history to record a points/assists double-double in their Nets debut. ----->
 - Schröder and **Kelvin Ransey** are the only players in Nets history to accomplish that feat off the bench.
 - Schröder's 12 assists tied **Deron Williams** for the third-most in a Nets debut all-time, trailing only **James Harden's** 14 assists and **Kevin Porter's** 13 assists on 11/9/77 at Philadelphia (off the bench).
- **DBL-DBLS:** Schröder has notched eight double-doubles this season, including one in his first appearance with the Nets (15 points and 12 assists vs. San Antonio on 2/10/24). He's registered more than eight double-doubles in a season once in his career: 10 double-doubles in 2016-17 with Atlanta.
- **ON O:** Schröder's offensive rating (112.5) is the second-best mark of his career, trailing his number last season with the Lakers (115.0).
 - His effective FG % (.510) and true shooting % (.550) are both close to his single season career bests, done in the 2019-20 season with Oklahoma City: .534 effective FG % and .575 true shooting %.
- **SINCE 2013:** Schröder ranks 15th in total assists (among active players) since entering the league in 2013-14 (3,687 assists).
 - Since he entered the league, Schröder is one of just 10 players to register 3,500 assists, 2,000 rebounds and 800 3-pointers, joining **Stephen Curry, James Harden, Jrue Holiday, LeBron James, Damian Lillard, Kyle Lowry, Chris Paul, Mike Conley** and **Russell Westbrook**.
- **INTL STAGE:** Schröder helped lead Germany to a gold medal at this past summer's FIBA World Cup, earning MVP honors in the process. He's one of six active German players in the NBA, joining New York's **Isaiah Hartenstein**, Dallas' **Maxi Kleber**, L.A. Clippers' **Daniel Theis** and Orlando's **Franz Wagner** and **Moe Wagner**.
 - Schröder is the first German native to suit up for the Nets.

PLAYER	PTS	ASTS	DATE/OPP
James Harden	32	14	1/16/21 vs. ORL
Kelvin Ransey	16	10	11/1/83 vs. CLE
Dennis Schröder	15	12	2/10/24 vs. SAS
Deron Williams	14	12	2/25/11 at SAS

LONNIE IN THE BACKCOURT

- **Lonnie Walker IV** is averaging 9.6 ppg (.422 FG, .393 3FG, .763 FT), 2.1 rpg and 1.2 apg in 16.9 mpg in 56 games this season.
- **DOUBLE FIGURES:** Walker IV has scored in double figures in 26 of his 56 appearances this season (all off the bench).
 - The 25-year-old Walker reached double digits in a **career-long eight straight games, which also marked the longest streak of double-digit scoring games for a Net off the bench to start a season in franchise history.**
- **PACING AHEAD:** See the chart for a comparison of key stats for Walker IV: this season, last season and the first five seasons of his career (2018-23). ----->
- **SEASON-BY-SEASON:** **Lonnie Walker IV** has attempted 200+ 3-pointers in each of the last four seasons (2020-24). See the chart for a look at Walker's 3FGM-3FGA and 3FG % across the last four seasons. (**below**)

SEASON	TEAM	3FGM-3FGA	3FGM/GM	3FGA/GM	3FG %
2023-24	Nets	101-of-257	1.8	4.6	.393
2022-23	Lakers	91-of-249	1.6	4.4	.365
2021-22	Spurs	111-of-353	1.6	5.0	.314
2020-21	Spurs	100-of-282	1.7	4.7	.355

- **NETS HISTORY:** See the chart for the most 3-pointers made by a Net off the bench in a season in franchise history (**below**).

PLAYER	3FGM	SEASON	PLAYER	3FGM	SEASON
Joe Harris	118	2017-18	Lonnie Walker IV	101	2023-24
Spencer Dinwiddie	116	2018-19	DeMarre Carroll	94	2018-19
Mirza Teletovic	115	2013-14	Bostjan Nachbar	94	2007-08
Bostjan Nachbar	109	2006-07	Jarvis Hayes	93	2008-09
Landry Shamet	105	2020-21	Quincy Acy	90	2017-18

STAT	23-24	22-23	18-23
GAMES	56	56	264
MPG	16.9	23.2	21.0
PPG	9.6	11.7	9.9
FG %	.422	.448	.422
EFF FG %	.531	.534	.497
3FGM-3FGA	1.8 – 4.6	1.6 – 4.4	1.3 – 3.8
3FG %	.393	.365	.349
SPG	0.5	0.5	0.5
RPG	2.1	1.9	2.3
APG	1.2	1.1	1.5
OFF. RATING	111.9	108.8	
DEF RATING	111.6	116.1	
NET RATING	0.3	-7.3	
USG RATE	.236	.198	

NETS QUICK HITS

NIC CLAXTON

➤ Nic Claxton recorded single season career highs in all major statistical categories in 2022-23.

- See the chart for Claxton's stats from this season, last season and his first three seasons combined (**bold = career-high**).

➤ See the chart for the highest rpg Clax has recorded in a month in his career. ----- >

➤ For the season, Claxton is averaging 11.9 ppg (.629 FG), 9.9 rpg (2.7 orpg), 2.0 apg and 2.0 bpg in 29.8 mpg.

- Claxton is third in the league in total blocks since the start of last season (328), trailing only **Brook Lopez** (371).
- See the chart for a look at the players to register the highest rpg this season (**left**) and most double-doubles (**center**) and most bpg (**right**) from the 2019 NBA Draft class.
- Among players who weren't drafted in the first round, Claxton's 9.9 rpg ranks second in the league, trailing only **Nikola Jokic's** 12.4 rpg – *min. 30 games played*.
- Claxton also ranks second in double-doubles among players not drafted in the first round (Jokic – 64) and leads the league in bpg among players not drafted in the first round.

RPG (ORPG)	MONTH
11.1 (2.9)	Jan. 2024
10.5 (2.9)	Dec. 2023
10.2 (2.6)	Jan. 2023
10.1 (2.1)	March 2023
10.0 (2.7)	March 2024
9.2 (2.3)	Feb. 2023

STAT	23-24	22-23	19-22
GAMES	68	76	94
STARTS	68	76	20
MPG	29.8	29.9	18.7
PPG	11.9	12.6	7.3
FG %	.629	.705	.646
RPG	9.9	9.2	5.0
ORPG	2.7	2.4	1.6
BPG	2.0	2.5	1.1
DBL-DBL	29	28	5
10+ PTS	48	53	31
10+ REBS	38	33	5
REB %	.162	.155	

PLAYER	TEAM	PICK	RPG	PLAYER	TEAM	PICK	DBL-DBLS	PLAYER	TEAM	PICK	BPG
Nic Claxton	Nets	31	9.9	Nic Claxton	Nets	31	29	Daniel Gafford	Mavs	38	2.1
Daniel Gafford	Mavs	38	7.7	Daniel Gafford	Mavs	38	15	Nic Claxton	Nets	31	2.0
Zion Williamson	Pelicans	1	5.8	Zion Williamson	Pelicans	1	12	Goga Bitadze	Magic	18	1.2
P.J. Washington	Mavs	12	5.6	Keldon Johnson	Spurs	29	9	P.J. Washington	Mavs	12	0.8
Keldon Johnson	Spurs	29	5.5	Darius Garland	Cavs	5	6	Matisse Thybulle	Blazers	20	0.8

- Claxton has joined **Kris Humphries** (two seasons, 2010-12), **Derrick Coleman** (five seasons, 1990-95), **Buck Williams** (eight seasons, 1981-89) and **Bernard King** (two seasons, 1977-79) as the only players in Nets history to record 25+ points/rebounds double-doubles in consecutive seasons.
- BLKS & STLs**: Claxton totaled 189 blocks and 65 steals last season, joining **Jaren Jackson Jr.** (also 189 blocks and 65 steals) as the only players in the league to register 150+ blocks and 50+ steals in 2022-23.

- Claxton became the third player in franchise history to record 150+ blocks and 50+ steals in a season, joining **George Johnson** (1977-78, 1978-79 and 1979-80) and **Darryl Dawkins** (1982-83).

➤ **WELL-ROUNDED**: Claxton averaged 12.6 ppg (.705 FG), 9.2 rpg and 2.5 bpg in 29.9 mpg last season. *He's the first player in NBA history to reach those ppg/FG %/rpg/bpg totals in a single season.*

- Claxton was one of just two players last season to average 10.0+ ppg, 9.0+ rpg and 2.0+ bpg, joining **Anthony Davis**.

➤ **FROM THE FIELD**: Claxton posted the seventh qualifying season of .700+ FG % in NBA history in 2022-23, joining **Rudy Gobert** (2021-22), **Mitchell Robinson** (2019-20), **DeAndre Jordan** (2016-17, 2015-16 and 2014-15) and **Wilt Chamberlain** (1972-73).

- In 2022-23, Claxton shot .777 (**349-of-449**) in the restricted area, while also shooting **62-of-129** (.481) in the paint (non-restricted area).
- In his first three seasons combined (2019-22), Claxton shot **28-of-91** (.308) in the paint (non-restricted area).
- Gobert (**20-of-58**), Robinson (**4-of-11**) and Jordan (**15-of-40** in '16-17, **11-of-42** in '15-16 and **9-of-23** in '14-15) combined to shoot **59-of-174** (.339) in the paint (non-restricted area) in their .700+ FG % seasons (*note: shot location data is not available for Chamberlain*).

➤ **NETS HISTORY**: See the chart for the most blocks recorded by a Net in a season all-time (**left**) and the highest bpg posted in a season by a Net (**right**). – franchise NBA history. ----- >

➤ **MULTI-BLOCK STANDOUT**: Claxton posted 55 multi-block games last season, setting a single season Nets record.

- His 55 multi-block games were the most for a player in a season since **Rudy Gobert** totaled 56 in the 2018-19 season.
- Among players 23 and under, Claxton notched the most multi-block games in a season since a 22-year-old Gobert in 2014-15 (56).
- Among players 23 and under, Claxton's 2.5 bpg were the highest for a player since **Myles Turner** averaged 2.7 bpg in his age-22 season for Indiana in the 2018-19 season.

PLAYER	BLKS	SEASON	PLAYER	BPG	SEASON
George Johnson	274	1977-78	Shawn Bradley	4.0	1996-97
George Johnson	258	1979-80	Shawn Bradley	3.7	1995-96
George Johnson	253	1978-79	George Johnson	3.4	1977-78
Shawn Bradley	250	1995-96	George Johnson	3.2	1978-79
Nic Claxton	189	2022-23	George Johnson	3.2	1979-80
Chris Dudley	179	1990-91	Chris Dudley	2.5	1990-91
Shawn Bradley	160	1996-97	Nic Claxton	2.5	2022-23

➤ **DBL-DBLS**: See the chart for the most points/rebounds double-doubles recorded by a player 23 years old and younger last season (*Claxton turned 24 on 4/17/23*). ----- >

- Claxton notched a **league-leading** 18 double-doubles with three or more blocks last season, surpassing **Derrick Coleman** (16 in the 1992-93 season) for the most double-doubles with three or more blocks in a season in Nets history.

PLAYER	TEAM	AGE	DBL-DBLS
Nic Claxton	Nets	23	28
Alperen Şengün	Rockets	20	28
Evan Mobley	Cavs	21	24

NETS QUICK HITS

SHARPE IN THE MIDDLE

- **Day'Ron Sharpe** reached double figures in a *career-long five straight games* from 12/22 – 12/29, registering averages of 11.4 ppg (.742 FG), 7.4 rpg (3.2 orpg), 3.0 apg and 1.8 bpg in 18.6 mpg over that span
- **PICK & ROLL**: Across 68 possessions as the roll man in pick-and-roll actions, Sharpe averages 1.35 points per possession (83.4 percentile) *which ranks tied for 13th in the league among 76 players with at least 50 such possessions.*
- **YOUTH MOVEMENT**: Sharpe is third in the league among players age 22 and under in offensive rebounds per game (2.6), trailing only Detroit's **Jalen Duren** (3.2) and Houston's **Alperen Sengun** (2.9) – *min. 20 games played.*
 - The other two players are averaging 29.0+ mpg.
 - See the chart for the most double digit rebound games recorded by a Net age 22 and under off the bench in a season in franchise history. ----- >
 - All players on the Nets in the 2022-23 season combined to record 10+ rebounds off the bench five times (two for Sharpe, two for **Royce O'Neale** and one for **Ben Simmons**).
- **PER 36**: Sharpe is second in the league in rebounds/36 minutes (15.1), trailing **Andre Drummond** (18.9).
 - He's third in offensive rebounds/36 minutes (6.2), trailing Drummond (7.1) and **Clint Capela** (6.5).
- Sharpe is one of four players NBA history to average more than 2.0 orpg in fewer than 15.0 mpg (min. 100 GP). ----- >
- **SEASON-BY-SEASON**: See the chart for key stats by season for Sharpe and significant improvements he's made this season. ----- >
 - **Sharpe has established single-season career-high totals in points (409), FGM-FGA (165-of-288), FTM-FTA (75-of-123), rebounds (381), assists (84), steals (24), blocks (42) and minutes (909).**
- **DIMES**: Sharpe averaged 2.2 apg in December, easily the highest apg in a month in his career (previous high: 1.5 apg in Jan. 2023).
- See the chart for the players with the most double doubles off the bench this season. (**below right**)
 - Sharpe has the most double doubles off the bench by a Net in a single season since **DeAndre Jordan** recorded 10 in 2019-20.

PLAYER	#	SEASON
Day'Ron Sharpe	13	2023-24
Cliff T. Robinson	10	1979-80
Terrence Williams	7	2009-10
Cliff T. Robinson	6	1980-81
Jarrett Allen	5	2020-21

PLAYER	ORPG	MPG	GAMES	SEASONS
Jerome Lane	2.6	14.7	218	1988-93
Day'Ron Sharpe	2.4	13.2	140	2021-present
Michael Ansley	2.1	14.4	149	1989-92
Earl Williams	2.1	12.9	146	1974-79

STAT	23-24	22-23	21-22
GAMES	60	48	32
MPG	15.2	11.5	12.2
PPG	6.8	4.7	6.2
RPG	6.4	4.2	5.0
APG	1.4	0.8	0.5
REB %	.198	.179	.198
OREB %	.162	.168	.197
DREB %	.234	.190	.198
OFF RATING	112.6	110.3	115.6
DEF RATING	108.1	119.0	108.8
NET RATING	4.5	-8.8	6.9
DBL-DBLS	6	2	2

PLAYER	TEAM	DBL-DBLS
Bobby Portis	Bucks	15
Andre Drummond	Bulls	10
Day'Ron Sharpe	Nets	6
Russell Westbrook	Clippers	5
Jordan Clarkson	Jazz	5

DSJ ON BOTH ENDS

- Since the start of December (45 games played), **Dennis Smith Jr.** has averaged 6.8 ppg, 3.1 rpg, 3.7 apg and 1.4 spg in 19.4 mpg.
 - **Smith Jr. is tied for second in the league in steals off the bench (63).**
- **ON D**: Charlotte's defense last season was 10.7 points per 100 possessions better with Smith Jr. on the court last season – his on/off 'defensive impact' ranked as the second-best in the league among players to log at least 1,000 minutes.
- **DEF RATING**: Among 211 players to appear in 50+ games and play 20.0+ mpg last season, **Smith's defensive rating (106.2) was the best mark in the NBA**, narrowly topping **Alex Caruso** (106.5), Defensive POY **Jaren Jackson Jr.** (106.6), **Brook Lopez** (106.6) and **Jevon Carter** (107.2) – *per NBA.com/stats.*
- **DPM**: See the chart for the league leaders in Defensive Plus-Minus last season. ----- >
 - 'Defensive Plus-Minus' (DPM) is a plus-minus metric that measures the difference per 100 possessions in points allowed with a player on the court vs. off the court (a good indication of a player's overall defensive value).

PLAYER	TEAM	DPM
Alex Caruso	Bulls	+4.1
Dennis Smith Jr.	Hornets	+3.8
OG Anunoby	Raptors	+3.3
Draymond Green	Warriors	+3.0
Jaren Jackson Jr.	Grizzlies	+3.0

NETS QUICK HITS

CAM JOHNSON IN BROOKLYN

- **THIS SEASON:** Through 57 games, **Cam Johnson** is averaging career bests in rpg (4.4), orpg (1.0), apg (2.4).
- **ACQUIRED:** The Nets acquired Johnson on 2/9/23 from Phoenix. In four seasons with Phoenix, Johnson averaged 10.7 ppg (.444 FG, .396 3FG, .840 FT), 3.6 rpg and 1.4 apg in 24.3 mpg in 200 games (52 starts).
- **ASCENDING:** See the chart for a look at Johnson's season-by-season ppg improvements. ----- >
 - **Last season, Johnson set career highs in ppg (15.5), spg (1.2) and mpg (28.6).**
 - In 25 games as a Net, Johnson averaged 16.6 ppg, 4.8 rpg, 2.1 apg and 1.4 spg in 30.8 mpg.
- **FROM DEEP:** See the chart for a look at the highest 3FG % recorded across the last two seasons (2021-23) – min. 500 attempts. ----- >
- **SIXTH MAN:** In the 2021-22 season, Johnson averaged 12.5 ppg, 4.1 rpg and 1.5 apg in 25.3 mpg, shooting .460 FG %, .425 3FG % (fourth in the league) and a career-high .860 FT %, finishing third in the league's Sixth Man of the Year voting, trailing only **Tyler Herro** and **Kevin Love**.

SEASON	PPG	INCR
2019-20	8.8	--
2020-21	9.6	+0.8
2021-22	12.5	+2.9
2022-23	15.5	+3.0

PLAYER	TEAM(S)	3FG %
Luke Kennard	MEM/LAC	.467
Tyrese Maxey	PHI	.431
Desmond Bane	MEM	.424
Doug McDermott	SAS	.417
Cam Johnson	BKN/PHX	.416

SIMMONS IN THE BACKCOURT

- **1/29 vs. UTA:** In his return from a 38-game injury absence, Simmons registered 10 points (5-of-5 FG) to go with eight boards (five offensive), a season-high 11 assists (0 turnovers), a steal and a block in 18 minutes off the bench (+27) on 1/29 vs. Utah.
 - **He's the first player in NBA history to record 10+ points, 10+ assists and five-plus rebounds in 18 minutes played or less.**
 - He's the first Net since Kidd (13 points, 11 assists, five offensive rebounds on 4/13/07) to record a points/assists double-double with five offensive rebounds.
 - He's the first player in the league this season to notch a points/assists double-double with no turnovers off the bench.
 - He joined **Nikola Jokic** (10/20/18 vs. Phoenix) as the first two players in NBA history to record 10+ points, more than five rebounds, 10+ assists, no turnovers and not miss a shot from the field.
 - See the chart for the only points/assists double-doubles with perfect shooting in Nets NBA history. ----- >
- **DISHING:** Brooklyn has recorded 30+ assists 14 times this season: eight times with Simmons in the lineup (15 games played).
- **FASTBREAKING:** Brooklyn has tallied 20+ fastbreak points in nine of 15 games Simmons has played in.
- **'23-24:** Through 15 games this season, Simmons registered averages of 6.1 ppg (.581 FG), 7.9 rpg (2.1 orpg) and 5.7 apg (1.8 tov) in 23.9 mpg, recording 10+ rebounds five times, 10+ assists once and three double-doubles (two points/rebounds, one points/assists).

PLAYER	DATE	OPP	PTS	ASTS	FG-FGA
Ben Simmons	1/29/24	vs. UTA	10	11	5-of-5
Foote Walker	1/9/82	at PHI	15	11	6-of-6

BATES-DIOP TO BROOKLYN

- **Keita Bates-Diop** joined Brooklyn on 2/8/24 via trade from the Phoenix Suns.
 - The 28-year-old has played six seasons with Minnesota (2018-20), Denver (2019-20), San Antonio (2020-23) and Phoenix (2023-24) with career averages of 6.2 ppg and 3.1 rpg over 16.7 mpg in 269 contests (67 starts).
 - In 39 games (eight starts) with the Suns this season, Bates-Diop tallied 4.5 ppg and 2.6 rpg in 15.3 mpg.
 - He posted a career year with San Antonio in 2022-23. See the chart for a look at the career-best marks Bates-Diop set last season with the Spurs. ----- >
- Bates-Diop was picked 48th overall in the 2018 NBA Draft by Minnesota after four years at Ohio State University where he earned consensus All-America and All-Big Ten First Team honors and a selection as Big Ten Player of the Year in as a redshirt junior with the Buckeyes.

STAT	#
PPG	9.7
3FG %	.394
APG	1.5
SPG	0.7
MPG	21.7

JALEN WILSON INKS MULTI-YEAR DEAL

- Rookie **Jalen Wilson** signed a multi-year contract with the Nets on 3/1/24 after joining on a two-way contract last summer.
 - In 40 appearances (three starts) with Brooklyn this season, Wilson is averaging 4.8 ppg, 2.7 rpg and 1.1 apg while shooting .438 FG %, .349 3FG % and .818 FT %.
 - He was featured in 11 regular season games (all starts) this season with the Nets' NBA G League affiliate, the Long Island Nets, where he posted averages of 19.0 ppg, 7.5 rpg and 3.6 apg in 35.0 mpg.
 - Brooklyn selected the Denton, Texas, native 51st overall in the second round of the 2023 NBA Draft. The 23-year-old spent four years at the University of Kansas (2019-23) where he was a consensus All-America First Team selection and unanimous Big 12 Player of the Year honoree in 2023. In 2022, Wilson was an All-Big 12 Third Team choice and helped lead the Jayhawks to a national championship.

NETS QUICK HITS

THE ROOKS

- The Nets boast a three-player rookie class in 2023-24 – forward/center **Noah Clowney** (21st pick), guard/forward **Dariq Whitehead** (22nd pick) and forward **Jalen Wilson** (51st pick – signed to a two-way contract).
 - See the chart for a look at the youngest players on opening night rosters for this season. ----- >
- See the chart for the youngest players on the Nets' roster for the opening game of the season in franchise history. ----- >

PLAYER	AGE ON 10/25	2023 DRAFT	TEAM
G.G. Jackson	18 yrs, 312 days	45th pick	Grizzlies
Dariq Whitehead	19 yrs, 85 days	22nd pick	Nets
Bilal Coulibaly	19 yrs, 91 days	7th pick	Wizards
Noah Clowney	19 yrs, 103 days	21st pick	Nets
Cam Whitmore	19 yrs, 109 days	20th pick	Rockets

TWO-WAY NETS

- **Jacob Gilyard** signed a two-way deal with Brooklyn on March 2 after spending the first portion of the 2023-24 season with Memphis.
 - The 25-year-old spent five seasons (2017-22) at the University of Richmond where he tallied 466 career steals – ending his tenure as the NCAA Division I all-time steals leader.
- **Keon Johnson** signed a two-way deal with Brooklyn on Nov. 1 after spending the preseason with Phoenix (waived on Oct. 23).
 - The University of Tennessee product spent his first two NBA seasons with the LA Clippers (2021-22) and the Portland Trail Blazers (2022-23). He holds career averages of 5.9 ppg, 1.6 rpg, 1.8 apg in 14.4 mpg.
- **Jaylen Martin** signed a two-way contract with the Nets on Feb. 21 after spending the first portion of the 2023-24 season with the Westchester Knicks of the NBA G League.
 - In 15 regular season games (eight starts) with Westchester this season, he averaged 15.0 ppg, 4.5 rpg and 1.6 apg in 27.9 mpg.
 - Martin is a Tallahassee, Fla., native and played with Overtime Elite prior to going undrafted in the 2023 NBA Draft

PLAYER	AGE	DEBUT	OPP	SEASON
Dariq Whitehead	19 yrs, 85 days	10/25/23	vs. CLE	2023-24
Noah Clowney	19 yrs, 103 days	10/25/23	vs. CLE	2023-24
Derrick Favors	19 yrs, 104 days	10/27/10	vs. DET	2010-11
Dzanan Musa	19 yrs, 162 days	10/17/18	@ DET	2018-19
Jarrett Allen	19 yrs, 180 days	10/18/17	@ IND	2017-18
Cliff T. Robinson	19 yrs, 213 days	10/12/79	vs. CLE	1979-80
Day'Ron Sharpe	19 yrs, 347 days	10/19/21	@ MIL	2021-22

STOCKPILING ASSETS

- See the chart for Brooklyn's draft capital for the next six drafts. -- >
 - Note: The Nets do not currently have a pick in 2024.
 - * - Houston can swap with Brooklyn.
 - ^ - Brooklyn can swap with Phoenix.
- See the chart (**below right**) for the teams with the most first round picks from 2024-30:

YEAR	1ST RD	2ND RD
2025	BKN*, PHX	MIA (protected 31-37)
2026	N/A	BKN, least fav of DET/ORL/MIL
2027	BKN*, PHX, PHI (protected 1-8)	N/A
2028	BKN^	BKN, MEM
2029	BKN, DAL, PHX	BKN, DAL, MEM
2030	BKN	BKN
TOTAL	10	9

TEAM	#
OKC	14
Utah	13
San Antonio	12
New York	11
Brooklyn	10

NETS QUICK HITS

BUILDING THE ROSTER

- See the chart for a look at the breakdown of longevity among current Nets players.

- **Ben Simmons** was acquired in a trade with Philadelphia at the 2022 deadline but didn't appear in a game during the 2021-22 season.
- *'NBA yrs' include seasons played – Simmons has been on an NBA roster for eight seasons (missed the '16-17 and '21-22 seasons).*

PLAYER	NBA YRS	NETS YRS	PLAYER	NBA YRS	NETS YRS
Nic Claxton	5th	5th	Lonnie Walker IV	6th	1st
Cam Thomas	3rd	3rd	Keita Bates-Diop	6th	1st
Day'Ron Sharpe	3rd	3rd	Trendon Watford	3rd	1st
Dorian Finney-Smith	8th	2nd	Keon Johnson	3rd	1st
Mikal Bridges	6th	2nd	Jacob Gilyard	2nd	1st
Ben Simmons	6th	2nd	Noah Clowney	1st	1st
Cam Johnson	5th	2nd	Jaylen Martin	1st	1st
Dennis Schröder	11th	1st	Dariq Whitehead	1st	1st
Dennis Smith Jr.	7th	1st	Jalen Wilson	1st	1st

1ST RD - LOTTERY	1ST RD – NON-LOTTERY	2ND RD	UNDRAFTED
Simmons (#1) – 2016	Walker IV (#18) – 2018	Claxton (#31) – 2019	Finney-Smith – 2016
Smith Jr. (#9) – 2017	K. Johnson (#21) - 2021	Bates-Diop (#48) - 2018	Watford – 2021
Bridges (#10) – 2018	Clowney (#21) – 2023	Wilson (#51) – 2023	Gilyard - 2022
C. Johnson (#11) – 2019	Whitehead (#22) – 2023		Martin - 2023
Schröder (#17) - 2013	Thomas (#27) – 2021		
	Sharpe (#29) – 2021		

COMING & GOING

- See the chart for the players Brooklyn added this offseason (**left**) and the players who departed (**right**).

PLAYER	ACQUIRED	PREV TEAM	PLAYER	DEPARTED	NEW TEAM
Dennis Smith Jr.	Free Agent	Hornets	Joe Harris	Trade	N/A
Lonnie Walker IV	Free Agent	Lakers	Patty Mills	Trade	Hawks
Trendon Watford	Free Agent	Blazers	Yuta Watanabe	Free Agent	Grizzlies
Harry Giles III	Free Agent	Clippers	Seth Curry	Free Agent	Hornets
Noah Clowney	Draft	Alabama	Dru Smith	Free Agent	Heat
Dariq Whitehead	Draft	Duke	Edmond Sumner	Free Agent	Europe
Jalen Wilson	Draft	Kansas	David Duke Jr.	Free Agent	Spurs
			RaiQuan Gray	Free Agent	Austin Spurs

NBA DRAFTING

- The Nets selected three players in the 2023 NBA Draft:
 - 21 (via Phoenix) – **Noah Clowney**
 - 22 – **Dariq Whitehead**
 - 51 – **Jalen Wilson**
- See the chart for the players acquired through the draft by Brooklyn since **Sean Marks** became the franchise's GM. ----- >
 - *Italics – draft rights acquired via trade.*

2023	2022	2021	2020
Noah Clowney – 21	None	Cam Thomas – 27	Reggie Perry – 57
Dariq Whitehead – 22		Day'Ron Sharpe – 29	
Jalen Wilson – 51		Kessler Edwards – 44	
		Marcus Zegarowski – 49	
		RaiQuan Gray – 59	
2019	2018	2017	2016
Nic Claxton – 31	Dzanan Musa – 29	Jarrett Allen – 22	Caris LeVert – 20
	Rodions Kurucs – 40	Aleksandar Vezenkov – 57	Isaiah Whitehead – 42

YOUTH MOVEMENT – 2023-24 SEASON

- See the chart for the Nets' roster average age for the team's opening game in each of the last five seasons and where that ranked (oldest/youngest) in the league (*research aided by Elias*). ----- >
 - **The Nets are the only team in the league to go from a top-10 oldest roster to start last season to a top-10 youngest roster to start this season (via Elias).**
 - The Nets were one of six teams to have a top-10 oldest roster in the league in each of the previous four seasons, joining the Bucks, Clippers, Heat, Lakers and Mavs.
 - **This is the youngest age of a Nets' roster to start a season since the team has been in Brooklyn (2012-23).**

SEASON	AVG AGE	OLD/YOUNG
2023-24	25.2	9th-youngest
2022-23	27.6	6th-oldest
2021-22	26.7	7th-oldest
2020-21	28.4	3rd-oldest
2019-20	26.4	6th-oldest

NETS QUICK HITS

COLLEGE NOTES

- **Nic Claxton** is one of three Georgia players on an NBA roster, joining Minnesota's **Anthony Edwards** and Denver's **Kentavious Caldwell-Pope**.
 - Claxton is one of five Georgia players to suit up for the Nets, joining **Tim Bassett** (1975-79 – '75-76 was the Nets' last ABA season), **Vern Fleming** (1995-96), **Sundiata Gaines** (2010-12) and **Jarvis Hayes** (2008-10).
- **Dorian Finney-Smith** is one of four University of Florida players to play for the Nets, joining **Chris Chiozza** (40 games from 2019-21), **Donnell Harvey** (three games in 2004-05) and **Dwayne Schintzius** (78 games from 1992-95).
- **Noah Clowney** is the fifth Alabama player to suit up for the Nets, joining **David Benoit** (1997-98), **Donta Hall** (five games in 2019-20), **Eddie Phillips** (1982-83) and **Gerald Wallace** (2012-13).
- **Jalen Wilson** is the eighth Kansas player to suit up for the Nets, joining **Markieff Morris** (2022-23), **Paul Pierce** (2013-14), **Thomas Robinson** (2015-16), **Tyshawn Taylor** (2012-14), **Billy Thomas** (2004-05, 2007-08), **Jacque Vaughn** (2004-06) and **Rex Walters** (1993-95).
- **Keon Johnson** is the fourth Tennessee player to play for the Nets, joining **Bernard King** (1977-79, 1992-93), **Reggie Johnson** (1983-84) and **C.J. Watson** (2012-13).
- **Dennis Smith Jr.** is the fifth NC State player to suit up for the Nets, joining **Chucky Brown** (1992-93), **Dennis Horner** (eight games in 2011-12), **Charles Shackleford** (1988-90) and **T.J. Warren** (2022-23).
- **Lonnie Walker IV** is the third Miami (FL) player to suit up for the Nets, joining **Bruce Brown** (2020-22) and **Shane Larkin** (2015-16).
 - *Miami alum, Rick Barry, played for the Nets, but only in the ABA.*
- **Keita Bates-Diop** is the fifth Ohio state alumnus to suit up for the Nets, joining **Dennis Hopson** (1987-90), **Jim Jackson** (31 games in 1997), **Kelvin Ransey** (1983-86) and **D'Angelo Russell** (2017-19).
- **Jacob Gilyard** would be the second Richmond alum to play for the Nets, joining **Johnny Newman** (1993-94, 1999-01)
- The Nets have three LSU players on their roster: **Ben Simmons** (2015-16), **Cam Thomas** (2020-21) and **Trendon Watford** (2019-21).
 - Thomas and Watford were teammates on the 2020-21 LSU team, which lost to Alabama in the SEC championship game and advanced to the NCAA Tournament, falling short against Michigan in the second round.
 - Thomas was the team's leading scorer (23.0 ppg) and Watford was the second leading scorer (16.3 ppg).

HIGH SCHOOL NOTES

- The Nets have three Montverde (Fla.) Academy alums on the roster: **Ben Simmons** (class of '15), **Day'Ron Sharpe** (class of '20) and **Dariq Whitehead** (class of '22).
 - Sharpe and Whitehead were teammates on Montverde's 2019-20 team.
 - See the chart for a look at highlights from the '19-20 roster. ----- >
- **Cam Thomas** spent his last two high school seasons (2018-20) at Oak Hill (Va.) Academy. He teamed up with Orlando's **Cole Anthony** during his junior season (Anthony's senior season) in 2018-19.

PLAYER	DRAFT	TEAM
Cade Cunningham	1st – 2021	Pistons
Scottie Barnes	4th – 2021	Raptors
Moses Moody	14th – 2021	Warriors
Dariq Whitehead	22nd – 2023	Nets
Day'Ron Sharpe	29th – 2021	Nets
Caleb Houston	32nd – 2022	Magic

COUNTRY PLAYERS

Canada	26
France	14
Australia	9
Serbia	7
Germany	6

INTERNATIONAL & STATE NOTES

- **Ben Simmons** and **Dennis Schröder** are Brooklyn's lone international players on the current roster.
 - See the chart for the countries (outside the US) that boast the most players on opening day rosters.
- Schröder is the first German-born member of the Nets. Simmons is joined by **Mitch Creek** and **Patty Mills** as the only Australians to play for the Nets.
- See the chart for a look at states that Nets players grew up in ----- >

PLAYERS	STATE	#
Mikal Bridges, Cam Johnson, Lonnie Walker IV	PA	3
Day'Ron Sharpe, Dennis Smith Jr.	NC	2
Nic Claxton, Noah Clowney	SC	2
Dorian Finney-Smith, Cam Thomas	VA	2
Keita Bates-Diop	IL	1
Jalen Wilson	TX	1
Jacob Gilyard	MO	1
Keon Johnson	TN	1
Jaylen Martin	FL	1
Trendon Watford	AL	1
Dariq Whitehead	NJ	1

BROOKLYN JERSEY NUMBERS

- **Dorian Finney-Smith** is the fourth Net to wear #28, joining **Jerry Smith** (2011-12), **Kaniel Dickens** (2004-05) and **Darnell Hillman** (1977-78).
- **Dariq Whitehead** is the 16th Net to wear #0. 13 of the 16 have worn the number as Brooklyn Nets (2012-present).
 - #0 was the most commonly worn number in the NBA in the 2022-23 season (28 players wore it), narrowly topping #11 (27), #8 (26) and #3 (25) and #5 (25).
- **Dennis Schröder** is the sixth player in Nets' NBA history to wear #17 and is the first since **Garrett Temple** (2019-20).

NETS 2023-24 CUMULATIVE STATS

Brooklyn Nets Record (W-L) : 31-48 Home (W-L) : (19-21) Away : (12-27)

					3-POINT					----- REBOUNDS -----								
NO	PLAYER	GP-GS	MIN	FGM-FGA	FG%	FGM-FGA	FG%	FTM-FTA	FT%	OFF	DEF	TOT/AVG	AST	PF-DQ	STL	TO	BLK	PTS/AVG
24	Thomas, C	63-48	1974:39	499 - 1130	44.2	132-370	35.7	270 - 317	85.2	27	179	206/3.3	184	131-1	45	117	15	1400/22.2
1	Bridges, M	79-79	2782:36	556 - 1269	43.8	214-574	37.3	256 - 315	81.3	67	300	367/4.6	292	114-0	81	163	29	1582/20.0
17	Schroder, D	28-24	891:14	149 - 350	42.6	59-140	42.1	46 - 59	78.0	15	80	95/3.4	166	55-0	15	69	9	403/14.4
2	Johnson, C	57-47	1572:16	272 - 611	44.5	137-349	39.3	82 - 105	78.1	55	193	248/4.4	137	101-0	48	55	15	763/13.4
26	Dinwiddie, S	48-48	1473:55	195 - 499	39.1	89-278	32.0	125 - 160	78.1	26	132	158/3.3	288	86-0	38	62	9	604/12.6
33	Claxton, N	68-68	2026:57	353 - 561	62.9	1-5	20.0	105 - 188	55.9	185	490	675/9.9	139	168-1	46	86	139	812/11.9
8	Walker IV, L	56-0	949:00	196 - 464	42.2	101-257	39.3	45 - 59	76.3	11	106	117/2.1	67	68-0	30	49	17	538/9.6
28	Finney-Smith, D	68-56	1934:38	215 - 511	42.1	117-336	34.8	33 - 46	71.7	109	208	317/4.7	107	150-1	56	59	38	580/8.5
00	O'Neale, R	49-6	1202:15	126 - 325	38.8	97-265	36.6	15 - 22	68.2	38	183	221/4.5	137	120-0	32	51	29	364/7.4
45	Johnson, K	4-0	51:03	7 - 19	36.8	4-9	44.4	10 - 10	100	3	2	5/1.3	3	4-0	3	4	1	28/7.0
20	Sharpe, D	60-1	909:27	165 - 288	57.3	4-15	26.7	75 - 123	61.0	157	224	381/6.4	84	130-1	24	68	42	409/6.8
4	Smith Jr., D	56-2	1058:42	147 - 338	43.5	32-109	29.4	43 - 58	74.1	50	114	164/2.9	203	121-2	68	68	12	369/6.6
9	Watford, T	60-0	765:11	151 - 283	53.4	25-62	40.3	68 - 82	82.9	50	116	166/2.8	68	99-1	22	55	18	395/6.6
10	Simmons, B	15-12	358:55	43 - 74	58.1	0-0	0.0	6 - 15	40.0	31	88	119/7.9	86	36-0	12	27	9	92/6.1
21	Clowney, N	20-1	262:27	36 - 68	52.9	9-23	39.1	17 - 25	68.0	20	45	65/3.3	13	21-0	6	10	8	98/4.9
22	Wilson, J	40-3	580:17	67 - 153	43.8	22-63	34.9	36 - 44	81.8	40	69	109/2.7	42	41-0	9	19	2	192/4.8
13	Brooks, A	10-0	104:01	15 - 46	32.6	11-32	34.4	1 - 2	50.0	7	11	18/1.8	5	3-0	1	3	1	42/4.2
14	Giles III, H	16-0	81:15	22 - 44	50.0	3-11	27.3	7 - 13	53.8	12	14	26/1.6	6	15-0	1	6	3	54/3.4
13	Bates-Diop, K	14-0	67:35	8 - 16	50.0	1-5	20.0	6 - 6	100	1	8	9/0.6	4	2-0	3	2	2	23/1.6
0	Whitehead, D	2-0	23:59	1 - 5	20.0	0-3	0.0	1 - 2	50.0	0	4	4/2.0	3	0-0	0	0	1	3/1.5
14	Gilyard, J	2-0	14:54	0 - 2	0.0	0-2	0.0	0 - 0	0.0	0	0	0/0.0	2	2-0	1	0	0	0/0.0
TEAM		GP-GS	MIN	FGM-FGA	FG%	FGM-FGA	FG%	FTM-FTA	FT%	OFF	DEF	TOT/AVG	AST	PF-DQ	STL	TO	BLK	PTS/AVG
Brooklyn Nets		79-395	19085:00	3223 - 7056	45.7	1058-2908	36.4	1247 - 1651	75.5	904	2566	4115/52.1	2036	1467-7	541	1034	399	8751/110.8
TEAM		GP-GS	MIN	FGM-FGA	FG%	FGM-FGA	FG%	FTM-FTA	FT%	OFF	DEF	TOT/AVG	AST	PF-DQ	STL	TO	BLK	PTS/AVG
OPPONENTS		79-395	19085:00	3296 - 6982	47.2	1022-2751	37.2	1353 - 1678	80.6	807	2691	4133/52.3	2018	1443-7	537	1006	395	8967/113.5

CURRENT OPPONENT – TORONTO RAPTORS

COMPARISON

BKN	STATS	TOR
110.8	PPG	112.6
113.5	OPP PPG	118.6
.457	FG %	.473
.472	OPP FG %	.490
13.4	3PM	11.6
36.8	3PA	33.2
.364	3PT %	.349
20.9	FTA	21.5
.755	FT %	.752
43.9	RPG	42.7
25.8	APG	28.8
13.1	TOV	13.9
6.8	SPG	7.8
5.1	BPG	4.8



ALL-TIME SERIES HISTORY

	Record	2023-24
Overall Record	50-61	2-1
Home Record	30-25	1-0
Barclays Record	10-12	1-0
Road Record	20-36	1-1
Overtime Record	5-2	--

ALL-TIME SERIES FACTS VS. TORONTO

Current Streak	Won 1	Most Points Scored	137 points (137-136 3OT) 03/05/11 at NJ (London); 130 points (130-115) 02/13/98 at NJ
Current Home Streak	Won 3	Most Points Allowed	136 points (137-136 3OT) 03/05/11 at NJ (London); 133 points (133-97) 02/28/22 at BKN
Current Road Streak	Won 1	Top Scorer All-Time (Nets)	42 points: Vince Carter, 01/08/06
Longest Win Streak	5 wins: 10/21/22 – 11/28/23	Top Scorer All-Time (Opp.)	42 points: Chris Bosh, 11/21/08
Last Home Win	115-103, 11/28/23	Last Road Win	96-88, 03/25/24
Last Home Loss	133-97, 02/28/22	Last Road Loss	121-93, 02/22/24
Nets Biggest Win	25 points (108-83) 01/15/96 at NJ	Nets Biggest Loss	37 points (106-69) 11/02/07 at NJ

SCHEDULE

2023-24 VS. TORONTO (2-1)

Date	Site	Time (ET)/Result
11/28/23	at BKN	115-103 (W)
02/22/24	at TOR	121-93 (L)
03/25/24	at TOR	96-88 (W)
04/10/24	at BKN	7:30 PM

2022-23 VS. TORONTO (4-0)

Date	Site	Result
10/21/22	at BKN	109-105 (W)
11/23/22	at TOR	112-98 (W)
12/02/22	at BKN	114-105 (W)
12/16/22	at TOR	119-116 (W)

CONNECTIONS

Nets guard **Dennis Schröder** spent part of one season as a member of the Raptors (2023-24)... Raptors guard/forward **Bruce Brown** spent two seasons with the Nets (2020-22)... Raptors guard/forward **Garrett Temple** played for the Nets for one season (2019-20)... Nets forward **Keita Bates-Diop** played with Raptors center **Jakob Poeltl** for two-plus seasons on the Spurs (2020-23)... Raptors assistant coach **Jim Sann** was an assistant coach/advance scout with the Nets for three seasons (2013-16) and was an assistant coach/coach associate with the Nets for five seasons (2005-10)... Nets general manager **Sean Marks** played with the Raptors for the first two seasons of his NBA career after being acquired from the Knicks on draft night (1998-00)... Nets center **Day'Ron Sharpe** and guard **Dariq Whitehead** and Raptors guard/forward **Scottie Barnes** were teammates for one year at Montverde Academy in Florida (2019-20)... Nets two-way forward **Jalen Wilson** and Raptors guard **Ochai Agbaji** were teammates for three seasons at the University of Kansas (2019-22) and won a national championship together in 2022; Wilson was also college teammates with Raptors guard/forward **Grady Dick** at Kansas (2022-23)... Nets guard **Dennis Smith Jr.** played part of one season alongside Raptors forward **Jalen McDaniels** in Charlotte (2022-23); McDaniels spent four-plus seasons in Charlotte, and Nets assistant coach **Jay Hernandez** was on the Hornets coaching staff for that duration (2019-23)... Nets guard **Lonnie Walker IV** spent four seasons as teammates with Raptors center **Jakob Poeltl** in San Antonio (2018-22); Walker was teammates with Raptors guard/forward **Bruce Brown** for one season at the University of Miami (2017-18)... Nets guard **Dennis Smith Jr.** was teammates with Raptors guard/forward **RJ Barrett** for one-plus seasons on the Knicks (2019-21)... Raptors two-way guard **Markquis Nowell** was born in Harlem N.Y. and attended Bishop Loughlin Memorial High School in Brooklyn for two years of high school.

NEXT OPPONENT – NEW YORK KNICKS

COMPARISON

BKN	STATS	NYK
110.8	PPG	112.5
113.5	OPP PPG	108.0
.457	FG %	.464
.472	OPP FG %	.469
13.4	3PM	13.2
36.8	3PA	35.9
.364	3PT %	.359
20.9	FTA	22.0
.755	FT %	.779
43.9	RPG	45.3
25.8	APG	24.3
13.1	TOV	13.2
6.8	SPG	7.5
5.1	BPG	4.1



ALL-TIME SERIES HISTORY

	Record	2023-24
Overall Record	107-106	0-3
Home Record	63-43	0-2
Barclays Record	15-9	0-2
Road Record	44-63	0-1
Overtime Record	3-5	--

ALL-TIME SERIES FACTS VS. NEW YORK

Current Streak	Lost 5	Most Points Scored	126 points (126-121) 03/13/87 at NYK; (126-117) 02/16/85 at NYK
Current Home Streak	Lost 2	Most Points Allowed	142 points (142-118) 03/01/23 at NYK
Current Road Streak	Lost 3	Top Scorer All-Time (Nets)	53 points: Kevin Durant, 03/13/22
Longest Win Streak	11 wins: 02/25/84 – 03/01/86	Top Scorer All-Time (Opp.)	60 points: Bernard King, 12/25/84
Last Home Win	122-115, 01/28/23	Last Road Win	110-98, 04/06/22
Last Home Loss	108-103, 01/23/24	Last Road Loss	105-93, 03/23/24
Nets Biggest Win	29 points (105-76) 02/26/03 at NJ	Nets Biggest Loss	32 points (125-93) 12/19/87 at NYK

SCHEDULE

2023-24 VS. NEW YORK (0-3)

Date	Site	Time (ET)/Result
12/20/23	at BKN	121-102 (L)
01/23/24	at BKN	108-103 (L)
03/23/24	at NYK	105-93 (L)
04/12/24	at NYK	7:30 PM

2022-23 VS. NEW YORK (2-2)

Date	Site	Result
11/09/22	at BKN	112-85 (W)
01/28/23	at BKN	122-115 (W)
02/13/23	at NYK	124-106 (L)
03/01/23	at NYK	142-118 (L)

CONNECTIONS

Nets guard **Dennis Smith Jr.** spent parts of three seasons with the Knicks (2019-21)... Knicks forward **Bojan Bogdanović** was traded to the Nets on draft night (2011) and played for Brooklyn for the first two-plus seasons of his NBA career (2014-17)... Nets guard **Dennis Schröder** played part of one season in Toronto alongside Knicks forward **Precious Achiuwa** and forward/center **OG Anunoby** (2023)... Nets general manager **Sean Marks** was originally selected with the 44th pick in the 1998 NBA Draft by the Knicks, but was traded to Toronto following the draft... Westchester Knicks head coach **DeSagana Diop** played for the Nets for part of one season (2007-08)... Nets forward **Mikal Bridges** and Knicks guards **Jalen Brunson** and **Donte DiVincenzo** played together at Villanova University for three seasons (2015-18); the trio also played two seasons (2015-17) alongside Knicks guard **Josh Hart**; the four won a national championship together in 2016, and Bridges, Brunson and DiVincenzo won a second title in their final year with the Wildcats (2018); Bridges also played with Brunson and Hart on Team USA at the 2023 FIBA Basketball Championship... Nets wing **Dorian Finney-Smith** and Knicks guard **Jalen Brunson** were teammates together in Dallas for four seasons (2018-22); Brunson played with Nets guard **Dennis Smith Jr.** for part of one season in Dallas (2018-19)... Knicks two-way forward **Jacob Toppin** is from Brooklyn, N.Y.... Nets two-way guard **Keon Johnson** played part of one season with Knicks center **Isaiah Hartenstein** as members of the Los Angeles Clippers (2021-22)... Nets two way guard **Keon Johnson** and forward **Trendon Watford** played with Knicks guard/forward **Josh Hart** for parts of two seasons in Portland (2022-23)... Knicks two-way guard **Duane Washington Jr.** played part of one season alongside Nets forwards **Mikal Bridges** and **Cam Johnson** on Phoenix (2022-23)... Nets guard/forward **Ben Simmons** played three seasons in Philadelphia with Knicks guard **Shake Milton** (2018-21)... Knicks assistant coach **Daniel Brady** was a player development coach/video coordinator in Atlanta for three seasons while Nets guard **Dennis Schröder** played for the Hawks (2015-18); they were reunited in Oklahoma City when Brady was a player development/assistant coach and Schröder was a guard on the Thunder (2018-20)... Nets forward **Keita Bates-Diop** played part of his rookie year in Minnesota under Knicks head coach **Tom Thibodeau** (2018-19).

2023-24 REGULAR SEASON STARTING LINEUPS

GAME(S)	FORWARD (3)	FORWARD (4)	CENTER (5)	GUARD (2)	GUARD (1)	W-L	WIN PCT.	DATES
1	Bridges	C. Johnson	Claxton	Dinwiddie	Simmons	0-1	.000	10/25
2-3, 5, 7	Thomas	Bridges	Finney-Smith	Dinwiddie	Simmons	2-2	.500	10/27 – 10/30, 11/3, 11/6
4	Bridges	O'Neale	Finney-Smith	Thomas	Simmons	1-0	1.000	11/1
6, 8	Bridges	O'Neale	Finney-Smith	Thomas	Dinwiddie	1-1	.500	11/4, 11/8
9, 16	C. Johnson	O'Neale	Finney-Smith	Bridges	Dinwiddie	1-1	.500	11/10, 11/26
10-15, 17-18, 32-44	C. Johnson	Finney-Smith	Claxton	Bridges	Dinwiddie	6-15	.286	11/12 – 11/25, 11/28 – 11/30, 12/29 – 1/25
19-30, 46-49	Bridges	C. Johnson	Claxton	Thomas	Dinwiddie	8-8	.500	12/2 – 12/26, 1/29 – 2/5
31	Bridges	O'Neale	Sharpe	Thomas	Smith Jr.	0-1	.000	12/27
45	Bridges	Finney-Smith	Claxton	Thomas	Dinwiddie	1-0	1.000	1/27
50	Thomas	Bridges	Claxton	Dinwiddie	Simmons	0-1	.000	2/6
51	Bridges	Wilson	Claxton	Thomas	Simmons	0-1	.000	2/8
52-53, 55-56	Bridges	Finney-Smith	Claxton	Thomas	Simmons	1-3	.250	2/10 – 2/13, 2/22 – 2/24
54, 57, 64-69, 73-78	Bridges	Finney-Smith	Claxton	Thomas	Schröder	6-8	.429	2/14, 2/26, 3/9 – 3/19, 3/27 – 4/6
58-62	C. Johnson	Finney-Smith	Claxton	Bridges	Schröder	3-2	.600	2/27 – 3/5
63	Bridges	Finney-Smith	Claxton	Bridges	Schröder	0-1	.000	3/7
70-71	Bridges	C. Johnson	Claxton	Thomas	Schröder	0-2	.000	3/21 – 3/23
72	Wilson	Finney-Smith	Claxton	Bridges	Schröder	1-0	1.000	3/25
79	Bridges	Wilson	Clowney	Thomas	Schröder	0-1	.000	4/7

STARTER	RECORD	WINNING %	STARTER	RECORD	WINNING %
Keita Bates-Diop	--	--	Jaylen Martin	--	--
Mikal Bridges	31-48	.392	Royce O'Neale	3-3	.500
Armoni Brooks	--	--	Dennis Schröder	10-14	.417
Nic Claxton	26-42	.382	Day'Ron Sharpe	0-1	.000
Noah Clowney	0-1	.000	Ben Simmons	4-8	.333
Spencer Dinwiddie	19-29	.396	Dennis Smith Jr.	0-2	.000
Dorian Finney-Smith	23-33	.411	Cam Thomas	20-28	.417
Harry Giles III	--	--	Lonnie Walker IV	--	--
Jacob Gilyard	--	--	Trendon Watford	--	--
Cam Johnson	18-29	.383	Dariq Whitehead	--	--
Keon Johnson	--	--	Jalen Wilson	1-2	.333

BY MONTH	RECORD	HOME	ROAD
October	1-2	0-1	1-1
November	8-7	6-4	2-3
December	6-9	3-3	3-6
January	4-10	3-5	1-5
February	4-8	2-4	2-4
March	6-10	3-3	3-7
April	2-2	2-1	0-1

BY DAY	RECORD	HOME	ROAD
Sunday	3-7	2-4	1-3
Monday	4-7	1-4	3-3
Tuesday	4-6	3-4	1-2
Wednesday	6-9	2-4	4-5
Thursday	1-9	1-3	0-6
Friday	5-4	3-1	2-3
Saturday	8-6	7-1	1-5

2023-24 REGULAR SEASON WIN-LOSS MARGINS

Margin	1	2	3	4	5	6	7	8	9	10	11	12	13	14	15	16	17	18	19	20+
Games Won By	1	2	1	3	1	1	1	2	2	1	1	3	--	--	2	--	1	1	1	7
Games Lost By	3	3	--	3	3	2	4	2	1	1	4	3	2	1	1	2	1	--	1	11

2023-24 NETS BOX SCORE BREAKDOWN

PLAYER	G-GS	POINTS				REBOUNDS		ASSISTS	
		10-19	20-29	30-39	40+	10-19	20+	10+	DBL-DBL
Bates-Diop	14-0	--	--	--	--	--	--	--	--
Bridges	79-79	36	30	5	3	3	--	--	3
Brooks	10-0	2	--	--	--	--	--	--	--
Claxton	68-68	41	7	--	--	38	--	--	29
Clowney	17-1	2	1	--	--	2	--	--	1
Dinwiddie	48-48	25	7	--	--	--	--	4	4
Finney-Smith	68-56	25	2	--	--	--	--	--	--
Giles III	15-0	1	--	--	--	--	--	--	--
Gilyard	2-0	--	--	--	--	--	--	--	--
C. Johnson	57-47	37	6	--	--	1	--	--	1
K. Johnson	3-0	1	--	--	--	--	--	--	--
Martin	0-0	--	--	--	--	--	--	--	--
O'Neale	49-6	14	1	--	--	2	--	--	2
Schröder	28-24	14	5	1	--	--	--	2	2
Sharpe	60-1	15	--	--	--	12	--	--	6
Simmons	15-12	4	--	--	--	5	--	1	3
Smith Jr.	56-2	14	--	--	--	2	--	1	3
Thomas	63-48	16	26	11	3	--	--	--	--
Walker IV	56-0	18	8	--	--	--	--	--	--
Watford	60-0	14	1	--	--	--	--	--	--
Whitehead	2-0	--	--	--	--	--	--	--	--
Wilson	40-3	4	1	--	--	1	--	--	1

2023-24 REGULAR SEASON INACTIVES COUNTER

PLAYER	GAMES INACTIVE	PLAYER	GAMES INACTIVE
Keita Bates-Diop	8	Jaylen Martin	25
Mikal Bridges	--	Royce O'Neale	1
Armoni Brooks	18	Dennis Schröder	1
Nic Claxton	8	Day'Ron Sharpe	8
Noah Clowney	49	Ben Simmons	63
Spencer Dinwiddie	2	Dennis Smith Jr.	9
Dorian Finney-Smith	4	Cam Thomas	7
Harry Giles III	--	Lonnie Walker IV	14
Jacob Gilyard	18	Trendon Watford	--
Cam Johnson	17	Dariq Whitehead	77
Keon Johnson	65	Jalen Wilson	28

2023-24 REGULAR SEASON GAMES MISSED: INJURY/ILLNESS

NAME	REASON	DATES OUT	GAMES MISSED (239)
Keita Bates-Diop	Right Shin; Stress Reaction	3/25	1
	Right Tibia; Stress Fracture	3/27 – 4/7	7
Nic Claxton	Left Ankle; Sprain	10/27 – 11/10, 11/26, 4/7	10
	Left Ankle; Sprain – Injury Maintenance	12/27	1
Noah Clowney	Right Shoulder; Soreness	11/28	1
	Right Shoulder; Impingement	11/30 – 12/2	2
Spencer Dinwiddie	Left Ankle; Sprain	11/1	1
Dorian Finney-Smith	Right Foot/Knee; Soreness	12/2	1
	Left Knee; Soreness	12/16, 12/27	2
	Left Ankle; Sprain	1/29 – 2/8	6
	Left Ankle; Soreness	3/21	1
	Left Knee; Effusion	4/7	1
Cam Johnson	Left Calf; Contusion	10/27	1
	Left Calf; Strain/Contusion	10/30	1
	Left Calf; Strain	11/1 – 11/8	5
	Right Knee; Sprain – Injury Maintenance	12/27	1
	Left Adductor; Tightness	2/6 – 2/8	2
	Left Adductor; Strain	2/10 – 2/13	2
	Right Ankle; Sprain	3/7 – 3/10	3
	Left Big Toe; Sprain	3/25 – 3/29, 4/6 – 4/7	5
	Left Big Toe; Sprain, Injury Maintenance	4/1	1
Royce O'Neale	Left Hip; Contusion	11/30	1
Day/Ron Sharpe	Left Knee; Hyperextension	1/11 – 2/10	15
	Right Wrist; Contusion	3/5 – 3/7	2
Ben Simmons	Back; Injury Maintenance	11/4	1
	Left Hip; Soreness	11/8 – 11/10	2
	Left Hip; Contusion	11/12	1
	Left Lower Back; Nerve Impingement	11/14 – 1/27, 3/4 – 4/7	54
	Left Knee; Contusion	1/31	1
	Left Lower Back; Injury Maintenance	2/5, 2/27	2
	Left Knee; Effusion	2/14	1
	Left Leg; Soreness	2/29 – 3/2	2
Dennis Smith Jr.	Left Hip; Contusion	11/1	1
	Lower Back; Sprain	11/19 – 11/30	6
	Upper Back; Soreness	12/8	1
	Upper Back; Sprain	12/11 – 12/20	6
	Lower Back; Soreness	1/3	1
	Right Foot; Soreness	2/3	1
	Right Hip; Synovitis	3/25 – 3/29, 4/3 – 4/7	6
	Right Hip; Soreness	4/1	1
Cam Thomas	Left Ankle; Sprain	11/10 – 11/28	8
	Right Ankle; Sprain	2/27	1
	Right Ankle/Midfoot; Sprain	2/29 – 3/7	5
	Lower Back; Tightness	3/25	1
Lonnie Walker IV	Left Hamstring; Strain	12/2 – 1/3	17
	Left Hamstring; Tightness	2/6 – 2/8	2
	Illness	3/9	1
Dariq Whitehead	Right Foot; Surgery/Rehab	10/25 – 10/27	2
	Right Foot; Injury Maintenance	12/2, 1/15 – 1/17	3
	Left Shin; Stress Reaction	1/19 – 4/7	39

2023-24 REGULAR SEASON GAMES MISSED: COACH'S DECISION, REST, ETC.

NAME	REASON	DATES OUT	GAMES MISSED (336)
Keita Bates-Diop	Coach's Decision	2/13, 2/24, 3/4, 3/9, 3/17, 3/21	6
Armoni Brooks	Coach's Decision	10/25 – 10/27, 11/3, 11/6 – 11/8, 11/12 – 11/14, 11/22, 11/28, 12/13, 12/31	11
	G League – Two-Way	10/30, 11/16 – 11/19, 11/30 – 12/8, 12/16 – 12/26, 12/29, 1/5	15
Noah Clowney	Coach's Decision	10/25 – 10/27, 11/8, 11/12 – 11/14, 11/26, 1/25 – 1/27, 2/13, 3/5, 3/9, 3/13, 3/17	13
	Not With Team	10/30	1
	G League – On Assignment	11/1 – 11/6, 11/10, 11/16 – 11/22, 12/6 – 12/26, 12/29 – 1/23, 1/31 – 2/5, 2/22 – 3/4, 3/19	42
Spencer Dinwiddie	Rest	12/27	1
Harry Giles III	Coach's Decision	10/25 – 11/8, 11/12 – 11/16, 11/22 – 12/6, 12/13, 12/16, 12/22, 12/26, 12/29 – 12/31, 1/3 – 1/7, 1/15 – 1/17, 1/21 – 1/25, 2/5 – 2/6	34
Jacob Gilyard	Not With Team	3/2	1
	G League – Two-Way	3/4 – 3/10, 3/16 – 3/23, 3/29 – 4/7	16
	Coach's Decision	3/13	1
Cam Johnson	Personal	1/27	1
Keon Johnson	G League – Two-Way	11/1 – 11/6, 11/10, 11/16 – 11/22, 11/28 – 12/6, 12/29 – 1/7, 1/15 – 1/23, 1/31 – 2/5, 2/10, 2/22 – 2/26, 2/29 – 3/5, 3/10, 3/16 – 3/23, 3/29 – 4/7	56
	Coach's Decision	11/8, 11/12 – 11/14, 11/25 – 11/26, 1/11, 1/25 – 1/29, 2/6, 2/13, 3/7 – 3/9, 3/13, 3/25 – 3/27	16
Jaylen Martin	G League – Two-Way	2/22 – 3/10, 3/16 – 4/7	24
	Coach's Decision	3/13	1
Royce O'Neale	Not With Team	2/8	1
Dennis Schröder	Coach's Decision	2/8	1
Day Ron Sharpe	Coach's Decision	3/21, 4/3	2
Cam Thomas	Not With Team	11/16	1
Lonnie Walker IV	Coach's Decision	10/25, 3/27, 4/3	3
Trendon Watford	Coach's Decision	10/25 – 10/30, 11/3, 11/6, 11/14, 12/6, 12/22, 12/26, 12/29, 1/5, 1/23 – 1/27, 2/5, 2/13, 2/24, 3/4, 3/17	19
Dariq Whitehead	Not With Team	10/30	1
	G League – On Assignment	11/1 – 11/3, 11/6, 11/10, 11/16 – 11/22, 11/28, 12/6 – 12/22, 12/26, 12/29 – 1/11	25
	Return To Competition Reconditioning	11/4, 11/8	2
	Coach's Decision	11/12 – 11/14, 11/26, 11/30, 12/23	5
Jalen Wilson	Coach's Decision	10/25 – 10/27, 11/3, 11/6 – 11/8, 11/12 – 11/14, 11/25 – 11/28, 12/13, 12/22, 12/26, 12/31, 1/25 – 1/29, 2/3, 3/17	19
	G League – Two-Way	10/30, 11/10, 11/16 – 11/22, 11/30 – 12/8, 12/29, 1/5 – 1/23, 1/31, 2/5	21

NETS / OPPONENT TEAM HIGHS & LOWS

Nets Team Highs	Nets Team Lows	CATEGORY	Opponent Team Highs	Opponent Team Lows
147 vs. UTA, 1/29/24	77 vs. SAC, 4/7/24	Points, Game	144 vs. MIL, 12/27/23 147 at ATL (OT), 11/22/23	86 at MEM, 2/26/24
44 (2nd) vs. CHI, 11/26/23 44 (3rd) at CLE, 3/10/24	11 (1st) vs. LAL, 3/31/24	Points, Quarter	45 (1st) at ATL (OT), 11/22/23	13 (3rd) vs. SAC, 4/7/24
78 (2nd) vs. CHI, 3/29/24	32 (1st) at BOS, 2/14/24	Points, Half	78 (2nd) vs. MIL, 12/27/23	31 (1st) vs. MIA (OT), 1/15/24
14 (1st) at ATL (OT), 11/22/23	5 (1st) at SAS (OT), 3/17/24	Points, OT Period	19 (1st) vs. POR (OT), 1/7/24	7 (1st) at WAS (OT), 3/27/24
43 vs. ORL, 12/2/23 43 vs. UTA, 1/29/24	11 vs. LAL, 3/31/24	Points, 1st Quarter	45 at ATL (OT), 11/22/23	15 vs. WAS, 11/12/23 15 vs. HOU, 1/27/24
44 vs. CHI, 11/26/23	16 at NOP, 1/2/24	Points, 2nd Quarter	42 vs. CHA, 11/30/23	15 vs. MIA (OT), 1/15/24
44 at CLE, 3/10/24	15 at ORL, 2/27/24	Points, 3rd Quarter	44 at SAC, 12/11/23	13 vs. SAC, 4/7/24
43 vs. UTA, 1/29/24	13 vs. SAC, 4/7/24	Points, 4th Quarter	44 vs. MIL, 12/27/23	15 vs. MIN, 1/25/24
75 vs. OKC, 1/5/24	32 at BOS, 2/14/24	Points, First Half	77 at ATL (OT), 11/22/23	31 vs. MIA (OT), 1/15/24
106 vs. CHA, 11/30/23	55 at BOS, 2/14/24	Thru Three Quarters	108 at IND, 4/1/24	66 at MEM, 2/26/24
78 vs. CHI, 3/29/24	36 at NYK, 3/23/24	Points, Second Half	78 vs. MIL, 12/27/23	36 vs. MIN, 1/25/24
54 vs. UTA, 1/29/24 55 at ATL (OT), 11/22/23	30 vs. SAC, 4/7/24	Field Goals Made	53 at IND, 4/1/24	29 at MEM, 2/26/24
105 vs. CHA, 11/30/23 105 vs. UTA, 1/29/24 113 at ATL (OT), 11/22/23	73 at POR, 1/17/24 73 vs. DET, 4/6/24	Field Goals Attempted	105 at IND, 3/16/24 116 at ATL (OT), 11/22/23	74 at ORL, 2/27/24
.563 (49-of-87) at CHA, 10/30/23 .563 (49-of-87) vs. SAS, 2/10/24	.337 (35-of-104) at MIN, 2/24/24	Field Goal Percentage	.620 (49-of-79) vs. PHX, 1/31/24	.375 (33-of-88) vs. WAS, 11/12/23
25 vs. CHI, 11/26/23 25 vs. CHI, 3/29/24	6 at MIN, 2/24/24	3-Point Field Goals Made	25 at SAC, 12/11/23	4 vs. GSW, 2/5/24
53 vs. CHI, 11/26/23 55 vs. MIA (OT), 1/15/24	22 at DET, 12/26/23	3-Point Field Goals Attempted	52 at BOS, 11/10/23	21 vs. MIN, 1/25/24
.568 (25-of-44) vs. CHI, 3/29/24	.171 (6-of-35) at MIN, 2/24/24	3-Point Field Goal Percentage—(Min. 10 Att.)	.583 (21-of-36) vs. CHA, 11/30/23	.182 (6-of-33) vs. WAS, 12/8/23 .182 (4-of-22) vs. GSW, 2/5/24
28 vs. OKC, 1/5/24	3 at CHI, 11/3/23	Free Throws Made	34 at CLE, 1/11/24	2 vs. DET, 4/6/24
43 at DET, 12/26/23	5 at CHI, 11/3/23 5 vs. NYK, 1/23/24	Free Throws Attempted	43 at CLE, 1/11/24	4 vs. DET, 4/6/24
.952 (20-of-21) at SAC, 12/11/23	.500 (4-of-8) at NOP, 1/2/24	Free Throw Percentage	1.000 (17-of-17) vs. CLE, 2/8/24	.429 (3-of-7) at WAS, 12/29/23
22 vs. CHA, 11/30/23 22 at ATL (OT), 11/22/23	2 vs. HOU, 1/27/24	Offensive Rebounds	19 vs. IND, 4/3/24 22 at ATL (OT), 11/22/23	5, 8x (last: vs. DET, 4/6/24)
46 vs. WAS, 11/12/23 46 vs. TOR, 11/28/23	19 vs. PHX, 1/31/24	Defensive Rebounds	45 at MIN, 2/24/24 48 vs. MIA (OT), 1/15/24	22 at TOR, 3/25/24
66 vs. WAS, 11/12/23	27 vs. PHX, 1/31/24	Total Rebounds	60 vs. GSW, 2/5/24	28 vs. DET, 4/6/24
41 vs. UTA, 1/29/24	17 vs. SAC, 4/7/24	Assists	41 vs. MIL, 12/27/23	16 at CLE, 1/11/24 16 at MEM, 2/26/24
29 at CLE, 1/11/24	11 vs. CHA, 11/30/23	Personal Fouls	29 vs. HOU, 1/27/24	11 at LAL, 1/19/24 11 vs. SAS, 2/10/24
13 vs. ORL, 11/14/23 13 at SAS (OT), 3/17/24	0 at BOS, 11/10/23	Steals	14 vs. WAS, 11/12/23 14 at ORL, 2/27/24	1 at OKC, 12/31/23
22 at ORL, 2/27/24	6 vs. BOS, 11/4/23	Turnovers	23 at DET, 3/7/24	5 vs. PHI, 11/19/23 5 at PHI, 2/3/24
29 at GSW, 12/16/23	2 at BOS, 11/10/23	Points off Turnovers	32 at TOR, 2/22/24	4 at PHX, 12/13/23 4 at OKC, 12/31/23
+9 (23-14) at DET, 3/7/24	--	Turnover Differential	+10 (15-5) vs. PHI, 11/19/23 +10 (20-10) at TOR, 3/25/24	--
12 vs. GSW, 2/5/24	1 vs. PHX, 1/31/24 1 at BOS, 2/14/24 1 at ORL, 2/27/24 1 at MIL, 3/21/24	Blocked Shots	13 vs. CLE, 2/8/24	1 at PHI, 2/3/24 1 vs. BOS, 2/13/24
76 vs. WAS, 12/8/23	30 vs. CHI, 11/26/23	Points in the Paint	82 at IND, 3/16/24	28 at HOU, 1/3/24
32 vs. CHA, 11/30/23	3 vs. HOU, 1/27/24 3 at NYK, 3/23/24	Second Chance Points	30 at IND, 3/16/24 30 at ATL (OT), 11/22/23	2 vs. DET, 4/6/24
31 vs. ORL, 11/14/23	2 at SAC, 12/11/23 2 at NOP, 1/2/24	Fastbreak Points	46 at TOR, 2/22/24	0 vs. ATL, 3/2/24
107 at GSW, 12/16/23 124 at ATL (OT), 11/22/23	29 at BOS, 2/14/24	Starter Points	114 vs. LAL, 3/31/24	45 at MEM, 2/26/24
79 vs. MIL, 12/27/23	11 vs. HOU, 1/27/24	Bench Points	68 at PHI, 2/3/24	2 vs. LAL, 3/31/24
35 vs. UTA, 1/29/24	--	Largest Lead/Largest Deficit	56 at BOS, 2/14/24	--
21 (43-22) vs. ORL, 12/2/23	--	Largest Lead / Largest Deficit after 1 st Q	26 (43-27) at IND, 4/1/24	--
28 (75-47) vs. OKC, 1/5/24	--	Largest Lead / Largest Deficit At Halftime	36 (68-32) at BOS, 2/14/24	--
23 (105-82) at PHI, 2/3/24 23 (89-66) at MEM, 2/26/24	--	Largest Lead / Largest Deficit Through 3 rd Q	46 (101-55) at BOS, 2/14/24	--
21 vs. CHI, 11/26/23	--	Biggest Comeback/Blown Lead	18 at LAC, 1/21/24	--
33 (147-114) vs. UTA, 1/29/24	--	Largest Victory/Largest Defeat	50 (136-86) at BOS, 2/14/24	--

NETS / OPPONENT INDIVIDUAL HIGHS

45 – Cam Thomas vs. MIL, 11/6/23 45 – Mikal Bridges at ATL (OT), 11/22/23	Points, Game	49 – Luka Doncic at DAL, 10/27/23
26 – Mikal Bridges vs. ORL, 12/2/23	Points, Quarter	21 – Donovan Mitchell (4th) at CLE, 1/11/24
34 – Mikal Bridges (1st) vs. ORL, 12/2/23	Points, Half	37 – Cade Cunningham (2nd) at DET, 12/26/23
11 – Mikal Bridges (1OT) at ATL (OT), 11/22/23	Points, OT	14 – Trae Young (1OT) at ATL (OT), 11/22/23
36 – Cam Thomas vs. CLE, 10/25/23	Bench Points	30 – Kelly Oubre Jr. vs. PHI, 3/5/24
17 – Cam Thomas vs. MIL, 11/6/23	Field Goals Made	16 – Luka Doncic at DAL, 10/27/23
33 – Cam Thomas vs. MIL, 11/6/23	Field Goals Attempted	30 – Donovan Mitchell at CLE, 1/11/24 31 – Trae Young at ATL (OT), 11/22/23
.800 (8-of-10) – Nic Claxton vs. MIN, 1/25/24 .800 (8-of-10) – Nic Claxton vs. MEM, 3/4/24	FG Pct. (Min. 10 Att.)	.833 (10-of-12) – Giannis Antetokounmpo vs. MIL, 12/27/23
7 – Mikal Bridges vs. NYK, 1/23/24 7 – Cam Johnson vs. ATL, 2/29/24 7 – Mikal Bridges vs. CHI, 3/29/24 7 – Dennis Schröder vs. CHI, 3/29/24	3-Point FG Made	9 – Luka Doncic at DAL, 10/27/23 9 – LeBron James vs. LAL, 3/31/23
16 – Cam Thomas vs. MIL, 11/6/23	3-Point FG Attempted	14 – Luka Doncic at DAL, 10/27/23 16 – Trae Young at ATL (OT), 11/22/23
.833 (5-of-6) – Armoni Brooks at MIA, 11/1/23	3-Point Pct. (Min. 5 Att.)	.900 (9-of-10) – LeBron James vs. LAL, 3/31/23
15 – Mikal Bridges vs. ORL, 12/2/23	Free Throws Made	14 – Devin Booker at PHX, 12/13/23 15 – Jimmy Butler vs. MIA (OT), 1/15/24
18 – Mikal Bridges vs. ORL, 12/2/23	Free Throws Att.	17 – Giannis Antetokounmpo vs. MIL, 12/27/23
1.000 (11-of-11) – Jalen Wilson vs. MIL, 12/27/23	FT Pct. (Min. 10 Att.)	1.000 (10-of-10) – Kelly Oubre Jr. at PHI, 2/3/24
9 – Nic Claxton vs. CHA, 11/30/23 9 – Day'Ron Sharpe vs. NYK, 12/20/23 9 – Day'Ron Sharpe vs. NOP, 3/19/24	Offensive Rebounds	7 – Dominick Barlow vs. SAS, 2/10/24 9 – Clint Capela at ATL (OT), 11/22/23
15 – Nic Claxton vs. DEN, 12/22/23	Defensive Rebounds	18 – Bam Adebayo vs. MIA (OT), 1/15/24
17 – Nic Claxton vs. NYK, 1/23/24 17 – Day'Ron Sharpe vs. NOP, 3/19/24	Total Rebounds	22 – Jusuf Nurkić at PHX, 12/13/23
10 – Nic Claxton (1st) at HOU, 1/3/24	Rebounds, Quarter	12 – Jusuf Nurkić (3rd) at PHX, 12/13/23
12 – Nic Claxton (2nd) vs. CHA, 11/30/23 12 – Nic Claxton (1st) at PHI, 2/3/24	Rebounds, Half	15 – Jusuf Nurkić (2nd) at PHX, 12/13/23
14 – Spencer Dinwiddie at GSW, 12/16/23	Assists	13 – Terry Rozier vs. CHA, 11/30/23 13 – Tyrese Haliburton at IND, 4/1/24
7 – Spencer Dinwiddie (1st) at CHI, 11/3/23	Assists, Quarter	7 – Terry Rozier (2nd) vs. CHA, 11/30/23
9 – Spencer Dinwiddie (2nd) at GSW, 12/16/23	Assists, Half	10 – Dejounte Murray (1st) vs. ATL, 3/2/24
5 – Dennis Smith Jr. vs. CLE, 2/8/24	Steals	4 – Donovan Mitchell vs. CLE, 10/25/23 4 – Bilal Coulibaly vs. WAS, 11/12/23 4 – Justin Holiday at DEN, 12/14/23 4 – Donovan Mitchell at CLE, 1/11/24 4 – OG Anunoby vs. NYK, 1/23/24 4 – Isaiah Hartenstein at NYK, 3/23/24 4 – D'Angelo Russell vs. LAL, 3/31/23
7 – Mikal Bridges at TOR, 3/25/24	Turnovers	7 – Donovan Mitchell at CLE, 1/11/24
7 – Nic Claxton vs. GSW, 2/5/24	Blocked Shots	5 – Walker Kessler at UTA, 12/18/23 5 – Myles Turner at IND, 4/1/24 7 – Victor Wembanyama at SAS (OT), 3/17/24
33 – Mikal Bridges vs. UTA, 1/29/24	Plus/Minus	44 – Derrick White at BOS, 2/14/24
43:11 – Mikal Bridges at DET, 3/7/24 47:23 – Mikal Bridges at WAS (OT), 3/27/24	Minutes Played	48:00 – Miles McBride at NYK, 3/23/24

LAST TIME IN THE REGULAR SEASON...

LAST TIME A NET OR AN OPPONENT INDIVIDUAL HAD...

	NETS	OPPONENTS
40-49 points	40 – Cam Thomas at PHI, 2/3/24	40 – LeBron James vs. LAL, 3/31/23
50+ points	55 – Kevin Durant at ATL, 4/2/22	54 – Jayson Tatum at BOS, 3/6/22
15-19 rebounds	16 – Nic Claxton at TOR, 3/25/24	15 – Victor Wembanyama at SAS (OT), 3/17/24
20-24 rebounds	21 – Alize Johnson at IND, 4/29/21	20 – Domantas Sabonis vs. SAC, 4/7/24
25+ rebounds	26 – Reggie Evans at POR, 3/27/13	26 – Anthony Davis vs. NOP, 1/2/19
10+ offensive rebounds	12 – Thomas Robinson at CHA, 4/8/16	10 – Anthony Davis at LAL, 11/13/22
15+ defensive rebounds	15 – Nic Claxton vs. DEN, 12/22/23	15 – Domantas Sabonis vs. SAC, 4/7/24
5-9 blocks	5 – Nic Claxton vs. DAL, 2/6/24	5 – Myles Turner at IND, 4/1/24
10+ blocks	11 – Shawn Bradley vs. IND, 2/6/97	10 – Dikembe Mutombo at NYK, 1/4/04
6-7 steals	6 – Caris LeVert at CHA, 2/22/20	6 – Jrue Holiday vs. MIL (OT), 3/31/22
8+ steals	11 – Kendall Gill vs. MIA, 4/3/99	8 – Jason Richardson vs. CHA (OT), 4/15/08
15-19 assists	16 – Spencer Dinwiddie at DET, 4/5/23	15 – Tyrese Haliburton at IND, 11/25/22
20+ assists	20 – Deron Williams at GSW, 3/30/12	25 – Rajon Rondo at NOP, 12/27/17
15-19 field goals made	15 – Mikal Bridges vs. POR (OT), 1/7/24	15 – Jordan Poole at WAS (OT), 3/27/24
20+ field goals made	20 – Kyrie Irving at ORL, 3/15/22	21 – Giannis Antetokounmpo at MIL, 5/2/21
30+ field goals attempted	31 – Mikal Bridges at ATL (OT), 11/22/23	30 – Donovan Mitchell at CLE, 1/11/24
7+ 3-pointers made	7 – Mikal Bridges & Dennis Schröder vs. CHI, 3/29/24	9 – LeBron James vs. LAL, 3/31/23
15-19 free throws made	15 – Mikal Bridges vs. ORL, 12/2/23	15 – Jimmy Butler vs. MIA (OT), 1/15/24
20+ free throws attempted	20 – Cam Thomas vs. PHX, 2/7/23	23 – James Harden at HOU (OT), 1/16/19
10+ turnovers	11 – Richard Jefferson at CHI, 11/5/04	10 – Karl-Anthony Towns at MIN, 11/12/18
Triple-Double	Ben Simmons at SAS, 1/17/23 (10 pts, 10 rebs, 11 asts)	Nikola Jokić at DEN 12/14/23 (26 pts, 15 rebs, 10 asts)
20/20 Game (PTS/REBS)	Alize Johnson at IND, 4/29/21 (20 pts, 21 rebs)	Domantas Sabonis vs. SAC, 3/16/23 (24 pts, 21 rebs)
30/20 Game (PTS/REBS)	Sam Bowie vs. MIN (OT), 3/20/91 (38 pts, 20 rebs)	Nikola Jokić at DEN, 3/12/23 (35 pts, 20 rebs)
20/20 Game (PTS/ASTS)	Stephon Marbury vs. IND, 4/25/99 (26 pts, 20 asts)	Mark Jackson vs. DEN, 1/20/97 (21 pts, 22 asts)
Win/Loss at Buzzer	Kyrie Irving vs. TOR, 12/16/22	Trae Young at ATL, 2/26/23

LAST TIME THE NETS... (SINGLE SEASON)

Won by 20-29 pts	27 (124-97) vs. ATL, 2/29/24
Won by 30+ pts	33 (147-114) vs. UTA, 1/29/24
Lost by 20-29 pts	22 (133-111) at IND, 4/1/24
Lost by 30+ pts	30 (107-77) vs. SAC, 4/7/24
Won 5-9 straight	9, 12/12/22 – 1/2/23
Won 10+ straight	12, 12/7/22 – 1/2/23
Lost 5-9 straight	6, 3/13/24 – 3/23/24
Lost 10+ straight	11, 1/23/22 – 2/12/22
Scored 40+ in a quarter	42 (2nd) vs. IND, 4/3/24
Came back from 20+ pts to win	21 vs. CHI, 11/26/23

NETS RECORDS WHEN...

Category	Home	Road	Overall	Category	Home	Road	Overall
Led after the 1st quarter	13-8	7-6	20-13	Nets score less than 80	0-1	--	0-1
Trailed after the 1st quarter	6-10	5-20	11-30	Nets score 80-89	--	0-4	0-4
Tied after the 1st quarter	0-3	0-2	0-5	Nets score 90-99	0-6	1-3	1-9
	Home	Road	Overall	Nets score 100-109	3-5	2-11	5-16
Led after the 2nd quarter	12-5	9-8	21-13	Nets score 110-119	7-4	4-6	11-10
Trailed after the 2nd quarter	7-15	3-19	10-34	Nets score 120+	9-5	5-3	14-8
Tied after the 2nd quarter	0-1	--	0-1		Home	Road	Overall
	Home	Road	Overall	Opp. scores less than 80	--	--	--
Led after the 3rd quarter	17-4	7-5	24-9	Opp. scores 80-89	--	2-0	2-0
Trailed after the 3rd quarter	2-17	5-22	7-39	Opp. scores 90-99	5-2	--	5-2
Tied after the 3rd quarter	--	--	--	Opp. scores 100-109	10-5	3-4	13-9
	Home	Road	Overall	Opp. scores 110-119	4-5	5-8	9-13
Shot equal/higher FG %	17-4	9-6	26-10	Opp. scores 120+	0-9	2-15	2-24
Shot a lower FG % than opp.	2-17	3-21	5-38		Home	Road	Overall
Shot 50% or better	8-3	5-0	13-3	Outscored opp. bench	8-14	8-11	16-25
Shot between 40-49.9%	10-12	7-21	17-33	Outscored by opp. bench	11-7	4-15	15-22
Shot under 40%	1-6	0-6	1-12	Equal bench points	--	0-1	0-1
	Home	Road	Overall		Home	Road	Overall
Opponent shot 50% or better	2-9	1-11	3-20	Equal or more second chance points	11-12	10-11	21-23
Opponent shot 40-49.9%	12-11	10-15	22-26	Opp. records more second chance points	8-9	2-16	10-25
Opponent shot under 40%	5-1	1-1	7-2		Home	Road	Overall
	Home	Road	Overall	Equal or more fastbreak points	12-9	5-7	17-16
Attempted equal/more FG	13-14	7-16	20-30	Opp. records more fastbreak points	7-12	7-20	14-32
Attempted fewer FG than opp.	6-7	5-11	11-18		Home	Road	Overall
Made equal/more 3PT	17-12	10-8	27-20	Equal or more points in the paint	10-8	6-14	16-22
Made fewer 3PT than opp.	2-9	2-19	4-28	Opp. records more points in the paint	9-13	6-13	15-26
Attempted equal or more FT	10-8	7-12	17-20		Home	Road	Overall
Attempted fewer FT than opp.	9-13	5-15	14-28	Association Jersey (White)	2-2	5-17	7-19
	Home	Road	Overall	Icon Jersey (Black)	5-8	2-6	7-14
Equal or more rebounds	14-6	7-10	21-16	Statement Jersey (Black)	4-5	3-4	7-9
Opponent out-rebounds	5-15	5-17	10-32	City Jersey	8-6	2-0	10-6
Equal or more assists	14-9	7-11	21-20		Home	Road	Overall
Opponent records more assists	5-12	5-16	10-28	Televised on ABC	0-1	--	0-1
Equal or more turnovers	10-8	6-19	16-27	Televised on ESPN	--	1-1	1-1
Opponent records more turnovers	9-13	6-8	15-21	Televised on TNT	0-2	--	0-2
					Home	Road	Overall
				Ian Eagle on the call	8-12	6-13	14-25
				Ryan Ruocco on the call	4-8	5-7	9-15
				Noah Eagle on the call	3-2	0-7	3-9

23-24 RECORD BY CONFERENCE / DIVISION

VS. EAST: 23-26 VS. WEST: 8-22

ATLANTIC:	4-9	CENTRAL:	8-9	SOUTHEAST:	11-8	SOUTHWEST:	3-7	NORTHWEST:	2-8	PACIFIC:	3-7
vs. Boston	0-4	vs. Chicago	3-0	vs. Atlanta	3-1	vs. Dallas	0-2	vs. Denver	0-2	vs. Golden State	0-2
vs. New York	0-3	vs. Cleveland	1-3	vs. Charlotte	1-2	vs. Houston	1-1	vs. Minnesota	0-2	vs. LA Clippers	1-1
vs. Philadelphia	2-1	vs. Detroit	3-1	vs. Miami	2-2	vs. Memphis	1-1	vs. Oklahoma City	1-1	vs. L.A. Lakers	1-1
vs. Toronto	2-1	vs. Indiana	1-2	vs. Orlando	2-2	vs. New Orleans	0-2	vs. Portland	0-2	vs. Phoenix	1-1
		vs. Milwaukee	0-3	vs. Washington	3-1	vs. San Antonio	1-1	vs. Utah	1-1	vs. Sacramento	0-2

Bold Opponents: No more remaining games this season.

BACK-TO-BACKS

- The Nets play 14 sets of back-to-back games this season. Below is a chart outlining the Nets' back-to-back games for 2023-24 season:

FIRST GAME		SECOND GAME	
DATE/OPPONENT	TIME (ET)/RESULT	DATE/OPPONENT	TIME (ET)/RESULT
11/03/23 @ Chicago	109-107 (W)	11/04/23 vs. Boston	124-114 (L)
11/25/23 vs. Miami	112-97 (W)	11/26/23 vs. Chicago	118-109 (W)
12/13/23 @ Phoenix	116-112 (W)	12/14/23 @ Denver	124-101 (L)
12/22/23 vs. Denver	122-117 (L)	12/23/23 vs. Detroit	126-115 (W)
12/26/23 @ Detroit	118-112 (W)	12/27/23 vs. Milwaukee	144-122 (L)
01/02/24 @ New Orleans	112-85 (L)	01/03/24 @ Houston	112-101 (L)
02/05/24 vs. Golden State	109-98 (L)	02/06/24 vs. Dallas	119-107 (L)
02/13/24 vs. Boston	118-110 (L)	02/14/23 @ Boston	136-86 (L)
02/26/24 @ Memphis	111-86 (W)	02/27/24 @ Orlando	108-81 (L)
03/04/24 vs. Memphis	106-102 (L)	03/05/24 vs. Philadelphia	112-107 (W)
03/09/24 @ Charlotte	110-99 (L)	03/10/24 @ Cleveland	120-101 (W)
03/16/24 @ Indiana	121-100 (L)	03/17/24 @ San Antonio*	122-115 (L/OT)
03/31/24 vs. L.A. Lakers	116-104 (L)	04/01/24 @ Indiana	133-111 (L)
04/06/24 vs. Detroit	113-103 (W)	04/07/24 vs. Sacramento	107-77 (L)

*In Austin, Texas

	TOTAL	FIRST GAME	SECOND GAME	SWEEPS
Home/Away	2	0-2	0-2	0
Away/Away	5	2-3	1-4	0
Home/Home	5	2-3	3-2	1
Away/Home	2	2-0	0-2	0
TOTAL	14	6-8	4-10	1

SEASON	# B2BS	1ST GAME	2ND GAME	SWEEPS
2023-24	14	6-8	4-10	1
2022-23	14	6-8	7-7	3
2021-22	14	9-5	3-11	1
2020-21	15	10-5	8-7	5
2019-20	10	6-4	2-8	1
2018-19	14	8-6	4-10	3
2017-18	15	7-8	4-11	0
2016-17	14	6-8	1-13	1
2015-16	15	3-12	2-13	0
2014-15	19	11-8	6-13	5
2013-14	20	14-6	6-14	3
2012-13	23*	10-13	13-10	6

- See the chart (above) for a breakdown of the Nets' total number of back-to-back sets since their first season in Brooklyn.
 - *Marked a league-high

TRANSACTIONS – SINCE THE START OF THE 2023-24 SEASON

Oct. 26, 2023	Exercised the fourth-year team options for Day'Ron Sharpe and Cam Thomas.
Oct. 31, 2023	Assigned Noah Clowney and Dariq Whitehead to the Long Island Nets.
Nov. 1, 2023	Signed Keon Johnson to a two-way contract.
Nov. 4, 2023	Recalled Dariq Whitehead from Long Island.
Nov. 6, 2023	Assigned Dariq Whitehead to the Long Island Nets.
Nov. 7, 2023	Recalled Noah Clowney and Dariq Whitehead from Long Island.
Nov. 8, 2023	Assigned Noah Clowney, Trender Watford and Dariq Whitehead to the Long Island Nets.
Nov. 8, 2023	Recalled Noah Clowney, Trender Watford and Dariq Whitehead from Long Island. Assigned Nic Claxton, Harry Giles III and Cam Johnson to the Long Island Nets.
Nov. 8, 2023	Recalled Nic Claxton, Harry Giles III and Cam Johnson from Long Island.
Nov. 9, 2023	Assigned Noah Clowney and Dariq Whitehead to the Long Island Nets.
Nov. 12, 2023	Recalled Noah Clowney and Dariq Whitehead from Long Island.
Nov. 13, 2023	Assigned Noah Clowney and Dariq Whitehead to the Long Island Nets.
Nov. 14, 2023	Recalled Noah Clowney and Dariq Whitehead from Long Island.
Nov. 15, 2023	Assigned Noah Clowney and Dariq Whitehead to the Long Island Nets.
Nov. 24, 2023	Recalled Noah Clowney and Dariq Whitehead from Long Island.
Nov. 28, 2023	Assigned Dariq Whitehead to the Long Island Nets.
Nov. 30, 2023	Recalled Dariq Whitehead from Long Island.
Dec. 3, 2023	Assigned Noah Clowney to the Long Island Nets.
Dec. 3, 2023	Assigned Dariq Whitehead to the Long Island Nets.
Dec. 23, 2023	Recalled Dariq Whitehead from Long Island.
Dec. 25, 2023	Assigned Dariq Whitehead to the Long Island Nets.
Dec. 27, 2023	Recalled Noah Clowney and Dariq Whitehead from Long Island.
Dec. 28, 2023	Assigned Noah Clowney and Dariq Whitehead to the Long Island Nets.
Jan. 6, 2024	Requested waivers on Armoni Brooks.
Jan. 15, 2024	Recalled Dariq Whitehead from Long Island.
Jan. 24, 2024	Recalled Noah Clowney from Long Island.
Jan. 27, 2024	Assigned Noah Clowney, Harry Giles III and Ben Simmons to the Long Island Nets. Recalled Noah Clowney, Harry Giles III and Ben Simmons from Long Island.
Jan. 30, 2024	Assigned Noah Clowney to the Long Island Nets.
Feb. 6, 2024	Recalled Noah Clowney from Long Island.
Feb. 7, 2024	Assigned Noah Clowney to the Long Island Nets.
Feb. 7, 2024	Recalled Noah Clowney from Long Island.
Feb. 8, 2024	Acquired Dennis Schröder and Thaddeus Young from Toronto in exchange for Spencer Dinwiddie. In a related move, requested waivers on center Harry Giles III.
Feb. 8, 2024	Acquired Keita Bates-Diop, Jordan Goodwin and second round draft picks in 2026 (the least favorable of Detroit, Orlando and Milwaukee's own second round picks), 2028 (via Memphis) and 2029 (via Memphis) from Phoenix in exchange for Royce O'Neale. Phoenix acquired David Roddy from Memphis in exchange for Chimezie Metu, Yuta Watanabe and 2026 draft pick considerations. Brooklyn also acquired the draft rights to Vanja Marinkovic from Memphis. In a related move, requested waivers on Thaddeus Young.
Feb. 9, 2024	Requested waivers on Jordan Goodwin.
Feb. 20, 2024	Assigned Noah Clowney to the Long Island Nets.
Feb. 21, 2024	Signed Jaylen Martin to a two-way contract.
March 1, 2024	Signed Jalen Wilson to a multi-year contract.
March 2, 2024	Signed Jacob Gilyard to a two-way contract.
March 5, 2024	Recalled Noah Clowney from Long Island.
March 11, 2024	Assigned Noah Clowney to the Long Island Nets.
March 13, 2024	Recalled Noah Clowney from Long Island.
March 14, 2024	Assigned Noah Clowney to the Long Island Nets.
March 16, 2024	Recalled Noah Clowney from Long Island.
March 18, 2024	Assigned Noah Clowney to the Long Island Nets.
March 21, 2024	Recalled Noah Clowney from Long Island.

HOW THE NETS WERE BUILT

DRAFT (5):

Nic Claxton: 2019 NBA Draft – 31st overall pick (second round) on June 20, 2019; signed a multi-year contract on July 7, 2019; re-signed a multi-year contract on July 7, 2022

Cam Thomas: 2021 NBA Draft – 27th overall pick (first round) on July 29, 2021; signed a multi-year contract on August 5, 2021

Noah Clowney: 2023 NBA Draft – 21st overall pick (first round) on June 22, 2023; signed a multi-year contract on July 11, 2023

Dariq Whitehead: 2023 NBA Draft – 22nd overall pick (first round) on June 22, 2023; signed a multi-year contract on July 10, 2023

Jalen Wilson: 2023 NBA Draft – 51st overall pick (second round) on June 22, 2023; signed a two-way contract on July 5, 2023

TRADE (7):

Day'Ron Sharpe: Selected with the 29th overall pick (first round) in the 2021 NBA Draft by Phoenix on July 29, 2021; acquired from Phoenix (draft rights), along with Jevon Carter, in exchange for Landry Shamet, and signed a multi-year contract on August 6, 2021

Ben Simmons: From Philadelphia along with Andre Drummond, Seth Curry, a 2022 first round draft pick and a 2027 first round draft pick in exchange for James Harden and Paul Millsap on February 10, 2022

Dorian Finney-Smith: From Dallas along with Spencer Dinwiddie, a 2029 first round draft pick and second round draft picks in 2027 and 2029 in exchange for Kyrie Irving and Markieff Morris on February 6, 2023

Mikal Bridges: From Phoenix along with Cam Johnson, first round draft picks in 2023, 2026, 2027, and 2029 and a first round pick swap in 2028 in exchange for Kevin Durant and T.J. Warren on February 9, 2023

Cam Johnson: From Phoenix along with Mikal Bridges, first round draft picks in 2023, 2026, 2027, and 2029 and a first round pick swap in 2028 in exchange for Kevin Durant and T.J. Warren on February 9, 2023; re-signed a multi-year contract on July 6, 2023

Dennis Schröder: From Toronto along with Thaddeus Young in exchange for Spencer Dinwiddie on February 8, 2024

Keita Bates-Diop: From Phoenix along with Jordan Goodwin and second round draft picks in 2026 (least favorable of Detroit, Orlando and Milwaukee's own second round picks), 2028 (via Memphis) and 2029 (via Memphis) in exchange for Royce O'Neale on February 8, 2024

FREE AGENCY (6):

Dennis Smith Jr.: Signed as a free agent on July 8, 2023

Lonnie Walker IV: Signed as a free agent on July 10, 2023

Trendon Watford: Signed as a free agent August 3, 2023

Keon Johnson: Signed as a free agent to a two-way contract on November 1, 2023

Jaylen Martin: Signed as a free agent to a two-way contract on February 21, 2024

Jacob Gilyard: Signed as a free agent to a two-way contract on March 2, 2024

INTERIM HEAD COACH KEVIN OLLIE



The Brooklyn Nets named Kevin Ollie interim head coach on February 20, 2024.

Kevin Ollie is in his first season as a coach with the Nets organization. Ollie arrives in Brooklyn from Overtime Elite, where he served as head of coaching and basketball development for two seasons (2021-23). Prior to his stint with Overtime Elite, Ollie spent six years (2012-18) as the head coach of the men's basketball program at the University of Connecticut. After leading UConn to a 20-10 record in his first season at the helm in 2012-13 when the program was ineligible to participate in postseason competition, Ollie directed the Huskies to a 32-8 record in his second season in 2013-14. UConn earned a seven seed in the 2014 NCAA Tournament and became the second-lowest seed (and the only seven seed) to win a national championship when he guided the Huskies to their fourth of five titles in program history. Before he became the head coach at UConn, the Los Angeles native was an assistant coach with the Huskies for two years (2010-12), helping lead the team to a

national championship in 2011. Prior to the start of his coaching career, Ollie played in the NBA for 13 seasons (1997-2010) with 11 teams, including a 19-game stint with the Nets during the 1999-2000 season. Ollie played in 662 career games with Orlando, Dallas, Sacramento, Philadelphia, New Jersey, Indiana, Chicago, Seattle/Oklahoma City, Milwaukee, Cleveland and Minnesota, and logged playoff action five times in his career, including a trip to the NBA Finals in 2001 with the 76ers. Ollie went undrafted in 1995 and began his playing career as a member of the Connecticut Pride of the Continental Basketball Association (CBA) for two seasons (1995-97). As a collegian, Ollie played at UConn for four years (1991-95), helping the Huskies advance to the NCAA Tournament three times. As a senior, he earned All-Big East Third Team honors.

ASSISTANT COACHES



Will Weaver
Assistant Coach



Jay Hernandez
Assistant Coach



Adam Caporn
Assistant Coach/Dir. of Player Dev.



Trevor Hendry
Assistant Coach



Ryan Forehan-Kelly
Assistant Coach




Ronnie Burrell
Assistant Coach



Corey Vinson
Assistant Coach/Player Dev.

#13 – KEITA BATES-DIOP

FORWARD · 6-8 · 229 · OHIO STATE · 01/23/96 · 5 YEARS PRO



Quick Facts:

- Selected 48th overall by Minnesota in the 2018 NBA Draft; acquired via trade along with Jordan Goodwin by Brooklyn from Phoenix on 2/8/24
- Has played six NBA seasons with Minnesota, Denver, San Antonio, and Phoenix and holds career averages of 6.2 ppg and 3.1 rpg in 16.7 mpg over 269 career games (67 starts) at the start of Nets' tenure
- In 39 games played (eight starts) this season with Phoenix, averaged 4.5 ppg and 2.6 rpg in 15.3 mpg.
- Spent four seasons at Ohio State, earning consensus All-America and All-Big Ten First Team honors, as well as being named the Big Ten Player of the Year in his final season with the Buckeyes

	CAREER HIGHS	2023-24 HIGHS
PTS	30, SAS at LAL 12/23/21	13, PHX vs. SAS 11/2/23
FGM	11, SAS at LAL 12/23/21	5, 2x (last: PHX at DAL 1/24/24)
FGA	18, MIN vs. PHX 11/23/19	11, 2x (last: PHX at NYK 11/26/23)
3FGM	4, 3x (last: MIN at SAS 11/27/19)	2, 3x (last: PHX at ATL 2/2/24)
3FGA	10, MIN vs. PHX 11/23/19	6, PHX vs. LAL 11/10/23
FTM	9, 2x (last: SAS at UTA 2/25/23)	4, PHX vs. DEN 12/1/23
FTA	10, 2x (last: SAS at UTA 2/25/23)	4, 2x (last: PHX vs. DEN 12/1/23)
OREB	6, SAS at GSW 11/14/22	4, PHX vs. OKC 11/12/23
DREB	11, SAS at MIA 2/26/22	5, PHX at NYK 11/26/23
TREB	11, 2x (last: SAS at MEM 12/31/21)	8, PHX vs. OKC 11/12/23
ASTS	6, 2x (last: MIN vs. HOU 1/24/20)	3, 3x (last: PHX at POR 1/14/24)
STLS	4, SAS at OKC 2/24/21	3, PHX vs. MIA 1/5/24
BLKS	3, 4x (last: MIN vs. HOU 1/24/20)	3, 2x (last: PHX at UTA 11/17/23)
MINs	43, SAS at DET 2/10/23 (TOT)	31, PHX at CHI 11/8/23 (OT)

2022-23 SEASON AVERAGES: 3.7 PPG 2.1 RPG 0.7 APG 0.5 SPG 0.4 BPG 12.5 MPG

LAST FIVE GAMES

GAME	MIN	FG	3FG	FT	OREB	DREB	TREB	AST	PF	STL	TOV	BLK	+/-	PTS
4/7 vs. SAC														
4/6 vs. DET														
4/3 vs. IND														
4/1 at IND														
3/31 vs. LAL														

#1 – MIKAL BRIDGES

GUARD/FORWARD · 6-6 · 205 · VILLANOVA · 08/30/96 · 5 YEARS PRO



Quick Facts:

- Selected 10th overall in the 2018 NBA Draft by Philadelphia and traded to Phoenix; traded to Brooklyn along with Cam Johnson on 2/9/23
- In 27 games last season with Brooklyn, averaged 26.1 ppg, 4.5 rpg, 2.7 apg and 1.0 spg over 34.2 mpg; played 83 total games in 2022-23 and set new career highs in ppg (20.1), rpg (4.4), apg (3.3) and mpg (35.7)
- Is the active leader in consecutive games played and played in every game during his first five NBA seasons
- Attended Villanova University (2015-18) where he averaged 11.3 ppg, 4.3 rpg, 1.6 apg and 1.4 stls in 116 games, earning Big East Co-Defensive Player of the Year as a sophomore, Big East First Team as a junior – won two national championships (2016 and 2018)

	CAREER HIGHS	2023-24 HIGHS
PTS	45, 2x (last: BKN at ATL 11/22/23 (OT))	45, BKN at ATL 11/22/23 (OT)
FGM	17, BKN vs. MIA 2/15/23	16, BKN at ATL 11/22/23 (OT)
FGA	31, BKN at ATL 11/22/23 (OT)	31, BKN at ATL 11/22/23 (OT)
3FGM	7, 2x (last: BKN vs. CHI 3/29/24)	7, 2x (last: BKN vs. CHI 3/29/24)
3FGA	14, 2x (last: BKN vs. UTA 1/29/24)	14, 3x (last: BKN at MIL 3/21/24)
FTM	15, BKN vs. ORL 12/2/23	15, BKN vs. ORL 12/2/23
FTA	18, BKN vs. ORL 12/2/23	18, BKN vs. ORL 12/2/23
OREB	5, PHX at CHA 3/28/21	4, BKN vs. WAS 11/12/23
DREB	10, PHX vs. POR 5/13/21	9, 3x (last: BKN vs. CHA 11/30/23)
TREB	13, BKN vs. WAS 11/12/23	13, BKN vs. WAS 11/12/23
ASTS	9, 2x (last: PHX vs. BKN 1/19/23)	8, BKN at MIN 2/24/24
STLS	7, PHX at BKN 11/27/21	4, 2x (last: BKN vs. CHI 3/29/24)
BLKS	4, 2x (last: BKN at OKC 3/14/23)	3, BKN vs. ORL 12/2/23
MINs	50, PHX at SAC 3/20/22 (OT)	47, BKN at WAS 3/27/24 (OT)


2023-24 SEASON AVERAGES: 20.0 PPG 4.6 RPG 3.7 APG 1.0 SPG 0.4 BPG 35.2 MPG

LAST FIVE GAMES

GAME	MIN	FG	3FG	FT	OREB	DREB	TREB	AST	PF	STL	TOV	BLK	+/-	PTS
4/7 vs. SAC	24:21	3-6	2-3	0-0	1	4	5	2	1	0	1	0	0	8
4/6 vs. DET	31:15	5-10	3-6	0-0	0	2	2	3	2	1	3	0	-1	13
4/3 vs. IND	35:58	6-13	3-6	2-3	2	5	7	4	1	2	2	1	17	17
4/1 at IND	29:29	7-17	3-8	2-2	0	0	0	6	0	1	0	0	-30	19
3/31 vs. LAL	37:49	5-16	3-11	0-0	1	2	3	4	1	1	1	0	-23	13

#33 – NIC CLAXTON

CENTER · 6-11 · 226 · GEORGIA · 04/17/99 · 4 YEARS PRO



Quick Facts:

- Selected with the 31st pick in the 2019 NBA Draft by Brooklyn and re-signed to a multi-year contract with the Nets on 7/7/22
- Led the NBA in field goal percentage (.705), finished second in the league in bpg (2.5) and total blocks (189) in 2022-23
- Set career highs in ppg (12.6), rpg (9.2), apg (1.9), bpg (2.5), FG% (.705), mpg (29.9) and games played (76) in 2022-23
- Averaged 9.7 ppg, 6.9 rpg, 1.4 apg and 1.7 bpg in 170 games (96 starts) over his first four NBA seasons
- Has represented the U.S. Virgin Islands in international competition (father, Charles, is a Saint Thomas native) and held a youth basketball camp on St. Thomas during the offseason

	CAREER HIGHS	2023-24 HIGHS
PTS	27, BKN vs. DET 1/26/23	23, BKN vs. OKC 1/5/24
FGM	11, 3x (last: BKN at LAL 1/19/24)	11, BKN at LAL 1/19/24
FGA	16, BKN at LAL 1/19/24	16, BKN at LAL 1/19/24
3FGM	1, 3x (last: BKN at PHX 12/13/23)	1, BKN at PHX 12/13/23
3FGA	2, 4x (last: BKN at UTA 3/24/21)	1, 4x (last: BKN vs. SAS 2/10/24)
FTM	7, 2x (last: BKN vs. OKC 1/5/24)	7, BKN vs. OKC 1/5/24
FTA	15, BKN at GSW 1/22/23	10, 4x (last: BKN vs. CHI 3/29/24)
OREB	9, BKN vs. CHA 11/30/23	9, BKN vs. CHA 11/30/23
DREB	15, BKN vs. DEN 12/22/23	15, BKN vs. DEN 12/22/23
TREB	17, BKN vs. NYK 1/23/24	17, BKN vs. NYK 1/23/24
ASTS	6, 2x (last: BKN vs. DEN 12/22/23)	6, BKN vs. DEN 12/22/23
STLS	4, 3x (last: BKN vs. LAL 3/31/24)	4, BKN vs. LAL 3/31/24
BLKS	7, BKN vs. GSW 2/5/24	7, BKN vs. GSW 2/5/24
MINs	43, BKN vs. MIA 1/15/24 (OT)	43, BKN vs. MIA 1/15/24 (OT)


2023-24 SEASON AVERAGES: 11.9 PPG 9.9 RPG 2.0 APG 0.7 SPG 2.0 BPG 29.8 MPG

LAST FIVE GAMES

GAME	MIN	FG	3FG	FT	OREB	DREB	TREB	AST	PF	STL	TOV	BLK	+/-	PTS
4/7 vs. SAC														
4/6 vs. DET	30:25	2-4	0-0	1-2	0	9	9	3	1	0	1	3	20	5
4/3 vs. IND	31:21	7-10	0-0	0-2	4	9	13	2	2	0	3	4	18	14
4/1 at IND	25:47	3-4	0-0	1-4	1	10	11	0	2	0	2	1	-17	7
3/31 vs. LAL	26:16	5-7	0-0	0-1	3	3	6	2	3	4	3	0	-14	10

#21 – NOAH CLOWNEY

FORWARD/CENTER · 6-9 · 220 · ALABAMA · 07/14/04 · ROOKIE



Quick Facts:

- Selected 21st overall by Brooklyn in the 2023 NBA Draft; signed a multi-year contract with the Nets on 7/11/23
- Averaged 13.1 ppg, 8.5 rpg (3.1 orpg), 1.7 apg and 1.9 bpg in 28.5 mpg over 15 games (all starts) during the 2023 NBA G League Showcase Cup with the Long Island Nets, the NBA G League affiliate of the Brooklyn Nets
- Played one year (2022-23) at the University of Alabama and averaged 9.8 ppg, 7.9 rpg and 0.9 bpg in 25.3 mpg in 36 games (all starts)
- Earned All-SEC Freshman Team honors and finished fifth in the conference in rpg
- Was a four-star recruit out of high school and was the top-ranked prep player in South Carolina

	CAREER HIGHS	2023-24 HIGHS
PTS	22, BKN vs. IND 4/3/24	22, BKN vs. IND 4/3/24
FGM	7, BKN vs. IND 4/3/24	7, BKN vs. IND 4/3/24
FGA	9, 2x (last: BKN vs. IND 4/3/24)	9, 2x (last: BKN vs. IND 4/3/24)
3FGM	3, BKN vs. IND 4/3/24	3, BKN vs. IND 4/3/24
3FGA	4, 2x (last: BKN vs. IND 4/3/24)	4, 2x (last: BKN vs. IND 4/3/24)
FTM	5, BKN vs. IND 4/3/24	5, BKN vs. IND 4/3/24
FTA	7, BKN vs. IND 4/3/24	7, BKN vs. IND 4/3/24
OREB	5, BKN vs. IND 4/3/24	5, BKN vs. IND 4/3/24
DREB	9, BKN vs. SAC 4/7/24	9, BKN vs. SAC 4/7/24
TREB	10, 2x (last: BKN vs. SAC 4/7/24)	10, 2x (last: BKN vs. SAC 4/7/24)
ASTS	2, 4x (last: BKN at IND 4/1/24)	2, 4x (last: BKN at IND 4/1/24)
STLS	2, BKN at DET 3/7/24	2, BKN at DET 3/7/24
BLKS	4, BKN vs. DET 4/6/24	4, BKN vs. DET 4/6/24
MINs	35, BKN vs. SAC 4/7/24	35, BKN vs. SAC 4/7/24

2023-24 SEASON AVERAGES: 4.9 PPG 3.3 RPG 0.7 APG 0.3 SPG 0.4 BPG 13.1 MPG

LAST FIVE GAMES

GAME	MIN	FG	3FG	FT	OREB	DREB	TREB	AST	PF	STL	TOV	BLK	+/-	PTS
4/7 vs. SAC	34:52	3-8	0-0	1-2	1	9	10	1	3	1	1	0	-26	7
4/6 vs. DET	24:25	6-7	2-3	3-4	2	4	6	0	0	0	0	4	13	17
4/3 vs. IND	16:48	7-9	3-4	5-7	5	5	10	1	4	0	1	1	-14	22
4/1 at IND	21:58	2-4	0-0	0-0	1	2	3	2	2	1	2	0	2	4
3/31 vs. LAL	15:23	1-2	0-0	1-2	1	5	6	0	1	1	0	0	8	3

#28 – DORIAN FINNEY-SMITH

FORWARD · 6-7 · 222 · FLORIDA · 05/04/93 · 7 YEARS PRO



Quick Facts:

- Went undrafted in the 2016 NBA Draft; acquired via trade from Dallas on 2/6/23 along with Spencer Dinwiddie
- Played his first six-plus seasons with Dallas and averaged of 8.3 ppg, 4.6 rpg and 1.4 apg in 434 games with the Mavericks
- Averaged 6.3 ppg and 4.5 rpg while shooting .412 3FG % on 4.25 3FGA during Brooklyn's first round playoff series against Philadelphia last season
- Played three seasons (2013-16) at the University of Florida where he tallied 1,220 career points and was named All-SEC Second Team by coaches after his junior and senior years – spent his freshman year at Virginia tech and redshirted one year at UF
- Received a key to the city of Portsmouth, Va. (his hometown) and 9/1/23 was named "Dorian Finney-Smith Celebration Day" in recognition of his contributions to the community

	CAREER HIGHS	2023-24 HIGHS
PTS	28, DAL at CLE 3/30/22	21, BKN at CHI 11/3/23
FGM	10, 2x (last: DAL at CLE 3/30/22)	8, 2x (last: BKN vs. PHI 3/6/24)
FGA	19, 2x (last: DAL vs. MIL 8/8/20)	16, BKN at HOU 1/3/24
3FGM	7, DAL vs. LAC 11/15/22	5, BKN at CHI 11/3/23
3FGA	13, DAL vs. LAC 11/15/22	11, BKN at HOU 1/3/24
FTM	7, 2x (last: DAL at SAC 8/4/20)	3, 2x (last: BKN at CHA 3/9/24)
FTA	9, DAL at SAC 8/4/20	4, 2x (last: BKN at CHA 3/9/24)
OREB	7, DAL at PHX 4/9/17	5, 2x (last: BKN at WAS 12/29/23)
DREB	10, DAL at SAC 8/4/20	9, BKN at LAC 1/21/24
TREB	16, DAL at SAC 8/4/20	9, 5x (last: BKN at MEM 2/26/24)
ASTS	7, BKN vs. NYK 1/23/24	7, BKN vs. NYK 1/23/24
STLS	4, 3x (last: BKN at SAS 3/17/24 (OT))	4, BKN at SAS 3/17/24 (OT)
BLKS	3, 7x (last: BKN vs. LAC 11/8/23)	3, BKN vs. LAC 11/8/23
MINs	49, DAL at LAC 11/23/21 (OT)	39, BKN vs. CHA 11/30/23


2023-24 SEASON AVERAGES: 8.5 PPG 4.7 RPG 1.6 APG 0.8 SPG 0.6 BPG 28.4 MPG

LAST FIVE GAMES

GAME	MIN	FG	3FG	FT	OREB	DREB	TREB	AST	PF	STL	TOV	BLK	+/-	PTS
4/7 vs. SAC														
4/6 vs. DET	24:09	1-5	0-3	0-0	2	5	7	1	2	0	3	0	-5	2
4/3 vs. IND	35:35	4-7	1-4	1-2	1	1	2	1	3	1	2	0	13	10
4/1 at IND	22:50	2-4	1-2	0-0	0	4	4	2	2	0	1	1	-24	5
3/31 vs. LAL	24:59	2-5	1-3	0-0	1	2	3	1	1	2	0	0	-23	5

#14 – JACOB GILYARD

GUARD · 5-9 · 160 · RICHMOND · 07/14/98 · 2 YEARS PRO



Quick Facts:

- Went undrafted in the 2022 NBA Draft; originally signed with Memphis on 9/23/22; signed a two-way contract with Brooklyn on 3/2/24
- Played in 37 games (14 starts) this season with the Grizzlies and averaged 4.7 ppg, 1.2 rpg and 3.5 apg in 17.7 mpg
- Over two seasons (2022-24) with the Memphis Hustle of the NBA G League, posted averages of 9.1 ppg, 2.7 rpg, 9.8 apg and 1.8 spg in 30.9 mpg while shooting .403 from beyond the arc in 36 regular season games (30 starts)
- Played five seasons (2017-22) at the University of Richmond and departed as the all-time leader in steals (466) and assists (782) in Atlantic 10 Conference history

	CAREER HIGHS	2023-24 HIGHS
PTS	16, MEM vs. GSW 2/2/24	16, MEM vs. GSW 2/2/24
FGM	5, 3x (last: MEM at BOS 2/4/24)	5, 3x (last: MEM at BOS 2/4/24)
FGA	10, 2x (last: MEM at BOS 2/4/24)	10, 2x (last: MEM at BOS 2/4/24)
3FGM	5, MEM vs. GSW 2/2/24	5, MEM vs. GSW 2/2/24
3FGA	9, 2x (last: MEM vs. GSW 2/2/24)	9, 2x (last: MEM vs. GSW 2/2/24)
FTM	1, 2x (last: MEM vs. GSW 2/2/24)	1, 2x (last: MEM vs. GSW 2/2/24)
FTA	1, 2x (last: MEM vs. GSW 2/2/24)	1, 2x (last: MEM vs. GSW 2/2/24)
OREB	2, MEM vs. UTA 11/10/23	2, MEM vs. UTA 11/10/23
DREB	4, 2x (last: MEM at LAC 11/12/23)	4, MEM at LAC 11/12/23
TREB	5, MEM at LAC 11/12/23	5, MEM at LAC 11/12/23
ASTS	8, 2x (last: MEM vs. LAC 11/12/24)	8, 2x (last: MEM vs. LAC 11/12/24)
STLS	3, 2x (last: MEM at LAC 11/12/23)	3, MEM at LAC 11/12/23
BLKS	1, 5x (last: MEM at NYK 2/6/24)	1, 5x (last: MEM at NYK 2/6/24)
MINs	41, MEM at OKC 4/9/23	36, MEM at BOS 2/4/24


2023-24 SEASON AVERAGES: 4.4 PPG 1.1 RPG 3.4 APG 0.7 SPG 0.1 BPG 17.1 MPG

LAST FIVE GAMES

GAME	MIN	FG	3FG	FT	OREB	DREB	TREB	AST	PF	STL	TOV	BLK	+/-	PTS
4/7 vs. SAC														
4/6 vs. DET														
4/3 vs. IND														
4/1 at IND														
3/31 vs. LAL														

#2 – CAM JOHNSON

FORWARD · 6-8 · 220 · NORTH CAROLINA · 03/03/96 · 4 YEARS PRO



Quick Facts:

- Selected 11th overall in the 2019 NBA Draft by Minnesota and had his draft rights traded to Phoenix; traded to Brooklyn along with Mikal Bridges on 2/9/23 and re-signed on a multi-year contract with the Nets on 7/6/23
- Played in 200 games (52 starts) in three-plus seasons with the Suns and averaged 10.7 ppg, 3.6 rpg and 1.4 apg in 24.3 mpg
- Set career highs in ppg (15.5), spg (1.2) and mpg (28.6) in 2022-23; has increased his scoring average in each of his first four NBA seasons
- Played five seasons (2014-19) at the collegiate level, first at Pittsburgh (2014-17) then at North Carolina (2017-19) where he earned All-ACC First Team honors in his last season with the Tar Heels

	CAREER HIGHS	2023-24 HIGHS
PTS	38, PHX vs. NYK 3/4/22	29, BKN vs. ATL 2/29/24
FGM	13, BKN at NYK 3/1/23	10, BKN vs. ATL 2/29/24
FGA	18, 3x (last: BKN vs. CHA 11/30/23)	18, BKN vs. CHA 11/30/23
3FGM	9, PHX vs. NYK 3/4/22	7, BKN vs. ATL 2/29/24
3FGA	13, PHX vs. TOR 3/3/20	11, 2x (last: BKN vs. ATL 2/29/24)
FTM	9, PHX vs. BKN 1/19/23	7, BKN vs. ATL 3/2/24
FTA	10, BKN at BOS 3/3/23	7, BKN vs. ATL 3/2/24
OREB	6, BKN vs. CHA 11/30/23	6, BKN vs. CHA 11/30/23
DREB	12, PHX vs. DAL 8/2/20	9, BKN vs. MIA 11/25/23
TREB	12, 2x (last: PHX vs. IND 8/6/20)	10, BKN vs. MIA 11/25/23
ASTS	6, 2x (last: BKN at LAC 1/21/24)	6, 2x (last: BKN at LAC 1/21/24)
STLS	4, 3x (last: BKN vs. ORL 4/7/23)	3, BKN vs. ORL 11/14/23
BLKS	3, 2x (last: PHX at DET 1/8/21)	2, 3x (last: BKN vs. LAL 3/31/24)
MINS	40, PHX vs. DAL 8/2/20	38, BKN at ATL 11/22/23 (OT)

2023-24 SEASON AVERAGES: 13.4 PPG 4.4 RPG 2.4 APG 0.8 SPG 0.3 BPG 27.6 MPG

LAST FIVE GAMES

GAME	MIN	FG	3FG	FT	OREB	DREB	TREB	AST	PF	STL	TOV	BLK	+/-	PTS
4/7 vs. SAC														
4/6 vs. DET														
4/3 vs. IND	22:29	2-8	1-4	0-0	1	2	3	2	1	1	0	0	-14	5
4/1 at IND														
3/31 vs. LAL	19:54	2-10	1-5	0-0	0	3	3	0	1	1	0	2	-3	5

#45 – KEON JOHNSON

GUARD · 6-4 · 185 · TENNESSEE · 03/10/02 · 2 YEARS PRO



Quick Facts:

- Selected 21st overall in the 2021 NBA Draft by New York before his draft rights were traded to the LA Clippers; signed a two-way contract with Brooklyn on 11/1/23.
- Averaged 16.9 ppg, 4.2 rpg, 3.6 apg, and 1.2 spg in 26.3 mpg over 15 games (three starts) during the NBA G League Showcase Cup with the Long Island Nets, the NBA G League affiliate of the Brooklyn Nets
- Has played two NBA seasons split between stints with the LA Clippers (2021-22) and the Portland Trail Blazers (2022-23); holds career averages of 5.9 ppg, 1.6 rpg and 1.8 apg in 14.4 mpg
- Spent one year (2020-21) at the University of Tennessee where he earned SEC All-Freshman Team honors; is a native of Shelbyville, Tenn.

	CAREER HIGHS	2023-24 HIGHS
PTS	20, 2x (last: POR vs. NOP 3/27/23)	12, BKN vs. MIL 12/27/23
FGM	8, 2x (last: POR at SAS 4/3/22)	3, BKN vs. MIL 12/27/23
FGA	19, POR vs. OKC 3/28/22 (OT)	8, BKN vs. MIL 12/27/23
3FGM	4, 2x (last: POR at SAS 4/1/22)	2, BKN vs. MIL 12/27/23
3FGA	9, 2x (last: POR vs. OKC 3/28/22 (OT))	4, BKN vs. MIL 12/27/23
FTM	7, POR at MIN 3/7/22	4, 2x (last: BKN at BOS 2/14/24)
FTA	7, POR at MIN 3/7/22	4, 2x (last: BKN at BOS 2/14/24)
OREB	3, 2x (last: POR at SAS 4/1/22)	2, BKN vs. CLE 2/8/24
DREB	5, 3x (last: POR at OKC 4/5/22)	1, 2x (last: BKN at BOS 2/14/24)
TREB	7, POR at MIN 3/7/22	2, BKN vs. CLE 2/8/24
ASTS	8, POR at NOP 4/7/22	2, BKN at BOS 2/14/24
STLS	4, 2x (last: POR vs. CHI 3/24/23)	2, BKN vs. CLE 2/8/24
BLKS	2, 3x (last: POR vs. DEN 10/24/22)	1, BKN vs. MIL 12/27/23
MINS	42, POR vs. OKC 3/28/22 (OT)	21, BKN vs. MIL 12/27/23

2023-24 SEASON AVERAGES: 7.0 PPG 1.3 RPG 0.8 APG 0.8 SPG 0.3 BPG 12.8 MPG

LAST FIVE GAMES

GAME	MIN	FG	3FG	FT	OREB	DREB	TREB	AST	PF	STL	TOV	BLK	+/-	PTS
4/7 vs. SAC														
4/6 vs. DET														
4/3 vs. IND														
4/1 at IND														
3/31 vs. LAL														

#16 – JAYLEN MARTIN

GUARD/FORWARD · 6-6 · 216 · OVERTIME ELITE · 01/28/04 · ROOKIE



Quick Facts:

- Went undrafted in the 2023 NBA Draft and signed a two-way contract with the Knicks on 7/3/23; signed a two-way deal with Brooklyn on 2/21/24
- In 15 regular season games (eight starts) this season with Westchester in the NBA G League, has averaged 15.0 ppg (.543 FG %, .404 3FG %), 4.5 rpg and 1.6 apg in 27.9 mpg
- Played last season (2022-23) with YNG Dreamerz of Overtime Elite, averaged 14.0 ppg, 5.9 rpg, 1.4 apg and 1.6 spg in 23.3 mpg and finished second in Most Improved Player voting
- Tallahassee, Fla., native, attended Florida State University High School

	CAREER HIGHS	2023-24 HIGHS
PTS	--	--
FGM	--	--
FGA	--	--
3FGM	--	--
3FGA	--	--
FTM	--	--
FTA	--	--
OREB	--	--
DREB	--	--
TREB	--	--
ASTS	--	--
STLS	--	--
BLKS	--	--
MINS	--	--


2023-24 SEASON AVERAGES: -- PPG -- RPG -- APG -- SPG -- BPG -- MPG

LAST FIVE GAMES

GAME	MIN	FG	3FG	FT	OREB	DREB	TREB	AST	PF	STL	TOV	BLK	+/-	PTS
4/7 vs. SAC														
4/6 vs. DET														
4/3 vs. IND														
4/1 at IND														
3/31 vs. LAL														

#17 – DENNIS SCHRÖDER

GUARD · 6-3 · 175 · GERMANY · 09/15/93 · 10 YEARS PRO



Quick Facts:

- Selected 17th overall by Atlanta in the 2013 NBA Draft; acquired via trade on 2/8/24 from Toronto along with Thaddeus Young
- Has played 11 seasons in the NBA with Atlanta, Oklahoma City, L.A. Lakers, Boston, Houston and Toronto and holds career averages of 14.0 ppg, 2.9 rpg and 4.8 apg in 27.1 mpg across 739 career games (350 starts) at the start of Nets' tenure
- In 51 games (33 games) this season with Toronto, recorded averages of 13.7 ppg, 2.7 rpg and 6.1 apg in 30.6 mpg
- Was named MVP of the 2023 FIBA World Cup with Germany while averaging 19.1 ppg, 2.0 rpg, 6.1 apg and 1.4 spg in 28.6 mpg en route to a gold medal.

	CAREER HIGHS	2023-24 HIGHS
PTS	41, ATL at UTA 3/20/18	31, BKN at DET 3/7/24
FGM	16, 2x (last: BOS vs. MIL 11/12/21 (OT))	12, BKN at DET 3/7/24
FGA	28, ATL at UTA 3/20/18	21, BKN vs. CHI 3/29/24
3FGM	8, OKC at MIL 4/10/19	7, BKN vs. CHI 3/29/24
3FGA	15, OKC at MIL 4/10/19	11, 2x (last: BKN vs. CHI 3/29/24)
FTM	12, LAL vs. MIA 1/4/23	7, 2x (last: BKN vs. DET 4/6/24)
FTA	14, LAL vs. MIA 1/4/23	8, BKN vs. DET 4/6/24
OREB	3, 12x (last: TOR vs. PHI 10/28/23)	3, TOR vs. PHI 10/28/23
DREB	11, LAL vs. LAC 12/22/20	7, 5x (last: BKN vs. SAC 4/7/24)
TREB	12, 2x (last: OKC vs. MEM 3/3/19)	8, 2x (last: BKN vs. ATL 2/29/24)
ASTS	15, 2x (last: ATL vs. NOP 1/17/18)	12, 2x (last: BKN vs. SAS 2/10/24)
STLS	5, 2x (last: ATL vs. IND 2/28/18)	4, 2x (last: TOR at ATL 1/28/24)
BLKS	3, BKN at NYK 3/23/24	3, BKN at NYK 3/23/24
MINs	55, ATL vs. NYK 1/29/17 (4OT)	43, BKN at WAS 3/27/24 (OT)


2023-24 SEASON AVERAGES: 13.9 PPG 3.0 RPG 6.1 APG 0.8 SPG 0.2 BPG 31.0 MPG

LAST FIVE GAMES

GAME	MIN	FG	3FG	FT	OREB	DREB	TREB	AST	PF	STL	TOV	BLK	+/-	PTS
4/7 vs. SAC	30:13	1-12	0-6	2-2	0	7	7	6	1	0	1	1	-5	4
4/6 vs. DET	35:53	8-10	1-2	7-8	2	3	5	6	1	0	3	0	15	24
4/3 vs. IND	35:35	5-14	1-3	1-1	0	6	6	11	4	0	2	0	17	12
4/1 at IND	20:56	2-5	1-1	2-2	2	1	3	4	3	0	2	0	-15	7
3/31 vs. LAL	28:20	5-12	2-6	2-2	0	3	3	3	3	1	0	0	-14	14

#20 – DAY'RON SHARPE

CENTER · 6-9 · 260 · NORTH CAROLINA · 11/06/01 · 2 YEARS PRO



Quick Facts:

- Selected 29th overall by Phoenix in the 2021 NBA Draft and had his draft rights traded to Brooklyn; signed a multi-year contract on 8/6/21
- Finished 2022-23 with a .168 offensive rebound percentage which placed as the second highest in the league among players who averaged at least 10.0 mpg
- Spent one year (2020-21) at the University of North Carolina, earning ACC All-Freshman Team honors while leading the conference in offensive rebounds per game (3.4)
- The Greenville, N.C., native played for Montverde Academy (Fla.) as a high school senior and played alongside current teammate Dariq Whitehead

	CAREER HIGHS	2023-24 HIGHS
PTS	20, 3x (last: BKN vs. CLE 3/21/23)	15, 2x (last: BKN at SAS 3/17/24 (OT))
FGM	10, BKN at CHI 1/12/22	7, 2x (last: BKN at SAS 3/17/24 (OT))
FGA	14, 2x (last: BKN vs. NOP 1/15/22)	13, BKN vs. WAS 12/8/23
3FGM	2, BKN vs. ATL 2/29/24	2, BKN vs. ATL 2/29/24
3FGA	2, 4x (last: BKN vs. ATL 2/29/24)	2, 2x (last: BKN vs. ATL 2/29/24)
FTM	5, 2x (last: BKN at DET 12/26/23)	5, 2x (last: BKN at DET 12/26/23)
FTA	8, BKN vs. BOS 11/4/23	8, BKN vs. BOS 11/4/23
OREB	9, 4x (last: BKN vs. NOP 3/19/24)	9, 2x (last: BKN vs. NOP 3/19/24)
DREB	9, 3x (last: BKN at DEN 12/14/23)	9, 2x (last: BKN at DEN 12/14/23)
TREB	17, BKN vs. NOP 3/19/24	17, BKN vs. NOP 3/19/24
ASTS	5, BKN at DEN 12/14/23	5, BKN at DEN 12/14/23
STLS	2, 9x (last: BKN at DET 12/26/23)	2, 3x (last: BKN at DET 12/26/23)
BLKS	4, BKN at DET 12/26/23	4, BKN at DET 12/26/23
MINs	32, BKN at IND 12/10/22	27, BKN vs. CHI 11/26/23

2023-24 SEASON AVERAGES: 6.8 PPG 6.4 RPG 1.4 APG 0.4 SPG 0.7 BPG 15.2 MPG

LAST FIVE GAMES

GAME	MIN	FG	3FG	FT	OREB	DREB	TREB	AST	PF	STL	TOV	BLK	+/-	PTS
4/7 vs. SAC	24:00	2-5	0-1	0-0	2	2	4	2	2	1	1	1	-29	4
4/6 vs. DET	9:47	0-1	0-0	0-0	2	4	6	0	1	0	1	0	-5	0
4/3 vs. IND														
4/1 at IND	12:31	3-8	0-1	0-0	6	5	11	0	1	0	2	0	7	6
3/31 vs. LAL	9:15	2-3	0-0	0-0	1	0	1	1	0	0	2	0	4	4

DNP – Coach's Decision

#10 – BEN SIMMONS

GUARD/FORWARD · 6-10 · 240 · LOUISIANA STATE · 07/20/96 · 5 YEARS PRO



Quick Facts:

- Selected first overall by Philadelphia in the 2016 NBA draft; joined Brooklyn on 2/10/22 via trade from Philadelphia along with Seth Curry and Andre Drummond
- Has earned three NBA All-Star Game appearances, two NBA All-Defensive First Team nods, an All-NBA Third Team nomination and Rookie of the Year honors
- In his first season in Brooklyn (2022-23), averaged 6.9 ppg, 6.3 rpg, 6.1 apg and 1.3 spg in 26.3 mpg over 42 contests (33 starts)
- The Melbourne, Australia, native played one season (2015-16) at Louisiana State University where he earned All-SEC First Team honors and was the consensus National Freshman of the Year
- Ben Simmons Family Foundation holds an annual youth leadership program in Brooklyn in partnership with RISE and Good Shepherd Services

	CAREER HIGHS	2023-24 HIGHS
PTS	42, PHI at UTA 2/15/21	13, BKN vs. SAS 2/10/24
FGM	15, PHI at UTA 2/15/21	6, BKN vs. SAS 2/10/24
FGA	26, PHI at UTA 2/15/21	8, 2x (last: BKN at CHI 11/3/23)
3FGM	1, 5x (last: PHI vs. MIL 3/17/21)	--
3FGA	2, 2x (last: PHI at MEM 1/16/21)	--
FTM	15, 2x (last: PHI at PHX 1/2/19)	3, BKN vs. BOS 2/13/24
FTA	29, PHI vs. WAS 11/29/17	6, BKN vs. BOS 2/13/24
OREB	7, PHI at OKC 11/15/19	5, BKN vs. UTA 1/29/24
DREB	17, PHI at NYK 1/13/19	12, BKN vs. MIL 11/6/23
TREB	22, PHI at NYK 1/13/19	15, BKN vs. MIL 11/6/23
ASTS	17, PHI vs. DET 12/23/19	11, BKN vs. UTA 1/29/24
STLS	7, 2x (last: PHI at PHX 11/4/19)	3, 2x (last: BKN at MIN 2/24/24)
BLKS	4, 2x (last: PHI at HOU 1/3/20)	2, 2x (last: BKN vs. SAS 2/10/24)
MINs	52, PHI vs. OKC 12/15/17 (3OT)	35, BKN at CHA 10/30/23

2023-24 SEASON AVERAGES: 6.1 PPG 7.9 RPG 5.7 APG 0.8 SPG 0.6 BPG 23.9 MPG

LAST FIVE GAMES

GAME	MIN	FG	3FG	FT	OREB	DREB	TREB	AST	PF	STL	TOV	BLK	+/-	PTS
4/7 vs. SAC														
4/6 vs. DET														
4/3 vs. IND														
4/1 at IND														
3/31 vs. LAL														

INACTIVE (Left Lower Back; Nerve Impingement)

INACTIVE (Left Lower Back; Nerve Impingement)


INACTIVE (Left Lower Back; Nerve Impingement)

INACTIVE (Left Lower Back; Nerve Impingement)

INACTIVE (Left Lower Back; Nerve Impingement)

#4 – DENNIS SMITH JR.

GUARD · 6-3 · 205 · NORTH CAROLINA STATE · 11/25/97 · 6 YEARS PRO



Quick Facts:

- Selected ninth overall by Dallas in the 2017 NBA Draft; signed a contract as a free agent with Brooklyn on 7/8/23
- Over six seasons with Dallas (2017-19), New York (2019-21), Detroit (2021), Portland (2021-22) and Charlotte (2022-23), averaged 10.3 ppg, 3.0 rpg, 4.4 apg and 1.1 spg over 24.2 mpg in 270 contests (150 starts)
- Notched a career-best 1.4 spg in 2022-23 which ranked third in the league among players averaging less than 26.0 mpg
- Posted a career-best 3.18 assist-to-turnover ratio last year with the Hornets
- Spent one year (2016-17) at North Carolina State University where he won ACC Freshman of the Year and earned All-ACC Second Team honors

	CAREER HIGHS	2023-24 HIGHS
PTS	31, NYK at DET 2/8/19	14, 3x (last: BKN vs. SAS 2/10/24)
FGM	12, DAL vs. UTA 10/28/18	7, BKN vs. MIL 12/27/23
FGA	25, NYK vs. DET 2/5/19	17, BKN vs. MIL 12/27/23
3FGM	5, 2x (last: DAL at NOP 12/29/17)	2, 6x (last: BKN at ORL 3/13/24)
3FGA	11, DAL vs. SAS 11/14/17	5, BKN at ORL 3/13/24
FTM	11, NYK at DET 2/8/19	5, BKN at ATL 12/6/23
FTA	19, NYK at DET 2/8/19	5, 2x (last: BKN vs. GSW 2/5/24)
OREB	6, BKN vs. OKC 1/5/24	6, BKN vs. OKC 1/5/24
DREB	10, 2x (last: BKN vs. ORL 12/2/23)	10, BKN vs. ORL 12/2/23
TREB	12, 2x (last: BKN vs. OKC 1/5/24)	12, BKN vs. OKC 1/5/24
ASTS	15, DAL at NYK 1/30/19	10, BKN vs. POR 1/7/24 (OT)
STLS	7, NYK at HOU 2/24/20	5, BKN vs. CLE 2/8/24
BLKS	3, 2x (last: CHA vs. WAS 11/7/22)	2, 2x (last: BKN vs. GSW 2/5/24)
MINs	42, POR at GSW 12/8/21	32, BKN vs. MIA 1/15/24 (OT)

2023-24 SEASON AVERAGES: 6.6 PPG 2.9 RPG 3.6 APG 1.2 SPG 0.2 BPG 18.9 MPG

LAST FIVE GAMES

GAME	MIN	FG	3FG	FT	OREB	DREB	TREB	AST	PF	STL	TOV	BLK	+/-	PTS
4/7 vs. SAC														
4/6 vs. DET														
4/6 vs. DET														
4/1 at IND														
3/31 vs. LAL	3:38	1-2	0-1	0-0	0	0	0	0	0	0	0	0	-5	2

#24 – CAM THOMAS

GUARD · 6-3 · 215 · LOUISIANA STATE · 10/13/01 · 2 YEARS PRO



Quick Facts:

- Selected with the 27th pick in the 2021 NBA Draft by Brooklyn and signed a multi-year contract with the team on 8/5/21
- Appeared in 57 games for the Nets last season and averaged 10.6 ppg, 1.7 rpg and 1.4 apg over 16.6 mpg
- Tallied a team-leading four 40+ point games in 2022-23 and became the youngest player in league history (and the only Net) to record three straight 40 point games (2/4 – 2/7)
- His NCAA-leading 23.0 ppg at LSU (2020-21) ranked fourth in program history for a first-year player, behind only Pete Maravich as a sophomore (1967-68, 43.8 ppg), Mahmoud Abdul-Rauf as a freshman (1988-89, 30.2) and Bob Pettit as a sophomore (1951-52, 25.5)
- Born in Japan (mother was serving in the military), grew up in Virginia

	CAREER HIGHS	2023-24 HIGHS
PTS	47, BKN vs. LAC 2/6/23	45, BKN vs. MIL 11/6/23
FGM	17, BKN vs. MIL 11/6/23	17, BKN vs. MIL 11/6/23
FGA	33, BKN vs. MIL 11/6/23	33, BKN vs. MIL 11/6/23
3FGM	7, BKN vs. LAC 2/6/23	6, BKN vs. MIL 11/6/23
3FGA	16, BKN vs. MIL 11/6/23	16, BKN vs. MIL 11/6/23
FTM	18, BKN vs. PHX 2/7/23	12, 2x (last: BKN vs. HOU 1/27/24)
FTA	20, BKN vs. PHX 2/7/23	15, BKN vs. HOU 1/27/24
OREB	2, 7x (last: BKN at IND 3/16/24)	2, 3x (last: BKN at IND 3/16/24)
DREB	8, 2x (last: BKN vs. DAL 2/6/24)	8, BKN vs. DAL 2/6/24
TREB	8, 5x (last: BKN vs. CHI 3/29/24)	8, 4x (last: BKN vs. CHI 3/29/24)
ASTS	8, BKN vs. DAL 2/6/24	8, BKN vs. DAL 2/6/24
STLS	3, 2x (last: BKN at MIA 11/1/23)	3, BKN at MIA 11/1/23
BLKS	2, 2x (last: BKN vs. IND 4/3/24)	2, BKN vs. IND 4/3/24
MINs	45, BKN at WAS 3/27/24 (OT)	45, BKN at WAS 3/27/24 (OT)

2023-24 SEASON AVERAGES: 22.2 PPG 3.3 RPG 2.9 APG 0.7 SPG 0.2 BPG 31.3 MPG

LAST FIVE GAMES

GAME	MIN	FG	3FG	FT	OREB	DREB	TREB	AST	PF	STL	TOV	BLK	+/-	PTS
4/7 vs. SAC	36:06	8-18	2-7	3-3	0	4	4	1	1	1	4	0	-14	21
4/6 vs. DET	39:09	10-25	2-8	10-11	1	5	6	5	0	1	1	0	11	32
4/3 vs. IND	39:19	9-21	3-11	6-8	1	3	4	1	0	0	2	2	3	27
4/1 at IND	29:02	7-16	0-3	8-9	0	1	1	2	4	0	1	0	-25	22
3/31 vs. LAL	34:35	8-22	4-7	10-12	0	2	2	6	4	1	2	0	-7	30

#8 – LONNIE WALKER IV

GUARD · 6-4 · 210 · MIAMI (FL) · 12/14/98 · 5 YEARS PRO



Quick Facts:

- Selected 18th overall in the 2018 NBA Draft by San Antonio; signed a contract as a free agent with Brooklyn on 7/10/23
- Over five seasons with San Antonio (2018-22) and the L.A. Lakers (2022-23), averaged 9.9 ppg, 2.3 rpg and 1.5 apg over 21.0 mpg in 264 contests (88 starts)
- Appeared in a first round series during the 2019 NBA playoffs with the Spurs and contributed to a Lakers' Western Conference Finals appearance in 2023, including three double digit scoring performances against Golden State in the second round
- Played one season (2017-18) at the University of Miami and was a five-star recruit from Reading, Pa.

	CAREER HIGHS	2023-24 HIGHS
PTS	31, SAS at MIL 3/20/21	26, BKN vs. PHI 11/19/23
FGM	13, SAS at MIL 3/20/21	9, 2x (last: BKN vs. PHI 11/19/23)
FGA	21, 3x (last: LAL vs. LAC 10/20/22)	18, 2x (last: BKN at DET 3/7/24)
3FGM	6, 2x (last: BKN vs. CHI 11/26/23)	6, 2x (last: BKN vs. CHI 11/26/23)
3FGA	14, BKN at DET 3/7/24	14, BKN at DET 3/7/24
FTM	8, 2x (last: BKN at MIA 11/1/23)	8, BKN at MIA 11/1/23
FTA	11, 2x (last: BKN at MIA 11/1/23)	11, BKN at MIA 11/1/23
OREB	3, 2x (last: SAS at PHX 1/30/22)	1, 9x (last: BKN at BOS 2/14/24)
DREB	7, 4x (last: BKN at BOS 11/10/23)	7, BKN at BOS 11/10/23
TREB	8, SAS at POR 5/8/21	7, 2x (last: BKN at IND 4/1/24)
ASTS	7, BKN vs. PHX 1/31/24	7, BKN vs. PHX 1/31/24
STLS	4, BKN vs. PHX 1/31/24	4, BKN vs. PHX 1/31/24
BLKS	3, 2x (last: SAS vs. GSW 2/1/22)	2, BKN vs. MEM 3/4/24
MINs	40, LAL vs. NOP 11/2/22 (OT)	32, BKN vs. PHI 11/19/23

2023-24 SEASON AVERAGES: 9.6 PPG 2.1 RPG 1.2 APG 0.5 SPG 0.3 BPG 16.9 MPG

LAST FIVE GAMES

GAME	MIN	FG	3FG	FT	OREB	DREB	TREB	AST	PF	STL	TOV	BLK	+/-	PTS
4/7 vs. SAC	25:27	2-10	0-4	2-2	0	3	3	0	1	1	1	1	-30	6
4/6 vs. DET	11:13	1-3	1-2	0-0	0	1	1	0	0	0	1	0	-7	3
4/3 vs. IND														
4/1 at IND	19:45	5-13	3-6	1-2	1	6	7	3	0	0	0	1	11	14
3/31 vs. LAL	2:57	0-1	0-1	1-2	0	1	1	0	0	0	1	0	4	1

#9 – TRENDON WATFORD

FORWARD · 6-9 · 241 · LOUISIANA STATE · 11/09/00 · 2 YEARS PRO



Quick Facts:

- Went undrafted in the 2021 NBA Draft and signed a two-way deal with Portland; signed a contract with Brooklyn on 8/3/23
- Over two seasons with the Trail Blazers (2021-23), averaged 7.5 ppg, 4.0 rpg and 1.9 apg in 18.6 mpg in 110 games (22 starts)
- Reached double figures in scoring in 12 of his last 14 games of the 2022-23 season
- Spent two years (2019-21) at Louisiana State University, including one season which overlapped with current teammate Cam Thomas; the duo finished as the Tigers' top two leading scorers in 2020-21

	CAREER HIGHS	2023-24 HIGHS
PTS	27, POR vs. WAS 3/12/22	21, BKN at IND 4/1/24
FGM	11, POR vs. WAS 3/12/22	8, BKN at IND 4/1/24
FGA	19, POR at ATL 3/14/22	13, BKN vs. CLE 2/8/24
3FGM	2, 17x (last: BKN vs. SAC 4/7/24)	2, 6x (last: BKN vs. SAC 4/7/24)
3FGA	4, 5x (last: BKN at TOR 3/25/24)	4, BKN at TOR 3/25/24
FTM	9, POR at UTA 3/9/22	6, 2x (last: BKN at IND 3/16/24)
FTA	9, POR at UTA 3/9/22	7, BKN at IND 3/16/24
OREB	5, POR vs. HOU 3/26/22	4, BKN at HOU 1/3/24
DREB	11, 2x (last: POR at DAL 12/16/22)	7, BKN vs. LAL 3/31/24
TREB	14, 2x (last: POR at UTA 12/3/22)	8, BKN vs. LAL 3/31/24
ASTS	8, POR vs. BOS 3/17/23	6, BKN at DEN 12/14/23
STLS	3, 5x (last: BKN vs. LAC 11/8/23)	3, BKN vs. LAC 11/8/23
BLKS	4, POR at ATL 3/14/22	2, 3x (last: BKN vs. PHI 3/6/24)
MINs	40, POR vs. NYK 3/14/23	34, BKN at IND 4/1/24

2023-24 SEASON AVERAGES: 6.6 PPG 2.8 RPG 1.1 APG 0.4 SPG 0.3 BPG 12.8 MPG

LAST FIVE GAMES

GAME	MIN	FG	3FG	FT	OREB	DREB	TREB	AST	PF	STL	TOV	BLK	+/-	PTS
4/7 vs. SAC	32:50	7-18	2-5	0-0	3	4	7	2	4	0	4	1	-36	16
4/6 vs. DET	15:41	2-3	0-0	3-4	0	2	2	1	3	0	4	0	-9	7
4/3 vs. IND	12:34	1-4	0-0	2-2	0	1	1	0	0	0	1	0	-11	4
4/1 at IND	33:48	8-11	1-2	4-7	1	1	2	0	4	1	4	1	-12	21
3/31 vs. LAL	29:11	7-10	1-2	0-0	1	7	8	2	3	1	3	1	5	15

#0 – DARIQ WHITEHEAD

GUARD/FORWARD · 6-6 · 220 · DUKE · 08/01/04 · ROOKIE



Quick Facts:

- Selected 22nd overall by Brooklyn in the 2023 NBA Draft; signed a multi-year contract with the Nets on 7/10/23
- In 13 games (12 starts) during the NBA G League Showcase Cup with the Long Island Nets, the NBA G League affiliate of the Brooklyn Nets, averaged 9.0 ppg, 3.0 rpg and 1.3 apg over 18.2 mpg
- Spent one year (2022-23) at Duke University where he averaged 8.3 ppg and shot .421 3FG% over 20.6 mpg in 28 games (seven starts)
- Averaged 10.5 ppg and shot .625 3FG% in two NCAA Tournament games
- A Newark, N.J., native, attended Montverde Academy (Fla.) for his senior high school season and was named Naismith High School Player of the Year and MVP of the 2022 McDonald's All-American Game

	CAREER HIGHS	2023-24 HIGHS
PTS	2, BKN vs. MIL 12/27/23	2, BKN vs. MIL 12/27/23
FGM	1, BKN vs. MIL 12/27/23	1, BKN vs. MIL 12/27/23
FGA	5, BKN vs. MIL 12/27/23	5, BKN vs. MIL 12/27/23
3FGM	--	--
3FGA	3, BKN vs. MIL 12/27/23	3, BKN vs. MIL 12/27/23
FTM	1, BKN vs. MIL 11/25/23	1, BKN vs. MIL 11/25/23
FTA	2, BKN vs. MIL 11/25/23	2, BKN vs. MIL 11/25/23
OREB	--	--
DREB	4, BKN vs. MIL 12/27/23	4, BKN vs. MIL 12/27/23
TREB	4, BKN vs. MIL 12/27/23	4, BKN vs. MIL 12/27/23
ASTS	3, BKN vs. MIL 12/27/23	3, BKN vs. MIL 12/27/23
STLS	--	--
BLKS	1, BKN vs. MIL 11/25/23	1, BKN vs. MIL 11/25/23
MINs	21, BKN vs. MIL 12/27/23	21, BKN vs. MIL 12/27/23

2023-24 SEASON AVERAGES: 1.5 PPG 2.0 RPG 1.5 APG 0.0 SPG 0.5 BPG 12.0 MPG

LAST FIVE GAMES

GAME	MIN	FG	3FG	FT	OREB	DREB	TREB	AST	PF	STL	TOV	BLK	+/-	PTS
4/7 vs. SAC														
4/6 vs. DET														
4/3 vs. IND														
4/1 at IND														
3/31 vs. LAL														

#22 – JALEN WILSON

FORWARD · 6-6 · 230 · KANSAS · 11/04/00 · ROOKIE



Quick Facts:

- Selected 51st overall by Brooklyn in 2023 NBA Draft; signed a two-way contract on 7/5/23 and signed a multi-year contract on 3/1/24
- Played in 11 games (all starts) during the NBA G League Showcase Cup with the Long Island Nets, the NBA G League affiliate of the Brooklyn Nets, and averaged 19.1 ppg (.500 FG %, .451 3FG %), 7.6 rpg and 2.4 apg in 31.1 mpg
- Spent four years (2019-23) at the University of Kansas where he became the 10th Jayhawk all-time to total 1,400 career points (1,475) and 800 career rebounds (802)
- Earned consensus All-America First Team and Big 12 Player of the Year Honors following his redshirt junior season (2022-23)
- Named an All-Big 12 Third Team honoree in 2021-22 and helped lead KU to its sixth national championship in program history

	CAREER HIGHS	2023-24 HIGHS
PTS	21, BKN vs. MIL 12/27/23	21, BKN vs. MIL 12/27/23
FGM	5, BKN vs. MIL 12/27/23	5, BKN vs. MIL 12/27/23
FGA	13, BKN vs. MIL 12/27/23	13, BKN vs. MIL 12/27/23
3FGM	3, BKN vs. BOS 2/13/24	3, BKN vs. BOS 2/13/24
3FGA	4, 4x (last: BKN vs. SAC 4/7/24)	4, 4x (last: BKN vs. SAC 4/7/24)
FTM	11, BKN vs. MIL 12/27/23	11, BKN vs. MIL 12/27/23
FTA	11, BKN vs. MIL 12/27/23	11, BKN vs. MIL 12/27/23
OREB	7, BKN vs. MIL 12/27/23	7, BKN vs. MIL 12/27/23
DREB	6, BKN vs. SAC 4/7/24	6, BKN vs. SAC 4/7/24
TREB	10, BKN vs. MIL 12/27/23	10, BKN vs. MIL 12/27/23
ASTS	3, 2x (last: BKN vs. SAC 4/7/24)	3, 2x (last: BKN vs. SAC 4/7/24)
STLS	1, 9x (last: BKN vs. SAC 4/7/24)	1, 9x (last: BKN vs. SAC 4/7/24)
BLKS	1, 2x (last: BKN vs. SAC 4/7/24)	1, 2x (last: BKN vs. SAC 4/7/24)
MINs	40, BKN vs. CLE 2/8/24	40, BKN vs. CLE 2/8/24

2023-24 SEASON AVERAGES: 4.8 PPG 2.7 RPG 1.1 APG 0.2 SPG 0.1 BPG 14.5 MPG

LAST FIVE GAMES

GAME	MIN	FG	3FG	FT	OREB	DREB	TREB	AST	PF	STL	TOV	BLK	+/-	PTS
4/7 vs. SAC	32:11	4-9	1-4	2-4	0	6	6	3	1	1	3	1	-10	11
4/6 vs. DET	18:03	3-5	2-3	2-4	2	2	4	1	1	1	1	0	18	10
4/3 vs. IND	10:21	1-1	0-0	2-2	1	3	4	0	1	0	0	0	-9	4
4/1 at IND	23:54	2-5	1-3	1-2	0	1	1	1	1	0	1	0	-7	6
3/31 vs. LAL	7:43	1-2	0-0	0-0	1	1	2	0	0	0	0	0	8	2