



# GAME NOTES

## Los Angeles Lakers (36-30) at Sacramento Kings (36-27)

Regular Season Game #67 • Away Game #32

TV: ESPN • Spectrum SportsNet

Radio: ESPN LA 710 • 1330 KWKW

Wednesday, March 13, 2024 • Golden 1 Center (Sacramento, Calif.) • 7 p.m. PT



| DATE  | OPPONENT         | TIME/RESULT      | TV/REC     |
|-------|------------------|------------------|------------|
| 10/24 | at Denver        | L, 107-119       | 0-1        |
| 10/26 | Phoenix          | W, 100-95        | 1-1        |
| 10/29 | at Sacramento    | L, 127-132 (OT)  | 1-2        |
| 10/30 | Orlando          | W, 106-103       | 2-2        |
| 11/1  | LA Clippers      | W, 130-125 (OT)  | 3-2        |
| 11/4  | at Orlando       | L, 101-120       | 3-3        |
| 11/6  | at Miami         | L, 107-108       | 3-4        |
| 11/8  | at Houston       | L, 94-128        | 3-5        |
| 11/10 | at Phoenix*      | W, 122-119       | 4-5 (1-0)  |
| 11/12 | Portland         | W, 116-110       | 5-5        |
| 11/14 | Memphis*         | W, 134-107       | 6-5 (2-0)  |
| 11/15 | Sacramento       | L, 110-125       | 6-6        |
| 11/17 | at Portland*     | W, 107-95        | 7-6 (3-0)  |
| 11/19 | Houston          | W, 105-104       | 8-6        |
| 11/21 | Utah*            | W, 131-99        | 9-6 (4-0)  |
| 11/22 | Dallas           | L, 101-104       | 9-7        |
| 11/25 | at Cleveland     | W, 121-115       | 10-7       |
| 11/27 | at Philadelphia  | L, 94-138        | 10-8       |
| 11/29 | at Detroit       | W, 133-107       | 11-8       |
| 11/30 | at Oklahoma City | L, 110-133       | 11-9       |
| 12/2  | Houston          | W, 107-97        | 12-9       |
| 12/5  | Phoenix*         | W, 106-103       | 13-9 (5-0) |
| 12/7  | New Orleans*     | W, 133-89        | 14-9 (6-0) |
| 12/9  | Indiana*         | W, 123-109       | 14-9 (7-0) |
| 12/12 | at Dallas        | L, 125-127       | 14-10      |
| 12/13 | at San Antonio   | W, 122-119       | 15-10      |
| 12/15 | at San Antonio   | L, 115-129       | 15-11      |
| 12/18 | New York         | L, 109-114       | 15-12      |
| 12/20 | at Chicago       | L, 108-124       | 15-13      |
| 12/21 | at Minnesota     | L, 111-118       | 15-14      |
| 12/23 | at Oklahoma City | W, 129-120       | 16-14      |
| 12/25 | Boston           | L, 115-126       | 16-15      |
| 12/28 | Charlotte        | W, 133-112       | 17-15      |
| 12/30 | at Minnesota     | L, 106-108       | 17-16      |
| 12/31 | at New Orleans   | L, 109-129       | 17-17      |
| 1/3   | Miami            | L, 96-110        | 17-18      |
| 1/5   | Memphis          | L, 113-127       | 17-19      |
| 1/7   | LA Clippers      | W, 106-103       | 18-19      |
| 1/9   | Toronto          | W, 132-131       | 19-19      |
| 1/11  | Phoenix          | L, 109-127       | 19-20      |
| 1/13  | at Utah          | L, 125-132       | 19-21      |
| 1/15  | Oklahoma City    | W, 112-105       | 20-21      |
| 1/17  | Dallas           | W, 127-110       | 21-21      |
| 1/19  | Brooklyn         | L, 112-130       | 21-22      |
| 1/21  | Portland         | W, 134-110       | 22-22      |
| 1/23  | at LA Clippers   | L, 116-127       | 22-23      |
| 1/25  | Chicago          | W, 141-132       | 23-23      |
| 1/27  | at Golden State  | W, 145-144 (2OT) | 24-23      |
| 1/29  | at Houston       | L, 119-135       | 24-24      |
| 1/30  | at Atlanta       | L, 122-138       | 24-25      |
| 2/1   | at Boston        | W, 114-105       | 25-25      |
| 2/3   | at New York      | W, 113-105       | 26-25      |
| 2/5   | at Charlotte     | W, 124-118       | 27-25      |
| 2/8   | Denver           | L, 106-114       | 27-26      |
| 2/9   | New Orleans      | W, 139-122       | 28-26      |
| 2/13  | Detroit          | W, 125-111       | 29-26      |
| 2/14  | at Utah          | W, 138-122       | 30-26      |
| 2/22  | at Golden State  | L, 110-128       | 30-27      |
| 2/23  | San Antonio      | W, 123-118       | 31-27      |
| 2/25  | at Phoenix       | L, 113-123       | 31-28      |
| 2/28  | at LA Clippers   | W, 116-112       | 32-28      |
| 2/29  | Washington       | W, 134-131 (OT)  | 33-28      |
| 3/2   | Denver           | L, 114-124       | 33-29      |
| 3/4   | Oklahoma City    | W, 116-104       | 34-29      |
| 3/6   | Sacramento       | L, 120-130       | 34-30      |
| 3/8   | Milwaukee        | W, 123-122       | 35-30      |
| 3/10  | Minnesota        | W, 120-109       | 36-30      |
| 3/13  | at Sacramento    | 7:00 PM          | ESPN/SPEC  |
| 3/16  | Golden State     | 5:30 PM          | ABC        |
| 3/18  | Atlanta          | 7:30 PM          | SPEC       |
| 3/22  | Philadelphia     | 7:30 PM          | NBATV/SPEC |
| 3/24  | Indiana          | 7:00 PM          | NBATV/SPEC |
| 3/26  | at Milwaukee     | 4:30 PM          | TNT/SPEC   |
| 3/27  | at Memphis       | 5:00 PM          | SPEC       |
| 3/29  | at Indiana       | 4:00 PM          | NBATV/SPEC |
| 3/31  | at Brooklyn      | 3:00 PM          | SPEC       |
| 4/2   | at Toronto       | 4:00 PM          | SPEC       |
| 4/3   | at Washington    | 4:00 PM          | SPEC       |
| 4/6   | Cleveland        | 12:30 PM         | SPEC       |
| 4/7   | Minnesota        | 7:00 PM          | NBATV/SPEC |
| 4/9   | Golden State     | 7:00 PM          | TNT/SPEC   |
| 4/12  | at Memphis       | 5:00 PM          | SPEC       |
| 4/14  | at New Orleans   | 12:30 PM         | SPEC       |

\*In-Season Tournament

### LAST GAME 'S STARTERS

|   |   |            |            |            |            |             |            |            |
|---|---|------------|------------|------------|------------|-------------|------------|------------|
| <b>Rui Hachimura</b><br>#28<br>F • 6-8 • 230<br>Gonzaga   | <b>GP/GS</b>  | <b>PPG</b> | <b>RPG</b> | <b>APG</b> | <b>FG%</b> | <b>3FG%</b> | <b>FT%</b> | <b>MPG</b> |
|   | 52/23   | 12.5       | 3.7        | 1.1        | .517       | .412        | .713       | 25.5       |
|   | <b>LAST GAME:</b> 15 points, 2 rebounds and 3 assists in 24 minutes vs. Minnesota<br>• Re-signed with the Lakers on July 6, 2023<br>• Originally acquired by Los Angeles on Jan. 23, 2023 via trade from Washington<br>• Has appeared in 262 career games (150 starts) with Los Angeles and Washington                  |            |            |            |            |             |            |            |
| <b>LeBron James</b><br>#23<br>F • 6-9 • 250<br>St. Vincent St. Mary   | <b>GP/GS</b>  | <b>PPG</b> | <b>RPG</b> | <b>APG</b> | <b>FG%</b> | <b>3FG%</b> | <b>FT%</b> | <b>MPG</b> |
|   | 57/57   | 25.3       | 7.1        | 8.0        | .530       | .407        | .742       | 35.1       |
|   | <b>LAST GAME:</b> 29 points, 8 rebounds and 9 assists in 38 minutes vs. Minnesota<br>• Has logged the most combined regular season and playoffs minutes of any player in NBA history<br>• Named NBA In-Season Tournament MVP<br>• Became the first player in NBA history to surpass 40,000 career points on March 2     |            |            |            |            |             |            |            |
| <b>Anthony Davis</b><br>#3<br>C • 6-10 • 253<br>Kentucky  | <b>GP/GS</b>  | <b>PPG</b> | <b>RPG</b> | <b>APG</b> | <b>FG%</b> | <b>3FG%</b> | <b>FT%</b> | <b>MPG</b> |
|   | 62/62   | 24.8       | 12.5       | 3.6        | .555       | .257        | .812       | 35.8       |
|   | <b>LAST GAME:</b> 27 points, 25 rebounds, 5 assists, 7 steals and 3 blocks in 39 minutes vs. Minnesota<br>• Signed a contract extension with Los Angeles on Aug. 6, 2023<br>• Named to the NBA In-Season All-Tournament Team<br>• Ranks third in the NBA in rebounds per game (12.5) and fifth in blocks per game (2.5) |            |            |            |            |             |            |            |
| <b>Austin Reaves</b><br>#15<br>G • 6-5 • 206<br>Oklahoma  | <b>GP/GS</b>  | <b>PPG</b> | <b>RPG</b> | <b>APG</b> | <b>FG%</b> | <b>3FG%</b> | <b>FT%</b> | <b>MPG</b> |
|   | 65/40   | 15.7       | 4.0        | 5.6        | .494       | .375        | .860       | 31.6       |
|   | <b>LAST GAME:</b> 19 points, 6 rebounds and 4 assists in 36 minutes vs. Minnesota<br>• Re-signed with Los Angeles on July 6, 2023<br>• Has appeared in 190 career NBA games (81 starts), all with the Lakers<br>• Averaged 13.0 points, 3.0 rebounds and 3.4 assists in 28.8 minutes per game last season               |            |            |            |            |             |            |            |
| <b>D'Angelo Russell</b><br>#1<br>G • 6-4 • 200<br>Ohio State  | <b>GP/GS</b>  | <b>PPG</b> | <b>RPG</b> | <b>APG</b> | <b>FG%</b> | <b>3FG%</b> | <b>FT%</b> | <b>MPG</b> |
|   | 60/53   | 18.1       | 3.0        | 6.2        | .472       | .424        | .805       | 31.9       |
|   | <b>LAST GAME:</b> 13 points, 3 rebounds and 6 assists in 34 minutes vs. Minnesota<br>• Re-signed with Los Angeles on July 7, 2023<br>• Acquired via trade on Feb. 8, 2023, from Minnesota<br>• Originally selected with the No. 2 overall pick in the 2015 NBA Draft by the Lakers                                      |            |            |            |            |             |            |            |
| <b><u>PRONUNCIATIONS:</u></b> JD DuBois (dew-bwah),<br>Rui Hachimura (ROO-ee hah-chee-MURR-uh), Jalen Hood-Schifino (shuh-FEE-no),<br>Taurean Prince (TORE-ee-in), Schuyler Rimmer (SKY-luhr) |   |            |            |            |            |             |            |            |

### 2023-24 REGULAR SEASON RECORDS

|                | RECORD | HOME (STREAK) | ROAD (STREAK) | OVERTIME | STREAK |
|----------------|--------|---------------|---------------|----------|--------|
| <b>OVERALL</b> | 36-30  | 24-11 (W2)    | 12-19 (W1)    | 3-1      | W2     |
| <b>PACIFIC</b> | 7-7    | 4-3 (L2)      | 3-4 (W1)      | 2-1      | L1     |
| <b>WESTERN</b> | 24-21  | 17-7 (W1)     | 7-14 (W1)     | 2-1      | W1     |
| <b>EASTERN</b> | 12-9   | 7-4 (W4)      | 5-5 (W2)      | -        | W6     |

### LAKERS STATUS REPORT

- **Anthony Davis** (bilateral Achilles tendinopathy) is **PROBABLE**
- **LeBron James** (left ankle peroneal tendinopathy) is **QUESTIONABLE**
- **Colin Castleton** (right wrist fracture), **Cam Reddish** (right ankle sprain), **Jarred Vanderbilt** (right midfoot sprain), **Gabe Vincent** (left knee surgery) and **Christian Wood** (left knee effusion) are **OUT**
- **Jalen Hood-Schifino** is with the South Bay Lakers

### 2023-24 TEAM LEADERS

| CATEGORY | PLAYER               |
|----------|----------------------|
| Scoring  | Davis – 1,535 (24.8) |
| Rebounds | Davis – 773 (12.5)   |
| Assists  | James – 457 (8.0)    |
| Steals   | James – 71 (1.3)     |
| Blocks   | Davis – 149 (2.4)    |
| FG       | Davis – 576          |
| FG%      | Davis – .555         |
| 3FG      | Russell – 171        |
| 3FG%     | Russell – .424       |
| FT       | Davis – 337          |
| FT%      | Reaves – .860        |

IN-GAME STATS UPDATES ARE AVAILABLE TO CREDENTIALLED MEDIA ON X AT @LAKERS\_MR

2023-24 LOS ANGELES LAKERS ROSTER

| NO. | NAME                 | POS | HT   | WT  | DOB      | PRIOR TO NBA / COUNTRY          | YRS |
|-----|----------------------|-----|------|-----|----------|---------------------------------|-----|
| 14  | Colin Castleton (2W) | C   | 6-11 | 231 | 5/25/00  | Florida / USA                   | R   |
| 10  | Max Christie         | G   | 6-5  | 190 | 2/10/03  | Michigan State / USA            | 1   |
| 3   | Anthony Davis        | C   | 6-10 | 253 | 3/11/93  | Kentucky / USA                  | 11  |
| 26  | Spencer Dinwiddie    | G   | 6-5  | 215 | 4/6/93   | Colorado / USA                  | 9   |
| 20  | Harry Giles III (2W) | F/C | 6-10 | 240 | 4/22/98  | Duke / USA                      | 3   |
| 28  | Rui Hachimura        | F   | 6-8  | 230 | 2/8/98   | Gonzaga / Japan                 | 4   |
| 11  | Jaxson Hayes         | C   | 7-0  | 217 | 5/23/00  | Texas / USA                     | 4   |
| 0   | Jalen Hood-Schifino  | G   | 6-6  | 215 | 6/19/03  | Indiana / USA                   | R   |
| 23  | LeBron James         | F   | 6-9  | 250 | 12/30/84 | St. Vincent-St. Mary (OH) / USA | 20  |
| 21  | Maxwell Lewis        | F   | 6-7  | 205 | 7/27/02  | Pepperdine / USA                | R   |
| 4   | Skylar Mays (2W)     | G   | 6-4  | 205 | 9/5/97   | LSU / USA                       | 3   |
| 12  | Taurean Prince       | F   | 6-6  | 216 | 3/22/94  | Baylor / USA                    | 7   |
| 15  | Austin Reaves        | G   | 6-5  | 206 | 5/29/98  | Oklahoma / USA                  | 2   |
| 5   | Cam Reddish          | F   | 6-8  | 218 | 9/1/99   | Duke / USA                      | 4   |
| 1   | D'Angelo Russell     | G   | 6-4  | 200 | 2/23/96  | Ohio State / USA                | 8   |
| 2   | Jarred Vanderbilt    | F   | 6-9  | 214 | 4/3/99   | Kentucky / USA                  | 5   |
| 7   | Gabe Vincent         | G   | 6-3  | 195 | 6/14/96  | UC Santa Barbara / USA          | 4   |
| 35  | Christian Wood       | F/C | 6-10 | 223 | 9/27/95  | UNLV / USA                      | 7   |

HEAD COACH:Darvin Ham (Texas Tech)

ASSISTANT COACHES:Chris Jent (Ohio State), Phil Handy (Hawaii), Jordan Ott (Penn State), JD DuBois (Utah), Schuyler Rimmer (Florida), Zach Peterson (Michigan State), DeMarre Carroll (Missouri)

ATHLETIC TRAINER:Roger Sancho (Texas)

| NUMERICAL ROSTER |               |    |           | HOW THE LAKERS WERE BUILT |          |   |  |
|------------------|---------------|----|-----------|---------------------------|----------|---|--|
| 0                | Hood-Schifino | 12 | Prince    | VIA FREE AGENCY           | 2018-19: | LeBron James (re-signed 8/18/22)  |  |
| 1                | Russell       | 14 | Castleton |                           | 2021-22: | Austin Reaves (re-signed 7/6/23)  |  |
| 2                | Vanderbilt    | 15 | Reaves    |                           | 2023-24: | Colin Castleton, Spencer Dinwiddie, Harry Giles III, Jaxson Hayes, Skylar Mays, Taurean Prince, Cam Reddish, Gabe Vincent, Christian Wood |  |
| 3                | Davis         | 20 | Giles III | VIA TRADE (Acquired From) | 2019-20: | Anthony Davis (New Orleans; re-signed 8/6/23)   |  |
| 4                | Mays          | 21 | Lewis     |                           | 2022-23: | Rui Hachimura (Washington; re-signed 7/6/23), D'Angelo Russell (Minnesota; re-signed 7/7/23), Jarred Vanderbilt (Utah, re-signed 9/18/23) |  |
| 5                | Reddish       | 23 | James     |                           | 2023-24: | Maxwell Lewis (Denver)  |  |
| 7                | Vincent       | 26 | Dinwiddie | VIA DRAFT (Pick)          | 2022-23: | Max Christie (35th)   |  |
| 10               | Christie      | 28 | Hachimura |                           | 2023-24: | Jalen Hood-Schifino (17th)  |  |
| 11               | Hayes         | 35 | Wood      |                           |          |   |  |

## OPPONENT BREAKDOWN

### ALL-TIME RECORD vs. SACRAMENTO KINGS



| HOME   | ROAD   | NEUTRAL | OVERALL |
|--------|--------|---------|---------|
| 159-46 | 97-104 | 26-16   | 281-167 |

| ALL-TIME SERIES FACTS      |                        |                               |  |                                   |   |
|----------------------------|------------------------|-------------------------------|--|-----------------------------------|---|
| <b>Current Streak</b>      | Lost 4                 | <b>Last Home Loss</b>         | March 6, 2024 (120-130)  | <b>Most Points Allowed</b>        | 146 @ Cincinnati, 1/5/71<br>141 vs. Sacramento, 11/26/21 (3OT)<br>136 vs. Sacramento, 8/13/20                       |
| <b>Current Home Streak</b> | Lost 4                 | <b>Last Road Loss</b>         | Oct. 29, 2023 (127-132, OT)  | <b>Fewest Points Scored</b>       | 76 vs. Rochester, 3/3/55<br>82 @ Sacramento, 2/16/95  |
| <b>Current Road Streak</b> | Lost 1                 | <b>Largest Winning Margin</b> | 44 vs. Cincinnati, 2/6/68 (146-102)<br>36 vs. Sacramento, 2/4/87 (128-92)                                      | <b>Fewest Points Allowed</b>      | 72 @ Sacramento, 3/25/01  |
| <b>Last Home Win</b>       | Jan. 4, 2022 (122-114) | <b>Largest Losing Margin</b>  | 34 @ Cincinnati, 1/5/71 (146-112)<br>24 vs. Sacramento, 3/28/01 (108-84)<br>24 @ Sacramento, 12/12/16 (116-92) | <b>High Individual Game (LAL)</b> | 61, G. Mikan vs. Rochester, 1/20/52<br>51, K. Bryant @ Sacramento, 1/19/06  |
| <b>Last Road Win</b>       | Jan. 7, 2023 (136-134) | <b>Most Points Scored</b>     | 146 vs. Cincinnati, 2/6/68<br>137 vs. Sacramento, 11/26/21 (3OT)<br>136 at Sacramento, 1/7/23                  | <b>High Individual Game (SAC)</b> | 59, J. Twyman @ Cincinnati, 1/15/60<br>40, M. Bibby @ Sacramento, 1/19/06<br>40, D. Cousins vs. Sacramento, 2/14/17 |

### SEASON & SERIES NOTES: CONNECTIONS

**All-Time Series Notes:** Los Angeles owns a 281-167 advantage in the all-time series ... The two franchises have met 324 times overall in the Los Angeles era (211-113) and 158 times since the Kings moved to Sacramento (103-57) ... The Lakers are 28-18 all-time against the Kings at Crypto.com Arena ... Against Sacramento on Nov. 3, 2010, Kobe Bryant recorded his 17th career triple-double, while passing Kareem Abdul-Jabbar as the franchise leader for career minutes in a 112-100 Lakers victory at Sacramento ... In 2006-07, the Lakers were whistled for 42 personal fouls in their 132-128 overtime victory in Sacramento on Jan. 4, 2007, establishing a new Los Angeles era franchise record ... The Lakers had last committed 42 personal fouls on Feb. 17, 1957 versus St. Louis when the team was still in Minneapolis

**Connections:** Kings G **Malik Monk** played for the Lakers during the 2021-22 season ... Kings C **Javale McGee** played two seasons for the Lakers during 2018-19 and 2019-20 ... McGee was teammates with Lakers F **Christian Wood** for Dallas in the 2022-23 season ... Kings C **Alex Len** was teammates in Atlanta with Lakers F **Taurean Prince** for the 2018-19 season ... Len played with Lakers F/G **Cam Reddish** for Atlanta for part of the 2019-20 season ... Len and Lakers F **Rui Hachimura** were teammates for Washington for part of the 2020-21 season ... Lakers F **Jarred Vanderbilt** and Kings F **Trey Lyles** were teammates for Denver in the 2018-19 season.

### 2023-24 SCHEDULE (0-3)

| GAME                    | OUTCOME/TIME    |
|-------------------------|-----------------|
| 10/29/23 @ Sacramento   | L, 127-132 (OT) |
| 11/15/23 vs. Sacramento | L, 110-125      |
| 3/6/24 vs. Sacramento   | L, 120-130      |
| 3/13/24 @ Sacramento    | 7 p.m.          |

### LAST SEASON'S RESULTS (1-3)

| GAME                    | OUTCOME    |
|-------------------------|------------|
| 11/11/22 vs. Sacramento | L, 114-120 |
| 12/21/22 @ Sacramento   | L, 120-134 |
| 1/7/23 @ Sacramento     | W, 136-134 |
| 1/18/23 vs. Sacramento  | L, 111-116 |

## SEASON TRANSACTIONS

(6/22) Selected Jalen Hood-Schifino with the 17th overall pick in the 2023 NBA Draft ... Acquired Maxwell Lewis from the Denver Nuggets as part of a four-team trade, sending Mojave King and cash considerations to the Indiana Pacers ... (6/27) Extended qualifying offers to Rui Hachimura and Austin Reaves ... (6/29) Waived Mo Bamba and Shaquille Harrison ... (7/3) Signed Colin Castleton and D'Moi Hodge to two-way contracts ... (7/6) Re-signed Rui Hachimura and Austin Reaves ... Signed Jaxson Hayes, Taurean Prince, Cam Reddish and Gabe Vincent ... (7/7) Re-signed D'Angelo Russell ... (7/8) Signed Jalen Hood-Schifino and Maxwell Lewis ... (7/26) Waived Cole Swider ... Signed Alex Fudge to a two-way contract ... (8/6) Signed Anthony Davis to a contract extension ... (9/6) Signed Christian Wood ... (9/7) Signed Damion Baugh, Bryce Hamilton, Scotty Pippen Jr. and Vincent Valerio-Bodon ... (9/18) Signed Jarred Vanderbilt to a contract extension ... Waived Hamilton ... (10/16) Waived Baugh, Pippen Jr. and Valerio-Bodon ... (10/18) Signed Louis King ... (10/19) Waived King ... Signed Quindary Weatherspoon ... (10/20) Waived Weatherspoon ... (10/31) Assigned Maxwell Lewis to the South Bay Lakers ... (11/1) Recalled Lewis from South Bay ... (11/11) Assigned Lewis to South Bay ... (11/12) Recalled Lewis from South Bay ... Assigned Lewis to South Bay ... (11/14) Recalled Lewis from South Bay ... (11/15) Assigned Lewis to South Bay ... Recalled Lewis ... (11/18) Assigned Lewis to South Bay ... (11/21) Recalled Lewis ... (12/4) Assigned Lewis to South Bay ... Recalled Lewis ... (12/5) Assigned Jalen Hood-Schifino and Maxwell Lewis to South Bay ... Recalled Hood-Schifino and Lewis ... (12/10) Assigned Maxwell Lewis to South Bay ... Recalled Lewis ... (12/11) Assigned Lewis to South Bay ... (12/16) Recalled Lewis to LAL ... Assigned Lewis to South Bay (12/26) ... (1/5) Recalled Lewis to LAL ... (1/6) Assigned Jalen Hood-Schifino and Maxwell Lewis to South Bay ... Waived Alex Fudge and D'Moi Hodge ... Signed Dylan Windler to a Two-Way contract ... (1/7) Recalled Hood-Schifino and Lewis from South Bay ... Assigned Hood-Schifino and Lewis to South Bay ... (1/8) Signed Skylar Mays to a Two-Way contract ... Recalled Hood-Schifino and Lewis from South Bay ... (1/9) Assigned Hood-Schifino and Lewis to South Bay ... Recalled Hood-Schifino and Lewis ... (1/11) Assigned Hood-Schifino and Lewis to South Bay ... Recalled Hood-Schifino and Lewis ... Assigned Hood-Schifino and Lewis to South Bay ... (1/12) Recalled Hood-Schifino ... (1/14) Assigned Hood-Schifino to South Bay ... (1/19) Recalled Hood-Schifino and Lewis from South Bay ... Assigned Hood-Schifino and Lewis to South Bay ... (1/21) Recalled Hood-Schifino and Lewis ... Assigned Hood-Schifino and Lewis to South Bay ... (1/23) Recalled Hood-Schifino and Lewis ... Assigned Hood-Schifino and Lewis to South Bay ... (1/25) Recalled Hood-Schifino and Lewis ... Assigned Hood-Schifino to South Bay ... (1/21) Recalled Hood-Schifino ... (2/8) Assigned Hood-Schifino and Lewis to South Bay ... (1/25) Recalled Hood-Schifino and Lewis ... (2/10) Assigned Hood-Schifino and Lewis to South Bay ... Signed Spencer Dinwiddie ... (2/13) Recalled Hood-Schifino and Lewis ... Assigned Hood-Schifino and Lewis to South Bay ... (2/14) Recalled Hood-Schifino and Lewis ... (2/22) Assigned Lewis to South Bay ... (2/23) Recalled Lewis from South Bay ... (2/24) Assigned Hood-Schifino and Lewis to South Bay ... (3/1) Waived Dylan Windler ... (3/2) Signed Harry Giles III to a two-way contract ... (3/4) Recalled Hood-Schifino and Lewis ... Assigned Hood-Schifino and Lewis to South Bay ... (3/6) Recalled Hood-Schifino and Lewis ... Assigned Hood-Schifino and Lewis ... (3/7) Recalled Hood-Schifino and Lewis ... (3/8) Assigned Hood-Schifino and Lewis ... (3/9) Recalled Hood-Schifino and Lewis ... (3/10) Assigned Lewis to South Bay ... (3/11) Recalled Lewis

UPCOMING REGULAR SEASON OPPONENTS



GAME  
#68

LOS ANGELES LAKERS vs. GOLDEN STATE WARRIORS

Saturday, March 16, 2024 • 5:30 p.m. PT  
Crypto.com Arena • Los Angeles, Calif.

|                 | HOME   | ROAD   | NEUTRAL | OVERALL |
|-----------------|--------|--------|---------|---------|
| All-Time Totals | 151-51 | 95-106 | 16-17   | 262-174 |

**All-Time Series Notes:** The Lakers and Warriors have met 436 times in the regular season, where L.A. holds a 262-174 advantage ... In the Los Angeles era, the Lakers are 211-134 against the Warriors ... In recent series history, the Lakers defeated the Warriors on Christmas 2019, 127-101, to end a seven-game losing streak to the in-state foe ... The 26-point victory in that matchup was the largest Lakers win in the series since Nov. 21, 2010 (117-89) ... In 2017-18, two of the four regular season matchups went into overtime, marking the first season since 2006-07 in which Los Angeles has played at least two overtime games against the same opponent in a single season ... The Lakers hold the all-time series advantage in overtime games, 10-9

2023-24 SCHEDULE (1-1)

| GAME                     | OUTCOME/TIME     |
|--------------------------|------------------|
| 1/27/24 @ Golden State   | 145-144 (2OT, W) |
| 2/22/24 @ Golden State   | 110-128 (L)      |
| 3/16/24 vs. Golden State | 5:30 p.m.        |
| 4/9/24 vs. Golden State  | 7 p.m.           |

LAST SEASON'S RESULTS (3-1)

| GAME                     | OUTCOME     |
|--------------------------|-------------|
| 10/18/22 @ Golden State  | 109-123 (L) |
| 2/11/23 @ Golden State   | 109-103 (W) |
| 2/23/23 vs. Golden State | 124-111 (W) |
| 3/5/23 vs. Golden State  | 113-105 (W) |



GAME  
#69

LOS ANGELES LAKERS vs. ATLANTA HAWKS

Monday, March 18, 2024 • 7:30 p.m. PT  
Crypto.com Arena • Los Angeles, Calif.

|                 | HOME   | ROAD  | NEUTRAL | OVERALL |
|-----------------|--------|-------|---------|---------|
| All-Time Totals | 100-50 | 73-79 | 24-15   | 197-144 |

**All-Time Series Notes:** This will be the 342nd meeting between the Lakers and Hawks dating back to their days in Minneapolis and Tri-Cities/Milwaukee/St. Louis, respectively ... Los Angeles leads the all-time series, 197-144 ... The Lakers have lost just one season series to the Hawks since the 1978-79 season, coming in 2015-16 ... Since the Hawks moved to Atlanta, the two teams have met 138 times with the Lakers leading the all-time series 86-52 ... At Crypto.com Arena, the Lakers are 18-6 against the Hawks all-time and have gone 27-6 in home games since 1991

2023-24 SCHEDULE (0-1)

| GAME                | OUTCOME/TIME |
|---------------------|--------------|
| 1/30/24 @ Atlanta   | 122-138 (L)  |
| 3/18/24 vs. Atlanta | 7:30 p.m.    |

LAST SEASON'S RESULTS (2-0)

| GAME               | OUTCOME     |
|--------------------|-------------|
| 12/30/22 @ Atlanta | 130-121 (W) |
| 1/6/23 vs. Atlanta | 130-114 (W) |



## IN-SEASON TOURNAMENT CHAMPIONS



### IN-SEASON TOURNAMENT RECORDS

|                   | RECORD | HOME | ROAD | NEUTRAL | STREAK |
|-------------------|--------|------|------|---------|--------|
| <b>OVERALL</b>    | 7-0    | 3-0  | 2-0  | 2-0     | W7     |
| <b>GROUP PLAY</b> | 4-0    | 2-0  | 2-0  | 0-0     | W4     |

**THE PATH TO VICTORY:** The Lakers took home the inaugural NBA Cup in 2023, blazing through their competition with a perfect 7-0 record in tournament play. Los Angeles competed in Western Group A as part of the NBA's first-ever In-Season Tournament, a group that consists of the Memphis Grizzlies, Phoenix Suns, Utah Jazz and Portland Trail Blazers. Each team played four designated Group Play games – one game against each opponent in its group, with two games at home and two on the road.

**Game 1:** The Lakers squared off against the Phoenix Suns on Friday, Nov. 10, at Footprint Center for Los Angeles' first game of the In-Season Tournament Group Play, and the purple and gold came out victorious, 122-119. LeBron James led the way with a team-high 32 points (11-17 FG, 3-4 3FG, 7-11 FT) to go with 11 rebounds, six assists, one steal and one block in 36 minutes, while Anthony Davis also recorded a double-double, his sixth of the season, with 18 points (5-14 FG, 8-8 FT), 11 rebounds, four assists and one block in 36 minutes. Cam Reddish, starting in place of Austin Reaves, hit five triples and dropped 17 points to give LA the spark they needed and snap their three-game losing streak.

**Game 2:** The Lakers improved to 2-0 in the In-Season Tournament Group Play stage following a 134-107 victory over the Memphis Grizzlies at Crypto.com Arena on Tuesday, Nov. 14. Los Angeles had their highest-scoring game of the season as seven players scored in double figures. D'Angelo Russell led the way for the Lakers, scoring 24 points (8-12 FG, 6-8 3FG, 2-3 FT) in 27 minutes. Rui Hachimura added 23 points (8-10 FG, 3-3 3FG, 4-4 FT), playing 24 minutes after coming off the bench. Austin Reaves recorded a double-double scoring 16 points (5-9 FG, 4-4 3FG, 2-3 FT) to go along with 12 rebounds. Anthony Davis also recorded a double-double, his eighth of the season, as he dropped 19 points (7-11 FG, 5-6 FT) and grabbed 11 boards. LeBron James made his return after missing a game due to a left calf contusion and scored 16 points (6-11 FG, 3-6 3FG), grabbed nine rebounds and dished out six assists in 23 minutes. Santi Aldama paced the Grizzlies with 24 points (9-15 FG, 3-8 3FG), but it was not enough to keep up with the sharp-shooting Lakers, whose 22 3-pointers tied the franchise record (Feb. 7, 2019 at Boston).

**Game 3:** In the Lakers' third game of In-Season Tournament Group Play, Los Angeles took down the Trail Blazers, 107-95, in Portland to improve to a perfect 3-0 record. The purple and gold took the lead from the jump and never trailed in the game in large part due to LeBron James' monstrous performance, recording 35 points (13-22 FG, 5-9 3FG, 4-6 FT), five rebounds, nine assists and two steals in 35 minutes. Anthony Davis (16 points, 14 rebounds) and Christian Wood (10 points, 10 rebounds) complimented James' performance with double-doubles, and the Lakers remained undefeated in Group Play. Jerami Grant paced the Blazers with 24 points (8-20 FG, 4-9 3FG, 4-4 FT), four rebounds, three assists and one steal in 40 minutes of play.

**Game 4:** The Lakers had their biggest win of the season and clinched a spot in the In-Season Tournament Quarterfinals with a perfect 4-0 record thanks to a 131-99 victory over the Utah Jazz. Anthony Davis led the way for L.A., recording his 11th double-double of the season with 26 points (11-14 FG, 4-4 FT) and 16 rebounds. Davis tallied his double-double in the first half (17 PTS, 10 REB), marking the 21st time in his career he has accomplished the feat in the first half. Six other Lakers scored in double figures including D'Angelo Russell (20 PTS), LeBron James (17 PTS), and Austin Reaves (19 PTS). Omer Yurtseven led the way for Utah as he had 18 points (8-11 FG) off the bench. The purple and gold improved to 9-6 on the season and will host the Dallas Mavericks tomorrow night on the second night of a back-to-back.

**Game 5 (Quarterfinals):** The Lakers took down the Phoenix Suns, 106-103, to advance to the In-Season Tournament Semifinals in Las Vegas. L.A. led by as many 15 points in the first half, but Phoenix came storming back; there were 14 lead changes in game with it all coming down to the final seconds, but the purple and gold squeaked out the victory to remain undefeated in the IST with a perfect 5-0 record. LeBron James recorded a double-double, his sixth of the season, with 31 points (12-25 FG, 2-4 3FG, 5-6 FT) to go along with 11 assists. Anthony Davis tallied his 18th double-double with 27 points (10-26 FG, 7-8 FT) and 15 boards. Austin Reaves added 20 points (7-16 FG, 3-8 3FG), including a clutch 3-pointer with 15.3 seconds remaining to put the Lakers up by four. Kevin Durant led the Suns with 31 points (12-17 FG, 4-7 3FG), but it was not enough for Phoenix as they were knocked out of the IST.

**Game 6 (Semifinals):** In a highly anticipated semifinals matchup of the NBA's first-ever In-Season Tournament in Las Vegas, the Lakers took down the New Orleans Pelicans, 133-89. The 44-point differential is the largest win of the season for the purple and gold and led by none other than LeBron James, who posted 30 points (9-12 FG, 4-4 3FG, 8-8 FT) to go with five rebounds and eight assists in 23 minutes. Anthony Davis recorded his 19th double-double of the season with 16 points and 15 rebounds and was one of six Lakers players who scored in double figures, including Taurean Prince who recorded 15 points with five 3-pointers made on eight attempts. L.A. outscored New Orleans 43-17 in the third quarter, the most scored and least allowed in the third frame all season by the Lakers, and the Lakers advanced to the In-Season Tournament Championship game.



**Game 7 (Finals):** The Lakers became the first-ever NBA In-Season Tournament Champions as they took down the Indiana Pacers, 123-109, on Saturday, Dec. 9, at T-Mobile Arena in Las Vegas. Anthony Davis led the way for the purple and gold with a dominant double-double performance of 41 points (16-24 FG, 9-13 FT) and 20 rebounds in 41 minutes. LeBron James, voted after the game as the In-Season Tournament's Most Valuable Player, put up 24 points (10-21 FG, 4-5 FT), grabbed 11 boards and added four assists and two steals in 35 minutes as he and Davis were both named to the NBA's All-Tournament Team after the game. Austin Reaves led the bench unit with a season-high 28 points (9-15 FG, 10-12 FT), and the Lakers took home the In-Season Tournament trophy with a perfect 7-0 record in tournament play. Stats recorded in this game did not count towards regular season or postseason stats.

## LAKERS LATEST

**BIRTHDAY EVE PRESENT:** On the eve of his 31st birthday, Anthony Davis had a career night to lead the Lakers to a 120-109 victory over the Minnesota Timberwolves on March 10, 2024. Davis recorded 27 points (9-17 FG, 9-13 FT), 25 rebounds, five assists, seven steals and three blocks in 39 minutes. Davis became the first player in NBA history to record 25+ points, 25+ rebounds, 5+ assists, 5+ steals and 3+ blocks in a game. His 25 boards were good for a season high, and his seven steals marked a new career high. Davis had a big night on the offensive glass as well as his 10 offensive rebounds tied a career high and marked a new season high. The 31-year-old grabbed the most boards by a Laker since Dwight Howard recorded 26 rebounds on Jan. 6, 2013 vs. Denver. Lou Williams was the last Laker to record seven steals on Dec. 2, 2015, until Davis did so against the Timberwolves. This was the first game that Davis has scored 25+ points and grabbed 25+ rebounds in his career.

**CROSS-HALL RIVALRY FINALE:** The Lakers took on the Clippers for the last time in the regular season as co-tenants of Crypto.com Arena on Feb. 28, 2024, giving one of the most memorable matchups in the series' history. The Lakers erased a 21-point fourth quarter deficit that saw LeBron James outscore the Clippers in the final frame, 19-16. James finished with 34 points (13-21 FG, 7-12 3FG, 1-1 FT), eight assists, six rebounds and two blocks in 37 minutes. The Lakers and Clippers have shared an arena in DTLA since 1999, when it was previously known as Staples Center. The Clippers hold an all-time 50-47 record against the Lakers at Crypto.com Arena. These 97 contests were filled with some stellar performances by Laker greats. On Mar. 6, 2000, Shaquille O'Neal celebrated his 28th birthday with a monster performance, dropping 61 points (24-35 FG), grabbing 23 rebounds and dishing out three assists in 45 minutes to lead the Lakers to a 123-103 victory. Kobe Bryant's best game against the Clippers came on Jan. 7, 2006, as he totaled 50 points (17-41 FG, 7-15 3FG, 9-10 FT), eight rebounds, eight assists and one steal in 45 minutes. Bryant's left-handed runner in the paint with 11.4 seconds remaining in the fourth quarter propelled the Lakers to a 112-109 victory. In the 24 seasons that the two teams have played in the same arena, the Lakers have hung six championship banners.

**CLICKING ON ALL CYLINDERS:** In the 16-game stretch from Jan. 14 through Feb. 14, the Lakers shot up the NBA ranks in several categories with a strong 11-5 record to show for it. The purple and gold led all teams in assists per game with 30.4 and fast break points per game with 20.6. The Lakers ranked second in points per game (123.3), field goal percentage (.509 FG%), steals per game (8.3) and points in the paint per game (58.0). L.A. also ranked fifth in the league in offensive rating at 119.1, sixth in 3-point percentage at .395 3FG% and sixth in blocks per game with 6.0.



**SUPER (ALL) STARS:** LeBron James and Anthony Davis were both selected to the 2024 NBA All-Star Game in Indianapolis after stellar starts to the season. James set a new NBA record for most All-Star Game appearances with 20 as he was voted captain for the Western Conference and received the most votes out of any player in the West. Through his first 49 games this season, James averaged 24.8 points, 7.8 assists, 7.2 rebounds and 1.3 steals in 34.9 minutes. Davis earned his ninth All-Star honors as he averaged 24.9 points, 12.2 rebounds, 3.8 assists, 2.5 blocks and 1.1 steals in 35.7 minutes in his first 52 games this season. On Sunday, Feb. 18, James totaled eight points (4-10 FG), four rebounds and three assists in 14 All-Star Game minutes and Davis tallied six points (3-5 FG), eight rebounds, eight assists and one block in 22 minutes.

**A NEW FACE COMING HOME:** The Lakers signed free agent guard and California native Spencer Dinwiddie on Saturday, Feb. 10 to serve as a key playmaker in the second unit. In 514 career NBA games (311 starts) prior to LA across nine-plus seasons with Brooklyn (2022-24, 2016-21), Dallas (2022-23), Washington (2021-22) and Detroit (2014-16), the 30-year-old owned career averages of 13.6 points, 3.1 rebounds and 5.3 assists in 28.0 minutes. An attendee of Los Angeles' William Howard Taft High School, Dinwiddie was named the John R. Wooden California High School Player of the Year in 2011.

**A HISTORIC NIGHT:** The Lakers took down the New Orleans Pelicans, 139-122, on Friday, Feb. 9, and made history along the way. All five Lakers starters scored at least 20 points for the third time in franchise history, with the last time occurring on Nov. 11, 1984, vs. Portland. The Lakers also became the first team to have all five starters score at least 20 points since 1993, per StatMuse. Los Angeles came out running with one of the best performances in a half in franchise history as they dropped 87 points, the second-most points in any half by the Lakers all-time (franchise record is 91). The purple and gold reached the mark thanks to 51 points in the second quarter, which tied the most points in any quarter in franchise history (also occurred on Mar. 25, 2014, against the New York Knicks). The Lakers shot 67.4 percent (29-43 FG) from the field in the first half and 55 percent (11-20 3FG) from beyond the arc to fuel the historic performance.

**AND THE GRAMMY GOES TO...:** The Lakers went 4-2 on their annual "Grammy Trip" to close out January and start the month of February. The purple and gold began the stretch with a double-OT thriller against the Golden State Warriors that saw L.A. come out victorious, 145-144. LeBron James set a career high in rebounds as he grabbed 20 boards (previous high was 19 against the Charlotte Bobcats on Jan. 11, 2008) to go along with 36 points. The Lakers' next victory came on Feb. 1 against the Boston Celtics, 114-105. Missing James and Anthony Davis, Austin Reaves put up a season-high 32 points (10-18 FG, 7-10 3FG, 5-7 FT) and five other Lakers scored in double figures to take down their rival on the road. James and Davis both returned to the lineup on Feb. 3 against the New York Knicks, helping L.A. snap the Knicks' nine-game win streak. James dropped 24 points (10-19 FG, 2-5 3FG, 2-2 FT) while Davis grabbed 18 rebounds and swatted four blocks to propel the Lakers to a 113-105 victory in Madison Square Garden. To finish the trip, the Lakers took down the Charlotte Hornets, 124-118, thanks to a historic night from Davis; he recorded 26 points (12-16 FG, 2-2 FT), 15 rebounds, 11 assists and three blocks in 37 minutes, marking his second triple-double of the season and third of his career. Davis became the first Laker ever to record 25+ points, 15+ rebounds, 10+ assists and shoot 75 percent or better from the field in a game.



**KOBE STATUE:** The Lakers added another statue to Star Plaza on Feb. 8 as Kobe Bryant was immortalized amongst some of the best in franchise history. The Hall-of-Famer spent his entire 20-year career in Los Angeles with the purple and gold, winning five NBA titles (2000, 2001, 2002, 2009, 2010). Bryant was the 2008 NBA Most Valuable Player as he averaged 26.8 points, 5.2 rebounds, 4.9 assists and 1.5 steals in 82 games. He was awarded NBA Finals MVP in 2009 where he averaged 32.4 points, 7.4 rebounds, 5.6 assists, 1.4 steals and 1.4 blocks in the series that saw the Lakers take down the Orlando Magic in five games. Bryant was awarded NBA Finals MVP in back-to-back years as he posted averages of 28.6 points, 8.0 rebounds, 3.9 assists and 2.1 steals in 41.3 minutes in the seven-game duel against the Boston Celtics in 2010 that resulted in the Lakers' 16th championship banner. The franchise icon was an 18-time NBA All-Star that racked up 15-time All-NBA Team selections, including 11 First-Team selections, 12-time All-Defensive Team selections, including nine First Team nods, four NBA All-Star Game MVPs, two scoring titles, NBA All-Rookie Team selection and the 1997 NBA Slam Dunk Contest champion. Bryant was the first player in NBA history to have two numbers retired by the same team as his No. 8 and No. 24 were lifted to the rafters of Staples Center on Dec. 18, 2017.

**SHOOTERS SHOOT:** The Lakers set multiple season highs in their home victory over the Bulls on Thursday, Jan. 25. Los Angeles shot a season-high 60.9 percent from the field (53-87 FG) and a season-high 64.5 percent from 3-point range (20-31 3FG) to fuel the team to a then-season-high 141 points. The purple and gold made 53 field goals on the night, which was the most made by the team in any game this season, and the performance marked the third time in Lakers franchise history that the team reached 20 3-pointers. Los Angeles' best quarter was the second frame, where the team shot a season-high for any quarter - 83.3 percent from the field (15-18 FG). The victory came together with D'Angelo Russell's season-high eight 3-pointers with 29 points (10-18 FG, 8-13 3FG), four assists, one steal and one block. LeBron James followed suit with 25 points (10-19 FG, 3-4 3FG 2-2 FT), four rebounds, 12 assists and two steals, while Anthony Davis secured his 36th double-double of the season with 22 points (10-18 FG, 2-5 FT), 11 rebounds, six assists and one block. Jarred Vanderbilt carried the bench unit and set his Lakers career-high of 17 points (8-11 FG, 1-1 3FG) to go with five rebounds and three steals.

**SHARING IS CARING:** The Lakers won four of six games stretching from Jan. 7-17 with victories over Dallas, Oklahoma City, Toronto and LA Clippers in large part due to an uptick in assists. In those six games, the purple and gold averaged 30.5 assists, up from their season average at the time of 27.8. The Lakers dished out 30+ assists in five of six games, and LeBron James shared the ball more than anyone during that stretch; he averaged 8.4 assists in five of the six games he played in during that span, including 12 assists on Jan. 9 vs. Toronto. The Lakers' 33 assists on Jan. 17 against the Mavericks served as a catalyst for L.A.'s 32 fastbreak points, the most put up by the team all season at the time

**50 DAYS OF CHRISTMAS:** The Lakers played on Christmas Day for the 25th straight year and the 50th time overall. They hold a 24-26 record on the holiday, most recently falling to the Boston Celtics, 115-126, in LA. The Lakers' 24 victories are the most all-time by any team on Christmas Day. The Celtics and Lakers met this year on Christmas Day for the first time since 2008 and the third time since 1960 (when the Lakers moved to Los Angeles from Minneapolis). That Boston-Los Angeles game 15 years ago was a rematch of the previous season's NBA Finals, with the Lakers snapping the defending NBA champion Celtics' 19-game winning streak and Phil Jackson recording his 1,000th victory as a head coach.



**Lakers Christmas Day Single-Game Highs:**

PTS: 47 – Jerry West (at New York in 1963)  
 REB: 22 – Wilt Chamberlain (vs. Boston in 1970)  
 AST: 12 – Nick Van Exel (at Phoenix in 1996)

**HONORED:** LeBron James and Anthony Davis were both named to the 2023 All-Tournament Team for their performances in Group Play and the Knockout Rounds of the inaugural NBA In-Season Tournament. James was voted as the In-Season Tournament Most Valuable Player with averages of 26.4 points, 8.0 rebounds, 7.6 assists and 1.6 steals in 30.7 minutes in seven games. James made more field goals (67) than any other player in the tournament and led the league with a +116 plus/minus. Davis helped guide the purple and gold to an undefeated tournament record, averaging 23.3 points, 14.6 rebounds, 3.7 assists, 1.0 steals and 2.9 blocks in 33.9 minutes. No performance was bigger in the tournament than Davis' 41-point, 20-rebound showing in the IST Finals. L.A. honored James, Davis, and the rest of the team for their accomplishments on Dec. 18 with a unique, add-a-year In-Season Tournament banner and ceremony.



**GOAT THINGS:** LeBron James had a career performance in the In-Season Tournament Quarterfinals matchup vs. Phoenix on Dec. 5 at Crypto.com Arena. James finished with 31 points, eight rebounds, 11 assists and five steals as the Lakers defeated the Suns, 106-103. Per ESPN Stats & Info, James is the second Lakers player with 30 points, 10 assists, five rebounds and five steals in a game since steals became official in 1973-74, joining Magic Johnson. This was the first time James had 30 points, 10 assists and five steals in a game since 2008 vs. Boston, and it was also the third time he did that in a game in his career. Still going strong at the age of 38, James became the oldest player to record 30 points, 10 assists and five steals in a game in NBA history by more than six years. Allen Iverson is the next oldest player to accomplish the feat at 32 years, 182 days old.

**MINUTES ON MINUTES:** LeBron James has now logged the most combined regular season and playoffs minutes of any player in NBA history. On Thursday, Nov. 30, the Lakers took on the Oklahoma City Thunder; at the time of the game, James had played more career regular season minutes (54,693) than the entire 18-man Thunder roster combined (53,853).

**DEFENDING HOME COURT:** The Lakers started the season off strong on their home court, posting a 7-2 record at Crypto.com Arena in the months of October and November with a combined point differential of +61. The purple and gold opened up their season at home with a five-point win against the Phoenix Suns, 100-95, and then hosted two In-Season Tournament Group Play games; they took down the Memphis Grizzlies, 134-107, and dominated the Utah Jazz, 131-99. In eight games in DTLA in October and November, LeBron James averaged 24.9 points per game, including a season-high 37-point performance against the Houston Rockets on Nov. 19. James also recorded his first triple-double of the season on Nov. 15 against Sacramento, totaling 28 points, 10 rebounds and 12 assists. Anthony Davis recorded eight double-doubles in the opening stretch at home, highlighted by a 26-point, 19-rebound performance against Orlando on Oct. 30. The Lakers earned themselves an additional home game in the In-Season Tournament as they clinched West Group A with a perfect 4-0 record.

**BATTLE OF LA:** The Lakers ended their cold streak against their cross-town rivals LA Clippers with a dramatic overtime victory, 130-125, on Nov. 1. The win marked the purple and gold's first win over the Clippers since July 30, 2020, with 11 consecutive losses coming prior to their most recent matchup on Nov. 1, 2023 at Crypto.com Arena. The Lakers won consecutive games against the Clippers for the first time since 2020 with another victory on Jan. 7, 2024, taking them down in a close finish, 106-103.

**TWO DECADES:** The Lakers vs. Kings matchup on Oct. 29 marked 20 years to the day since LeBron James played his first regular season NBA game. James made his long-anticipated NBA debut on Oct. 29, 2003 against the Sacramento Kings. The 18-year-old ended the night with 25 points, six rebounds, nine assists and four steals, good for his first of many 25-point games in his career. On the day that was 20 years since his debut, James recorded 27 points (11-19 FG, 3-8 3FG), 15 rebounds and eight assists in 39 minutes. James has scored 25+ points more times than any player in NBA history.

**LOCKED DOWN THE BROW:** On Aug. 6, the Lakers and eight-time NBA All-Star Anthony Davis agreed to a contract extension, keeping the 2020 NBA Champion with the purple and gold. Davis, who was originally acquired by Los Angeles on July 6, 2019, as part of a three-team trade before re-signing with the team on Dec. 3, 2020, has appeared in 194 regular season games (192 starts) across four seasons with the Lakers, averaging 24.6 points (52.4 FG%), 10.1 rebounds, 3.0 assists, 1.3 steals and 2.1 blocks in 34.0 minutes. During the recent 2022-23 season, Davis appeared in 56 games (54 starts) for the Lakers, averaging 25.9 points on a career-best 56.3 percent shooting from the floor, a career-high 12.5 rebounds, 2.6 assists, 1.1 steals and 2.0 blocks in 34.0 minutes per game. The 30-year-old became the first Lakers player since Shaquille O'Neal in 2000-01 to average at least 25.0 points, 12.0 rebounds and 2.0 blocks in a campaign.

## LEBRON LATEST

**40K:** On Saturday, March 2, LeBron James became the first player in NBA history to reach 40,000 career points. He came into the game needing to score nine points to reach the milestone, and he did so with 10:39 remaining in the second quarter with a driving left-handed layup. He finished the game with 26 points (12-20 FG, 2-5 3FG), nine assists, four rebounds and three steals in 37 minutes. James became the NBA's all-time leading scorer last season against the Oklahoma City Thunder on Feb. 7, 2023, at Crypto.com Arena, passing Kareem Abdul-Jabbar (38,387 points).

**PLENTY OF TWENTY:** LeBron James achieved yet another milestone in his 20th season as he became the NBA's all-time leader in games with 20+ points. James recorded the 1,135th 20-point performance of his career on Oct. 28, 2022, at Minnesota, passing Karl Malone for the most such games in NBA history. James tallied a 37-game streak of 20-point games (11/6/22-2/15/23), good for the third longest streak of his career and longest since he had 38 straight 20-point games from April 15, 2012 through Jan. 8, 2013.

**OH 3-0 MY:** In addition to climbing the ranks of 20-point games, LeBron James is also approaching the all-time leaders in 30-point games. James passed Wilt Chamberlain for the second-most 30-point games in NBA history with a 33-point performance on 12/13 vs. Boston. Michael Jordan is now the only player in league history to have more 30-point outings than James.

**DAILY DOUBLE DIGITS:** LeBron James opened his 21st season in the NBA with two consecutive 21-point performances, ensuring that his double-digit scoring streak would continue.

- With a 26-point performance on his 36th birthday on Dec. 30, 2020, James extended his double-digit scoring streak to 1,000 consecutive games, becoming the first player in league history to reach that mark.
- James' double-digit scoring streak – which began on Jan. 6, 2007 – has far eclipsed Michael Jordan's previous NBA record of 866 consecutive 10-point performances from 1986-2001.
- James has finished with 10+ points in all but eight regular season contests in his career.
- In league history, there have only been seven streaks in which a player has finished in double figures in 500+ consecutive contests.

**LEBRON IN THE NBA'S TOP-10 REGULAR SEASON WINS LIST:** With a 133-129 in Milwaukee on Dec. 2, Lakers forward LeBron James tallied his 900th career regular season win, ranking seventh on the NBA's all-time victories list. James passed Dirk Nowitzki on Feb. 23, 2023 for sixth place on the list. The Akron, Ohio, native sits 47 wins away from moving past NBA legend for second all-time. The active leader in wins, James is one of seven players in NBA history to achieve the 900 career wins milestone.

| NBA'S ALL-TIME REGULAR SEASON<br>FIELD GOALS MADE LIST |                     |               |
|--|---------------------|---------------|
| RANK   | PLAYER              | POINTS        |
| 1  | Kareem Abdul-Jabbar | 15,837        |
| <b>2</b>   | <b>LEBRON JAMES</b> | <b>14,697</b> |
| 3  | Karl Malone         | 13,528        |

| NBA'S ALL-TIME REGULAR SEASON<br>ASSISTS LIST |                     |               |
|---|---------------------|---------------|
| RANK  | PLAYER              | POINTS        |
| 1   | John Stockton       | 15,806        |
| 2   | Jason Kidd          | 12,091        |
| 3   | Chris Paul          | 11,786        |
| <b>4</b>                                      | <b>LEBRON JAMES</b> | <b>10,877</b> |

| NBA'S ALL-TIME REGULAR SEASON<br>STEALS LIST |                     |              |
|--|---------------------|--------------|
| RANK   | PLAYER              | POINTS       |
| 7  | Scottie Pippen      | 2,307        |
| <b>8</b>                                     | <b>LEBRON JAMES</b> | <b>2,257</b> |
| 9  | Clyde Drexler       | 2,207        |

| NBA'S ALL-TIME REGULAR SEASON<br>LEADING SCORERS |                     |               |
|--|---------------------|---------------|
| RANK   | PLAYER              | POINTS        |
| <b>1</b>   | <b>LEBRON JAMES</b> | <b>40,096</b> |
| 2  | Kareem Abdul-Jabbar | 38,387        |
| 3  | Karl Malone         | 36,928        |

| MOST 20-POINT GAMES IN NBA HISTORY |                     |              |
|------------------------------------|---------------------|--------------|
| RANK                               | PLAYER              | GAMES        |
| <b>1</b>                           | <b>LEBRON JAMES</b> | <b>1,225</b> |
| 2                                  | Karl Malone         | 1,134        |
| 3                                  | Kareem Abdul-Jabbar | 1,122        |

| MOST 30-POINT GAMES IN NBA HISTORY |                     |            |
|------------------------------------|---------------------|------------|
| RANK                               | PLAYER              | GAMES      |
| 1                                  | Michael Jordan      | 562        |
| <b>2</b>                           | <b>LEBRON JAMES</b> | <b>549</b> |
| 3                                  | Wilt Chamberlain    | 515        |

| NBA'S DOUBLE-DIGIT SCORING STREAKS OF<br>500+ GAMES |                     |               |                |              |
|---|---------------------|---------------|----------------|--------------|
|   | PLAYER              | FIRST         | LAST           | GAMES        |
| <b>1</b>  | <b>LEBRON JAMES</b> | <b>1/6/07</b> | <b>3/10/24</b> | <b>1,208</b> |
| 2   | Michael Jordan      | 3/25/86       | 12/26/01       | 866          |
| 3   | Kareem Abdul-Jabbar | 12/4/77       | 12/2/87        | 787          |
| 4   | Karl Malone         | 12/18/91      | 3/26/99        | 575          |
| 5   | Kevin Durant        | 3/14/09       | 2/27/17        | 562          |

| NBA'S ALL-TIME REGULAR SEASON WINS LIST |                                  |            |
|---|----------------------------------|------------|
| RANK                                    | PLAYER (Years Active)            | WINS       |
| 3                                       | Tim Duncan (1997-2016)           | 1,001      |
| <b>4</b>                                | <b>LEBRON JAMES (2003-pres.)</b> | <b>955</b> |
| 5                                       | John Stockton (1984-2003)        | 953        |
| 6                                       | Karl Malone (1985-2004)          | 952        |

| NBA'S ALL-TIME REGULAR SEASON<br>MINUTES PLAYED LIST |                     |               |
|--|---------------------|---------------|
| RANK   | PLAYER              | POINTS        |
| 1  | Kareem Abdul-Jabbar | 57,446        |
| <b>2</b>   | <b>LEBRON JAMES</b> | <b>56,092</b> |
| 3  | Karl Malone         | 54,852        |

| NBA'S ALL-TIME REGULAR SEASON<br>GAMES STARTED LIST |                     |              |
|---|---------------------|--------------|
| RANK  | PLAYER              | POINTS       |
| <b>1</b>  | <b>LEBRON JAMES</b> | <b>1,476</b> |
| 1   | Kareem Abdul-Jabbar | 1,476        |
| 3   | Karl Malone         | 1,471        |

| NBA'S ALL-TIME REGULAR SEASON<br>3-POINTERS LIST |                     |              |
|--|---------------------|--------------|
| RANK   | PLAYER              | POINTS       |
| 6  | Kyle Korver         | 2,450        |
| 7  | Klay Thompson       | 2,416        |
| <b>8</b>   | <b>LEBRON JAMES</b> | <b>2,385</b> |



REGULAR SEASON CUMULATIVE STATISTICS

Through March 10 (36-30)LOS ANGELES LAKERS2023-24 REGULAR SEASON STATISTICS

| PLAYER          |    |    |        | -FIELD GOALS- |      |      | -3-POINT FG-- |      |      | -FREE THROWS- |      |       | --REBOUNDS-- |      |      | PF   | DQ   | STL | TO  | BLK | PTS | AVG  |       |
|-----------------|----|----|--------|---------------|------|------|---------------|------|------|---------------|------|-------|--------------|------|------|------|------|-----|-----|-----|-----|------|-------|
|                 | G  | GS | MIN    | FG            | FGA  | PCT  | FG            | FGA  | PCT  | FT            | FTA  | PCT   | OFF          | DEF  | TOT  |      |      |     |     |     |     |      | AST   |
| James           | 57 | 57 | 2000   | 545           | 1029 | .530 | 124           | 305  | .407 | 230           | 310  | .742  | 47           | 356  | 403  | 457  | 66   | 0   | 71  | 184 | 33  | 1444 | 25.3  |
| Davis           | 62 | 62 | 2223   | 585           | 1055 | .555 | 19            | 74   | .257 | 346           | 426  | .812  | 192          | 581  | 773  | 226  | 148  | 1   | 73  | 124 | 152 | 1535 | 24.8  |
| Russell         | 61 | 54 | 1947   | 403           | 856  | .471 | 173           | 408  | .424 | 121           | 151  | .801  | 24           | 157  | 181  | 380  | 129  | 0   | 51  | 121 | 30  | 1100 | 18.0  |
| Reaves          | 66 | 41 | 2087   | 367           | 742  | .495 | 120           | 318  | .377 | 187           | 217  | .862  | 43           | 226  | 269  | 366  | 121  | 1   | 57  | 143 | 14  | 1041 | 15.8  |
| Hachimura       | 52 | 23 | 1326   | 255           | 493  | .517 | 70            | 170  | .412 | 72            | 101  | .713  | 40           | 153  | 193  | 56   | 74   | 0   | 36  | 37  | 16  | 652  | 12.5  |
| Dinwiddie (TOT) | 60 | 49 | 1763   | 215           | 556  | .387 | 100           | 313  | .319 | 133           | 171  | .778  | 27           | 144  | 171  | 325  | 109  | 0   | 43  | 74  | 13  | 663  | 11.1  |
| Dinwiddie (LAL) | 12 | 1  | 289    | 20            | 57   | .351 | 11            | 35   | .314 | 8             | 11   | .727  | 1            | 12   | 13   | 37   | 23   | 0   | 5   | 12  | 4   | 59   | 4.9   |
| Prince          | 63 | 49 | 1796   | 209           | 478  | .437 | 118           | 305  | .387 | 38            | 53   | .717  | 15           | 173  | 188  | 103  | 128  | 0   | 50  | 56  | 30  | 574  | 9.1   |
| Wood            | 50 | 1  | 872    | 123           | 264  | .466 | 35            | 114  | .307 | 66            | 94   | .702  | 39           | 215  | 254  | 49   | 72   | 0   | 16  | 50  | 33  | 347  | 6.9   |
| Reddish         | 40 | 26 | 886    | 88            | 217  | .406 | 35            | 102  | .343 | 37            | 48   | .771  | 22           | 69   | 91   | 47   | 59   | 0   | 45  | 31  | 12  | 248  | 6.2   |
| Vincent         | 5  | 0  | 127    | 12            | 32   | .375 | 2             | 17   | .118 | 1             | 2    | .500  | 2            | 3    | 5    | 15   | 12   | 0   | 6   | 2   | 0   | 27   | 5.4   |
| Vanderbilt      | 29 | 6  | 581    | 59            | 114  | .518 | 8             | 27   | .296 | 24            | 36   | .667  | 41           | 97   | 138  | 36   | 43   | 0   | 36  | 28  | 5   | 150  | 5.2   |
| Mays (TOT)      | 32 | 5  | 420    | 62            | 156  | .397 | 16            | 54   | .296 | 13            | 17   | .765  | 10           | 33   | 43   | 83   | 25   | 0   | 18  | 19  | 4   | 153  | 4.8   |
| Mays (LAL)      | 11 | 0  | 64     | 9             | 18   | .500 | 2             | 5    | .400 | 0             | 0    | ---   | 1            | 5    | 6    | 8    | 5    | 0   | 4   | 1   | 1   | 20   | 1.8   |
| Christie        | 52 | 7  | 824    | 87            | 202  | .431 | 36            | 100  | .360 | 33            | 42   | .786  | 12           | 111  | 123  | 52   | 53   | 0   | 17  | 33  | 16  | 243  | 4.7   |
| Hayes           | 55 | 3  | 633    | 89            | 127  | .701 | 0             | 8    | .000 | 34            | 56   | .607  | 48           | 94   | 142  | 24   | 91   | 1   | 26  | 28  | 22  | 212  | 3.9   |
| Giles III (TOT) | 19 | 0  | 87     | 22            | 46   | .478 | 3             | 12   | .250 | 7             | 13   | .538  | 12           | 15   | 27   | 6    | 15   | 0   | 1   | 6   | 3   | 54   | 2.8   |
| Giles III (LAL) | 3  | 0  | 6      | 0             | 2    | .000 | 0             | 1    | .000 | 0             | 0    | ---   | 0            | 1    | 1    | 0    | 0    | 0   | 0   | 0   | 0   | 0    | 0.0   |
| Castleton       | 7  | 0  | 36     | 7             | 10   | .700 | 0             | 0    | ---  | 4             | 4    | 1.000 | 4            | 5    | 9    | 3    | 7    | 0   | 0   | 1   | 0   | 18   | 2.6   |
| Hodge           | 7  | 0  | 41     | 5             | 15   | .333 | 3             | 12   | .250 | 1             | 2    | .500  | 0            | 0    | 0    | 5    | 4    | 0   | 1   | 1   | 1   | 14   | 2.0   |
| Hood-Schifino   | 21 | 0  | 109    | 10            | 45   | .222 | 2             | 15   | .133 | 12            | 20   | .600  | 2            | 11   | 13   | 8    | 13   | 0   | 3   | 9   | 2   | 34   | 1.6   |
| Windler         | 8  | 0  | 28     | 4             | 9    | .444 | 4             | 8    | .500 | 0             | 0    | ---   | 0            | 3    | 3    | 6    | 2    | 0   | 0   | 0   | 0   | 12   | 1.5   |
| Fudge           | 4  | 0  | 14     | 1             | 6    | .167 | 0             | 2    | .000 | 2             | 2    | 1.000 | 2            | 0    | 2    | 0    | 1    | 0   | 0   | 1   | 0   | 4    | 1.0   |
| Lewis           | 23 | 0  | 76     | 3             | 12   | .250 | 1             | 3    | .333 | 0             | 0    | ---   | 1            | 2    | 3    | 3    | 4    | 0   | 2   | 7   | 0   | 7    | 0.3   |
| LAKERS          | 66 |    | -15973 | 2881          | 5783 | .498 | 763           | 2029 | .376 | 1216          | 1575 | .772  | 536          | 2274 | 2810 | 1881 | 1055 | 3   | 499 | 904 | 371 | 7741 | 117.3 |
| OPPONENTS       | 66 |    | -15973 | 2927          | 6176 | .474 | 936           | 2494 | .375 | 970           | 1209 | .802  | 727          | 2200 | 2927 | 1858 | 1300 | 14  | 523 | 880 | 320 | 7760 | 117.6 |

| PLAYER          | -- SINGLE-GAME HIGHS -- |     |     |    |    |    |     |  | ----- AVERAGE PER GAME ----- |      |      |      |      |      |       |  | ----- -CAREER HIGHS (C=SET, T=TIED THIS SEASON) - |     |    |     |     |     |     |     |
|-----------------|-------------------------|-----|-----|----|----|----|-----|--|------------------------------|------|------|------|------|------|-------|--|---|-----|----|-----|-----|-----|-----|-----|
|                 | MIN                     | REB | AST | ST | TO | BL | PTS |  | MIN                          | REB  | AST  | STL  | TO   | BLK  | PTS   |  | FG  | FGA | FT | FTA | REB | AST | PTS |     |
| James           | 48                      | 20  | 14  | 5  | 8  | 3  | 40  |  | 35.1                         | 7.1  | 8.0  | 1.25 | 3.2  | 0.58 | 25.3  |  | 23  | 36  | 24 | 28  | 20C | 19  |     | 61  |
| Davis           | 48                      | 25  | 11  | 7  | 6  | 7  | 41  |  | 35.8                         | 12.5 | 3.6  | 1.18 | 2.0  | 2.45 | 24.8  |  | 24  | 35  | 26 | 27  | 26  | 11C |     | 59  |
| Russell         | 49                      | 9   | 17  | 5  | 5  | 3  | 44  |  | 31.9                         | 3.0  | 6.2  | 0.84 | 2.0  | 0.49 | 18.0  |  | 19  | 37  | 11 | 13  | 11  | 17C |     | 52  |
| Reaves          | 47                      | 12  | 14  | 3  | 5  | 2  | 32  |  | 31.6                         | 4.1  | 5.5  | 0.86 | 2.2  | 0.21 | 15.8  |  | 10C   | 19C | 16 | 18  | 16  | 14C |     | 35  |
| Hachimura       | 38                      | 8   | 4   | 4  | 5  | 2  | 36  |  | 25.5                         | 3.7  | 1.1  | 0.69 | 0.7  | 0.31 | 12.5  |  | 13T   | 25  | 7  | 9   | 12  | 6   |     | 36C |
| Dinwiddie (TOT) | 42                      | 9   | 14  | 4  | 4  | 2  | 29  |  | 29.4                         | 2.9  | 5.4  | 0.72 | 1.2  | 0.22 | 11.1  |  | 14  | 31  | 14 | 17  | 12  | 16  |     | 41  |
| Dinwiddie (LAL) | 34                      | 2   | 7   | 2  | 4  | 2  | 10  |  | 24.1                         | 1.1  | 3.1  | 0.42 | 1.0  | 0.33 | 4.9   |  |   |     |    |     |     |     |     |     |
| Prince          | 41                      | 8   | 6   | 3  | 3  | 2  | 20  |  | 28.5                         | 3.0  | 1.6  | 0.79 | 0.9  | 0.48 | 9.1   |  | 13  | 26  | 10 | 10  | 14  | 8   |     | 38  |
| Wood            | 30                      | 11  | 4   | 2  | 3  | 3  | 17  |  | 17.4                         | 5.1  | 1.0  | 0.32 | 1.0  | 0.66 | 6.9   |  | 14  | 24  | 12 | 14  | 21  | 8   |     | 39  |
| Reddish         | 39                      | 7   | 7   | 5  | 5  | 3  | 18  |  | 22.2                         | 2.3  | 1.2  | 1.13 | 0.8  | 0.30 | 6.2   |  | 11  | 23  | 8  | 10  | 8   | 8   |     | 34  |
| Vincent         | 35                      | 3   | 6   | 3  | 2  | 0  | 9   |  | 25.5                         | 1.0  | 3.0  | 1.20 | 0.4  | 0.00 | 5.4   |  | 11  | 20  | 6  | 7   | 8   | 10  |     | 28  |
| Vanderbilt      | 41                      | 9   | 5   | 4  | 3  | 1  | 17  |  | 20.0                         | 4.8  | 1.2  | 1.24 | 1.0  | 0.17 | 5.2   |  | 10  | 14  | 7  | 10  | 19  | 8   |     | 21  |
| Mays (TOT)      | 37                      | 5   | 12  | 2  | 3  | 2  | 18  |  | 13.1                         | 1.3  | 2.6  | 0.56 | 0.6  | 0.13 | 4.8   |  | 9   | 17  | 5  | 5   | 11  | 12T |     | 24  |
| Mays (LAL)      | 16                      | 1   | 2   | 1  | 1  | 1  | 12  |  | 5.8                          | 0.5  | 0.7  | 0.36 | 0.1  | 0.09 | 1.8   |  |   |     |    |     |     |     |     |     |
| Christie        | 33                      | 8   | 6   | 2  | 2  | 2  | 14  |  | 15.8                         | 2.4  | 1.0  | 0.33 | 0.6  | 0.31 | 4.7   |  | 6   | 12C | 5C | 6C  | 9   | 6C  |     | 14T |
| Hayes           | 34                      | 10  | 3   | 4  | 2  | 3  | 16  |  | 11.5                         | 2.6  | 0.4  | 0.47 | 0.5  | 0.40 | 3.9   |  | 10  | 16  | 8  | 12  | 12  | 4   |     | 23  |
| Giles III (TOT) | 15                      | 6   | 2   | 1  | 1  | 1  | 11  |  | 4.6                          | 1.4  | 0.3  | 0.05 | 0.3  | 0.16 | 2.8   |  | 10  | 17  | 5  | 9   | 12  | 6   |     | 23  |
| Giles III (LAL) | 4                       | 1   | 0   | 0  | 0  | 0  | 0   |  | 1.9                          | 0.3  | 0.0  | 0.00 | 0.0  | 0.00 | 0.0   |  |   |     |    |     |     |     |     |     |
| Castleton       | 14                      | 3   | 2   | 0  | 1  | 0  | 6   |  | 5.1                          | 1.3  | 0.4  | 0.00 | 0.1  | 0.00 | 2.6   |  | 3C  | 3C  | 2C | 2C  | 3C  | 2C  |     | 6C  |
| Hodge           | 10                      | 0   | 3   | 1  | 1  | 1  | 5   |  | 5.9                          | 0.0  | 0.7  | 0.14 | 0.1  | 0.14 | 2.0   |  | 2C  | 3C  | 1C | 2C  | 0   | 3C  |     | 5C  |
| Hood-Schifino   | 19                      | 4   | 2   | 1  | 1  | 1  | 10  |  | 5.2                          | 0.6  | 0.4  | 0.14 | 0.4  | 0.10 | 1.6   |  | 3C  | 6C  | 3C | 6C  | 4C  | 2C  |     | 10C |
| Windler         | 8                       | 1   | 1   | 0  | 0  | 0  | 6   |  | 3.5                          | 0.4  | 0.8  | 0.00 | 0.0  | 0.00 | 1.5   |  | 5   | 10  | 4  | 4   | 10  | 4   |     | 15  |
| Fudge           | 4                       | 1   | 0   | 0  | 1  | 0  | 2   |  | 3.6                          | 0.5  | 0.0  | 0.00 | 0.3  | 0.00 | 1.0   |  | 1C  | 3C  | 2C | 2C  | 1C  | 0   |     | 2C  |
| Lewis           | 8                       | 1   | 2   | 2  | 2  | 0  | 3   |  | 3.3                          | 0.1  | 0.1  | 0.09 | 0.3  | 0.00 | 0.3   |  | 1C  | 4C  | 0  | 0   | 1C  | 2C  |     | 3C  |
| LAKERS          | 293                     | 59  | 41  | 14 | 23 | 11 | 145 |  | 242.0                        | 42.6 | 28.5 | 7.56 | 13.7 | 5.62 | 117.3 |  | 69  | 138 | 52 | 69  | 91  | 51  |     | 162 |
| OPPONENTS       | 293                     | 57  | 37  | 20 | 24 | 12 | 144 |  | 242.0                        | 44.3 | 28.2 | 7.92 | 13.3 | 4.85 | 117.6 |  | 72  | 153 | 56 | 67  | 105 | 48  |     | 173 |

2023-24 TEAM LEADERS

|               | DOUBLE-FIGURE POINTS |       |       |     | DOUBLE-FIGURES |         | DOUBLE- | TRIPLE- | TEAM LEADER (tied for team lead) |        |        |        |         |     |
|---------------|----------------------|-------|-------|-----|----------------|---------|---------|---------|----------------------------------|--------|--------|--------|---------|-----|
|               | 10-19                | 20-29 | 30-39 | 40+ | 10+ REB        | 10+ AST | DOUBLES | DOUBLES | PTS                              | REB    | AST    | STL    | BLK     | MIN |
| Christie      | 5                    |       |       |     |                |         |         |         |                                  | 1 (1)  |        | 5 (5)  | 4 (4)   | 1   |
| Davis         | 14                   | 33    | 13    | 3   | 52             | 2       | 52      | 1       | 25 (1)                           | 54 (5) | 4 (1)  | 21 (8) | 50 (13) | 27  |
| Dinwiddie     | 2                    |       |       |     |                |         |         |         |                                  |        |        | 2 (1)  | 1       |     |
| Hachimura     | 23                   | 7     | 1     |     |                |         |         |         | 1                                | 1 (1)  |        | 7 (2)  | 3 (3)   |     |
| Hayes         | 6                    |       |       |     | 1              |         | 1       |         | 2                                |        |        | 5 (3)  | 5 (5)   |     |
| Hood-Schifino | 1                    |       |       |     |                |         |         |         |                                  |        |        |        | 1 (1)   |     |
| James         | 11                   | 30    | 15    | 1   | 9              | 11      | 17      | 3       | 27 (2)                           | 8 (4)  | 34 (3) | 14 (5) | 9 (8)   | 13  |
| Lewis         |                      |       |       |     |                |         |         |         |                                  |        |        | 1      |         |     |
| Mays          | 1                    |       |       |     |                |         |         |         |                                  |        |        | 1 (1)  | 1 (1)   |     |
| Prince        | 29                   | 1     |       |     |                |         |         |         |                                  |        |        | 6 (3)  | 7 (5)   | 5   |
| Reaves        | 40                   | 15    | 1     |     | 3              | 4       | 5       |         | 2                                | 6 (2)  | 14 (4) | 8 (6)  | 2 (1)   | 2   |
| Reddish       | 9                    |       |       |     |                |         |         |         |                                  |        |        | 9 (5)  | 3 (2)   |     |
| Russell       | 29                   | 18    | 4     | 1   |                | 6       | 5       |         | 15 (2)                           | 1 (1)  | 19 (2) | 9 (7)  | 4 (3)   | 17  |
| Vanderbilt    | 6                    |       |       |     |                |         |         |         |                                  | 1      |        | 9 (5)  | 2 (2)   |     |
| Vincent       |                      |       |       |     |                |         |         |         |                                  |        |        | 1 (1)  |         |     |
| Wood          | 15                   |       |       |     | 5              |         | 2       |         |                                  | 2 (1)  |        | 2 (2)  | 8 (5)   |     |

| 14              | COLIN CASTLETON (Two-Way Contract) |                   |     |     |    |     |     |      |    |     | C • 6-11 • 231 • FLORIDA • 5/25/00 • 1ST SEASON |    |     |   |    |    |    |    |     |     |
|-----------------|------------------------------------|-------------------|-----|-----|----|-----|-----|------|----|-----|---|----|-----|---|----|----|----|----|-----|-----|
| LAST FIVE GAMES | DATE                               | OPPONENT          | W/L | MIN | FG | FGA | 3FG | 3FGA | FT | FTA | OR  | DR | TOT | A | PF | ST | TO | BS | +/- | PTS |
|                 | 3/2                                | vs. Denver        | L   |     |    |     |     |      |    |     |   |    |     |   |    |    |    |    |     |     |
|                 | 3/4                                | vs. Oklahoma City | W   |     |    |     |     |      |    |     |   |    |     |   |    |    |    |    |     |     |
|                 | 3/6                                | vs. Sacramento    | L   |     |    |     |     |      |    |     |   |    |     |   |    |    |    |    |     |     |
|                 | 3/8                                | vs. Milwaukee     | W   |     |    |     |     |      |    |     |   |    |     |   |    |    |    |    |     |     |
|                 | 3/10                               | vs. Minnesota     | W   |     |    |     |     |      |    |     |   |    |     |   |    |    |    |    |     |     |

**2023-24**  
 Has appeared in seven games, averaging 2.6 points and 1.3 rebounds in 5.1 minutes ... Made his NBA debut on 11/4 at ORL ... Scored a career-high 6 points on 3-3 field goal shooting on 12/15 at SAS ... Missed six games with a right wrist fracture (2/29-3/10) ... DNP-CD seven times (10/26, 10/30-11/1, 11/6, 12/13, 2/22) ... Missed 43 games (10/24, 10/29, 11/10-11/29, 12/2, 12/12, 12/18-1/11, 1/15-1/19, 1/23-2/9, 2/25-2/28) due to G League Two-Way ... Inactive three times (12/5-12/7, 2/22)

**GAMES ACTIVE**  

14

**(50 MAX)**

**CAREER HIGHS**  
 PTS .....6 at SAS (12/15)  
 FG .....3 at SAS (12/15)  
 3FG .....N/A  
 FT ..... 2, twice, last vs. POR (1/21)  
 OR .....2 at HOU (11/8)  
 DR .....2 at OKC (11/30)  
 TOT ..... 3 at OKC (11/30)  
 AST .....2 at HOU (11/8)  
 STL .....N/A  
 BLK .....N/A  
 MIN ..... 14 at HOU (11/8)

**CAREER:**  
 • Signed a two-way contract with the Lakers on July 3, 2023  
 • Appeared in 122 collegiate games across five seasons with Florida (2020-23) and Michigan (2018-20)  
 • Averaged 10.4 points, 5.6 rebounds, 1.2 assists and 1.7 blocks in college

| 10              | MAX CHRISTIE |                   |     |       |    |     |     |      |    |     | G • 6-5 • 190 • MICHIGAN STATE • 2/10/03 • 2ND SEASON |    |     |   |    |    |    |    |     |     |
|-----------------|--------------|-------------------|-----|-------|----|-----|-----|------|----|-----|---|----|-----|---|----|----|----|----|-----|-----|
| LAST FIVE GAMES | DATE         | OPPONENT          | W/L | MIN   | FG | FGA | 3FG | 3FGA | FT | FTA | OR  | DR | TOT | A | PF | ST | TO | BS | +/- | PTS |
|                 | 3/2          | vs. Denver        | L   |       |    |     |     |      |    |     |   |    |     |   |    |    |    |    |     |     |
|                 | 3/4          | vs. Oklahoma City | W   | 05:17 | 1  | 2   | 1   | 1    | 0  | 0   | 0   | 1  | 1   | 0 | 0  | 0  | 0  | 0  | -12 | 3   |
|                 | 3/6          | vs. Sacramento    | L   | 10:48 | 1  | 2   | 1   | 2    | 0  | 0   | 0   | 2  | 2   | 1 | 0  | 0  | 0  | 0  | 1   | 3   |
|                 | 3/8          | vs. Milwaukee     | W   | 03:15 | 0  | 0   | 0   | 0    | 0  | 0   | 0   | 0  | 0   | 0 | 0  | 0  | 0  | 0  | 6   | 0   |
|                 | 3/10         | vs. Minnesota     | W   | 08:40 | 1  | 1   | 0   | 0    | 0  | 0   | 0   | 2  | 2   | 0 | 0  | 0  | 2  | 0  | -4  | 2   |

**2023-24**  
 Has appeared in 52 games (seven starts), averaging 4.7 points and 2.4 re- bounds and 1.0 assists in 15.8 minutes ... Scored in double figures five times ... Led the team in rebounding once, steals five times and blocks four times ... Tied his career high with 14 points twice this season, including a perfor- mance of 5-12 FG and 2-2 FT to go with five rebounds on 1/3 vs. MIA ... Tallied a career-high six assists on 2/22 at GSW ... Had a career-high two blocks on 12/28 vs. CHA ... DNP-CD 11 times (10/26-10/30, 11/10, 11/19, 12/18, 12/21-12/25, 12/30, 3/2) ... Missed three games due to a right ankle sprain (2/9-2/14)

**2023-24 HIGHS**  
 14, twice, last vs. PHX (1/11) .....PTS ...14, 3 times, last vs. PHX (1/11/24)  
 5, twice, last vs. MIA (1/3) ..... FG ..... 6 at DEN (1/9/23)  
 3 vs. HOU (12/2) ..... 3FG .....3 vs. HOU (12/2/23)  
 5, twice, last vs. PHX (1/11)..... FT ..... 5 at DET (11/29/23)  
 2, twice, last at GSW (2/22) .....OR .....2, 4 times, last vs. LAC (1/7/24)  
 7, 4 times, last vs. PHX (1/11)..... DR ..... 9 vs. BKN (11/13/22)  
 8 at HOU (11/8) ..... TOT .....9 vs. BKN (11/13/22)  
 6 at GSW (2/22)..... AST ..... 6 at GSW (2/22/24)  
 2, twice, last at NOP (12/31) ..... STL ...2, 4 times, last at NOP (12/31/23)  
 2, 3 times, last at NYK (2/3) .....BLK ..... 2, 3 times, last at NYK (2/3/24)  
 33 at CLE (11/25) ..... MIN ..... 33 at CLE (11/25/23)

**CAREER HIGHS**

**CAREER:**  
 • Named to the NBA 2K24 All-Summer League Second Team  
 • Drafted by the Lakers with the 35th overall pick in the 2022 NBA Draft  
 • In his one year at Michigan State, he appeared in 35 games (35 starts), averaging 9.3 points, 3.5 rebounds and 1.5 assists  
 • Big Ten All-Freshman honoree (2022)

3

ANTHONY DAVIS

F • 6-10 • 253 • KENTUCKY • 3/11/93 • 12TH SEASON

|                 | DATE | OPPONENT          | W/L | MIN   | FG | FGA | 3FG | 3FGA | FT | FTA | OR | DR | TOT | A | PF | ST | TO | BS | +/- | PTS |
|-----------------|------|-------------------|-----|-------|----|-----|-----|------|----|-----|----|----|-----|---|----|----|----|----|-----|-----|
| LAST FIVE GAMES | 3/4  | vs. Oklahoma City | W   | 30:13 | 7  | 12  | 0   | 0    | 10 | 11  | 4  | 8  | 12  | 4 | 1  | 1  | 2  | 3  | 10  | 24  |
|                 | 3/6  | vs. Sacramento    | L   | 34:06 | 5  | 13  | 0   | 1    | 4  | 5   | 1  | 10 | 11  | 3 | 4  | 0  | 2  | 1  | -6  | 14  |
|                 | 3/8  | vs. Milwaukee     | W   | 41:00 | 10 | 21  | 0   | 1    | 2  | 2   | 1  | 12 | 13  | 5 | 3  | 0  | 0  | 3  | -3  | 22  |
|                 | 3/8  | vs. Minnesota     | W   | 39:18 | 9  | 17  | 0   | 0    | 9  | 13  | 10 | 15 | 25  | 5 | 2  | 7  | 3  | 3  | 15  | 27  |
|                 | 3/10 | vs. Minnesota     | W   | 39:18 | 9  | 17  | 0   | 0    | 9  | 13  | 10 | 15 | 25  | 5 | 2  | 7  | 3  | 3  | 15  | 27  |

2023-24

Has appeared in 62 games (62 starts), averaging 24.8 points, 12.5 rebounds, 3.6 assists, 1.2 steals and 2.5 blocks in 35.8 minutes ... Led the team in scoring 26 times, rebounds 54 times, assists four times, steals 20 times and blocks 51 times ... Scored in double figures 60 times, including 46 games with 20+ points, 16 games with 30+ points and three games with 40+ points ... Tallied 52 double-doubles, including two triple-doubles ... Recorded double-digit rebounds 51 times ... Had double-digit assists twice ... Tallied 27 points, a season-high 25 rebounds, including a career-high-tying 10 offensive rebounds, five assists, a career-high seven steals and three blocks on 3/10 vs. MIN ... Dropped a season-high 41 points (13-17 FG, 2-2 3FG, 13-14 FT) to go with 11 rebounds, six assists and one block in 40 minutes in a home victory vs. TOR (1/9) ... Scored a then-season-high 40 points (15-26 FG, 2-4 3FG, 8-10 FT) to go with 13 rebounds, four assists and one block on Christmas Day vs. Boston ... Had 37 points (15-21 FG, 1-2 3FG, 6-10 FT) to go with 11 rebounds and two blocks in 37 minutes at Dallas on 12/12 ... Tied his then-season-high the next day (12/13) at San Antonio with 37 points on 13-23 field goal shooting, including 2-3 from 3-point range and 9-12 from the line ... Missed two games due to left adductor/hip spasm (11/8, 12/15) and two games due to bilateral Achilles tendinopathy & left hip spasm (1/30-2/1)



2023-24 HIGHS

|                                       |           |                                    |
|---------------------------------------|-----------|------------------------------------|
| 41 vs. TOR (1/9) .....                | PTS ..... | 59 at DET (2/21/16)                |
| 15, twice, last vs. BOS (12/25) ..... | FG .....  | 24 at DET (2/21/16)                |
| 3 at HOU (1/29) .....                 | 3FG ..... | 4, 12 times, last at MEM (1/5/21)  |
| 13 vs. TOR (1/9) .....                | FT .....  | 26 vs. MEM (10/29/19)              |
| 10 vs. MIN (3/10) .....               | OR .....  | 10, twice, last vs. MIN (3/10/24)  |
| 17 vs. ORL (10/30) .....              | DR .....  | 21 at BKN (1/2/19)                 |
| 25 vs. MIN (3/10) .....               | TOT ..... | 26 at BKN (1/2/19)                 |
| 11* at CHA (2/5) .....                | AST ..... | 11 at UTA (1/13/24)                |
| 7 vs. MIN (3/10) .....                | STL ..... | 7 vs. MIN (3/10/24)                |
| 7 at ORL (11/4) .....                 | BLK ..... | 10 vs. UTA (3/11/18)               |
| 48 vs. LAC (11/1) .....               | MIN ..... | 50, 4 times, last at BKN (2/10/18) |

CAREER HIGHS

(15-26 FG, 2-4 3FG, 8-10 FT) to go with 13 rebounds, four assists and one block on Christmas Day vs. Boston ... Had 37 points (15-21 FG, 1-2 3FG, 6-10 FT) to go with 11 rebounds and two blocks in 37 minutes at Dallas on 12/12 ... Tied his then-season-high the next day (12/13) at San Antonio with 37 points on 13-23 field goal shooting, including 2-3 from 3-point range and 9-12 from the line ... Missed two games due to left adductor/hip spasm (11/8, 12/15) and two games due to bilateral Achilles tendinopathy & left hip spasm (1/30-2/1)

CAREER:

- Signed a contract extension with Los Angeles on Aug. 6, 2023
- One-time NBA Champion (2020)
- Four-time All-NBA First Team selection and nine-time NBA All-Star
- Four-time All-Defensive Team selection (two First Team honors)
- Named to the NBA's 75th Anniversary Team
- Three-time NBA blocks leader
- Named to NBA In-Season All-Tournament Team
- Appeared in 40 games (40 starts) in one season at the University of Kentucky, averaging 14.2 points, 10.4 rebounds, 1.3 assists, 1.4 steals and 4.7 blocks, earning NCAA Tournament Most Outstanding Player honors as well as AP Player of the Year

26

SPENCER DINWIDDIE

G • 6-5 • 215 • COLORADO • 4/6/93 • 10TH SEASON

|                 | DATE | OPPONENT          | W/L | MIN   | FG | FGA | 3FG | 3FGA | FT | FTA | OR | DR | TOT | A | PF | ST | TO | BS | +/- | PTS |
|-----------------|------|-------------------|-----|-------|----|-----|-----|------|----|-----|----|----|-----|---|----|----|----|----|-----|-----|
| LAST FIVE GAMES | 3/2  | vs. Denver        | L   | 19:57 | 1  | 4   | 1   | 3    | 0  | 0   | 1  | 0  | 1   | 3 | 0  | 0  | 1  | 0  | -7  | 3   |
|                 | 3/4  | vs. Oklahoma City | W   | 24:17 | 1  | 4   | 0   | 2    | 0  | 0   | 0  | 2  | 2   | 3 | 0  | 0  | 1  | 1  | 35  | 2   |
|                 | 3/6  | vs. Sacramento    | L   | 24:16 | 2  | 3   | 2   | 3    | 2  | 4   | 0  | 2  | 2   | 1 | 3  | 0  | 1  | 0  | -9  | 8   |
|                 | 3/8  | vs. Milwaukee     | W   | 33:49 | 1  | 3   | 1   | 2    | 2  | 2   | 0  | 2  | 2   | 3 | 3  | 1  | 0  | 2  | -5  | 5   |
|                 | 3/10 | vs. Minnesota     | W   | 16:51 | 0  | 3   | 0   | 1    | 0  | 0   | 0  | 1  | 1   | 1 | 3  | 0  | 1  | 0  | -5  | 0   |

2023-24

(Los Angeles) Appeared in 12 games (one start), averaging 4.9 points, 1.1 rebounds and 3.1 assists in 24.1 minutes ... Led the team in steals twice ... Scored in double figures once ... **(Brooklyn Nets):** Appeared in 48 games (all starts), posting averages of 12.6 points, 3.3 rebounds and 6.0 assists in 30.7 minutes ... Scored a season-high 29 points with 10 made field goals on 11/14 vs. ORL ... Inactive twice (11/1, 12/27)

CAREER:

- In 514 career NBA games (311 starts) prior to LA across nine-plus seasons with Brooklyn (2022-24, 2016-21), Dallas (2022-23), Washington (2021-22) and Detroit (2014-16), the 30-year-old owned career averages of 13.6 points, 3.1 rebounds and 5.3 assists in 28.0 minutes
- Has competed in 28 career NBA Playoff contests (seven starts) with the Nets (2023, 2019), Mavericks (2022) and Pistons (2016), averaging 14.1 points, 2.5 rebounds and 3.6 assists in 28.3 minutes while shooting 42.5 percent from the field, 40.6 percent from 3-point range and 77.7 percent from the foul line
- Originally selected with the 38th overall pick in the 2014 NBA Draft by the Detroit Pistons following three collegiate seasons (2011-14) at the University of Colorado
- A graduate of Los Angeles' William Howard Taft High School, Dinwiddie was named the John R. Wooden California High School Player of the Year in 2011

2023-24 HIGHS

|                                     |           |                                    |
|-------------------------------------|-----------|------------------------------------|
| 29 vs. ORL (11/14) .....            | PTS ..... | 41 vs. SAS (12/19/19)              |
| 10 vs. ORL (11/14) .....            | FG .....  | 14 vs. SAS (12/19/19)              |
| 6 at DAL (10/27) .....              | 3FG ..... | 7, twice, last at WAS (11/10/22)   |
| 10 vs. TOR (11/28) .....            | FT .....  | 14, twice, last vs. CHI (3/8/20)   |
| 3 at OKC (12/31) .....              | OR .....  | 5 at PHI (2/2/22)                  |
| 8 vs. TOR (11/28) .....             | DR .....  | 10 at ORL (11/13/21)               |
| 9 vs. TOR (11/28) .....             | TOT ..... | 12 at PHI (2/2/22)                 |
| 14 at GSW (12/16) .....             | AST ..... | 16, twice, at DET (4/5/23)         |
| 4, twice, last vs. WAS (12/8) ..... | STL ..... | 4, 4 times, last vs. WAS (12/8/23) |
| 2, twice, last vs. MIL (3/8) .....  | BLK ..... | 3, twice, last at CLE (11/25/29)   |
| 42 at ATL (11/22) .....             | MIN ..... | 51 at LAL (1/12/23)                |

| 20              |      |                   |     | HARRY GILES III (Two-Way Contract) |    |     |     |      |    |     |    |    |     | F/C • 6-10 • 240 • DUKE • 4/22/98 • 4TH SEASON |    |    |    |    |     |     |  |  |  |
|-----------------|------|-------------------|-----|------------------------------------|----|-----|-----|------|----|-----|----|----|-----|--|----|----|----|----|-----|-----|--|--|--|
| LAST FIVE GAMES | DATE | OPPONENT          | W/L | MIN                                | FG | FGA | 3FG | 3FGA | FT | FTA | OR | DR | TOT | A  | PF | ST | TO | BS | +/- | PTS |  |  |  |
|                 | 3/2  | vs. Denver        | L   | NWT                                |    |     |     |      |    |     |    |    |     |  |    |    |    |    |     |     |  |  |  |
|                 | 3/4  | vs. Oklahoma City | W   | 03:34                              | 0  | 1   | 0   | 1    | 0  | 0   | 0  | 1  | 1   | 0  | 0  | 0  | 0  | 0  | -11 | 0   |  |  |  |
|                 | 3/6  | vs. Sacramento    | L   | 00:50                              | 0  | 0   | 0   | 0    | 0  | 0   | 0  | 0  | 0   | 0  | 0  | 0  | 0  | 0  | 0   | 0   |  |  |  |
|                 | 3/8  | vs. Milwaukee     | W   | DNP - CD                           |    |     |     |      |    |     |    |    |     |  |    |    |    |    |     |     |  |  |  |
|                 | 3/10 | vs. Minnesota     | W   | 01:19                              | 0  | 1   | 0   | 0    | 0  | 0   | 0  | 0  | 0   | 0  | 0  | 0  | 0  | 0  | -2  | 0   |  |  |  |
|                 |      |                   |     |                                    |    |     |     |      |    |     |    |    |     |  |    |    |    |    |     |     |  |  |  |

2023-24

(Los Angeles) Has appeared in three games, averaging 1.9 minutes ... DNP-CD once (3/8) ... (Brooklyn Nets): Appeared in 16 games this season for Brooklyn, averaging 3.4 points and 1.6 rebounds in 5.1 minutes per game

CAREER:

- Signed a Two-Way contract with the Lakers on March 2, 2024
- Selected 20th overall by Portland in the 2017 NBA Draft before being traded to Sacramento on draft night; signed as a free agent with Brooklyn on 9/6/23
- Over three seasons with the Kings (2018-20) and Trail Blazers (2020-21), averaged 5.9 points, 3.8 rebounds and 1.2 assists in 12.9 minutes over 142 contests (17 starts)
- Appeared in the postseason with Portland during a 2021 first round matchup against Denver
- A Winston-Salem, N.C., native, spent one season (2016-17) at Duke University where he appeared in 26 games (six starts) and helped lead the Blue Devils to an ACC Tournament Championship

2023-24 HIGHS

| 2023-24 HIGHS                 |       |     |       |                                  |  |  |  |  |  | CAREER HIGHS |  |  |  |  |  |  |  |  |  |
|-------------------------------|-------|-----|-------|----------------------------------|--|--|--|--|--|--------------|--|--|--|--|--|--|--|--|--|
| 11 at DEN (12/14)             | ..... | PTS | ..... | 23 at SAC (8/2/20)               |  |  |  |  |  |              |  |  |  |  |  |  |  |  |  |
| 4, twice, last at DEN (12/14) | ..... | FG  | ..... | 10 vs. ATL (1/30/19)             |  |  |  |  |  |              |  |  |  |  |  |  |  |  |  |
| 1, 3 times, last at PHI (2/3) | ..... | 3FG | ..... | 3 vs. OKC (4/3/21)               |  |  |  |  |  |              |  |  |  |  |  |  |  |  |  |
| 3 at DEN (12/14)              | ..... | FT  | ..... | 5, 5 times, last at ORL (8/2/20) |  |  |  |  |  |              |  |  |  |  |  |  |  |  |  |
| 3 at DEN (12/14)              | ..... | OR  | ..... | 5 at PHI (2/4/21)                |  |  |  |  |  |              |  |  |  |  |  |  |  |  |  |
| 3 at DEN (12/14)              | ..... | DR  | ..... | 11 at LAC (2/22/20)              |  |  |  |  |  |              |  |  |  |  |  |  |  |  |  |
| 6 at DEN (12/14)              | ..... | TOT | ..... | 12, twice, last at LAC (2/22/20) |  |  |  |  |  |              |  |  |  |  |  |  |  |  |  |
| 2 at PHI (2/3)                | ..... | AST | ..... | 6, twice, last at CHI (1/24/20)  |  |  |  |  |  |              |  |  |  |  |  |  |  |  |  |
| 1 at DEN (12/14)              | ..... | STL | ..... | 4 vs. UTA (11/25/18)             |  |  |  |  |  |              |  |  |  |  |  |  |  |  |  |
| 1, 3 times, last at NOP (1/2) | ..... | BLK | ..... | 3, twice, last vs. CHI (3/17/19) |  |  |  |  |  |              |  |  |  |  |  |  |  |  |  |
| 15 at DEN (12/14)             | ..... | MIN | ..... | 32 at LAC (2/22/20)              |  |  |  |  |  |              |  |  |  |  |  |  |  |  |  |

| 28              |      | RUI HACHIMURA                      |     |       |    |     |     |      |    |     |    | 13, twice, last vs. SAC (3/6) • 6-8 • 230 • GONZAGA • 2/8/98 • 5TH SEASON |     |   |    |    |    |    |     |     |  |
|-----------------|------|------------------------------------|-----|-------|----|-----|-----|------|----|-----|----|---|-----|---|----|----|----|----|-----|-----|--|
|                 |      | 13, 4 times, last vs. UTA (3/6/24) |     |       |    |     |     |      |    |     |    |   |     |   |    |    |    |    |     |     |  |
| LAST FIVE GAMES | DATE | OPPONENT                           | W/L | MIN   | FG | FGA | 3FG | 3FGA | FT | FTA | OR | DR  | TOT | A | PF | ST | TO | BS | +/- | PTS |  |
|                 | 3/2  | vs. Denver                         | L   | 36:50 | 10 | 15  | 3   | 4    | 0  | 0   | 0  | 3   | 3   | 2 | 2  | 0  | 0  | 0  | -13 | 23  |  |
|                 | 3/4  | vs. Oklahoma City                  | W   | 21:34 | 3  | 8   | 1   | 3    | 0  | 2   | 1  | 0   | 1   | 1 | 3  | 0  | 2  | 0  | -7  | 7   |  |
|                 | 3/6  | vs. Sacramento                     | L   | 32:39 | 13 | 17  | 3   | 5    | 0  | 0   | 0  | 2   | 2   | 0 | 0  | 2  | 0  | 1  | -3  | 29  |  |
|                 | 3/8  | vs. Milwaukee                      | W   | 38:02 | 5  | 16  | 1   | 6    | 1  | 2   | 0  | 5   | 5   | 2 | 1  | 0  | 0  | 0  | -2  | 12  |  |
|                 | 3/10 | vs. Minnesota                      | W   | 23:51 | 5  | 10  | 3   | 5    | 2  | 2   | 1  | 1   | 2   | 3 | 0  | 0  | 1  | 0  | 3   | 15  |  |

2023-24

Has appeared in 52 games (23 starts), averaging 12.5 points, 3.7 rebounds and 1.1 assists in 25.5 minutes ... Scored in double figures 30 times, including eight games with 20+ points and one game with 30+ points ... Led the team in scoring twice, rebounds once, steals six times and blocks three times ... Dropped a career-high 36 points (13-19 FG, 6-8 3FG, 4-5 FT) to go with two rebounds, one assist and one block in 34 minutes at Utah on 2/14 ... Had a career-high four steals on 11/10 at PHX ... Missed one game to due a left eye contusion (10/30), three games due to concussion protocol (11/1-11/6), four games due to a nasal fracture (11/25-11/30) and five games due to a left calf strain (1/3-1/11) ... DNP-CD once (12/2)

CAREER:

- Re-signed with the Lakers on July 6, 2023
- Originally acquired by Los Angeles on Jan. 23, 2023 via trade from Washington in exchange for Kendrick Nunn and three second-round picks
- Has appeared in 262 career games (150 starts) with Los Angeles and Washington
- Named 2019 West Coast Conference Player of the Year at Gonzaga, averaging 19.7 points and 6.5 rebounds during his junior season

2023-24 HIGHS

| 2023-24 HIGHS                 |       |     |       |                                     |  |  |  |  |  | CAREER HIGHS |  |  |  |  |  |  |  |  |  |
|-------------------------------|-------|-----|-------|-------------------------------------|--|--|--|--|--|--------------|--|--|--|--|--|--|--|--|--|
| 36 at UTA (2/14)              | ..... | PTS | ..... | 36 at UTA (2/14/24)                 |  |  |  |  |  |              |  |  |  |  |  |  |  |  |  |
| 13, twice, last vs. SAC (3/6) | ..... | FG  | ..... | 13, 4 times, last vs. UTA (3/6/24)  |  |  |  |  |  |              |  |  |  |  |  |  |  |  |  |
| 6 at UTA (2/14)               | ..... | 3FG | ..... | 6 at UTA (2/14/24)                  |  |  |  |  |  |              |  |  |  |  |  |  |  |  |  |
| 6, twice, last at HOU (1/29)  | ..... | FT  | ..... | 7, 4 times, last vs. PHX (12/28/22) |  |  |  |  |  |              |  |  |  |  |  |  |  |  |  |
| 3 at CHI (12/20)              | ..... | OR  | ..... | 4, 7 times, last at POR (2/13/23)   |  |  |  |  |  |              |  |  |  |  |  |  |  |  |  |
| 7, twice, last at SAS (12/13) | ..... | DR  | ..... | 11 vs. MIL (3/13/21)                |  |  |  |  |  |              |  |  |  |  |  |  |  |  |  |
| 8 at HOU (11/8)               | ..... | TOT | ..... | 12, twice, last at HOU (4/2/23)     |  |  |  |  |  |              |  |  |  |  |  |  |  |  |  |
| 4 at SAS (12/15)              | ..... | AST | ..... | 6 vs. IND (8/3/20)                  |  |  |  |  |  |              |  |  |  |  |  |  |  |  |  |
| 4 at PHX (11/10)              | ..... | STL | ..... | 4 at PHX (11/10/23)                 |  |  |  |  |  |              |  |  |  |  |  |  |  |  |  |
| 2, twice, last at GSW (2/22)  | ..... | BLK | ..... | 3, twice, last at HOU (4/2/23)      |  |  |  |  |  |              |  |  |  |  |  |  |  |  |  |
| 38 vs. DEN (2/8)              | ..... | MIN | ..... | 46 vs. MIL (2/24/20)                |  |  |  |  |  |              |  |  |  |  |  |  |  |  |  |



11

JAXSON HAYES

C • 7-0 • 217 • TEXAS • 5/23/00 • 5TH SEASON

|                 | DATE | OPPONENT          | W/L | MIN   | FG | FGA | 3FG | 3FGA | FT | FTA | OR | DR | TOT | A | PF | ST | TO | BS | +/- | PTS |
|-----------------|------|-------------------|-----|-------|----|-----|-----|------|----|-----|----|----|-----|---|----|----|----|----|-----|-----|
| LAST FIVE GAMES | 3/2  | vs. Denver        | L   | 08:53 | 2  | 3   | 0   | 0    | 0  | 0   | 1  | 3  | 4   | 0 | 0  | 1  | 0  | 1  | 1   | 4   |
|                 | 3/4  | vs. Oklahoma City | W   | 17:47 | 2  | 3   | 0   | 1    | 0  | 0   | 4  | 2  | 6   | 2 | 0  | 1  | 1  | 1  | 2   | 4   |
|                 | 3/6  | vs. Sacramento    | L   | 12:53 | 0  | 1   | 0   | 0    | 1  | 2   | 1  | 4  | 5   | 0 | 4  | 0  | 2  | 1  | 1   | 1   |
|                 | 3/8  | vs. Milwaukee     | W   | 17:19 | 2  | 2   | 0   | 0    | 4  | 6   | 0  | 1  | 1   | 0 | 3  | 0  | 1  | 0  | 7   | 8   |
|                 | 3/10 | vs. Minnesota     | W   | 15:50 | 4  | 4   | 0   | 0    | 1  | 1   | 2  | 3  | 5   | 0 | 2  | 0  | 2  | 0  | -4  | 9   |

**2023-24**  
 Has appeared in 54 games (three starts), averaging 3.9 points and 2.6 rebounds in 11.5 minutes ... Scored in double figures six times ... Recorded one double-double ... Led the team in rebounds twice, steals five times and blocks six times ... Missed two games due to a left ankle sprain (11/6-11/8) and one game due to left elbow soreness (11/30) ... DNP-CD eight times (12/30, 1/5-1/9, 1/13-1/15, 1/25-1/27)

**2023-24 HIGHS**  
 16 at BOS (2/1).....PTS..... 23, twice, last at SAC (4/5/22)  
 6 at BOS (2/1) .....FG.....10 at SAC (4/5/22)  
 N/A .....3FG.....3, 3 times, last at SAS (3/18/22)  
 4, 3 times, last vs. MIL (3/8).....FT ..... 8 vs. LAC (1/18/20)  
 6 at BOS (2/1) .....OR ..... 7 at LAC (4/3/22)  
 7 vs. DET (2/13).....DR.....9 at SAC (4/5/22)  
 10 at BOS (2/1) .....TOT.....12, 3 times, last at SAC (4/5/22)  
 3 at NYK (2/3) .....AST.. 4, 3 times, last at OKC (12/23/22)  
 4 at ATL (1/30) .....STL..... 4, twice, last at ATL (1/30/24)  
 3 vs. MEM (11/14) .....BLK .....6 at CHA (5/9/21)  
 34 at BOS (2/1) .....MIN..... 38, twice, last at NOP (3/21/22)

**CAREER:**  
 • Signed with the Lakers on July 6, 2022  
 • Drafted by the Atlanta Hawks with the 8th overall pick in the 2019 NBA Draft and traded to the Pelicans on July 6, 2019  
 • Appeared in 242 career games (47 starts) across four seasons with the New Orleans Pelicans  
 • Averaged 10.0 points, 5.0 rebounds and 2.2 blocks in 32 games (all starts) at the University of Texas, earning All-Big 12 Team honors, Big 12 All-Defense Team, Big 12 All-Freshman Team and Big 12 Rookie of the Year

0

JALEN HOOD-SCHIFINO

G • 6-6 • 215 • INDIANA • 6/19/03 • 1ST SEASON

|                 | DATE | OPPONENT          | W/L | MIN                            | FG | FGA | 3FG | 3FGA | FT | FTA | OR | DR | TOT | A | PF | ST | TO | BS | +/- | PTS |
|-----------------|------|-------------------|-----|--------------------------------|----|-----|-----|------|----|-----|----|----|-----|---|----|----|----|----|-----|-----|
| LAST FIVE GAMES | 3/2  | vs. Denver        | L   | Inactive - G League Assignment |    |     |     |      |    |     |    |    |     |   |    |    |    |    |     |     |
|                 | 3/4  | vs. Oklahoma City | W   | 05:17                          | 0  | 3   | 0   | 1    | 1  | 2   | 0  | 1  | 1   | 0 | 0  | 0  | 0  | 0  | -12 | 1   |
|                 | 3/6  | vs. Sacramento    | L   | 00:50                          | 0  | 1   | 0   | 1    | 0  | 0   | 0  | 0  | 0   | 0 | 0  | 0  | 0  | 0  | 0   | 0   |
|                 | 3/8  | vs. Milwaukee     | W   | DNP - CD                       |    |     |     |      |    |     |    |    |     |   |    |    |    |    |     |     |
|                 | 3/10 | vs. Minnesota     | W   | DNP - CD                       |    |     |     |      |    |     |    |    |     |   |    |    |    |    |     |     |

**2023-24**  
 Has appeared in 20 games, averaging 1.6 points in 5.2 minutes ... Made his season debut on 11/27 at PHI ... Scored in double figures once ... Led the team in blocks once ... Missed 13 games (10/24-11/17) due to a right patella contusion and six games due to low back spasm (12/12-12/21) ... DND (right patella contusion) two times (11/19-11/21) ... Missed six games due to G League Assignment (1/15-1/17, 2/14, 2/25-3/2) ... DNP-CD 17 times (11/22-11/25, 12/5, 12/23-12/25, 12/30, 1/5-1/9, 1/13, 1/25-1/27, 2/3-2/8, 3/8-3/10)


**CAREER HIGHS**  
 PTS ..... 10 at DET (11/29)  
 FG .....3 at DET (11/29)  
 3FG ..... 1, twice, last at GSW (2/22)  
 FT .....3 at DET (11/29)  
 OR ..... 1, twice, last vs. MIA (1/3)  
 DR.....3 vs. NOP (12/7)  
 TOT .....4 vs. NOP (12/7)  
 AST ..... 2 at PHI (11/27)  
 STL.....1, 3 times, last vs. POR (1/21)  
 BLK ..... 1, twice, last at HOU (1/29)  
 MIN ..... 19 at OKC (11/30)

**CAREER:**  
 • Drafted by the Lakers with the 17th overall pick in the 2023 NBA Draft  
 • Appeared in 32 games (32 starts) in one season at the University of Indiana, averaging 13.5 points, 4.1 rebounds and 3.7 assists and earning 2022-23 All-Big Ten, Big Ten All-Freshman and 2022-23 Big Ten Rookie of the Year honors

| 23              | LEBRON JAMES |                   |     | F • 6-9 • 250 • ST. VINCENT-ST. MARY (OH) • 12/30/84 • 21ST SEASON |    |     |     |      |    |     |    |    |     |   |    |    |    |    |     |     |
|-----------------|--------------|-------------------|-----|--|----|-----|-----|------|----|-----|----|----|-----|---|----|----|----|----|-----|-----|
| LAST FIVE GAMES | DATE         | OPPONENT          | W/L | MIN  | FG | FGA | 3FG | 3FGA | FT | FTA | OR | DR | TOT | A | PF | ST | TO | BS | +/- | PTS |
|                 | 2/29         | vs. Washington    | W   | 38:44  | 12 | 24  | 2   | 5    | 5  | 7   | 0  | 4  | 4   | 9 | 1  | 1  | 4  | 1  | -5  | 31  |
|                 | 3/2          | vs. Denver        | L   | 37:07  | 12 | 20  | 2   | 5    | 0  | 2   | 0  | 4  | 4   | 9 | 1  | 3  | 3  | 0  | -1  | 26  |
|                 | 3/4          | vs. Oklahoma City | W   | 30:59  | 7  | 14  | 1   | 3    | 4  | 5   | 1  | 10 | 11  | 8 | 1  | 1  | 3  | 0  | 14  | 19  |
|                 | 3/8          | vs. Milwaukee     | W   | Inactive - left ankle peroneal tendinopathy                        |    |     |     |      |    |     |    |    |     |   |    |    |    |    |     |     |
|                 | 3/10         | vs. Minnesota     | W   | 37:51  | 10 | 16  | 2   | 4    | 7  | 9   | 0  | 8  | 8   | 9 | 1  | 0  | 4  | 0  | 14  | 29  |

### 2023-24

Has appeared in 57 games (57 starts), averaging 25.3 points, 7.1 rebounds, 8.0 assists and 1.3 steals in 35 minutes ... Led the team in scoring 27 times, rebounds eight times, assists 34 times, steals 13 times and blocks nine times ... Scored in double figures 57 times, including 46 games with 20+ points, 16 games with 30+ points and one game with 40+ points ... Holds an NBA-record double-digit scoring streak that stands at 1,208 regular season games ... Recorded 19 double-doubles, including three triple-doubles ... Tallied 10+ rebounds in 10 games and 10+ assists in 12 games ... Scored a season-high 40 points (13-20 FG, 5-5 3FG, 9-9 FT) to go with seven rebounds, seven assists, two steals and two blocks in 37 minutes on 12/23 at OKC ... Tallied his third triple-double of the season on 1/27 at GSW with 36 points (14-25 FG, 2-4 3FG, 6-6 FT), 20 rebounds and 12 assists, becoming the oldest player in NBA history to have 30 points and 20 rebounds in a game ... With a triple-double on 11/15 vs. SAC, James passed Jason Kidd for fifth most triple-doubles in NBA history (108) ... James became the only player to record a triple-double in their 21st season in NBA history ... With the game on 10/30 vs. Orlando, James moved to 8th place in the NBA's all-time regular season games played list with 1,425 ... Missed two games with a left calf contusion (11/12, 12/13) and seven games with left ankle peroneal tendinopathy (12/21, 1/13, 1/23, 2/1, 2/14-2/22, 3/8)



| 2023-24 HIGHS                               | CAREER HIGHS                      |
|---|-----------------------------------|
| 40 at OKC (12/23) ..... PTS.....            | 61 vs. CHA (3/3/14)               |
| 14, twice, last at GSW (1/27) ..... FG..... | 23 at WAS (11/3/17)               |
| 7 at LAC (2/28) ..... 3FG.....              | 9 vs. LAC (1/24/23)               |
| 10 vs. SAC (3/6)..... FT.....               | 24 at MIA (3/12/06)               |
| 5 vs. BKN (1/19) ..... OR.....              | 7, twice, last at CLE (3/20/13)   |
| 19 at GSW (1/27) ..... DR.....              | 19 at GSW (1/27/24)               |
| 20 at GSW (1/27) ..... TOT.....             | 20 at GSW (1/27/24)               |
| 14, twice, last vs. NOP (2/9)..... AST..... | 19, twice, last vs. ORL (1/15/20) |
| 5, twice, last vs. MEM (1/5) ..... STL..... | 7 at MEM (12/13/04)               |
| 3 at MIA (11/6) ..... BLK.....              | 5, twice, last vs. CHI (3/16/04)  |
| 48 at GSW (1/27) ..... MIN.....             | 55 vs. MEM (11/29/03)             |

### CAREER:

- NBA's all-time leading scorer
- Four-time NBA Champion and NBA Finals MVP (2012, 2013, 2016, 2020)
- Four-time NBA Most Valuable Player (2009, 2010, 2012, 2013)
- Named to the NBA's 75th Anniversary Team
- 18-time All-NBA honoree, including 13 First Team selections
- 20-time NBA All-Star and 3-time All-Star Game MVP
- Named NBA In-Season Tournament MVP and earned In-Season All-Tournament Team honors after averaging 26.4 points, 8.0 rebounds, and 7.6 assists in seven games
- Christmas Day career leader in points (460) and games played (17) and the co-leader in victories with Dwyane Wade (10 each)
- Two-time Olympic gold medal winner with Team USA
- 2003 NBA Rookie of the Year

| 21              | MAXWELL LEWIS |                   |     | F • 6-7 • 205 • PEPPERDINE • 7/27/02 • 1ST SEASON |    |     |     |      |    |     |    |    |     |   |    |    |    |    |     |     |
|-----------------|---------------|-------------------|-----|---|----|-----|-----|------|----|-----|----|----|-----|---|----|----|----|----|-----|-----|
| LAST FIVE GAMES | DATE          | OPPONENT          | W/L | MIN   | FG | FGA | 3FG | 3FGA | FT | FTA | OR | DR | TOT | A | PF | ST | TO | BS | +/- | PTS |
|                 | 3/2           | vs. Denver        | L   | Inactive - G League Assignment                    |    |     |     |      |    |     |    |    |     |   |    |    |    |    |     |     |
|                 | 3/4           | vs. Oklahoma City | W   | 03:34   | 0  | 0   | 0   | 0    | 0  | 0   | 0  | 0  | 0   | 0 | 1  | 0  | 2  | 0  | -11 | 0   |
|                 | 3/6           | vs. Sacramento    | L   | 00:50   | 0  | 0   | 0   | 0    | 0  | 0   | 0  | 0  | 0   | 0 | 0  | 0  | 0  | 0  | 0   | 0   |
|                 | 3/8           | vs. Milwaukee     | W   | DNP - CD  |    |     |     |      |    |     |    |    |     |   |    |    |    |    |     |     |
|                 | 3/10          | vs. Minnesota     | W   | 01:18   | 0  | 0   | 0   | 0    | 0  | 0   | 0  | 0  | 0   | 0 | 0  | 0  | 0  | 0  | -2  | 0   |

### 2023-24

Has appeared in 23 games, averaging 3.3 minutes per game ... Made his NBA debut on 10/24 at DEN ... Led the team in steals once ... DNP-CD 22 times (10/26, 10/29-11/1, 11/6, 11/10-11/12, 11/22-11/25, 12/5, 12/18, 12/21-12/25, 1/5-1/9, 1/27, 2/3-2/9) ... Missed one game due to left knee soreness (1/11) ... Missed one game due to a non-COVID illness (1/25) ... Missed 18 games due to G League Assignment (11/19-11/21 12/12-12/15, 12/28-1/3, 1/13-1/17, 2/14-2/22, 2/25-3/2)

### CAREER:

- Acquired by the Lakers as part of a four-team trade on June 22, 2023, after being drafted by the Denver Nuggets with the 40th overall pick in the 2023 NBA Draft
- Appeared in 52 games across two seasons at Pepperdine (2021-23)
- Averaged 14.6 points, 4.7 rebounds and 2.2 assists in 26.6 minutes in college

### CAREER HIGHS

PTS ..... 3 vs. NOP (12/7)

FG ..... 1, 3 times, last at ATL (1/30)

3FG ..... 1 vs. NOP (12/7)

FT ..... N/A

OR ..... 1 at PHI (11/27)

DR ..... 1,, twice, last vs. NOP (12/7)

TOT ..... 1, 4 times, vs. NOP (12/7)

AST ..... 2 at DET (11/29)

STL ..... 2 at DET (11/29)

BLK ..... N/A

MIN ..... 8 at HOU (11/8)

| 4                     | SKYLAR MAYS (Two-Way Contract) |                   |     |          |    |     |     |      |    |     | G • 6-4 • 205 • LSU • 9/5/97 • 4TH SEASON |    |     |   |    |    |    |    |     |     |
|-----------------------|--------------------------------|-------------------|-----|----------|----|-----|-----|------|----|-----|---|----|-----|---|----|----|----|----|-----|-----|
| LAST<br>FIVE<br>GAMES | DATE                           | OPPONENT          | W/L | MIN      | FG | FGA | 3FG | 3FGA | FT | FTA | OR  | DR | TOT | A | PF | ST | TO | BS | +/- | PTS |
|                       | 3/2                            | vs. Denver        | L   | DNP-CD   |    |     |     |      |    |     |   |    |     |   |    |    |    |    |     |     |
|                       | 3/4                            | vs. Oklahoma City | W   | Inactive |    |     |     |      |    |     |   |    |     |   |    |    |    |    |     |     |
|                       | 3/6                            | vs. Sacramento    | L   | Inactive |    |     |     |      |    |     |   |    |     |   |    |    |    |    |     |     |
|                       | 3/8                            | vs. Milwaukee     | W   | DNP-CD   |    |     |     |      |    |     |   |    |     |   |    |    |    |    |     |     |
|                       | 3/10                           | vs. Minnesota     | W   | 01:18    | 0  | 0   | 0   | 0    | 0  | 0   | 0   | 1  | 1   | 0 | 0  | 1  | 0  | 0  | -2  | 0   |

**2023-24**  
**(Los Angeles Lakers):** Has appeared in 10 games, averaging 1.8 points in 5.8 minutes ... Scored in double figures once ... Led the team in steals once and blocks once ... DNP-CD six times (1/9, 1/15, 2/5, 2/28-2/19, 3/2, 3/8) ... Missed one game due to G League Two-Way (1/23) ... Inactive 10 times (1/19-1/21, 1/25-1/29, 2/3, 2/13, 2/23, 3/4-3/6) ... **(Portland Trail Blazers):** Appeared in 21 games (five starts), averaging 6.3 points, 1.8 rebounds and 3.6 assists in 17.0 minutes ... Scored in double figures six times ... Had 10+ assists three times ... Recorded two double-doubles ... Posted 15 points and a career-high tying 12 assists at the Lakers on Nov. 12, marking the first time he has recorded consecutive double-doubles in his career after finishing with 18 points and 11 rebounds at Sacramento on Nov. 8

GAMES ACTIVE

42

(50 MAX)

| 2023-24 HIGHS                                 | CAREER HIGHS                      |
|---|-----------------------------------|
| 18 at SAC (11/8).....PTS.....                 | 24 at MEM (4/4/23)                |
| 8 at SAC (11/8) .....FG.....                  | 9 at MEM (4/4/23)                 |
| 3 vs. LAL (11/17).....3FG.....                | 4, 3 times, last at MEM (4/4/23)  |
| 3 vs. CLE (11/15).....FT.....                 | 5 vs. GSW (4/9/23)                |
| 3 vs. LAL (11/17).....OR.....                 | 4 at PHI (12/23/21)               |
| 5 at UTA (11/14).....DR.....                  | 7, twice, last at MEM (4/4/23)    |
| 5, 3 times, last at DAL (1/3).....TOT.....    | 11 at PHI (12/23/21)              |
| 12 at LAL (11/12).....AST.....                | 12, twice, last at LAL (11/12/23) |
| 2, 4 times, last vs. OKC (11/19).....STL..... | 3 vs. GSW (4/9/23)                |
| 2 at UTA (11/14).....BLK.....                 | 2, twice, last at UTA (11/14/23)  |
| 37 at SAC (11/8).....MIN.....                 | 41 vs. GSW (4/9/23)               |

**CAREER:**

- Signed a Two-Way contract with the Lakers on Jan. 8, 2024
- In three-plus campaigns prior to LA with Portland (2022-24) and Atlanta (2020-22), the Louisiana native played in 88 career NBA contests (16 starts) and averaged 4.9 points, 1.3 rebounds and 2.0 assists in 11.8 minutes
- Competing in the NBA G League with Mexico City (2022-23), Delaware (2022-23) and College Park (2021-22), Mays owns career averages of 14.4 points, 3.8 rebounds and 5.1 assists in 27.8 minutes per game in 30 total contests (15 starts)
- 50th overall pick in the 2020 NBA Draft by the Hawks following four collegiate seasons (2016-20) at LSU, where he was named First-Team All-SEC as a senior and Second-Team All-SEC as a junior with the Tigers

| 12                    | TAUREAN PRINCE |                   |     |       |    |     |     |      |    |     | F • 6-6 • 216 • BAYLOR • 3/22/94 • 8TH SEASON |    |     |   |    |    |    |    |     |     |
|-----------------------|----------------|-------------------|-----|-------|----|-----|-----|------|----|-----|---|----|-----|---|----|----|----|----|-----|-----|
| LAST<br>FIVE<br>GAMES | DATE           | OPPONENT          | W/L | MIN   | FG | FGA | 3FG | 3FGA | FT | FTA | OR  | DR | TOT | A | PF | ST | TO | BS | +/- | PTS |
|                       | 3/2            | vs. Denver        | L   | 12:02 | 1  | 6   | 0   | 2    | 0  | 0   | 0   | 1  | 1   | 0 | 0  | 0  | 0  | 0  | -4  | 2   |
|                       | 3/4            | vs. Oklahoma City | W   | 21:51 | 5  | 7   | 4   | 6    | 0  | 0   | 0   | 6  | 6   | 1 | 4  | 0  | 1  | 1  | 29  | 14  |
|                       | 3/6            | vs. Sacramento    | L   | 15:26 | 2  | 3   | 2   | 3    | 0  | 0   | 0   | 2  | 2   | 0 | 0  | 0  | 1  | 2  | -17 | 6   |
|                       | 3/8            | vs. Milwaukee     | W   | 16:19 | 3  | 7   | 2   | 5    | 0  | 0   | 1   | 5  | 6   | 1 | 0  | 0  | 0  | 0  | 2   | 8   |
|                       | 3/10           | vs. Minnesota     | W   | 24:11 | 3  | 6   | 0   | 3    | 0  | 0   | 0   | 3  | 3   | 1 | 1  | 1  | 0  | 1  | 11  | 6   |

**2023-24**  
 Has appeared in 63 games (49 starts), averaging 9.1 points, 3.0 rebounds and 1.6 assists in 28.5 minutes ... Scored in double figures 30 times, including one game with 20+ points ... Led the team in steals six times and blocks six times ... Played a career-high 41 minutes on 10/29 at Sacramento ... Missed two games (11/1-11/4) due to left patellar tendonitis and one game (1/21) due to left knee soreness

**CAREER:**

- Signed with the Lakers on July 6, 2023
- Has appeared in 487 career games (271 starts) with LA, Atlanta, Brooklyn, Cleveland & Minnesota
- Selected by the Atlanta Hawks with the 12th pick in the 2016 NBA Draft out of Baylor
- Appeared in 129 career games (42 starts) at Baylor, earning All-Big 12 Team honors twice and the Big 12 6th Man of the Year Award for the 2014-15 season
- Averaged 10.2 points, 4.2 rebounds and 1.1 assists in four collegiate seasons

| 2023-24 HIGHS                                  | CAREER HIGHS                     |
|--|----------------------------------|
| 20 at SAC (10/29).....PTS.....                 | 38, twice, last at MIL (3/17/18) |
| 7 at SAC (10/29) .....FG.....                  | 13 at MIL (3/17/18)              |
| 5, 4 times, last vs. BOS (12/25) .....3FG..... | 8 at NYK (3/20/23)               |
| 3, 4 times, last vs. NOP (2/9).....FT.....     | 10 at CLE (11/13/22)             |
| 3 vs. HOU (11/19).....OR.....                  | 6 vs. WAS (12/27/17)             |
| 8 at BOS (2/1) .....DR.....                    | 12 at MIN (12/30/19)             |
| 8 at BOS (2/1) .....TOT.....                   | 14 at MIN (12/30/19)             |
| 6 at CLE (11/25) .....AST.....                 | 8, twice, last vs. ORL (4/1/18)  |
| 3, 3 times, last at MIN (12/30).....STL.....   | 4, 5 times, last at SAC (2/8/22) |
| 2, 5 times, last vs. SAC (3/6).....BLK.....    | 4 vs. MEM (3/16/17)              |
| 41 at SAC (10/29).....MIN.....                 | 41 at SAC (10/29/23)             |

| 15              |      |                   |     | AUSTIN REAVES |    |     |     |      |    |     |    |    |     |    |    |    |    |    |     |     | G • 6-5 • 206 • OKLAHOMA • 5/29/98 • 3RD SEASON |  |  |  |  |  |  |  |  |  |  |  |  |  |  |  |  |
|-----------------|------|-------------------|-----|---------------|----|-----|-----|------|----|-----|----|----|-----|----|----|----|----|----|-----|-----|---|--|--|--|--|--|--|--|--|--|--|--|--|--|--|--|--|
| LAST FIVE GAMES | DATE | OPPONENT          | W/L | MIN           | FG | FGA | 3FG | 3FGA | FT | FTA | OR | DR | TOT | A  | PF | ST | TO | BS | +/- | PTS |   |  |  |  |  |  |  |  |  |  |  |  |  |  |  |  |  |
|                 | 3/2  | vs. Denver        | L   | 36:43         | 7  | 12  | 3   | 6    | 2  | 2   | 0  | 2  | 2   | 14 | 1  | 0  | 2  | 0  | -9  | 19  |   |  |  |  |  |  |  |  |  |  |  |  |  |  |  |  |  |
|                 | 3/4  | vs. Oklahoma City | W   | 29:07         | 6  | 8   | 4   | 5    | 0  | 0   | 1  | 5  | 6   | 7  | 1  | 1  | 5  | 0  | 8   | 16  |   |  |  |  |  |  |  |  |  |  |  |  |  |  |  |  |  |
|                 | 3/6  | vs. Sacramento    | L   | 35:45         | 6  | 15  | 4   | 7    | 2  | 2   | 1  | 3  | 4   | 4  | 2  | 0  | 2  | 0  | -4  | 18  |   |  |  |  |  |  |  |  |  |  |  |  |  |  |  |  |  |
|                 | 3/8  | vs. Milwaukee     | W   | 36:39         | 7  | 12  | 2   | 5    | 2  | 4   | 0  | 5  | 5   | 7  | 1  | 1  | 2  | 0  | -1  | 18  |   |  |  |  |  |  |  |  |  |  |  |  |  |  |  |  |  |
|                 | 3/10 | vs. Minnesota     | W   | 35:56         | 7  | 13  | 3   | 6    | 2  | 2   | 0  | 6  | 6   | 4  | 2  | 0  | 4  | 0  | 10  | 19  |   |  |  |  |  |  |  |  |  |  |  |  |  |  |  |  |  |

2023-24

Has appeared in 66 games (41 starts), averaging 15.8 points, 4.1 rebounds and 5.5 assists in 31.6 minutes ... Scored in double figures 55 times, including 16 games with 20+ points and one game with 30+ points ... Recorded six double-doubles, three games of 10+ rebounds and four games with 10+ assists ... Led the team in points twice, rebounds six times, assists 14 times, steals eight times and blocks twice ... Scored a season-high 32 points (10-18 FG, 7-19 3FG, 5-7 FT) to go with two rebounds and three assists in 35 minutes in a win at BOS on 2/1 ... Dished out a career-high 14 assists on 3/2 vs. DEN ... Dropped a then-season-high 28 points (10-19 FG, 3-8 3FG, 5-7 FT) to go with six assists and two steals in 32 minutes at ATL on 1/30 ... Has not missed a game this season

CAREER:

- Re-signed with the Lakers on July 6, 2023
- Played in eight games for Team USA during the FIBA Men’s World Cup in the summer of 2023, leading the bench unit with 13.8 points per game while shooting 57 percent from the field and 50 percent beyond the arc
- Appeared in 64 games (22 starts) for LA last season, averaging 13.0 points, 3.0 rebounds and 3.4 assists in 28.8 minutes per game
- Originally signed with the Lakers on a two-way contract on Aug. 3, 2021

| 2023-24 HIGHS                       | CAREER HIGHS                               |
|-------------------------------------|--|
| 32 at BOS (2/1).....                | PTS.....35 vs. ORL (3/19/23)               |
| 10, twice, last at BOS (2/1).....   | FG.....10 at BOS (2/1/24)                  |
| 7 at BOS (2/1).....                 | 3FG.....7 at BOS (2/1/24)                  |
| 8 at GSW (1/27).....                | FT.....16 vs. ORL (3/19/23)                |
| 4 twice, last vs. BOS (12/25).....  | OR.....6 at DEN (4/10/22)                  |
| 10 vs. MEM (11/14).....             | DR.....10 at DEN (4/10/22)                 |
| 12 vs. MEM (11/14).....             | TOT.....16 at DEN (4/10/22)                |
| 14 vs. DEN (3/2).....               | AST.....14 vs. DEN (3/2/24)                |
| 3, 4 times, last at UTA (2/14)..... | STL.....3, 4 times, last at UTA (2/14/24)  |
| 2, twice, last vs. SAS (2/23).....  | BLK.....2, 8 times, last vs. SAS (2/23/24) |
| 47 at GSW (1/27).....               | MIN.....47 at GSW (1/27/24)                |

| 5               |      |                   |     | CAM REDDISH                   |    |     |     |      |    |     |    |    |     | F • 6-8 • 218 • DUKE • 9/1/99 • 5TH SEASON |    |    |    |    |     |     |  |  |  |
|-----------------|------|-------------------|-----|-------------------------------|----|-----|-----|------|----|-----|----|----|-----|--|----|----|----|----|-----|-----|--|--|--|
| LAST FIVE GAMES | DATE | OPPONENT          | W/L | MIN                           | FG | FGA | 3FG | 3FGA | FT | FTA | OR | DR | TOT | A  | PF | ST | TO | BS | +/- | PTS |  |  |  |
|                 | 3/2  | vs. Denver        | L   | 18:49                         | 1  | 3   | 1   | 2    | 0  | 0   | 2  | 0  | 2   | 0  | 1  | 1  | 1  | 0  | -8  | 3   |  |  |  |
|                 | 3/4  | vs. Oklahoma City | W   | 13:00                         | 0  | 1   | 0   | 0    | 0  | 0   | 0  | 2  | 2   | 0  | 1  | 0  | 0  | 0  | 11  | 0   |  |  |  |
|                 | 3/6  | vs. Sacramento    | L   | DNP - CD                      |    |     |     |      |    |     |    |    |     |  |    |    |    |    |     |     |  |  |  |
|                 | 3/8  | vs. Milwaukee     | W   | 15:24                         | 2  | 4   | 1   | 3    | 1  | 2   | 0  | 0  | 0   | 0  | 0  | 0  | 0  | 1  | 0   | 6   |  |  |  |
|                 | 3/10 | vs. Minnesota     | W   | Inactive - right ankle sprain |    |     |     |      |    |     |    |    |     |  |    |    |    |    |     |     |  |  |  |

2023-24

Has appeared in 40 games (26 starts), averaging 6.2 points, 2.3 rebounds, 1.2 assists and 1.2 steals in 22.2 minutes ... Led the team in steals nine times and blocks three times ... Scored in double figures nine times ... Missed two games due to left adductor soreness (11/22-11/25), one game due to a left groin strain (11/27), one game due to right groin soreness (11/30), one game due to right knee soreness (12/15), two games due to left groin soreness (12/28, 12/31), three games due to left knee effusion (1/15-1/19) and 14 games due to a right ankle sprain (1/25-2/25, 3/10) ... DNP-CD once (3/6)

CAREER:

- Signed with the Lakers on July 6, 2023
- Has appeared in 212 career games (108 starts) with LA, Portland, New York and Atlanta
- Drafted by the Hawks with the 10th overall pick in the 2019 NBA Draft
- Appeared in 36 games (35 starts) in one season at Duke, averaging 13.5 points, 3.7 rebounds, 1.9 assists and 1.6 steals

| 2023-24 HIGHS                       | CAREER HIGHS                              |
|-------------------------------------|---|
| 18 vs. POR (11/12).....             | PTS.....34 vs. ORL (12/22/21)             |
| 7, twice, last vs. SAC (11/15)..... | FG...11, 3 times, last vs. CHI (12/27/21) |
| 5, at PHX (11/10).....              | 3FG.....8 vs. CHI (12/27/21)              |
| 4 vs. PHX (12/5).....               | FT.....8, 3 times, last at MIN (1/22/21)  |
| 2, 4 times, last vs. DEN (3/2)..... | OR.....4 vs. MIL (11/14/21)               |
| 6 vs. POR (11/12).....              | DR.....7, 3 times, last vs. LAC (1/22/20) |
| 7 vs. POR (11/12).....              | TOT...8, 3 times, last vs. LAC (1/22/20)  |
| 7 at OKC (12/23).....               | AST.....8 at DET (3/6/23)                 |
| 5 vs. SAC (11/15).....              | STL..5, 3 times, last vs. SAC (11/15/23)  |
| 3 vs. LAC (1/23).....               | BLK.....3, twice, last vs. LAC (1/23/24)  |
| 39 vs. HOU (11/19).....             | MIN.....42 vs. ORL (12/22/21)             |



| 1               | D'ANGELO RUSSELL |                   |     |       |    |     |     |      |    |     | G • 6-4 • 200 • OHIO STATE • 2/23/96 • 9TH SEASON |    |     |   |    |    |    |    |     |     |
|-----------------|------------------|-------------------|-----|-------|----|-----|-----|------|----|-----|---|----|-----|---|----|----|----|----|-----|-----|
| LAST FIVE GAMES | DATE             | OPPONENT          | W/L | MIN   | FG | FGA | 3FG | 3FGA | FT | FTA | OR  | DR | TOT | A | PF | ST | TO | BS | +/- | PTS |
|                 | 3/2              | vs. Denver        | L   | 30:44 | 6  | 13  | 2   | 7    | 3  | 3   | 0   | 3  | 3   | 3 | 1  | 0  | 0  | 0  | 2   | 17  |
|                 | 3/4              | vs. Oklahoma City | W   | 33:30 | 9  | 17  | 5   | 11   | 3  | 5   | 1   | 5  | 6   | 3 | 3  | 4  | 3  | 1  | 4   | 26  |
|                 | 3/6              | vs. Sacramento    | L   | 35:29 | 3  | 10  | 2   | 6    | 2  | 2   | 0   | 1  | 1   | 3 | 1  | 1  | 3  | 0  | -10 | 10  |
|                 | 3/8              | vs. Milwaukee     | W   | 38:13 | 17 | 25  | 9   | 12   | 1  | 1   | 2   | 4  | 6   | 9 | 5  | 0  | 2  | 1  | 1   | 44  |
|                 | 3/8              | vs. Minnesota     | W   | 33:37 | 5  | 12  | 2   | 5    | 1  | 2   | 1   | 2  | 3   | 6 | 1  | 0  | 2  | 0  | 21  | 13  |

| 2023-24   | 2023-24 HIGHS   | CAREER HIGHS |
|---|---|--------------|
| Has appeared in 61 games (54 starts), averaging 18.0 points, 3.0 rebounds and 6.2 assists in 31.9 minutes ... Led the team in scoring 15 times, assists 19 times, rebounds once, steals 10 times and blocks three times ... Scored in double figures 51 times, including 22 games with 20+ points, five games with 30+ points and one game with 40+ points ... Dropped a season-high 44 points (17-15 FG, 9-12 3FG, 1-1 FT) to go along with nine assists, six rebounds and one block in 38 minutes vs. MIL on 3/8 ... Posted a then-season-high 39 points (15-26 FG, 6-13 3FG, 3-3 FT) to go with three rebounds, eight assists, one steal and two blocks in 41 minutes at UTA on 1/13 ... Tallied a career-high 17 assists in a win at UTA on 2/14 ... Missed one game due to non-COVID illness (12/15), three games due to a tailbone contusion (12/31-1/5) and one game due to left knee soreness (2/8) | 44 vs. MIL (3/8) .....PTS.....52 at MIN (11/8/19)<br>17 vs. MIL (3/8) .....FG.....19 at MIN (11/8/19)<br>9 vs. MIL (3/8) .....3FG.....9, 4 times, last vs. MIL (3/8/24)<br>7, twice, last at GSW (1/27) .....FT .....11 at NOP (4/8/16)<br>3 vs. SAC (11/15) .....OR .....5 at ATL (12/4/15)<br>8 at UTA (2/14).....DR.....9, 5 times, last vs. ORL (2/3/23)<br>9 at UTA (2/14).....TOT.....11 at TOR (3/23/18)<br>17 at UTA (2/14) .....AST.....17 at UTA (2/14/24)<br>5 vs. HOU (12/2) .....STL .....7 vs. LAL (10/28/22)<br>3, twice, last at MIN (12/21) .....BLK...3, 4 times, last at MIN (12/21/23)<br>49 at GSW (1/27) .....MIN.....45 vs. MEM (11/30/18) |              |

| CAREER:  |
|--|
| <ul style="list-style-type: none"> <li>• Re-signed with Los Angeles on July 7, 2023</li> <li>• Acquired via trade on Feb. 8, 2023, from Minnesota</li> <li>• Originally selected with the No. 2 overall pick in the 2015 NBA Draft by the Lakers</li> <li>• Named an All-Star during the 2018-19 season with the Brooklyn Nets, where he averaged 21.1 points and 7.0 assists</li> </ul> |

| 3-PT FIELD GOALS MADE IN A SEASON BY A LAKER |                  |         |     |
|--|------------------|---------|-----|
|  | PLAYER           | SEASON  | 3PM |
| 4  | Chucky Atkins    | 2004-05 | 176 |
| T-5  | Malik Monk       | 2021-22 | 173 |
| T-5  | D'Angelo Russell | 2023-24 | 173 |

| 3-PT FIELD GOAL % IN A SEASON BY A LAKER |                  |         |        |     |
|--|------------------|---------|--------|-----|
|  | PLAYER           | SEASON  | 3-PT % | 3PM |
| 4  | Byron Scott      | 1986-87 | .436   | 65  |
| 5  | Byron Scott      | 1984-85 | .433   | 26  |
| 6  | D'Angelo Russell | 2023-24 | .424   | 173 |

| 2               | JARRED VANDERBILT |                   |     |                                 |    |     |     |      |    |     | F • 6-9 • 214 • KENTUCKY • 4/3/99 • 5TH SEASON |    |     |   |    |    |    |    |     |     |
|-----------------|-------------------|-------------------|-----|---------------------------------|----|-----|-----|------|----|-----|--|----|-----|---|----|----|----|----|-----|-----|
| LAST FIVE GAMES | DATE              | OPPONENT          | W/L | MIN                             | FG | FGA | 3FG | 3FGA | FT | FTA | OR   | DR | TOT | A | PF | ST | TO | BS | +/- | PTS |
|                 | 3/2               | vs. Denver        | L   | Inactive - right foot soreness  |    |     |     |      |    |     |  |    |     |   |    |    |    |    |     |     |
|                 | 3/4               | vs. Oklahoma City | W   | Inactive - right midfoot sprain |    |     |     |      |    |     |  |    |     |   |    |    |    |    |     |     |
|                 | 3/6               | vs. Sacramento    | L   | Inactive - right midfoot sprain |    |     |     |      |    |     |  |    |     |   |    |    |    |    |     |     |
|                 | 3/8               | vs. Milwaukee     | W   | Inactive - right midfoot sprain |    |     |     |      |    |     |  |    |     |   |    |    |    |    |     |     |
|                 | 3/10              | vs. Minnesota     | W   | Inactive - right midfoot sprain |    |     |     |      |    |     |  |    |     |   |    |    |    |    |     |     |

| 2023-24  | 2023-24 HIGHS   | CAREER HIGHS |
|--|---|--------------|
| Has appeared in 29 games (six starts), averaging 5.2 points, 4.8 rebounds, 1.2 assists and 1.2 steals in 20.0 minutes ... Led the team in rebounds once, steals nine times and blocks twice ... Scored in double figures five times ... Scored a season-high 17 points (8-11 FG, 1-1 3FG) to go with five rebounds, three steals and one block in 27 minutes vs. CHI on 1/25 ... Missed 20 games (10/24-11/30) due to left heel bursitis, two games (2/3-2/5) due to right foot soreness and 14 games (2/8-3/10) due to a right midfoot sprain ... DND (low back spasm) once (12/12) | 17 vs. CHI (1/25).....PTS.....21 at HOU (1/9/22)<br>8 vs. CHI (1/25).....FG.....10 at HOU (1/9/22)<br>2, twice, last at BOS (2/1).....3FG.....4 vs. POR (12/3/22)<br>6 at GSW (1/27) .....FT .....7 at MIN (1/16/23)<br>6 at LAC (1/23).....OR ....8, 3 times, last at DAL (2/26/23)<br>8 vs. DAL (1/17) .....DR.....13 at HOU (1/9/22)<br>9, 4 times, last at GSW (1/27).....TOT.....19 at HOU (1/9/22)<br>5 at GSW (1/27) .....AST .....8 vs. PHX (11/18/22)<br>4 at GSW (1/27) .....STL .....5, twice, last vs. BKN (1/23/22)<br>1, 5 times, last vs. CHI (1/25) .....BLK.....4 vs. BKN (4/13/21)<br>41 at GSW (1/27) .....MIN.....38, twice, last vs. CHA (2/15/22) |              |

| CAREER:   |
|---|
| <ul style="list-style-type: none"> <li>• Signed a contract extension with Los Angeles on Sept. 18, 2023</li> <li>• Acquired by the Lakers on Feb. 9, 2023, from the Utah Jazz as part of a three-team trade</li> <li>• Has appeared in 273 games (168 starts) for the Lakers, Jazz, Timberwolves and Nuggets</li> </ul> |

| 7                     |      |                   |     | GABE VINCENT                 |    |     |     |      |    |     |    |    |     |   |    |    |    |    |     |     | G • 6-3 • 195 • UC SANTA BARBARA • 6/14/96 • 5TH SEASON |  |  |  |  |  |  |  |  |  |  |  |  |  |  |  |  |
|-----------------------|------|-------------------|-----|------------------------------|----|-----|-----|------|----|-----|----|----|-----|---|----|----|----|----|-----|-----|---|--|--|--|--|--|--|--|--|--|--|--|--|--|--|--|--|
| LAST<br>FIVE<br>GAMES | DATE | OPPONENT          | W/L | MIN                          | FG | FGA | 3FG | 3FGA | FT | FTA | OR | DR | TOT | A | PF | ST | TO | BS | +/- | PTS |   |  |  |  |  |  |  |  |  |  |  |  |  |  |  |  |  |
|                       | 3/2  | vs. Denver        | L   | Inactive - left knee surgery |    |     |     |      |    |     |    |    |     |   |    |    |    |    |     |     |   |  |  |  |  |  |  |  |  |  |  |  |  |  |  |  |  |
|                       | 3/4  | vs. Oklahoma City | W   | Inactive - left knee surgery |    |     |     |      |    |     |    |    |     |   |    |    |    |    |     |     |   |  |  |  |  |  |  |  |  |  |  |  |  |  |  |  |  |
|                       | 3/6  | vs. Sacramento    | L   | Inactive - left knee surgery |    |     |     |      |    |     |    |    |     |   |    |    |    |    |     |     |   |  |  |  |  |  |  |  |  |  |  |  |  |  |  |  |  |
|                       | 3/8  | vs. Milwaukee     | W   | Inactive - left knee surgery |    |     |     |      |    |     |    |    |     |   |    |    |    |    |     |     |   |  |  |  |  |  |  |  |  |  |  |  |  |  |  |  |  |
|                       | 3/10 | vs. Minnesota     | W   | Inactive - left knee surgery |    |     |     |      |    |     |    |    |     |   |    |    |    |    |     |     |   |  |  |  |  |  |  |  |  |  |  |  |  |  |  |  |  |

**2023-24**  
Has appeared in five games, averaging 5.4 points, 1.0 rebounds, 3.0 assists and 1.2 steals in 25.5 minutes per game ... Led the team in steals once ... Missed 26 games due to left knee effusion (11/1-12/18, 12/21-12/25) and 35 games due to left knee surgery (12/28-3/10)

**CAREER:**  
 • Signed with the Lakers on July 6, 2023  
 • Appeared in 195 career games with the Heat, averaging 7.7 points, 1.7 rebounds and 2.3 assists in 21.0 minutes  
 • Shot 33.9 percent from 3-point range with Miami (288-849 3FG)  
 • 2019-20 NBA G League Most Improved Player

| 2023-24 HIGHS                              | CAREER HIGHS                      |
|--|-----------------------------------|
| 9 vs. ORL (10/30).....PTS.....             | 28 vs. MIL (1/12/23)              |
| 4 vs. ORL (10/30).....FG.....              | 11 vs. MIL (1/14/23)              |
| 1, twice, last at CHI (12/20).....3FG..... | 7, twice, last vs. LAC (1/28/22)  |
| 1 vs. PHX (10/26).....FT.....              | 6, 3 times, last at BKN (2/15/23) |
| 1, twice, last vs. PHX (10/26).....OR..... | 3 vs. GSW (11/1/22)               |
| 2 vs. PHX (10/26).....DR.....              | 7 vs. TOR (10/22/22)              |
| 3 vs. PHX (10/26).....TOT.....             | 8 vs. GSW (11/1/22)               |
| 6 vs. PHX (10/26).....AST.....             | 10 at DET (5/16/21)               |
| 3 vs. PHX (10/26).....STL.....             | 5 vs. MIL (1/14/23)               |
| N/A.....BLK.....                           | 2 vs. TOR (1/17/22)               |
| 35 vs. PHX (10/26).....MIN.....            | 45 vs. TOR (1/29/22)              |

| 35                    |      |                   |     | CHRISTIAN WOOD                |    |     |     |      |    |     |    |    |     | F/C • 6-10 • 223 • UNLV • 9/27/95 • 8TH SEASON |    |    |    |    |     |     |  |  |  |
|-----------------------|------|-------------------|-----|-------------------------------|----|-----|-----|------|----|-----|----|----|-----|--|----|----|----|----|-----|-----|--|--|--|
| LAST<br>FIVE<br>GAMES | DATE | OPPONENT          | W/L | MIN                           | FG | FGA | 3FG | 3FGA | FT | FTA | OR | DR | TOT | A  | PF | ST | TO | BS | +/- | PTS |  |  |  |
|                       | 3/2  | vs. Denver        | L   | Inactive - left knee effusion |    |     |     |      |    |     |    |    |     |  |    |    |    |    |     |     |  |  |  |
|                       | 3/4  | vs. Oklahoma City | W   | Inactive - left knee effusion |    |     |     |      |    |     |    |    |     |  |    |    |    |    |     |     |  |  |  |
|                       | 3/6  | vs. Sacramento    | L   | Inactive - left knee effusion |    |     |     |      |    |     |    |    |     |  |    |    |    |    |     |     |  |  |  |
|                       | 3/8  | vs. Milwaukee     | W   | Inactive - left knee effusion |    |     |     |      |    |     |    |    |     |  |    |    |    |    |     |     |  |  |  |
|                       | 3/10 | vs. Minnesota     | W   | Inactive - left knee effusion |    |     |     |      |    |     |    |    |     |  |    |    |    |    |     |     |  |  |  |

**2023-24**  
Has appeared in 50 games (one start), averaging 6.9 points, 5.1 rebounds and 1.0 assists in 17.4 minutes ... Led the team in rebounds twice, steals once and blocks seven times ... Scored in double figures 13 times ... Tallied double-digit rebounds five times ... Tallied two double-doubles ... Scored a season-high 17 points (6-10 FG, 2-5 3FG) on 12/15 at SAS ... DNP-CD five times (12/5, 12/12, 12/18, 12/23-12/25) ... Missed one game (1/11) with a migraine and 10 games with left knee effusion (2/22-3/10)

**CAREER:**  
 • Signed with the Lakers on Sept. 6, 2023  
 • Has appeared in 339 career games (140 starts) for the Lakers, Mavericks, Rockets, Pistons, Pelicans, Bucks, Hornets and 76ers  
 • After two seasons at UNLV (2013-15), Wood went undrafted in the 2015 NBA Draft before signing with the Philadelphia 76ers to begin his professional career  
 • On Dec. 25, 2022, in his first Christmas Day game, Wood recorded 30 points, eight rebounds, seven assists, four steals and two blocks in a 124-115 Dallas Mavericks victory over the Lakers

| 2023-24 HIGHS                                 | CAREER HIGHS                        |
|---|-------------------------------------|
| 17 at SAS (12/15).....PTS.....                | 39 vs. WAS (3/21/22)                |
| 6, twice, last at SAS (12/15).....FG..        | 14, 3 times, last vs. WAS (3/21/22) |
| 3, twice, last vs. CHA (12/28).....3FG.....   | 8 vs. WAS (3/21/22)                 |
| 5, twice, last at OKC (11/30).....FT.....     | 12 vs. MEM (10/22/22)               |
| 4 vs. MIA (1/3).....OR.....                   | 6, 5 times, last vs. IND (4/14/21)  |
| 9, 3 times, last vs. LAC (1/7).....DR.....    | 18 vs. OKC (11/29/21)               |
| 11 vs. LAC (11/1).....TOT.....                | 21 vs. OKC (11/29/21)               |
| 4 vs. CHA (12/28).....AST.....                | 8 at LAL (3/17/23)                  |
| 2 at HOU (1/29).....STL.....                  | 4, 4 times, last at LAL (3/17/23)   |
| 3, 3 times, last vs. POR (1/21').....BLK..... | 6 vs. ATL (3/26/19)                 |
| 30 at SAS (12/15).....MIN.....                | 47 at LAL (1/12/23)                 |

HEAD COACH DARVIN HAM

- In second season with Los Angeles
- Won first NBA championship of his coaching career with a Finals victory over the Phoenix Suns (4-2) as an assistant coach with the Milwaukee Bucks in 2021
- Named Lakers head coach on June 3, 2022, becoming the 28th head coach in franchise history and the 24th since the team relocated to L.A. in 1960
- In second season as head coach, after serving as an assistant with Milwaukee, Atlanta and Los Angeles
- Spent two seasons with the Lakers as an assistant coach from 2011-13
- Began his coaching career as an assistant coach with the New Mexico Thunderbirds in 2008, eventually taking over as general manager and head coach of the team in 2010
- Enjoyed an eight-year NBA playing career (1996-98, 1999-2005), suiting up with Detroit, Atlanta, Milwaukee, Washington, Indiana and Denver
- Won a championship as a member of the Detroit Pistons in 2004
- Graduated from Texas Tech and also played internationally in Spain, the Philippines and Puerto Rico
- A native of Saginaw, Mich.

| HAM'S RECORD |      |              |            |
|--------------|------|--------------|------------|
| YEAR         | TEAM | REG. SEASON  | PLAYOFFS   |
| 2022-23      | LAL  | 43-40 (.524) | 8-8 (.500) |
| 2023-24      | LAL  | 36-30 (.545) | --         |
| TOTALS       |      | 79-70 (.530) | 8-8 (.500) |

COACH'S CHALLENGES (28)

| DATE     | TIME       | RESULT       | DETAILS   |
|----------|------------|--------------|---|
| 10/26/23 | 10:13, 1st | Successful   | D.Russell S.FOUL (J.VanDuyne): Call Overturned                            |
| 10/29/23 | 06:21, 3rd | Successful   | K.Huerter P.FOUL (D.Richardson): Call Overturned                          |
| 11/1/23  | 00:17, 4th | Unsuccessful | C.Reddish S.FOUL (C.Blair): Call Stands                                   |
| 11/4/23  | 06:24, 2nd | Successful   | L.James S.FOUL (M.Smith): Call Overturned                                 |
| 11/10/23 | 05:01, 2nd | Unsuccessful | L.James S.FOUL (K.Scott): Call Stands                                     |
| 11/15/23 | 1:54, 3rd  | Unsuccessful | J.Hayes Violation: Defensive Goaltending (A.Moyer-Gleich): Call Confirmed |
| 11/19/23 | 3:16, 2nd  | Unsuccessful | A.Davis Offensive (M.Smith): Call Stands                                  |
| 11/21/23 | 2:04, 4th  | Successful   | D.Russell S.FOUL (D.Richardson): Call Overturned                          |
| 12/2/23  | 4:59, 3rd  | Unsuccessful | J.Vanderbilt S.FOUL (J.Orr): Call Stands                                  |
| 12/25/23 | 2:45, 1st  | Successful   | BOS Rebound - Call Overturned   |
| 12/25/23 | 1:32, 2nd  | Successful   | L.James S.FOUL (K.Lane): Call Overturned                                  |
| 12/28/23 | 5:43, 2nd  | Unsuccessful | A.Reaves S.FOUL (T.Washington): Call Stands                               |
| 12/30/23 | 0:01, 3rd  | Successful   | D.Russell S.FOUL (D.Mosher): Call Overturned                              |
| 12/30/23 | 9:26, 4th  | Unsuccessful | L.James S.FOUL (B.Barnaky): Call Stands                                   |
| 1/3/24   | 3:53, 2nd  | Unsuccessful | L.James S.FOUL (C.Blair): Call Stands                                     |
| 1/7/24   | 10:42, 4th | Unsuccessful | C.Wood S.FOUL (J.VanDuyne): Call Stands                                   |
| 1/9/24   | 3:24, 3rd  | Successful   | D.Russell S.FOUL (T.Ricks): Call Overturned                               |
| 1/11/24  | 1:27, 2nd  | Successful   | M.Christie S.FOUL (G.Petratis): Call Overturned                           |
| 1/15/24  | 8:02, 1st  | Unsuccessful | T.Prince P.FOUL (J.Tiven): Call Stands                                    |
| 1/27/24  | 1:27, 4th  | Unsuccessful | A.Davis S.FOUL (M.Ervin): Call Stands                                     |
| 2/5/24   | 4:49, 2nd  | Successful   | A.Davis S.FOUL (T.Brothers): Call Overturned                              |
| 2/8/24   | 3:17, 3rd  | Unsuccessful | C.Wood S.FOUL (E.Scott): Call Stands                                      |
| 2/9/24   | 6:57, 3rd  | Successful   | A.Davis S.FOUL (S.Wright): Call Overturned                                |
| 2/14/24  | 7:24, 3rd  | Unsuccessful | T.Prince P.FOUL (C.Blair): Call Confirmed                                 |
| 2/25/24  | 9:51, 3rd  | Successful   | L.James P.FOUL (N.Sago): Call Overturned                                  |
| 2/29/24  | 1:41, OT   | Successful   | L.James P.FOUL (J.Sterling): Call Overturned                              |
| 3/2/24   | 5:20, 4th  | Successful   | Out Of Bounds: Call Overturned: Miscellaneous                             |
| 3/8/24   | 0:52, 4th  | Successful   | S.Dinwiddie P.FOUL (S.Mitchell): Call Overturned                          |

STARTING LINEUPS (17)

most recent in bold

| Lineup # | Game #                             | PG             | SG            | SF               | PF           | C            | G         | W-L         | PCT.        |
|----------|------------------------------------|----------------|---------------|------------------|--------------|--------------|-----------|-------------|-------------|
| 1        | 1-4,7, 41-43, 46-48                | Russell        | Reaves        | Prince           | James        | Davis        | 11        | 6-5         | .545        |
| 2        | 5-6                                | Russell        | Reaves        | Reddish          | James        | Davis        | 2         | 1-1         | .500        |
| 3        | 8                                  | Russell        | Reaves        | Reddish          | James        | Wood         | 1         | 0-1         | 0.000       |
| 4        | 9, 11-15, 21-24, 27-28             | Russell        | Prince        | Reddish          | James        | Davis        | 12        | 8-4         | .667        |
| 5        | 10, 25, 29                         | Russell        | Prince        | Reddish          | Hachimura    | Davis        | 3         | 2-1         | .667        |
| 6        | 16-20                              | Russell        | Christie      | Prince           | James        | Davis        | 5         | 2-3         | .400        |
| 7        | 26                                 | Reaves         | Christie      | Prince           | James        | Hayes        | 1         | 0-1         | .000        |
| 8        | 30-31, 33                          | James          | Prince        | Reddish          | Vanderbilt   | Davis        | 3         | 1-2         | .333        |
| 9        | 32, 34                             | James          | Prince        | Hachimura        | Vanderbilt   | Davis        | 2         | 1-1         | .500        |
| 10       | 35-39                              | Reaves         | Prince        | Reddish          | James        | Davis        | 5         | 2-3         | .400        |
| 11       | 40                                 | Russell        | Reaves        | Prince           | Reddish      | Davis        | 1         | 0-1         | 0.000       |
| 12       | <b>44, 51-52, 54-55, 58-64, 66</b> | <b>Russell</b> | <b>Reaves</b> | <b>Hachimura</b> | <b>James</b> | <b>Davis</b> | <b>13</b> | <b>10-3</b> | <b>.769</b> |
| 13       | 45, 56-57                          | Russell        | Reaves        | Prince           | Hachimura    | Davis        | 3         | 1-2         | 0.333       |
| 14       | 49                                 | Russell        | Reaves        | Prince           | James        | Hayes        | 1         | 0-1         | 0.000       |
| 15       | 50                                 | Russell        | Reaves        | Prince           | Vanderbilt   | Hayes        | 1         | 1-0         | 1.000       |
| 16       | 53                                 | Reaves         | Christie      | Hachimura        | James        | Davis        | 1         | 0-1         | 0.000       |
| 17       | 65                                 | Russell        | Reaves        | Dinwiddie        | Hachimura    | Davis        | 1         | 1-0         | 1.000       |

RECORD AS A STARTER

| PLAYER        | G  | W-L   |
|---------------|----|-------|
| M. Christie   | 7  | 2-5   |
| A. Davis      | 62 | 35-27 |
| S. Dinwiddie  | 1  | 1-0   |
| R. Hachimura  | 23 | 15-8  |
| J. Hayes      | 3  | 1-2   |
| L. James      | 57 | 31-26 |
| T. Prince     | 49 | 24-25 |
| A. Reaves     | 41 | 22-19 |
| C. Reddish    | 26 | 14-12 |
| D. Russell    | 54 | 32-22 |
| J. Vanderbilt | 6  | 3-3   |
| C. Wood       | 1  | 0-1   |

2023-24 HOME ATTENDANCE

|                           |    |
|---------------------------|----|
| GAMES AT CRYPTO.COM ARENA | 35 |
| SELLOUTS                  | 29 |
| STREAK                    | 2  |

EJECTIONS (2)

| NAME       | DATE | TIME (OFFICIAL) |
|------------|------|-----------------|
| Russell    | 11/6 | 7:52, 4th       |
| Vanderbilt | 1/29 | 10:17, 2nd      |

FLAGRANT FOULS (4)

| NAME      | DATE  | TIME      |
|-----------|-------|-----------|
| Hachimura | 11/14 | 2:49, 1st |
| Prince    | 1/17  | 0:58, 2nd |
| Reddish   | 11/14 | 6:50, 3rd |
| Wood      | 1/7   | 8:08, 2nd |

TECHNICAL FOULS (32)

| NAME       | TOTAL | TIME   |
|------------|-------|--|
| Davis      | 3     | 11/14 vs. MEM (4:57, 1st)<br>12/28 vs. CHA (2:05, 2nd)<br>2/3 at NYK (9:29, 3rd)   |
| Dinwiddie  | 1     | 3/10 vs. MIN (3:05, 3rd)   |
| Hachimura  | 1     | 12/30 at MIN (4:29, 1st)   |
| Ham        | 2     | 11/6 vs. MIA (0:39, 3rd)<br>2/29 vs. WAS (4:25, 4th)   |
| Handy      | 1     | 3/6 vs. SAC (6:56, 3rd)  |
| Hayes      | 1     | 11/1 vs. LAC (10:07, 4th)  |
| James      | 6     | 11/19 vs. HOU (10:48, 3rd)<br>11/25 at CLE (1:12, 4th)<br>11/29 at DET (6:14, 3rd)<br>12/2 vs. HOU (8:35, 4th)<br>1/19 vs. BKN (11:11, 4th)<br>1/25 vs. CHI (7:12, 3rd)        |
| Prince     | 6     | 11/12 vs. POR (1:40, 3rd)<br>12/23 at OKC (6:30, 4th)<br>1/5/24 vs. MEM (4:44, 3rd)<br>1/27/24 at GSW (6:55, 3rd)<br>2/13/24 vs. DET (1:23, 3rd)<br>3/4/24 vs. OKC (9:28, 3rd) |
| Reaves     | 1     | 3/4/24 vs. OKC (10:23, 1st)  |
| Reddish    | 1     | 12/2 vs. HOU (8:35, 4th)   |
| Russell    | 5     | 11/1 vs. LAC (3:49, 2nd)<br>11/6 at MIA (7:52, 4th)<br>11/6 at MIA (7:52, 4th)<br>11/14 vs. MEM (4:57, 1st)<br>1/13 at UTA (2:15, 2nd)<br>1/29 at HOU (2:13, 4th)              |
| Vanderbilt | 2     | 1/29 at HOU (10:17, 2nd)<br>1/29 at HOU (10:17, 2nd)   |
| Wood       | 1     | 12/2 vs. HOU (1:02, 2nd)   |

GAMES MISSED DUE TO INJURY / ILLNESS (210)

| PLAYER        | DETAILS  | DATES OUT                         | GAMES | W-L   |
|---------------|--|-----------------------------------|-------|-------|
| Castleton     | Right wrist sprain                               | 2/29-3/10                         | 6     | 4-2   |
| Christie      | Right ankle sprain                               | 2/9-2/14                          | 3     | 3-0   |
| Davis         | Left adductor/hip spasm                          | 11/8, 12/15                       | 2     | 0-2   |
|               | Bilateral Achilles tendinopathy & left hip spasm | 1/30-2/1                          | 2     | 1-1   |
| Hachimura     | Left eye contusion                               | 10/30                             | 1     | 1-0   |
|               | Concussion protocol                              | 11/1-11/6                         | 3     | 1-2   |
|               | Nasal fracture                                   | 11/25-11/30                       | 4     | 2-2   |
|               | Left calf strain                                 | 1/3-1/11                          | 5     | 2-3   |
| Hayes         | Left ankle sprain                                | 11/6-11/8                         | 2     | 0-2   |
|               | Left elbow soreness                              | 11/30                             | 1     | 0-1   |
| Hood-Schifino | Right patella contusion                          | 10/24-11/21                       | 15    | 9-6   |
|               | Low back spasm                                   | 12/12-12/21                       | 6     | 1-5   |
| James         | Left calf contusion                              | 11/12, 12/13                      | 2     | 2-0   |
|               | Left ankle peroneal tendinopathy                 | 12/21, 1/13, 1/23, 2/1, 2/14-2/22 | 7     | 3-4   |
| Lewis         | Left hamstring soreness                          | 1/11                              | 1     | 0-1   |
|               | Non-COVID illness                                | 1/25                              | 1     | 1-0   |
| Prince        | Left patellar tendonitis                         | 11/1-11/4                         | 2     | 1-1   |
|               | Left knee soreness                               | 1/21                              | 1     | 1-0   |
| Reddish       | Left adductor soreness                           | 11/22-11/25                       | 2     | 1-1   |
|               | Left groin strain                                | 11/27                             | 1     | 0-1   |
|               | Right groin soreness                             | 11/30                             | 1     | 0-1   |
|               | Right knee soreness                              | 12/15                             | 1     | 0-1   |
|               | Left groin soreness                              | 12/28, 12/31                      | 2     | 1-1   |
|               | Left knee effusion                               | 1/15-1/19                         | 3     | 2-1   |
|               | Right ankle sprain                               | 1/25-2/25, 3/10                   | 15    | 10-5  |
| Russell       | Non-COVID illness                                | 12/15                             | 1     | 0-1   |
|               | Tailbone contusion                               | 12/31-1/5                         | 3     | 0-3   |
|               | Left knee soreness                               | 2/8                               | 1     | 0-1   |
| Vanderbilt    | Left heel bursitis                               | 10/24-11/30                       | 20    | 11-9  |
|               | Low back spasm                                   | 12/12                             | 1     | 0-1   |
|               | Right foot soreness                              | 2/3-2/5                           | 2     | 2-0   |
|               | Right midfoot sprain                             | 2/8-3/10                          | 15    | 9-6   |
| Vincent       | Left knee effusion                               | 11/1-12/18, 12/21-12/25           | 26    | 14-12 |
|               | Left knee surgery                                | 12/28-3/10                        | 36    | 21-15 |
| Wood          | Migraine   | 1/11                              | 1     | 0-1   |
|               | Left knee effusion                               | 2/22-3/10                         | 10    | 6-4   |

GAMES MISSED DUE TO NON-INJURY (67)

| PLAYER        | DETAILS             | DATES OUT  | GAMES | W-L   |
|---------------|---------------------|--|-------|-------|
| Castleton     | G League Two-Way    | 10/24, 10/29, 11/10-11/29, 12/2, 12/12<br>12/18-1/11, 1/15-1/19, 1/25-2/9, 2/25-2/28 | 41    | 21-20 |
| Hood-Schifino | G League Assignment | 1/15-1/17, 2/14, 2/25-3/2  | 7     | 5-2   |
| Lewis         | G League Assignment | 11/19-11/21, 12/12-12/15, 12/28-1/3,<br>1/13-1/17, 2/14-2/22, 2/25-3/2               | 18    | 9-9   |
| Mays          | G League Two-Way    | 1/23   | 1     | 0-1   |



THE LAST TIME... (REGULAR SEASON)

LAKERS

A player had a triple-double  
A player had a 20-point, 20-rebound game  
A player had a 20-point, 15-assist game  
A player had 40+ points  
A player had 50+ points  
A player had 60+ points  
A player had 20+ rebounds  
A player had 25+ rebounds  
A player had 15+ assists  
A player had 20+ assists  
A player converted a four-point play  
A player was perfect from the field (min. 10 FGA)  
A team scored 140+ points  
A team scored less than 75 points  
A team had 40+ assists  
A team had 60+ rebounds  
A team shot .650+ from the field  
A team did not miss a free throw (min. 10 FTA)  
A team did not make a three-pointer  
A team had two players score 30+ points  
A team had four players with 10+ rebounds  
A team had two players with 10+ assists  
A team had four players record a double-double  
A team scored 10 or fewer points in a quarter

Played an overtime game  
Played a double-overtime game  
Played a triple-overtime game  
Played a quadruple-overtime game

1/27/24 @ GSW (LeBron James, 36p/20r/12a)  
3/10/24 vs. MIN (Anthony Davis, 27p/25r)  
1/7/23 @ SAC (Russell Westbrook, 23p/15a)  
3/8/24 vs. MIL (D'Angelo Russell, 44)  
12/4/22 @ WAS (Anthony Davis, 55)  
4/13/16 vs. UTA (Kobe Bryant, 60)  
3/10/24 vs. MIN (Anthony Davis, 25)  
3/10/24 vs. MIN (Anthony Davis, 25)  
2/14/24 @ UTA (D'Angelo Russell, 17)  
1/5/97 @ VAN (Nick Van Exel, 23)  
2/28/23 @ MEM (Austin Reaves, 2nd Qtr.)  
12/17/19 @ IND (Dwight Howard, 10-10)  
1/27/24 @ GSW (145)  
1/22/17 @ DAL (73)  
12/28/23 vs. CHA (41)  
2/28/21 vs. GSW (60)  
1/4/08 vs. PHI (.662)  
12/28/23 vs. CHA (14-14)  
1/5/12 @ POR (0-11)  
2/29/24 vs. WAS (James, 31; Davis, 40)  
4/2/13 vs. DAL (Clark, Howard, Bryant, Gasol)  
1/15/23 vs. PHI (Westbrook, 11; James, 10)  
4/2/13 vs. DAL (Bryant, Howard, Clark, Gasol)  
3/18/16 vs. PHX (10, 2nd Qtr.)

OPPONENTS

3/6/24 vs. SAC (Damontas Sabonis, 16p/20r/12a)  
11/6/23 @ MIA (Bam Adebayo, 22p/20r)  
10/26/21 @ SAS (Dejounte Murray, 21p/15a)  
3/6/24 vs. SAC (De'Aaron Fox, 44)  
12/13/18 @ HOU (James Harden, 50)  
12/17/06 vs. WAS (Gilbert Arenas, 60)  
3/6/24 vs. SAC (Damontas Sabonis, 20)  
3/4/15 @ MIA (Hassan Whiteside, 25)  
1/9/23 @ DEN (Nikola Jokic, 16)  
4/2/19 @ OKC (Russell Westbrook, 21)  
1/25/24 vs. CHI (A. Dosunmu, 4th Qtr.)  
3/2/24 vs. DEN (Michael Porter Jr., 10-10)  
1/27/24 @ GSW (144)  
1/31/12 vs. CHA (73)  
1/21/19 vs. GSW (41)  
1/20/23 vs. MEM (63)  
3/28/14 @ MIN (.671)  
4/7/22 @ GSW (10-10)  
2/13/05 @ CLE (0-5)  
2/5/24 @ CHA (Bridges, 41; Miller, 33)  
2/8/13 @ CHA (Mullens, Kidd-Gilchrist, Biyombo, Henderson)  
3/8/24 vs. MIL (Antetokounpo, 12; Lillard, 12)  
3/6/14 vs. LAC (Griffin, Barnes, Jordan, Paul)  
12/12/21 vs. ORL (10, 3rd Qtr.)

2/29/24 vs. WAS (134-131)  
1/27/24 @ GSW (145-144)  
11/26/21 vs. SAC (137-141)  
1/29/80 @ CLE (153-154)

LAKERS vs. THE NBA

| OPPONENT      | HOME | ROAD | OVERALL |
|---------------|------|------|---------|
| Atlanta       | 0-0  | 0-1  | 0-1     |
| Boston        | 0-1  | 1-0  | 1-1     |
| Brooklyn      | 0-1  | 0-0  | 0-1     |
| Charlotte     | 2-0  | 1-0  | 1-0     |
| Chicago       | 1-0  | 0-1  | 1-1     |
| Cleveland     | 0-0  | 1-0  | 1-0     |
| Dallas        | 1-1  | 0-1  | 1-2     |
| Denver        | 0-2  | 0-1  | 0-3     |
| Detroit       | 1-0  | 1-0  | 2-0     |
| Golden State  | 0-0  | 1-1  | 1-1     |
| Houston       | 2-0  | 0-2  | 2-2     |
| Indiana       | 0-0  | 0-0  | 0-0     |
| LA Clippers   | 2-0  | 1-1  | 3-1     |
| Memphis       | 1-1  | 0-0  | 1-1     |
| Miami         | 0-1  | 0-1  | 0-2     |
| Milwaukee     | 1-0  | 0-0  | 1-0     |
| Minnesota     | 1-0  | 0-2  | 1-2     |
| New Orleans   | 2-0  | 0-1  | 2-1     |
| New York      | 0-1  | 1-0  | 1-1     |
| Oklahoma City | 2-0  | 1-1  | 3-1     |
| Orlando       | 1-0  | 0-1  | 1-1     |
| Philadelphia  | 0-0  | 0-1  | 0-1     |
| Phoenix       | 2-1  | 1-1  | 3-2     |
| Portland      | 2-0  | 1-0  | 3-0     |
| Sacramento    | 0-2  | 0-1  | 0-3     |
| San Antonio   | 1-0  | 1-1  | 2-1     |
| Toronto       | 1-0  | 0-0  | 1-0     |
| Utah          | 1-0  | 1-1  | 2-1     |
| Washington    | 1-0  | 0-0  | 1-0     |

MISCELLANEOUS STATISTICS

| CATEGORY                   | LAKERS                      | OPPONENT                   |
|----------------------------|-----------------------------|----------------------------|
| Largest Lead               | 44, 12/7 vs. NOP            | 46, 11/27 @ PHI            |
| Largest Win                | 44, 12/7 vs. NOP            | 44, 11/27 @ PHI            |
| Largest Comeback           | 21, 2/28 @ LAC              | 19, 3/6 vs. SAC            |
| Starters Scoring High      | 122, 1/27 at GSW            | 113, 2/29 vs. WAS          |
| Starters Scoring Low       | 54, 11/8 @ HOU              | 59, 10/30 vs. ORL          |
| Bench Scoring High         | 64, 11/22 vs. UTA           | 72, 11/14 vs. HOU          |
| Bench Scoring Low          | 12, 3/2 vs. DEN             | 12, 11/17 @ POR            |
| Most Consecutive Points    | 18, 12/2 vs. HOU (2nd Qtr.) | 18, 11/27 @ PHI (4th Qtr.) |
| Most Double-Figure Scorers | 7*, 1/30 at ATL             | 8*, 1/3 vs. MIA            |
| Lead Changes               | 23, 1/9 vs. TOR             |                            |
| Times Tied                 | 16, 1/27 at GSW             |                            |

MARGIN OF VICTORY / DEFEAT

|    | W | L |    | W | L |    | W | L |     | W | L |
|----|---|---|----|---|---|----|---|---|-----|---|---|
| 1  | 4 | 1 | 11 | 1 | 2 | 21 | 1 | - | 31  | - | - |
| 2  | - | 2 | 12 | 2 | 1 | 22 | - | - | 32  | 1 | - |
| 3  | 6 | 1 | 13 | - | - | 23 | - | 1 | 33  | - | - |
| 4  | 1 | - | 14 | 1 | 3 | 24 | 1 | - | 34  | - | 1 |
| 5  | 3 | 2 | 15 | - | 1 | 25 | - | - | 35  | - | - |
| 6  | 3 | - | 16 | 1 | 3 | 26 | 1 | - | 36  | - | - |
| 7  | 1 | 2 | 17 | 2 | - | 27 | 1 | - | 37  | - | - |
| 8  | - | 2 | 18 | - | 3 | 28 | - | - | 38  | - | - |
| 9  | 3 | - | 19 | - | 1 | 29 | - | - | 39  | - | - |
| 10 | 1 | 3 | 20 | - | 1 | 30 | - | - | 40+ | 1 | 1 |

## 2023-24 INDIVIDUAL SUPERLATIVES

| LAKERS         |   | OPPONENTS      |                                       |
|----------------|---|----------------|---------------------------------------|
| <b>HIGHS</b>   |   | <b>HIGHS</b>   |                                       |
| Points         | 44, D'Angelo Russell, 3/8 vs. MIL       | Points         | 46, Stephen Curry, 1/27 @ GSW         |
| Points (Qtr.)  | 21, D'Angelo Russell, 3/8 vs. MIL (4th) | Points (Qtr.)  | 20*, Bradley Beal, 1/11 vs. PHX (3rd) |
| Points (Half)  | 28, D'Angelo Russell, 3/8 vs. MIL (2nd) | Points (Half)  | 26*, Bradley Beal, 1/11 vs. PHX (2nd) |
| Bench Points   | 24, Rui Hachimura, 11/8 @ HOU           | Bench Points   | 34, Jordan Poole, 2/29 vs. WAS        |
| FG             | 17, D'Angelo Russell, 3/8 vs. MIL       | FG             | 19, De'Aaron Fox, 3/6 vs. SAC         |
| FGA            | 27*, LeBron James, 2/8 vs. DEN          | FGA            | 32, De'Aaron Fox, 3/6 vs. SAC         |
| 3FG            | 9, D'Angelo Russell, 3/8 vs. MIL        | 3FG            | 8, Bradley Beal, 1/11 vs. PHX         |
| 3FGA           | 13*, D'Angelo Russell, 2/9 vs. NOP      | 3FGA           | 16, Donte DiVincenzo, 2/3 at NYK      |
| FT             | 13, Anthony Davis, 1/9 vs. TOR          | FT             | 12*, Jayson Tatum, 12/25 vs. BOS      |
| FTA            | 14, Anthony Davis, 1/9 vs. TOR          | FTA            | 13*, Jayson Tatum, 12/25 vs. BOS      |
| Rebounds       | 25, Anthony Davis, 3/10 vs. MIN         | Rebounds       | 22, Jusuf Nurkic, 2/25 @ PHX          |
| Offensive Reb. | 10, Anthony Davis, 3/10 vs. MIN         | Offensive Reb. | 10, Ivica Zubac, 1/7 vs. LAC          |
| Defensive Reb. | 19, LeBron James, 1/27 @ GSW            | Defensive Reb. | 16, Damontas Sabonis, 3/6 vs. SAC     |
| Assists        | 17, D'Angelo Russell, 2/14 vs.UTA       | Assists        | 17, Luka Doncic, 12/12 @ DAL          |
| Steals         | 7, Anthony Davis, 3/10 vs. MIN          | Steals         | 5*, V. Wembanyama, 2/23 vs. SAS       |
| Blocks         | 7, Anthony Davis, 11/4 at ORL           | Blocks         | 6, Victor Wembanyama, 12/13 @ SAS     |
| Minutes        | 48, Anthony Davis, 11/1 vs. LAC         | Minutes        | 44, Russell Westbrook, 11/1 vs. LAC   |
| +/-            | 36, LeBron James, 12/7 vs. NOP          | +/-            | 32*, Grayson Allen, 1/11 vs. PHX      |

## 2023-24 TEAM HIGHS / LOWS

| LAKERS            |                          |                          | OPPONENTS         |                         |                           |
|-------------------|--------------------------|--------------------------|-------------------|-------------------------|---------------------------|
| <b>HIGHS</b>      |                          |                          | <b>HIGHS</b>      |                         |                           |
| <b>POINTS</b>     |                          |                          | <b>POINTS</b>     |                         |                           |
| Points            | 145, 1/27 @ GSW          | 94*, 11/27 @ PHI         | Points            | 144, 1/25 @ GSW         | 87, 12/7 vs. NOP          |
| 1st Qtr.          | 39, 1/13 at UTA          | 18*, 1/3 vs. MIA         | 1st Qtr.          | 45, 2/25 @ PHX          | 17, 11/21 vs. UTA         |
| 2nd Qtr.          | 51, 2/9 vs. NOP          | 21*, 1/5 vs. MEM         | 2nd Qtr.          | 44, 3/6 vs. SAC         | 14, 12/2 vs. HOU          |
| 1st Half          | 87, 2/9 vs. NOP          | 45*, 1/3 vs. MIA         | 1st Half          | 78, 1/29 @ HOU          | 41, 11/21 vs. UTA         |
| 3rd Qtr.          | 43, 12/7 vs. NOP         | 20*, 12/30 @ MIN         | 3rd Qtr.          | 41, 12/25 vs. BOS       | 17, 12/7 vs. NOP          |
| Thru 3            | 115, 2/9 vs. NOP         | 67, 1/3 vs. MIA          | Thru 3            | 109, 11/15 vs. SAC      | 71, 12/7 vs. NOP          |
| 4th Qtr.          | 44, 1/9 vs. TOR          | 14, 11/27 @ PHI          | 4th Qtr.          | 45, 12/13 @ SAS         | 11, 10/26 vs. PHX         |
| 2nd Half          | 81, 1/9 vs. TOR          | 41, 11/27 @ PHI          | 2nd Half          | 78, 1/9 vs. TOR         | 35, 12/7 vs. NOP          |
| OT                | 13, 11/1 vs. LAC         | 8, 2/29 vs. WAS          | OT                | 17, 10/29 @ SAC         | 5, 2/29 vs. WAS           |
| 2OT               | 15, 1/27 @ GSW           | -                        | 2OT               | 14, 1/27 @ GSW          | -                         |
| Win Margin        | 44, 12/7 vs. NOP         | 1*, 3/8 vs. MIL          | Win Margin        | 44, 11/27 @ PHI         | 1, 11/6 @ MIA             |
| FG                | 53*, 2/29 vs. WAS        | 35, 1/5 vs. MIA          | FG                | 55, 1/27 @ GSW          | 34*, 12/7 vs. NOP         |
| FGA               | 102, 12/5 vs. PHX        | 79, 10/30 vs. ORL        | FGA               | 119, 1/27 @ GSW         | 75, 12/5 vs. PHX          |
| FG %              | .609, 1/25 vs. CHI       | .404, 2/1 @ BOS          | FG %              | .591, 1/23 @ LAC        | .358, 12/17 vs. NOP       |
| 3-Pt. FG          | 22, 11/14 vs. MEM        | 4*, 1/3 vs. MIA          | 3-Pt. FG          | 23*, 1/27 @ GSW         | 7, 12/7 vs. NOP           |
| 3-Pt. FGA         | 45, 10/29 @ SAC          | 19, 11/12 vs. POR        | 3-Pt. FGA         | 58, 1/27 @ GSW          | 25, 12/5 vs. PHX          |
| 3-Pt. FG %        | .645, 1/25 vs. CHI       | .133, 1/3 vs. MIA        | 3-Pt. FG %        | .529, 12/20 @ CHI       | .226, 12/7 vs. NOP        |
| FT                | 38, 1/27 @ GSW           | 4, 2/25 @ PHX            | FT                | 36, 1/13 @ UTA          | 5, 3/2 vs. DEN            |
| FTA               | 43, 1/27 @ GSW           | 8, 2/25 @ PHX            | FTA               | 39, 1/13 @ UTA          | 7*, 3/2 vs. DEN           |
| FT %              | 1.000, 12/28 vs. CHA     | .560, 1/30 @ ATL         | FT %              | 1.000, 2/1 @ BOS        | .607, 12/28 vs. CHA       |
| Offensive Reb.    | 21, 12/5 vs. PHX         | 3*, 3/6 vs. SAC          | Offensive Reb.    | 19*, 11/17 @ POR        | 5*, 2/5 @ CHA             |
| Defensive Reb.    | 48*, 1/27 @ GSW          | 24, 12/5 vs. PHX         | Defensive Reb.    | 43, 12/2 vs. HOU        | 20, 11/14 vs. MEM         |
| Rebounds          | 59, 12/7 vs. NOP         | 30, 1/25 vs. CHI         | Rebounds          | 57, 11/8 @ HOU          | 33, 11/14 vs. MEM         |
| Assists           | 41, 12/28 vs. CHA        | 17, 11/4 @ ORL           | Assists           | 37, 1/27 @ GSW          | 16, 10/26 vs. PHX         |
| Steals            | 14*, 12/13 @ SAS         | 1*, 11/23 vs. DAL        | Steals            | 20, 11/15 vs. SAC       | 1, 2/3 @ NYK              |
| Blocks            | 11*, 2/13 vs. DET        | 1*, 1/17 vs. DAL         | Blocks            | 12, 2/1 @ BOS           | 1*, 2/28 @ LAC            |
| Turnovers         | 23, 11/15 vs. SAC        | 5*, 3/8 vs. MIL          | Turnovers         | 24, 10/26 vs. PHX       | 4, 11/22 vs. DAL          |
| Pts. In The Paint | 82, 2/29 vs. WAS         | 32, 2/1 @ BOS            | Pts. In The Paint | 76, 3/6 vs. SAC         | 34*, 12/2 vs. HOU         |
| 2nd-Chance Pts.   | 20, 11/14 vs. MEM        | 2, 2/4 @ NYK             | 2nd-Chance Pts.   | 36, 11/4 at ORL         | 3, 2/5 @ CHA              |
| Fast Break Pts.   | 35, 1/21 vs. POR         | 5, 11/4 at ORL           | Fast Break Pts.   | 33, 2/28 @ LAC          | 5, 11/29 @ DET            |
| Off Opp. Turnover | 30, 2/28 @ LAC           | 3, 12/25 vs. BOS         | Off Opp. Turnover | 30, 11/15 @ SAC         | 5, 12/18 vs. NYK          |
| FG % (Qtr.)       | .833, 1/25 vs. CHI (2nd) | .278, 3/6 vs. SAC (2nd)  | FG % (Qtr.)       | .783, 3/6 vs. SAC (2nd) | .158, 11/22 vs. DAL (4th) |
| Rebounds (Qtr.)   | 20, 11/21 vs. UTA (1st)  | 3, 2/9 vs. NOP (1st)     | Rebounds (Qtr.)   | 21, 12/2 vs. HOU (4th)  | 5*, 1/15 OKC (3rd)        |
| Assists (Qtr.)    | 13*, 12/23 @ OKC (2nd)   | 3, 12/15 @ SAS (1st)     | Assists (Qtr.)    | 14, 3/6 vs. SAC (2nd)   | 1, 10/26 vs. PHX (4th)    |
| FG% (Half)        | .674, 2/9 vs. NOP (1st)  | .340, 12/5 vs. PHX (2nd) | FG% (Half)        | .638 1/9 vs. TOR (2nd)  | .271, 12/7 vs. NOP (2nd)  |
| Rebounds (Half)   | 37, 3/10 vs. MIN (2nd)   | 9, 2/9 vs. NOP (1st)     | Rebounds (Half)   | 35, 12/2 vs. HOU (2nd)  | 12, 1/9 vs. TOR (2nd)     |
| Assists (Half)    | 22*, 12/28 vs. CHA (2nd) | 7, 12/5 vs. PHX (2nd)    | Assists (Half)    | 21*, 3/6 vs. SAC (1st)  | 6, 11/1 vs. LAC (2nd)     |

## THE LAKERS WHEN...


|  |       |   |       |
|--|-------|---|-------|
| Overall  | 36-30 | Against teams with a .500+ record (day of game) | 20-23 |
| As home team (including IST semifinals game in LV) | 24-11 | Against teams with a sub-.500 record            | 16-7  |
| As road team                                       | 12-19 | Following a loss                                | 20-10 |
| Leading (or tied) after first quarter              | 21-8  | On first game of back-to-back                   | 5-7   |
| Behind after first quarter                         | 15-22 | On second game of back-to-back                  | 6-6   |
| Leading (or tied) at halftime                      | 26-5  |   |       |
| Behind at halftime                                 | 10-25 | vs. Western Conference                          | 24-21 |
| Leading (or tied) after third quarter              | 28-3  | vs. Pacific Division                            | 7-7   |
| Behind after third quarter                         | 8-27  | vs. Northwest Division                          | 9-7   |
|  |       | vs. Southwest Division                          | 8-7   |
| Decided by three points or less                    | 10-4  | vs. Eastern Conference                          | 12-9  |
| Decided by single digits                           | 22-9  | vs. Atlantic Division                           | 4-4   |
| Decided by 10 points or more                       | 14-23 | vs. Central Division                            | 5-1   |
| More rebounds than opponent (or tied)              | 21-7  | vs. Southeast Division                          | 3-4   |
| Fewer rebounds than opponent                       | 14-23 |   |       |
| Grab 50 or more rebounds                           | 8-3   | October   | 2-2   |
| More assists than opponent (or tied)               | 28-7  | November  | 9-7   |
| Fewer assists than opponent                        | 8-23  | December  | 6-7   |
| Dish 30 or more assists                            | 18-6  | January   | 7-8   |
| More FTA than opponent (or tied)                   | 29-21 | February  | 9-3   |
| Fewer FTA than opponent                            | 7-9   | March   | 3-2   |
| More 3FG than opponent (or tied)                   | 18-6  | April   | 0-0   |
| Fewer 3FG than opponent                            | 18-24 |   |       |
| More blocks than opponent (or tied)                | 24-17 | Monday  | 4-5   |
| Fewer blocks than opponent                         | 12-13 | Tuesday   | 5-4   |
| More turnovers than opponent (or tied)             | 18-19 | Wednesday                                       | 6-6   |
| Fewer turnovers than opponent                      | 18-11 | Thursday  | 6-5   |
| Outshooting opponent (or tied)                     | 31-10 | Friday  | 5-3   |
| Outshot by opponent                                | 5-20  | Saturday  | 5-4   |
|  |       | Sunday  | 5-3   |
| More bench points than opponent (or tied)          | 20-9  |   |       |
| Fewer bench points than opponent                   | 16-21 | On national TV                                  | 18-14 |
| More points in the paint than opponent (or tied)   | 29-15 | On TNT  | 5-6   |
| Fewer points in the paint than opponent            | 7-15  | On ESPN   | 6-6   |
| More second-chance points than opponent (or tied)  | 13-6  | On ABC  | 2-2   |
| Fewer second-chance points than opponent           | 23-24 | On NBA TV                                       | 6-2   |
| More fast break points than opponent (or tied)     | 22-13 |   |       |
| Fewer fast break points than opponent              | 14-17 | In Icon (gold) jersey                           | 17-14 |
| Shooting .500 or better from the floor             | 27-9  | In Statement (purple) jersey                    | 3-8   |
| Shooting below .500                                | 9-21  | In Association (white) jersey                   | 10-5  |
| Opponent shoots .500 or better from the floor      | 6-16  | In City Edition (black) jersey                  | 6-2   |
| Opponent shoots below .500                         | 30-14 | In Mamba jersey                                 | 0-1   |
| Scoring 100+ points                                | 36-27 |   |       |
| Scoring 99 points or less                          | 0-3   |   |       |
| Opponents score 100+ points                        | 31-30 |   |       |
| Opponents score 99 points or less                  | 5-0   |   |       |
| Playing in an overtime game                        | 3-1   |   |       |
| All five Lakers starters score in double figures   | 11-5  |   |       |
| A Lakers player scores 40 points                   | 4-1   |   |       |
| A Lakers player scores 50 points                   | 0-0   |   |       |
| Three Lakers players score 20 or more points       | 13-9  |   |       |
| Two Lakers players score 30 or more points         | 2-2   |   |       |
| Two Lakers players have 10 or more assists         | 1-0   |   |       |
| Two Lakers players have a double-double            | 13-9  |   |       |
| Three Lakers players have a double-double          | 0-1   |   |       |
| A Lakers player has a triple-double                | 2-3   |   |       |
| LeBron James scores 30 or more points              | 11-5  |   |       |
| LeBron James has 10 or more assists                | 6-6   |   |       |
| Anthony Davis scores 20 or more points             | 29-18 |   |       |
| Anthony Davis has a double-double                  | 33-19 |   |       |



## 2023-24 IDENTIFICATION CHART



**MAX CHRISTIE**  
#10



**ANTHONY DAVIS**  
#3



**SPENCER DINWIDDIE**  
#26




**RUI HACHIMURA**  
#28



**JAXSON HAYES**  
#11



**JALEN HOOD-SCHIFINO**  
#0



**LEBRON JAMES**  
#23



**MAXWELL LEWIS**  
#21




**TAUREAN PRINCE**  
#12



**AUSTIN REAVES**  
#15



**CAM REDDISH**  
#5



**D'ANGELO RUSSELL**  
#1




**JARRED VANDERBILT**  
#2



**GABE VINCENT**  
#7



**CHRISTIAN WOOD**  
#35



**COLIN CASTLETON**  
#14



**HARRY GILES III**  
#20



**SKYLAR MAYS**  
#4