

SACRAMENTO KINGS 2023-24 GAME NOTES

GAME #79, AWAY GAME #41



SACRAMENTO KINGS
[45-33]

AT

OKLAHOMA CITY THUNDER
[53-25]



TUESDAY • APRIL 9, 2024 • 5:00 PM (PDT) • PAYCOM CENTER, OKLAHOMA CITY, OK

2023-24 REGULAR SEASON

SCHEDULE/RESULTS

NO	DATE	OPP	TIME/SCORE	TV,+/-
1	10/25	@UTA	W, 130-114	+16
2	10/27	GSW	L, 114-122	-8
3	10/29	LAL	W, 132-127 ^{OT}	+5
4	11/1	@GSW	L, 101-102	-1
5	11/4	@HOU	L, 89-107	-18
6	11/6	@HOU	L, 97-122	-25
7	11/8	POR	W, 121-118	+3
8	11/10	OKC ^{IST}	W, 105-98	+7
9	11/13	CLE	W, 132-120	+12
10	11/15	@LAL	W, 125-110	+15
11	11/17	@SAS ^{IST}	W, 129-120	+9
12	11/19	@DAL	W, 129-113	+16
13	11/20	@NOP	L, 93-129	-36
14	11/22	@NOP	L, 112-117	-5
15	11/24	@MIN ^{IST}	W, 124-111	+13
16	11/28	GSW ^{IST}	W, 124-123	+1
17	11/29	LAC	L, 117-131	-14
18	12/2	DEN	W, 123-117	+6
19	12/4	NOP	L, 117-127	-10
20	12/8	@PHX	W, 114-106	+8
21	12/11	BKN	W, 131-118	+13
22	12/12	@LAC	L 99-119	-20
23	12/14	OKC	W, 128-123	+5
24	12/16	UTA	W, 125-104	+21
25	12/18	WAS	W, 143-131	+12
26	12/20	BOS	L, 144-119	-25
27	12/22	PHX	W, 120-105	+15
28	12/23	MIN	L, 98-110	-12
29	12/26	@POR	L, 113-130	-17
30	12/29	@ATL	W, 117-110	+7
31	12/31	@MEM	W, 123-92	+31
32	1/2	CHA	L, 104-111	-7
33	1/3	ORL	W, 138-135 ^{2OT}	+3
34	1/5	TOR	W, 135-130	+5
35	1/7	NOP	L, 100-133	-33
36	1/9	@DET	W, 131-110	+21
37	1/10	@CHA	W, 123-98	+25
38	1/12	@PHI	L, 93-112	-19
39	1/14	@MIL	L, 142-143	-1
40	1/16	@PHX	L, 117-119	-2
41	1/18	IND	L, 121-126	-5
42	1/22	ATL	W, 122-107	+15
43	1/25	@GSW	W, 134-133	+1
44	1/27	@DAL	W, 120-115	+5
45	1/29	@MEM	W, 103-94	+9
46	1/31	@MIA	L, 106-115	-9
47	2/2	@IND	W, 133-122	+11
48	2/3	@CHI	W, 123-115	+8
49	2/5	@CLE	L, 110-136	-26
50	2/7	DET	L, 120-133	-13
51	2/9	DEN	W, 135-106	+29
52	2/11	@OKC	L, 113-127	-14
53	2/13	@PHX	L, 125-130	-5
54	2/14	@DEN	W, 102-98	+4
55	2/22	SAS	W, 127-122	+5
56	2/25	@LAC	W, 123-107	+16
57	2/26	MIA	L, 110-121	-11
58	2/28	@DEN	L, 96-117	-21
59	3/1	@MIN	W, 124-120 ^{OT}	+4
60	3/4	CHI	L, 109-113	-4
61	3/6	@LAL	W, 130-120	+10
62	3/7	SAS	W, 131-129	+2
63	3/10	HOU	L, 104-112	-8
64	3/12	MIL	W, 129-94	+35
65	3/13	LAL	W, 120-107	+13
66	3/16	NYK	L, 91-98	-7
67	3/18	MEM	W, 121-111	+10
68	3/20	@TOR	W, 123-89	+34
69	3/21	@WAS	L, 102-109	-7
70	3/23	@ORL	W, 109-107	+2
71	3/25	PHI	W, 108-96	+8
72	3/26	DAL	L, 96-132	-36
73	3/29	DAL	L, 103-107	-4
74	3/31	UTA	W, 127-106	+21
75	4/2	LAC	W, 109-95	+14
76	4/4	@NYK	L, 109-120	-11
77	4/5	@BOS	L, 100-101	-1
78	4/7	@BKN	W, 107-77	+30
79	4/9	@OKC	5:00 PM NBCS-CA	
80	4/11	NOP	7:00 PM TNT	
81	4/12	PHX	7:30 PM NBA TV	
82	4/14	POR	12:30 PM NBCS-CA	

All times are based on Pacific Standard Time

TONIGHT'S BROADCAST: NBC Sports California - Mark Jones (play-by-play), Kayte Christensen (analyst)

RADIO: Sactown Sports 1140 AM - Gary Gerould

SACRAMENTO KINGS LAST GAME STARTERS

F 40 HARRISON BARNES 6-8 225 North Carolina/USA 12th NBA season

LAST GAME: 2 points (1-4 FG, 0-2 3pt) in 11 minutes
Averaging 12.0 ppg (.476 FG%, .392 3pt%, .797 FT%), 2.9 rpg, 1.2 apg and 28.8 mpg in 78 games (78 starts) during the 2023-24 season

F 13 KEEGAN MURRAY 6-8 215 Iowa/USA 2nd NBA season

LAST GAME: 19 points (7-18 FG, 3-10 3pt, 2-2 FT), 6 rebounds, 4 assists, 4 blocks in 38 minutes
Averaging 15.1 ppg (.458 FG%, .356 3pt%, .822 FT%), 5.4 rpg, 1.7 apg, 1.0 spg and 33.5 mpg in 73 games (73 starts) during the 2023-24 season

C 10 DOMANTAS SABONIS 6-11 240 Gonzaga/USA 8th NBA season

LAST GAME: 18 points (7-14 FG, 0-1 3pt, 4-5 FT), 20 rebounds, 9 assists, 1 steal, 2 blocks in 35 minutes
Averaging 19.5 ppg (.595 FG%, .378 3pt%, .703 FT%), 13.8 rpg, 8.3 apg, 0.9 spg and 35.8 mpg in 78 games (78 starts) during the 2023-24 season

G 23 KEON ELLIS 6-5 175 Alabama/USA 2nd NBA season

LAST GAME: 6 points (2-7 FG, 2-6 3pt), 2 rebounds, 1 assist, 1 block in 19 minutes
Averaging 4.7 ppg (.447 FG%, .406 3pt%, .719 FT%), 2.1 rpg, 1.5 apg, 0.8 spg and 16.3 mpg in 53 games (17 starts) during the 2023-24 season

G 5 DE'AARON FOX 6-3 185 Kentucky/USA 7th NBA season

LAST GAME: 20 points (8-20 FG, 3-11 3pt, 1-2 FT), 5 rebounds, 3 assists, 1 steal in 34 minutes
Averaging 26.5 ppg (.463 FG%, .365 3pt%, .736 FT%), 4.6 rpg, 5.6 apg, 2.0 spg and 35.8 mpg in 70 games (70 starts) during the 2023-24 season

INFORMATION

INJURIES/NOTES: TBD

Injury reports can be found [here](#).

For in-game notes and updates, follow Kings PR on X @SacKingsPR

HEAD COACH MIKE BROWN PRE-GAME MEDIA AVAILABILITY:
90 minutes prior to game, 5:30 p.m. CT/3:30 p.m. PT

	RECORD	HOME	ROAD	OVERTIME
OVERALL	45-33	23-15	22-18	5-1
EASTERN	16-14	8-7	8-7	1-1
WESTERN	29-19	15-8	14-11	4-0
PACIFIC	10-6	5-2	5-4	1-0
NORTHWEST	11-4	7-1	4-3	2-0
SOUTHWEST	8-9	3-5	5-4	1-0
ATLANTIC	5-5	3-2	2-3	0-0
CENTRAL	5-5	2-3	3-2	0-1
SOUTHEAST	6-4	3-2	3-2	1-0

CURRENT STREAKS

OVERALL: W1 **HOME:** W2 **ROAD:** W1

KINGS IN BACK-TO-BACK GAMES: 17-11 **First game:** 11-3 **Second Game:** 6-8

Swept: 4 Split: 9 Been Swept: 1

2023-24 SACRAMENTO KINGS ROSTER



NO.	PLAYER	POSITION	HEIGHT	WEIGHT	BIRTHDATE	PRIOR TO NBA/COUNTRY	EXP
40	Harrison Barnes	F	6-8	225	05/30/92	North Carolina/USA	11
3	Chris Duarte	G	6-6	190	06/13/97	Oregon/Dominican Republic	2
17	Kessler Edwards	F	6-8	215	08/09/00	Pepperdine/USA	2
23	Keon Ellis	G	6-5	175	01/08/00	Alabama/USA	1
31	Jordan Ford ^{2-W}	G	6-1	175	05/26/98	Saint Mary's College/USA	R
5	De'Aaron Fox	G	6-3	185	12/20/97	Kentucky/USA	6
9	Kevin Huerter	G/F	6-7	202	08/27/98	Maryland/USA	5
20	Colby Jones	G/F	6-6	205	05/28/02	Xavier/USA	R
8	Mason Jones	G	6-4	200	07/21/98	Arkansas/USA	2
25	Alex Len	C	7-0	250	06/16/93	Maryland/Ukraine	10
41	Trey Lyles	F	6-9	234	11/05/95	Kentucky/Canada	8
00	JaVale McGee	C	7-0	270	01/19/88	Nevada/USA	15
15	Davion Mitchell	G	6-2	205	09/05/98	Baylor/USA	2
0	Malik Monk	G	6-3	200	02/04/98	Kentucky/USA	6
13	Keegan Murray	F	6-8	215	08/19/00	Iowa/USA	1
10	Domantas Sabonis	C/F	6-11	240	05/03/96	Gonzaga/USA	7
18	Jalen Slawson ^{2-W}	F	6-7	218	10/22/99	Furman/USA	R
7	Sasha Vezenkov	F	6-9	225	08/06/95	Olympiacos/Bulgaria	R

*2-W Indicates Two-Way Contract

HEAD COACH: Mike Brown (College – San Diego)

ASSOCIATE HEAD COACH: Jordi Fernandez (College – INEFC)

ASSISTANT COACHES: Jay Triano (College – Simon Fraser)

Doug Christie (College – Pepperdine)

Luke Loucks (College – Florida State)

Leandro Barbosa (Brazil)

ASSISTANT COACH/DIRECTOR OF PLAYER DEVELOPMENT: Dutch Gaitley (College – Temple)

ASSISTANT COACH/PLAYER DEVELOPMENT COACHES: Deividas Dulkys (College – Florida State), Jawad Williams (College – North Carolina)

PLAYER DEVELOPMENT COACH: Deividas Dulkys (College – Florida State), Jimmy Alapag (College – Cal State San Bernardino), Jawad Williams (College – North Carolina)

SR. DIRECTOR OF COACHING ANALYTICS AND STRATEGY: Robbie Lemons (College – Stanford)

HEAD VIDEO COORDINATOR/ASSISTANT TO HEAD COACH: Charles Allen (College – Houston)

SR. DIRECTOR, ATHLETE HEALTH: Jas Randhawa (College – Vancouver Island University (BC))

HEAD ATHLETIC TRAINER: Joel Noland (College – Weber State University)

PRONUNCIATION GUIDE: Chris Duarte (DWAR-tay); Kevin Huerter (HER-der); Domantas Sabonis (doh-MON-tas suh-BOE-niss); Sasha Vezenkov (veh-ZEN-KOV); Deividas Dulkys (David-Us Dull-Kiss)

NUMERICAL ROSTER

00	JaVale McGee
0	Malik Monk
3	Chris Duarte
5	De'Aaron Fox
7	Sasha Vezenkov
8	Mason Jones
9	Kevin Huerter
10	Domantas Sabonis
13	Keegan Murray
15	Davion Mitchell
18	Jalen Slawson
20	Colby Jones
23	Keon Ellis
25	Alex Len
31	Jordan Ford
40	Harrison Barnes
41	Trey Lyles

HOW THE KINGS WERE BUILT: Kings General Manager Monte McNair has made several moves since leading the Kings front office. Here's a quick look at how the current roster was created:

Harrison Barnes	Acquired in a trade with Dallas (2/6/19) - Kings received Barnes in exchange for Justin Jackson and Zach Randolph. Agreed to a contract extension with Sacramento (6/29/23).
Chris Duarte	Acquired in a trade with Indiana in exchange for two second-round picks (2028, 2030) (7/6/23).
Kessler Edwards	Acquired in a trade with Brooklyn in exchange for the draft rights to David Michineau (2/7/23).
Keon Ellis	Signed a deal with Sacramento (2/9/24).
Jordan Ford	Signed a two-way contract with Sacramento (9/14/23).
De'Aaron Fox	Selected by the Kings in the first round (5th overall) of the 2017 NBA Draft (6/22/17). Signed a contract extension with Sacramento (11/24/20).
Kevin Huerter	Acquired in a trade with Atlanta in exchange for Mo Harkless, Justin Holiday and a 2024 conditional first-round pick (7/6/22).
Colby Jones	Acquired in a trade with Boston in exchange for Jordan Walsh and a 2024 second-round pick (6/28/23).
Mason Jones	Agreed to a two-way contract with Sacramento (2/9/24).
Alex Len	Signed as a free agent (8/13/21). Re-signed with Sacramento (7/9/23).
Trey Lyles	Acquired from Detroit along with forward Josh Jackson and Donte DiVincenzo from the Milwaukee as part of a four-team trade (2/10/22). Re-signed with Sacramento (7/7/23).
JaVale McGee	Signed as a free agent (9/2/23).
Davion Mitchell	Selected in the first round (9th overall) of the 2021 NBA Draft (8/5/21).
Malik Monk	Signed as a free agent (7/6/22).
Keegan Murray	Selected in the first round (4th overall) of the 2022 NBA Draft (7/2/22).
Domantas Sabonis	Acquired along with forward Justin Holiday, guard Jeremy Lamb and a 2027 second-round draft selection from the Indiana Pacers in exchange for Tyrese Haliburton, Buddy Hield and Tristan Thompson (2/8/22). Signed a contract extension with Sacramento (7/6/23).
Jalen Slawson	Signed a two-way deal with Sacramento (7/2/23).
Sasha Vezenkov	Draft rights acquired from Cleveland along with cash considerations in exchange for a 2022 second-round pick (6/23/22). Signed a contract with Sacramento (7/13/23).

2023-24 SACRAMENTO KINGS
REGULAR SEASON STATISTICS



THROUGH APRIL 07 (45-33)				SACRAMENTO KINGS									2023-24 REGULAR SEASON STATISTICS														
				-FIELD GOALS-			-3-POINT FG--			-FREE THROWS-			--REBOUNDS--														
PLAYER	G	GS	MIN	FG	FGA	PCT	FG	FGA	PCT	FT	FTA	PCT	OFF	DEF	TOT	AST	PF	DQ	STL	TO	BLK	PTS	AVG				
FOX	70	70	2509	678	1465	.463	199	545	.365	298	405	.736	67	253	320	395	183	1	139	183	30	1853	26.5				
SABONIS	78	78	2790	608	1021	.595	31	82	.378	277	394	.703	278	796	1074	646	237	6	69	257	48	1524	19.5				
MONK	72	0	1872	396	893	.443	148	423	.350	170	205	.829	28	184	212	370	156	0	45	150	39	1110	15.4				
MURRAY	73	73	2445	419	914	.458	168	472	.356	97	118	.822	98	295	393	125	198	1	73	63	58	1103	15.1				
BARNES	78	78	2250	329	691	.476	144	367	.392	137	172	.797	61	166	227	89	94	0	49	56	11	939	12.0				
HUERTER	64	59	1562	248	560	.443	123	341	.361	36	47	.766	38	186	224	166	135	0	45	53	23	655	10.2				
LYLES	54	0	1088	138	304	.454	79	206	.383	47	68	.691	55	184	239	66	83	0	15	36	18	402	7.4				
VEZENKOV	40	0	490	82	184	.446	44	115	.383	12	15	.800	30	63	93	19	40	0	19	12	7	220	5.5				
MITCHELL	68	4	1011	133	287	.463	51	142	.359	28	39	.718	18	70	88	121	80	0	17	39	3	345	5.1				
ELLIS	53	17	863	85	190	.447	56	138	.406	23	32	.719	28	83	111	77	100	2	44	31	25	249	4.7				
DUARTE	57	11	707	80	205	.390	44	123	.358	26	33	.788	26	79	105	43	78	1	28	25	8	230	4.0				
MCGEE	45	0	332	75	125	.600	1	6	.167	25	43	.581	39	80	119	15	45	0	14	32	20	176	3.9				
LEN	44	0	405	48	78	.615	0	3	.000	18	30	.600	43	78	121	43	56	0	11	24	31	114	2.6				
FORD	6	0	22	4	7	.571	2	3	.667	2	2	1.000	0	2	2	2	0	0	0	1	0	12	2.0				
C. JONES	27	0	176	25	66	.379	2	21	.095	2	7	.286	16	22	38	18	25	0	7	7	4	54	2.0				
EDWARDS	52	0	262	34	81	.420	20	52	.385	5	9	.556	9	32	41	14	25	0	9	3	4	93	1.8				
M. JONES	4	0	22	2	7	.286	2	6	.333	1	2	.500	1	4	5	5	1	0	1	1	0	7	1.8				
PETRUSEV (TOT)	3	0	9	1	2	.500	0	0	---	1	2	.500	0	1	1	0	1	0	0	0	0	3	1.0				
PETRUSEV (SAC)	2	0	7	1	2	.500	0	0	---	1	2	.500	0	0	0	0	1	0	0	0	0	3	1.5				
TOSCANO-ANDERSON	11	0	53	3	12	.250	1	4	.250	0	0	---	4	10	14	4	11	0	1	2	1	7	0.6				
SLAWSON	10	0	33	3	5	.600	0	2	.000	0	0	---	1	6	7	2	7	0	1	2	1	6	0.6				
KINGS	78	-18907	3391	7097	.4781115	3051	.365	1205	1623	.742	840	2593	3433	2220	1555	11	587	1026	331	9102	116.7						
OPPONENTS	78	-18907	3255	6774	.4811022	2628	.389	1446	1809	.799	707	2603	3310	2109	1435	7	573	1075	354	8978	115.1						

	-- SINGLE-GAME HIGHS --							----- AVERAGE PER GAME -----							-CAREER HIGHS (C=SET, T=TIED THIS SEASON)-									
PLAYER	MIN	REB	AST	ST	TO	BL	PTS	MIN	REB	AST	STL	TO	BLK	PTS	FG	FGA	FT	FTA	REB	AST	PTS			
FOX	44	9	16	6	7	2	44	35.8	4.6	5.6	1.99	2.6	0.43	26.5	19C	33	14	17C	13	16C	44T			
SABONIS	46	26	15	3	11	3	37	35.8	13.8	8.3	0.88	3.3	0.62	19.5	18	25	13C	15T	26C	16	42			
MONK	46	7	10	2	6	3	39	26.0	2.9	5.1	0.63	2.1	0.54	15.4	16C	29C	15C	19C	10	10C	45			
MURRAY	46	12	5	3	4	4	47	33.5	5.4	1.7	1.00	0.9	0.79	15.1	16C	23C	7C	8C	14	6	47C			
BARNES	41	8	6	4	3	1	39	28.8	2.9	1.1	0.63	0.7	0.14	12.0	14C	28	13	14	15	8	39C			
HUERTER	39	10	7	3	4	2	31	24.4	3.5	2.6	0.70	0.8	0.36	10.2	12	22	6	7	15	10	31C			
LYLES	33	10	6	2	3	2	19	20.1	4.4	1.2	0.28	0.7	0.33	7.4	10	18	11	13	18	6C	28			
VEZENKOV	24	7	3	3	2	2	14	12.2	2.3	0.5	0.48	0.3	0.18	5.5	6C	10C	3C	3C	7C	3C	14C			
MITCHELL	30	6	8	3	3	1	18	14.9	1.3	1.8	0.25	0.6	0.04	5.1	11	23	6	8	7	17	28			
ELLIS	38	8	7	4	3	5	19	16.3	2.1	1.5	0.83	0.6	0.47	4.7	7C	12C	3C	4C	8C	7C	19C			
DUARTE	33	8	4	2	2	2	18	12.4	1.8	0.8	0.49	0.4	0.14	4.0	10	21	7	8	9	6	30			
MCGEE	15	7	2	2	3	4	12	7.4	2.6	0.3	0.31	0.7	0.44	3.9	15	20	10	16	20	4	33			
LEN	16	10	4	2	2	3	11	9.2	2.8	1.0	0.25	0.5	0.70	2.6	13	23	11	14	19	7	33			
FORD	8	1	1	0	1	0	5	3.6	0.3	0.3	0.00	0.2	0.00	2.0	2C	3C	2C	2C	1C	1C	5C			
C. JONES	23	5	4	3	3	2	10	6.5	1.4	0.7	0.26	0.3	0.15	2.0	4C	9C	2C	2C	5C	4C	10C			
EDWARDS	18	4	2	2	1	1	10	5.0	0.8	0.3	0.17	0.1	0.08	1.8	7	13	3	3	10	3	17			
M. JONES	13	4	4	1	1	0	6	5.5	1.3	1.3	0.25	0.3	0.00	1.8	8	12	9	10	6	4T	24			
PETRUSEV (TOT)	6	1	0	0	0	0	3	3.1	0.3	0.0	0.00	0.0	0.00	1.0	1C	2C	1C	2C	1C	0	3C			
PETRUSEV (SAC)	6	0	0	0	0	0	3	3.3	0.0	0.0	0.00	0.0	0.00	1.5										
TOSCANO-ANDERSON	17	6	1	1	1	1	3	4.8	1.3	0.4	0.09	0.2	0.09	0.6	8	14	5	8	11	9	20			
SLAWSON	12	3	2	1	1	1	4	3.3	0.7	0.2	0.10	0.2	0.10	0.6	2C	3C	0	0	3C	2C	4C			
KINGS	293	59	39	20	21	12	143	242.4	44.0	28.5	7.53	13.2	4.24	116.7	67	134	47	59	89	49	176			
OPPONENTS	293	55	39	14	23	10	144	242.4	42.4	27.0	7.35	13.8	4.54	115.1	67	144	51	66	109	47	175			

2023-24 KINGS REGULAR SEASON OFFENSIVE LEADERS (INCLUDES TIES)

	----- Points -----				Rebs		Asts	Double-	Triple-	Ind.	Game Leaders		
Player	10+	20+	30+	40+	10+	20+	10+	Double	Double	Pts	Rebs	Asts	
BARNES	47	12	3							5	1		
DUARTE	6												
EDWARDS	2												
ELLIS	11									1			
FORD													
FOX	69	56	24	8			6	6		38	2	14	
HUERTER	33	7	1		2			2		2	2	1	
JONES	1												
LEN	2				1								
LYLES	18				1			1			1		
McGEE	3										1		
MITCHELL	9											1	
MONK	52	24	2				2	2		7		15	
MURRAY	55	17	3	1	7			7		6			
SABONIS	76	37	6		72	8	28	74	26	12	72	54	
SLAWSON													
VEZENKOV	8										1		

SACRAMENTO ERA ROOKIE SINGLE-GAME RECORDS				
FGM	16	03/23/91	vs. PHO	Lionel Simmons
FGA	31	03/23/91	vs. PHO	Lionel Simmons
FG3M	8	02/06/23	@ HOU	Keegan Murray
FG3A	14	02/09/89	vs. GS	Ricky Berry
FT	18	04/11/11	vs. OKC	DeMarcus Cousins
FTA	21	04/11/11	vs. OKC	DeMarcus Cousins
OffR	10	12/06/08	vs. DEN	Jason Thompson
DefR	16	02/06/91	vs. POR	Lionel Simmons
REB	19	04/01/09	at GS (OT)	Jason Thompson
REB	19	01/12/98	vs. PHO	Michael Stewart
REB	19	02/06/91	vs. POR	Lionel Simmons
AST	17	04/05/22	vs. NOP	Davion Mitchell
STL	7	03/19/88	vs. HOU	Kenny Smith
TO	8	03/21/11	at CHI	DeMarcus Cousins
TO	8	03/19/10	vs. MIL	Tyreke Evans
TO	8	02/01/91	at MIL	Lionel Simmons
BLK	9	04/18/91	vs. DEN	Duane Causwell
BLK	9	01/06/98	vs. LAC	Michael Stewart
PTS	42	03/23/91	vs. PHO	Lionel Simmons

OKLAHOMA CITY THUNDER



2023-24 SERIES SCHEDULE

Date	Site	TIME/RESULT
11/10	Golden 1 Center	W, 105-98
12/14	Golden 1 Center	W, 128-123
2/11	Paycom Center	L, 113-127
4/9	Paycom Center	5:00 p.m.

ALL-TIME SERIES RECORD VS. OKC

	OVERALL	HOME	ROAD
SAC-ERA	65-93	42-38	23-55
ALL-TIME	101-150	63-62	37-86

2022-23 VS. THUNDER [3-0]

Date	Site	RESULT
1/20	Golden 1 Center	W, 118-113
2/26	Paycom Center	W, 124-115
2/28	Paycom Center	W, 123-117

CURRENT STREAKS VS. OKC

OVERALL	HOME	ROAD
L1	W7	L1

ALL-TIME SERIES FACTS VS. OKC

LAST HOME WIN: Dec. 14, 2023 (128-123)
LAST ROAD WIN: Feb. 28, 2023 (123-117)
LAST HOME LOSS: Jan. 29, 2020 (100-120)
LAST ROAD LOSS: Feb. 11, 2024 (113-127)
BIGGEST WIN: 33 (118-85) vs. SEA, Feb. 18, 2000
BIGGEST LOSS: 35 (75-110) vs. SEA, Dec. 20, 1990
HIGH SCORER (SAC): 48, Tiny Archibald vs. SEA, Jan. 16, 1973
HIGH SCORER (OKC): 51, Spencer Haywood at SEA, Jan. 3, 1973

CONNECTIONS

CONNECTIONS: Kings F **Chris Duarte**, F **Kessler Edwards**, G **Davion Mitchell** and Thunder G **Tre Mann**, G **Josh Giddey** and Thunder G **Andrew Wiggins** were all selected in the 2021 NBA Draft ... Kings G **De'Aaron Fox**, F **Trey Lyles**, G **Malik Monk** and Thunder G **Shai Gilgeous-Alexander**, C **Olivier Sarr** and G **Cason Wallace** all played college hoops at the University of Kentucky ... Kings C **Filip Petrušev**, C/F **Domantas Sabonis** and Thunder F **Chet Holmgren** played college basketball for the Gonzaga Bulldogs ... Kings associate head coach **Jordi Fernandez** was the head coach of Team Canada at the 2023 FIBA World Cup as Oklahoma City F **Luguentz Dort** and **Gilgeous-Alexander** were members of Team Canada's roster that won the bronze medal.

2023-24 REGULAR SEASON STATS COMPARISON

TEAM	PPG	OPP. PPG	FG%	3FG%	FT%	RPG	APG	SPG	BPG	TO
KINGS	116.7	115.1	.478	.365	.742	44.0	28.5	7.53	4.24	13.2
THUNDER	119.8	113.5	.498	.389	.826	41.6	26.9	8.36	6.58	12.7

2022-23 REGULAR SEASON STATS VS. OKLAHOMA CITY

TEAM	PPG	OPP. PPG	FG%	3FG%	FT%	RPG	APG	SPG	BPG	TO
KINGS	121.7	115.0	.508	.366	.756	50.7	30.3	3.67	2.33	18.3
THUNDER	115.0	121.7	.466	.374	.759	38.3	24.3	7.67	0.67	11.0



NEW ORLEANS PELICANS



2023-24 SERIES SCHEDULE

Date	Site	TIME (PT)
11/20	Smoothie King Center	L, 93-129
11/22	Smoothie King Center	L, 112-117
12/4	Golden 1 Center	L, 117-127
1/7	Golden 1 Center	L, 100-133
4/11	Golden 1 Center	7:00 p.m.

2022-23 VS. PELICANS [2-1]

Date	Site	RESULT
2/5	Smoothie King Center	L, 104-126
3/6	Golden 1 Center	W, 123-108
4/4	Smoothie King Center	W, 121-103

CURRENT STREAKS VS. NOP

OVERALL	HOME	ROAD
L4	L2	L2

ALL-TIME SERIES RECORD VS. NOP

	OVERALL	HOME	ROAD
SAC-ERA	33-43	21-17	12-26
ALL-TIME	33-43	21-17	12-26

ALL-TIME SERIES FACTS VS. NOP

LAST HOME WIN: Mar. 6, 2023 (123-108)
LAST ROAD WIN: Apr. 4, 2023 (121-103)
LAST HOME LOSS: Jan. 7, 2024 (100-133)
LAST ROAD LOSS: Nov. 22, 2023 (112-117)
BIGGEST WIN: 36 (107-71) vs. NOP, Dec. 19, 2004
BIGGEST LOSS: 36 (93-129) at NOP, Nov. 22, 2023
HIGH SCORER (SAC): 43, De'Aaron Fox vs. NOP, Jan. 17, 2021
 43, De'Aaron Fox vs. NOP, Apr. 12, 2021
HIGH SCORER (NOP): 41, DeMarcus Cousins vs. SAC, Oct. 26, 2017

CONNECTIONS

CONNECTIONS: Kings head coach **Mike Brown**, C **JaVale McGee** and Pelicans assistant coach **Jarron Collins** won two NBA Titles together with the Warriors in 2017 and 2018 ... **Brown** and **Collins** were assistant coaches together for five seasons with Golden State from 2016-21 ... Kings G **Keon Ellis** and Pelicans F **Herbert Jones** and G **Kira Lewis Jr.** all played college basketball at the University of Alabama ... **Ellis** and **Jones** were teammates at Alabama during the 2020-21 season ... Kings G **Colby Jones** and Pelicans F **Naji Marshall** played collegiately at Xavier ... Kings C **Alex Len** (5th pick) and Pelicans C **Cody Zeller** (4th pick) were selected back-to-back in the 2013 NBA Draft while Pelicans G **CJ McCollum** was also a Top 10 pick in 2013 ... **McGee** and Pelicans F **Brandon Ingram** were teammates on the Los Angeles Lakers during the 2018-19 season ... Kings assistant coach **Jay Triano** and **McCollum** spent three seasons together in Portland from 2013-16 ... Pelicans assistant coach of player development **Corey Brewer** played two season with Kings from 2018-20.

2023-24 REGULAR SEASON STATS COMPARISON

TEAM	PPG	OPP. PPG	FG%	3FG%	FT%	RPG	APG	SPG	BPG	TO
KINGS	116.7	115.1	.478	.365	.742	44.0	28.5	7.53	4.24	13.2
PELICANS	115.0	110.5	.487	.379	.769	44.1	26.9	8.27	4.72	13.0

2022-23 REGULAR SEASON STATS VS. PHOENIX

TEAM	PPG	OPP. PPG	FG%	3FG%	FT%	RPG	APG	SPG	BPG	TO
KINGS	116.0	115.7	.500	.361	.774	38.0	32.3	6.67	4.00	12.7
PELICANS	115.7	116.0	.514	.427	.787	41.7	25.0	7.67	3.67	13.7

2023-24 SACRAMENTO KINGS PLAYERS NOTES

De'AARON FOX

AFTER THE BREAK

In 21 games after the All-Star break, De'Aaron Fox is averaging 25.9 points, 5.6 rebounds, 6.0 assists and 2.2 steals per game. During that time, Fox ranks 10th in scoring and tied for first in steals per game. He scored a career-high tying 44 points in a win at the Lakers on Mar. 6 and is one of seven players with multiple 40-point performances following the All-Star break. Fox has scored 20+ points in 20 contests since the break, including 30+ points in five outings. He has recorded 20+ points and two-plus steals in 15 games post All-Star break, leading the NBA.

MORE THIEVERY

De'Aaron Fox recorded a steal at Brooklyn on Apr. 7, his 24th consecutive game with at least one steal, the longest streak of his career and his longest of the season. Fox has the third-longest steal streak in the NBA season and is tied for the second-best such streak in franchise history.

He had a career-high tying six steals at Washington on Mar. 21 as Fox is one of two players along with Shai Gilgeous-Alexander with two games with six-plus steals this season. Fox currently has the longest active steal streak in the NBA as this marks his third steal streak of 10 or more games this season, making him one of two players with three 10-game steal streaks along with Gilgeous-Alexander.

During his current streak, Fox is averaging 2.3 steals per game (1st) while tallying the most total steals (54). He also ranks tied for fifth in deflections per game at 3.7 per game and fourth in total deflections with 89.

DOING IT ALL

De'Aaron Fox scored 27 points on 13-of-24 shooting as he added eight rebounds, six assists and three steals vs. Miami on Feb. 26. This marked the fifth straight game where he scored recorded at least 25 points, five rebounds and five assists, including three games with 30-5-5. Fox has also had multiple steals in five straight games, his third multi-steal streak of five games or longer this season, as he is one of seven players since 1972-73 with 25-5-5 and a pair of steals in five consecutive outings.

25 PTS, 5 REB, 5 AST, 2 STL FIVE-GAME STREAKS OR LONGER SINCE 1972-73

PLAYER	GAMES/DATE
Michael Jordan	7, 3/28-4/7/89
LeBron James	6, 4/10-12/30/11
De'Aaron Fox	5, 2/13-2/26/24
Charles Barkley	5, 2/11-2/23/93
Kobe Bryant	5, 2/17-2/25/04
Nikola Jokic	5, 3/22-3/30/22
Michael Jordan	5, 12/12-12/20/89
Michael Jordan	5, 2/7-2/17/93
Tracy McGrady	5, 4/8-4/16/07

*denotes active streak

SWIPING IN 2024

De'Aaron Fox notched three steals at New York on Apr. 4, his 15th game with at least three steals since Jan. 1, which ranks first, while tallying 29 multi-steal games in that time, also the leading the NBA. Since Jan. 1, Fox is averaging a league-leading 2.2 steals per game while topping the NBA in that span with 97 steals. In 2024, he has tallied 167 deflections (1st) while averaging 3.7 deflections (T-2nd).

ELITE ON EACH SIDE OF THE BALL

De'Aaron Fox scored 40 points to go with nine rebounds, six assists and three steals at Phoenix on Feb. 13. Fox is one of seven players this season with at least 40 points, five rebounds, five assists and three steals in a game, joining Donovan Mitchell (3), Luka Doncic (3), Cade Cunningham, Jalen Brunson, Giannis Antetokounmpo and Malachi Flynn. This marked his second game of the season with 40 points and three steals making him one of seven players with multiple such games. In franchise history, Fox is the only player with multiple career games of 40 points, five boards, five assists and three steals.

PICKING POCKETS

De'Aaron Fox recorded 25 points and a career-high tying six steals in at Washington on Mar. 21 as he is one of 18 players with six-plus steals in a game this season. This marked his fourth game of the year with 20 points and five or more steals making him one of two players with four or more 20-point, five-steal games along with Shai Gilgeous-Alexander (6). Fox has scored 20 points and added multiple steals in 36 games this season, which ranks second in the NBA. He has had 20 points and two-plus steals in 24 of his last 41 games, including multiple steals in a career-high eight straight games from Jan. 27-Feb. 9. Over his last 41 games, Fox is averaging the most steals per game (2.3) and has a league-leading 92 steals as he also ranks tied for second in deflections per game (3.8) and first in total deflections (156) in that stretch.

FINDING 40

De'Aaron Fox continues to prove himself as one of the NBA's best scorers, posting his eighth 40-point outing of the season with 40 points on 16-of-29 shooting and 7-for-13 from 3 at Boston on Apr. 5. Fox is one of five players this season to score 40 points or more in eight games, tied for the third-most games with 40+ points. This marked his 14th career 40-point performance as he passed DeMarcus Cousins for the fourth-most games with 40+ points in franchise history as he has already set the Sac era single season record for 40-point games.

2023-24 5+ GAMES WITH 40+ POINTS

PLAYER/TEAM	40-PT GAMES
Luka Doncic, DAL	13
Joel Embiid, PHI	9
Jalen Brunson, NYK	9
De'Aaron Fox, SAC	8
Giannis Antetokounmpo, MIL	8
Devin Booker, PHX	7
Steph Curry, GSW	6
Kevin Durant, PHX	5
Shai Gilgeous-Alexander, OKC	5
Donovan Mitchell, CLE	5

TOP 5 IN 40-POINT GAMES FRANCHISE HISTORY

1. Oscar Robertson	77
2. Tiny Archibald	37
3. Jack Twyman	16
4. De'Aaron Fox	14
5. DeMarcus Cousins	9

This season, Fox is averaging 26.5 points, 4.6 rebounds, 5.6 assists and 2.0 steals per game. He ranks eighth in scoring and has totaled 1,853 points, which is 10th in the NBA.

DE'AARON'S DEFLECTIONS

De'Aaron Fox notched five steals in a win vs. Denver on Feb. 9 as he had a steal in 16 straight games (1/9-2/9) and multiple steals in eight consecutive outings (1/27-2/9). In 11 games in February, Fox posted five or more steals three times as he led February in such games and is one of four players with multiple such outings this month. During the second month of the year, he tallied a league-leading 34 total steals as his 3.1 steals per game in that stretch also ranks first in the NBA. Fox recorded 54 deflections (4.9/GM, T-1st) in those 11 games, also leading the Association, following 43 deflections in 15 games in January, which ranked ninth during the month.

This season, Fox has posted 251 deflections (2nd) and is averaging 3.6 deflections per contest, which ranks tied for first in the league while ranking second in steals per game (1.99). Fox has notched 40 multi-steal games this season, which is second in the NBA. He has 22 games with three-plus steals this season, which is the second-most in the NBA.

SHARPSHOOTER

FRANCHISE HISTORY 7+ 3-POINTERS MADE STREAKS

PLAYER	GAMES/DATE
De'Aaron Fox	2, 12/26-12/29
Buddy Hield	2, 1/2-1/4/22
Buddy Hield	2, 2/28-3/3/21
Buddy Hield	2, 3/21-3/23/19

*denotes active streak

2023-24 7+ 3-POINTERS MADE STREAKS

PLAYER	GAMES/DATE
Grayson Allen	2, 3/5-3/7
Stephen Curry	2, 2/29-3/1
Darius Garland	2, 2/28-3/1
Stephen Curry	4, 2/8-2/14
De'Aaron Fox	2, 12/26-12/29
Stephen Curry	2, 11/5-11/6
Stephen Curry	2, 1/27-1/30
Eric Gordon	2, 12/27-12/29
Anfernee Simons	2, 12/21-12/23
Trae Young	2, 12/15-12/16
Trae Young	2, 2/2-2/3

*denotes active streak

De'Aaron Fox went 8-of-16 from 3-point range, setting career highs from beyond the arc, finishing with 31 points, five rebounds and eight assists in a win at Atlanta on Dec. 29. Fox surpassed his previous career highs from 3-point distance after going 7-for-15 on 3s at Portland on Dec. 26, marking the second consecutive contest where he had seven-plus triples. He became the second player in franchise history to make seven or more 3s in straight games, joining Buddy Hield, as he is one of seven players with such a two-game streak this season.

He reached 100 3-pointers in 31 games, the fastest he has reached 100 3s in a season in his career and fourth-fastest in franchise history. In his 40th game of the season, Fox surpassed his career high for made 3s in a season as he has totaled 199 3-pointers so far this season. His previous high was 119 3s, which he set during the 2022-23 season as he ranks 19th in 3s in the NBA.

2023-24 SACRAMENTO KINGS PLAYERS NOTES



De'AARON FOX

FOX'S FINAL FRAME

De'Aaron Fox continues to prove why he is the reigning Clutch Player of the Year, scoring 34 points, including new career highs with 23 fourth quarter points and 28 second half points in a win at Phoenix on Dec. 8. Fox is tied for second in fourth quarter scoring (7.8), third in total points in the fourth (513), fifth in clutch scoring (3.6) and fifth in total clutch points (118).

Fox is tied with LaMelo Ball and Paul George for the second-most points scored in the fourth quarter of a game this season and scored the most points in the final frame of a game by a Kings player since Isaiah Thomas (23) on Dec. 14, 2012. Since the 1996-97 season, Fox is the third Kings player along with Thomas and Kevin Martin (24 vs. NOH, 2/23/09) with 23+ fourth quarter points in a game. He is one of three players this season with multiple 20-point fourth quarters and has scored 15+ points in the fourth quarter in six games this season. Fox is one of three players with six or more 15-point fourth quarters, tied for second in the league. He has 23 games with 10+ points in the fourth quarter, the most games with double figure scoring in the final frame.

2023-24 GAMES WITH 20+ Q4 POINTS

G. Antetokounmpo	26 vs. IND, 12/13/23
De'Aaron Fox	23 @ PHX, 12/8/23
LaMelo Ball	23 @ DAL, 11/5/23
Paul George	23 vs. CLE, 4/7/24
De'Aaron Fox	22 vs. GSW, 10/27/23
Steph Curry	22 @ ATL, 2/3/24
Anfernee Simons	22 vs. WAS, 12/21/23
James Harden	21 @ IND, 12/18/23
Duncan Robinson	21 vs. ATL, 12/22/23
D'Angelo Russell	21 vs. MIL, 3/8/24
PJ Washington	21 vs. UTA, 1/27/24
Coby White	21 vs. MIN, 2/6/24
Desmond Bane	20 @ PHX, 12/2/23
Jalen Brunson	20 vs. WAS, 1/18/24
Cade Cunningham	20 @ ATL, 12/18/23
Anthony Davis	20 vs. TOR, 1/9/24
Paul George	20 @ LAL, 11/1/23
Scot Henderson	20 vs. PHI, 1/29/24
CJ McCollum	20 vs. ORL, 4/3/24
Donovan Mitchell	20 vs. BKN, 1/11/24
Donovan Mitchell	20 vs. DET, 1/31/24
Dean Wade	20 vs. BOS, 3/5/24
Fred VanVleet	20 @ MIN, 4/2/24

Fox has scored 20+ points in a half 24 times this season, the seventh-most in the Association. He has five games with 20 points or more in the fourth quarter in his career, which leads the franchise since tracking began during the 1996-97 season. The seventh-year guard has had 10 or more fourth quarter points in 90 games in his career, the most by a Kings player over that same span.

TWO-WAY PLAYER

De'Aaron Fox scored 40 points at Boston on Apr. 5, his 40th game this season with 25+ points. He is 10th in the NBA in games with 25 points or more. He scored 31 points at Atlanta on Dec. 29 to go with five rebounds, eight assists and five steals. Fox is one of seven players this season to record at least 30 points, five rebounds, five assists and five steals as this marked his second game of the year with at least 25-5-5 and five steals. He is one of three players to total 25 points, five rebounds, five assists and five steals in multiple games this season.

Fox is averaging 26.5 points per game, the eighth-highest scoring average in the NBA this year. He is also second in steals, averaging 1.99 steals per contest. Fox is one of three players along with Shai Gilgeous-Alexander and Luka Doncic to rank in the Top 10 in points and steals per game.

30-BALL

De'Aaron Fox scored 40 points at Boston on Apr. 5, his 24th game this season with 30+ points, including his 89th career game with at least 30+ points. Fox is tied for 11th in the NBA in games with 30+ points this season and ranks fifth in franchise history in 30-point games. He added three steals against the Magic on Mar. 23 and ranks tied for third in the NBA in games with 30+ points and multiple steals with 15 such games. Fox has nine games with at least 30 points and three steals this season, tied for the second-most 30-point, three-steal games this season.

NO. 5 GOING FOR 25 AND 5

De'Aaron Fox posted 29 points, seven assists and three steals at New York on Apr. 4. He has 39 games this season with 25 points or more. Fox is 10th in games with 25+ points as the seventh-year guard ranks tied for eighth in the NBA in 25-point and five-assist performances this season with 29. He has notched 25 points, five dimes and a pair of steals in 20 games this season, ranking tied for third in the Association.

FIVE PIECE FOR 5

De'Aaron Fox recorded five steals vs. Denver on Feb. 9, his fourth game of the season with at five steals or more. Fox ranks second in the NBA in games with five-plus steals with five. In five games from Feb. 2-9, Fox tallied a league-leading 21 total steals as his 4.2 steals per game in that stretch also ranked first in the NBA. He had the most steals in a five-game period by a Kings player since Metta Sandiford-Artest (21, 11/1-11/8/06) as Fox is one of four players in the Sacramento era (1985-present) with 20+ steals in five games along with Rajon Rondo and Doug Christie. Fox joined Shai Gilgeous Alexander as the only players this season with 21 steals over a five-game stretch as he had 33 deflections (6.6/GM) in those five games, leading the Association.

FROM 3-POINT RANGE

De'Aaron Fox has knocked down 199 3-pointers this season, which ranks 19th in the NBA, from 3-point distance. He has made five-plus 3s in 13 games this season, a new career best for a single season, which ranks tied for 11th in the NBA.

Fox has thrived on pullup 3-pointers, connecting on 112 3-point pullup attempts. He is 10th in pullup 3s this season.

INTO THE TOP 5

De'Aaron Fox scored 21 points vs. Los Angeles on Mar. 13 passing Peja Stojakovic (9,498) for the third-most points scored in the Sacramento era (1985-present). Fox also now ranks ninth in franchise history in total points as he has scored 9,827 career points.

TOP 5 POINTS SCORED SAC ERA

1. Mitch Richmond	12,070
2. DeMarcus Cousins	9,894
3. De'Aaron Fox	9,827
4. Peja Stojakovic	9,498
5. Chris Webber	8,843

SWIPA KEEPS SWIPING

De'Aaron Fox posted five steals vs. Denver on Feb. 9, his eighth straight game with a pair of steals and second five-game multi-steal streak this season, which is tied for the third-longest multi-steal streak this season. He added a pair of steals vs. Minnesota on Dec. 23 for his fifth consecutive game with multiple steals, his first five-game multi-steal streak of the season. Fox tabbed three steals in a win vs. Phoenix on Dec. 22, which marked his third straight game with three steals. Fox's three-game streak is tied for the fourth-longest in the NBA this season as he has had three steals in 20 games, ranking second.

SECOND HALF SWIPA

De'Aaron Fox scored 34 points, including 28 points in the second half in a win at Phoenix on Dec. 8, setting a new career high for points in a half. He has scored 25+ points in the second half seven times this season, the most in the NBA, after scoring 26 second half points at Atlanta on Dec. 29. Fox is third in the NBA in 25-point halves (8) and ranks ninth in second half points per game (13.6) and 10th in total second half points (953).

RACING TO THE HOOP

De'Aaron Fox has carried over his success on drives from last season to this season. Fox is once again one of the league's top players on drives, averaging 15.2 drives to the hoop per contest, ninth-most in the league, while ranking fifth in points scored off drives per outing (10.7). Fox has totaled 751 points off drives (7th) and is shooting 50.4% on those opportunities.

BOTH ENDS OF THE FLOOR

De'Aaron Fox scored 41 points and added five steals in a win at Chicago on Feb. 3, his second career game with 40+ points and five-plus steals and the third instance in franchise history since steals were first recorded during the 1972-73 season. Fox is one of four players this season with at least 40 points and five steals in a game along with Giannis Antetokounmpo, Jalen Brunson and Alperen Sengun.

He had 25 points and six steals at Indiana on Feb. 2, joining Mitch Richmond (1/25/97-1/28/97) as the only players in franchise history with 25 points and five steals two games in a row. Fox is also one of two players this season with such a streak along with Shai Gilgeous-Alexander (12/6-12/8/23). He has posted 25 points and two steals in 25 games this season, which ranks third in the NBA.

2023-24 SACRAMENTO KINGS PLAYERS NOTES

De'AARON FOX

ISO FOX FINDING THE PAINT

De'Aaron Fox has proven to be one of the league's best isolation scorers so far this season, totaling 201 points (2.9 PPG), ranking 21st in total iso points and tied for 21st in PPG in the NBA. He has been getting to the line 17.6% of the time and drawing shooting fouls on 15.7% of the time on iso plays. Fox has made his way into the paint, scoring 11.4 points in the paint per game, the 16th-highest average in the NBA. He is third in field goals made in the paint outside of the restricted area (234) as he is converting on 51.3% of those attempts.

BEST IN SAC

De'Aaron Fox dished out seven assists vs. Phoenix on Dec. 22, putting him at as he passed Mike Bibby (2,580) for first in the Sacramento era (1985-present) in assists. He also now ranks fifth all-time in franchise history in assists.

ASSISTS (SAC ERA)

1. De'Aaron Fox	2,847
2. Mike Bibby	2,580
3. Mitch Richmond	2,128
4. Spud Webb	2,024
5. Reggie Theus	1,943
6. Chris Webber	1,791
7. Vlade Divac	1,693
8. Brad Miller	1,542
9. Doug Christie	1,505
10. Lionel Simmons	1,498

ASSISTS (FRANCHISE)

1. Oscar Robertson	7,731
2. Sam Lacey	3,563
3. Nate Archibald	3,499
4. De'Aaron Fox	2,847
5. Reggie Theus	2,809
6. Mike Bibby	2,580
7. Larry Drew	2,409
8. Phil Ford	2,322
9. Bob Davies	2,250
10. Mitch Richmond	2,128

FOX'S DIMES

De'Aaron Fox had a career night in a win over Denver on Dec. 2, scoring 26 points to go with a new career-high 16 assists while adding three steals. Fox passed his previous high of 15 assists which he set in a win at Atlanta on Nov. 1, 2018. This marked the sixth game where a Kings player has had at least 20 points and 15 assists in a game over the last 25 seasons, including the second time for Fox, who became the seventh player in franchise history with multiple such performances. He had the most assists by a Kings player in a 20-point outing since Beno Udrih finished with 20 points and 17 assists at the Clippers on Mar. 21, 2010. This season, Fox is one of 13 players with 20 points and 15 assists in a game. He is just one of five players to add three steals to that stat line.

MULTIPLE 20p-15a GAMES FRANCHISE HISTORY

1. Oscar Robertson	93
2. Tiny Archibald	29
3. Reggie Theus	11
4. Norm Van Lier	5
4. Phil Ford	5
6. De'Aaron Fox	2
6. Larry Drew	2

ALL-AROUND OUTING

De'Aaron Fox finished with 15 points, 10 assists and five steals in a win vs. Denver on Feb. 9. He is one of eight players this season with at least 15 points, 10 dimes and five steals in a game this season along with Giannis Antetokounmpo, Shai Gilgeous-Alexander, LeBron James, Jayson Tatum, Nikola Jokic and Tyus Jones. This marks the second time in Fox's career with that stat line as he is one of five players in franchise history with multiple such games. He joined Phil Ford, Tiny Archibald, Spud Webb and Chris Webber.

KNOCKING IT DOWN FROM 3

De'Aaron Fox knocked down a career-high eight 3-pointers on 16 attempts at Atlanta on Dec. 29, marking his eighth game of the season with five-plus triples. He has made five or more 3s in 13 games this season as he has now set a new career high for games with five or more 3s made in a single season.

GAMES WITH 5+ 3PM

2023-24: 14
2022-23: 4
2020-21: 3
2017-18: 1
2021-22: 1

TOP 10 IN 20'S

De'Aaron Fox scored 20 points at Brooklyn on Apr. 7, marking his 56th game of the season with at least 20+ points in 70 games played. For Fox, this marked his 251st career game with 20+ points or more, which ranks seventh in franchise history, passing Peja Stojakovic in the game against Washington. He added seven assists against New York and has 190 games totaling 20 points and five assists, which ranks third in franchise history, as he passed Mitch Richmond (162) in a win vs. Washington on Dec. 18.

40-5-5

De'Aaron Fox scored 40 points at Phoenix on Feb. 13, shooting 14-of-31 from the field and 5-for-12 from 3-point range while making 7 of 10 attempts at the free-throw line.

He has now recorded at least 40 points, five rebounds and five assists in four games during his career, the fourth-most such performances in franchise history, joining. This season, Fox is one of 13 players to post 40-5-5 in multiple games.

MULTIPLE 40-5-5 GAMES (FRANCHISE HISTORY)

Oscar Robertson	71
Tiny Archibald	6
Mitch Richmond	4
De'Aaron Fox	4
DeMarcus Cousins	2
Jack Twyman	2
Tom Van Arsdale	2
Chris Webber	2

MULTIPLE 40-5-5 GAMES (2023-24)

Luka Doncic, Dallas	13
Joel Embiid, Philadelphia	6
Donovan Mitchell, Cleveland	5
Giannis Antetokounmpo, Milwaukee	5
Jalen Brunson, New York	4
Shai Gilgeous-Alexander, Oklahoma City	4
LeBron James, L.A. Lakers	3
Dejounte Murray, Atlanta	3
De'Aaron Fox, Sacramento	2
Cade Cunningham, Detroit	2
Kevin Durant, Phoenix	2
Nikola Jokic, Denver	2
Tyrese Maxey, Philadelphia	2
Jayson Tatum, Boston	2



2023-24 SACRAMENTO KINGS PLAYERS NOTES



DOMANTAS SABONIS

RARE COMPANY

Domantas Sabonis recorded his 26th triple-double of the season with 13 points, 12 rebounds and 10 assists vs. Dallas on Mar. 29, tied for the seventh-most triple-doubles in a single season in NBA history. He is one of five players in NBA history to total 25 triple-doubles or more in a season. Additionally, Sabonis tied Oscar Robertson (1960-61: 26, 29163-64: 26) for the second-most triple-doubles in a season in franchise history vs. the Lakers on Mar. 13.

TOP 10 TRIPLE-DOUBLES SINCE 2022-23 SEASON

1. Nikola Jokic	54
2. Domantas Sabonis	40
3. Luka Doncic	30
4. Giannis Antetokounmpo	16
5. James Harden	8
6. Ja Morant	7
6. Josh Giddey	7
8. Josh Hart	6
8. LeBron James	6
10. Scottie Barnes	5

25+ TRIPLE-DOUBLES IN A SEASON IN NBA HISTORY

Russell Westbrook, 2016-17	42
Oscar Robertson, 1961-62	41
Russell Westbrook, 2020-21	38
Russell Westbrook, 2018-19	34
Wilt Chamberlain, 1967-68	31
Nikola Jokic, 2022-23	29
Domantas Sabonis, 2023-24	26
Oscar Robertson, 1960-61	26
Oscar Robertson, 1963-64	26
Nikola Jokic, 2023-24	25
Russell Westbrook, 2017-18	25

He recorded his 20th triple-double of the season with 17 points, 15 rebounds and 12 assists at the LA Clippers on Feb. 25 to become the sixth player in NBA history to reach 20 or more triple-doubles in a single season, joining Oscar Robertson (5x), Russell Westbrook (4x), Wilt Chamberlain (2x), James Harden and Nikola Jokic. Since the 2022-23 season, he has recorded 40 triple-doubles, which ranks second in the NBA in that time.

61 IN A ROW

Domantas Sabonis finished with 18 points and 20 rebounds at Brooklyn on Apr. 7, marking his 61st straight game with a double-double since Dec. 2. Sabonis surpassed Kevin Love (53, 11/22/10-3/11/11) for the longest double-double streak in the NBA since the ABA-NBA merger (1976-77), per ESB as he is has the seventh-longest double-double streak in NBA history. He became the fifth player in NBA history to record 60 consecutive double-doubles as he passed Jerry Lucas for the longest single season double-double streak in franchise history vs. the Bucks on Mar. 12. Sabonis also passed Lucas for the longest overall double-double streak in franchise history and joined Lucas and Oscar Robertson as the only players in team history with multiple 20-game double-double streaks.

50-GAME DOUBLE-DOUBLE STREAKS SINCE ABA-NBA MERGER (1976-77)

PLAYER	GAMES/DATES
Domantas Sabonis	61, 12/2/23-4/7/24
Kevin Love	53, 11/22/10-3/11/11
Moses Malone	51, 12/29/78-10/12/79
*bold denotes active streak	

30-GAME DOUBLE-DOUBLE STREAKS FRANCHISE HISTORY (SINGLE SEASON)

PLAYER	GAMES/DATES
Domantas Sabonis	61, 12/2/23-4/7/24
Jerry Lucas	46, 1/2/68-3/20/68
Jerry Lucas	30, 10/18/67-12/22/67
*bold denotes active streak	

30-GAME DOUBLE-DOUBLE STREAKS FRANCHISE HISTORY

PLAYER	GAMES/DATES
Domantas Sabonis	61, 12/2/23-4/7/24
Jerry Lucas	55, 1/2/68-11/6/68
Jerry Lucas	30, 10/18/67-12/22/67
*bold denotes active streak	

In his last 61 appearances, Sabonis has scored 20+ points in 28 contests and recorded 25 of his 26 triple-doubles on the season, leading the NBA in both double-doubles and triple-doubles since Dec. 1. Since Dec. 1, Sabonis is averaging 19.8 points (59.8 FG%), 14.4 rebounds and 8.7 assists per outing. He leads the NBA in rebounds per game and total rebounds (876). Sabonis also ranks sixth in assists per game while tallying the third-most total assists (528). He is the only player since the 1975-76 season to average 19.0 points, 14.0 rebounds and 8.0 assists per game on 60.0% shooting over a 50-game span.

REBOUNDING MACHINE

Domantas Sabonis pulled down 16 rebounds at Boston on Apr. 5, marking his 33rd consecutive game with 10+ rebounds, the longest active streak in the NBA and seventh-longest in franchise history, as he also had 25 straight double-digit rebound games earlier this season from Dec. 2-Jan. 22. During the 34-game streak, Sabonis is averaging a league-leading 14.9 rebounds per game while also ranking first in defensive boards (10.9) and second in offensive rebounds (4.0) per game.

Over 10 games from Mar. 4-21, Sabonis collected 15+ rebounds in seven games, including two games with 20+ boards. In that time, he ranked first in rebounding (16.6) as he is one of two players this season to average 16.0+ rebounds per game over a 10-game span along with Jusuf Nurkic. This marked the first time a Kings player averaged 16.0 rebounds per game or better since Sabonis posted 16.1 boards per contest in 10 games from Dec. 4-23, 2022.

TRIPLE-DOUBLE TERRITORY

Domantas Sabonis recorded his 26th triple-double of the season with 13 points, 12 rebounds and 10 assists vs. Dallas on Mar. 29, including the 58th triple-double of his career. Sabonis recorded his 50th career triple-double at Phoenix on Feb. 13th and is the 11th player in NBA history to reach 50 career triple-doubles as he leads the NBA in triple-doubles this season. He is one of 15 players this season with multiple triple-doubles along with Nikola Jokic (25), Luka Doncic (20), Giannis Antetokounmpo (10), Josh Hart (6), Scottie Barnes (4), LeBron James (4), Josh Giddey (3), James Harden (3), Bam Adebayo (2), Paolo Banchero (2), Anthony Davis (2), Joel Embiid (2), Alperen Sengun (2) and Victor Wembanyama (2). Among active players, Sabonis ranks sixth in career triple-doubles with 58 and is 11th in NBA history in triple-doubles as he passed Fat Lever (43) against the Pacers on Jan. 18.

ACTIVE LEADERS CAREER TRIPLE-DOUBLES

1. Russell Westbrook	198
2. Nikola Jokic	130
3. LeBron James	111
4. James Harden	77
5. Luka Doncic	76
6. Domantas Sabonis	58
7. Giannis Antetokounmpo	45
8. Ben Simmons	33
9. Draymond Green	32
10. Kyle Lowry	21

50+ TRIPLE-DOUBLES IN NBA HISTORY

1. Russell Westbrook	198
2. Oscar Robertson	181
3. Magic Johnson	138
4. Nikola Jokic	130
5. LeBron James	111
6. Jason Kidd	107
7. Wilt Chamberlain	78
8. James Harden	77
9. Luka Doncic	76
10. Larry Bird	59
11. Domantas Sabonis	58

ONE OF THE BEST IN THE LEAGUE

Domantas Sabonis once again notched a double-double, totaling 18 points and 20 rebounds on Apr. 7 at Brooklyn. This marked the 74th double-double for Sabonis this season, the most in the Association, and tied for third-most in franchise history. He is the first player since Kevin Garnett (2003-04: 71) during the with 70+ double-doubles in a season and the fifth player since the ABA-NBA merger. During his Kings tenure, Sabonis has recorded 151 double-doubles, which ranks eighth in franchise history.

TOP 10 LEAGUE LEADERS DOUBLE-DOUBLES (2023-24)

1. Domantas Sabonis	74
2. Nikola Jokic	64
3. Anthony Davis	62
4. Giannis Antetokounmpo	57
5. Rudy Gobert	51
6. Luka Doncic	48
7. Nikola Vucevic	43
8. Bam Adebayo	42
9. Jalen Duren	42
10. Tyrese Haliburton	42
10. Victor Wembanyama	42

MOST DOUBLE-DOUBLES SINCE 2016-17 SEASON

1. Nikola Jokic	424
2. Rudy Gobert	392
3. Giannis Antetokounmpo	374
4. Nikola Vucevic	354
5. Domantas Sabonis	330
6. Russell Westbrook	318
7. Karl-Anthony Towns	312
8. Andre Drummond	299
9. Anthony Davis	298
10. Joel Embiid	286

He has posted 330 career double-doubles since joining the league in 2016-17, which ranks fifth in the NBA during that stretch.

15 MORE FOR SABONIS

Domantas Sabonis collected 15 rebounds vs. Houston on Mar. 10, as he had five straight games with 15+ boards from Mar. 1-7, including 20+ in two of those five outings. He is the second player this season with 15+ rebounds in five straight games along with Andre Drummond (12/26-1/3) and the first Kings player since Sam Lacey's had a six-game streak from Nov. 21-29, 1974.

Sabonis totaled a league-leading 88 rebounds during the five-game stretch, which leads the Association, while collecting 17.6 rebounds per contest, also ranking first in the NBA. Since the 2022-23 season, Sabonis has grabbed 15+ boards in 43 games, leading the NBA in that time.

2023-24 SACRAMENTO KINGS PLAYERS NOTES

DOMANTAS SABONIS

TOP 5 IN LEAGUE HISTORY

Domantas Sabonis secured his 56th career triple-double, including his 24th of the season, posting 13 points, 17 rebounds and 10 assists at Toronto on Mar. 20. Sabonis has now notched 24 career triple-doubles with at least 15 rebounds, which ranks fifth in NBA history, as he surpassed Magic Johnson (16) and Larry Bird (16) at Miami on Jan. 31. He has tallied 17 15-rebound triple-doubles with Sacramento as he passed Maurice Stokes (10) for the second-most such performances in franchise history. This marked the 11th time this season that Sabonis grabbed 15 or more rebounds while notching a triple-double, the most such games this season.

TOP 5 CAREER TRIPLE-DOUBLES WITH 15+ REBOUNDS (NBA)

1. Wilt Chamberlain	73
2. Nikola Jokic	46
3. Oscar Robertson	41
3. Russell Westbrook	41
5. Domantas Sabonis	24

TOP 3 TRIPLE-DOUBLES WITH 15+ REBOUNDS (FRANCHISE)

1. Oscar Robertson	41
2. Domantas Sabonis	18
3. Maurice Stokes	10

DISHING OUT DIMES

Domantas Sabonis dished out 10 assists vs. Dallas on Mar. 29, his 29th game of the season with double-digit assists. Sabonis ranks fourth in 10-assist games this season as he is second in the NBA in passes made per game (71.8). He is averaging 8.3 assists per outing, the fifth-highest assist average this season while his 646 total assists ranks fourth. Sabonis is also averaging 21.4 assist points created, which is fifth-best in the Association.

20 MARKS THE SPOT

Domantas Sabonis totaled 16 points, 20 rebounds and 12 assists in a win at the Lakers on Mar. 6, his third triple-double this season with 20+ rebounds. Sabonis has the most 20-rebound triple-doubles in a season since Kareem Abdul-Jabbar had four during the 1975-76 campaign. He is tied with Abdul-Jabbar for the seventh-most career 20-rebound triple-doubles with six. Sabonis ranks third in franchise history in triple-doubles with 20+ rebounds in a season, trailing Maurice Stokes (1957-58: 4) and Oscar Robertson (1961-62: 4) as he has four such games during his time with Sacramento.

BOARDS IN BUNCHES

Domantas Sabonis posted his league leading eighth game of the season with at least 20 rebounds, collecting 20 boards at Brooklyn on Apr. 7. He also pulled in 10 offensive rebounds against the Bulls on Mar. 4 as he is one of 14 players this season with 10 or more offensive boards in a game. Over the last two seasons, Sabonis has totaled 13 games with 20+ rebounds, which leads the NBA over that stretch as his eight 20-rebound games since Sam Lacey (9) during the 1973-74 season.

Sabonis is averaging 13.8 rebounds per game, which is the fourth-highest rebounding average by a player over the last three seasons.

15 FOR A DIME

Domantas Sabonis dished out a season-high tying 15 assists and added 12 points and 19 rebounds at Cleveland on Feb. 5. For Sabonis, this was the second game of the season where he had a triple-double with at least 15 assists after totaling 21 points, 13 boards and 15 assists at Milwaukee on Jan. 14. He is one of eight players this season with multiple 15-assist performances.

Sabonis is one of three players this season with multiple 15-assist triple-doubles along with Luka Doncic and Nikola Jokic. This marks the fourth time that he has had 15 assists to go with a triple-double in his time with Sacramento, the second-most in franchise history. Since joining the NBA in 2016-17, Sabonis has recorded five such games, which ranks tied for sixth-most in that span.

LOOKING TO REPEAT

After leading the NBA in rebounding last season, Domantas Sabonis is making his case to repeat as the league's rebound leader. Sabonis is averaging 13.8 rebounds per contest through 78 games, the highest average this season. He ranks first in the Association in total rebounds with 1,074. Sabonis has also totaled 278 offensive rebounds (2nd) and 796 defensive boards (1st) as he is the only player to rank in the Top 3 in offensive, defensive and total rebounds this season.

He has grabbed 15 or more rebounds in 30 games this season, the most in the NBA. Sabonis has collected 10+ rebounds in 72 games this season, which also ranks first, and leads the NBA with eight 20-rebound games.

THREE STRAIGHT

Domantas Sabonis secured his third consecutive triple-double with 14 points, 14 rebounds and 10 assists vs. Miami on Feb. 26, marking the third time he has had three triple-doubles in a row this season. Sabonis became the first player with three straight triple-doubles since Nikola Jokic had a three-game streak from Jan. 17-24, 2023.

In franchise history, this marks the 18th instance a player has had a triple-double in three consecutive contests, including the first time since Oscar Robertson's four-game streak from Jan. 5-13, 1966. Sabonis joins Robertson (13x) and Maurice Stokes (4 games, 11/8-11/17/57) as the only players in franchise history with a three-game triple-double streak as each player has also had 20+ points during their respective streak.

THREE-GAME TRIPLE-DOUBLE STREAKS FRANCHISE HISTORY

PLAYER	GAMES/DATES
Oscar Robertson	7, 1/17/61-1/12/61
Oscar Robertson	5, 1/3/62-1/11/62
Oscar Robertson	5, 11/7/61-11/14/61
Oscar Robertson	4, 1/5/66-1/13/66
Oscar Robertson	4, 1/5/65-1/9/65
Oscar Robertson	4, 10/21/61-10/29/61
Domantas Sabonis	3, 2/14/24-2/26/24
Domantas Sabonis	3, 2/9/24-2/11/24
Domantas Sabonis	3, 1/14/24-1/18/24
Oscar Robertson	3, 12/25/63-12/29/63
Oscar Robertson	3, 2/23/62-2/25/62
Oscar Robertson	3, 1/14/62-1/20/62
Oscar Robertson	3, 2/21/61-2/25/61
Oscar Robertson	3, 12/18/60-12/25/60
Oscar Robertson	3, 10/22/60-10/26/60
Maurice Stokes	3, 11/8/57-11/15/57

A NIGHT TO REMEMBER

Domantas Sabonis recorded another dominant performance with 20 points, a career-high 26 rebounds and five assists on 10-of-11 shooting (90.9 FG%). Sabonis is just the second player in NBA history to total at least 20 points, 25 rebounds and five assists on 90.0% shooting or higher from the field, joining Wilt Chamberlain who did so six times.

20+ POINTS, 25+ REBOUNDS, 5+ ASSISTS WITH 90.0+ FIELD GOAL PERCENTAGE (NBA HISTORY)

PLAYER/DATE/OPPONENT	PTS	REB	AST	FG%
Domantas Sabonis, 1/29/23, SAC @ MEM	20	26	5	90.9
Wilt Chamberlain, 3/11/69, LAL vs. DET	34	27	7	1.000
Wilt Chamberlain, 2/24/67, PHI vs. BAL	42	30	10	1.000
Wilt Chamberlain, 2/19/67, PHI @ STL	22	26	5	1.000
Wilt Chamberlain, 1/20/67, PHI vs. LAL	32	30	9	1.000
Wilt Chamberlain, 12/2/66, PHI vs. LAL	28	30	7	1.000
Wilt Chamberlain, 11/29/66, PHI vs. STL	25	27	7	90.9

He tied Chris Webber for the most rebounds in a single game during the Sacramento era and the most by a player for the franchise since the ABA-NBA merger. Sabonis had the most rebounds in regulation in the Sac era as Webber pulled down 26 rebounds in an overtime game vs. Indiana, with 23 coming within regulation. He is the 11th player in franchise history with 25+ rebounds and as 26 rebounds is the most by any player this season.

Sabonis has now had two games with at least 20 points, 20 rebounds and five assists. He is one of seven players with 20-20-5 in a game this season and one of three players with multiple such games. Sabonis has 10 career 20-rebound games with Sacramento and is just the sixth player in franchise history with double-digit games with 20+ boards.

ANOTHER DAY AT THE OFFICE

Domantas Sabonis had another stat-filled performance, totaling 18 points, 20 rebounds and nine assists at Brooklyn on Apr. 7. This marked the 22nd game of the season where Sabonis has had at least 15 points, 15 rebounds and five assists, which ranks first in the NBA.

2023-24 PLAYERS WITH 5+ GAMES OF 15p-15r-5a

Domantas Sabonis, SAC	22
Nikola Jokic, DEN	19
Giannis Antetokounmpo, MIL	12
Anthony Davis, LAL	9

In his career, Sabonis has posted 15-15-5 in 55 games, which is the third-most in the NBA since he joined the league during the 2016-17 season. He has 15-15-5 in 36 games with Sacramento, third-most in franchise history. Sabonis has grabbed 15+ rebounds in 51 games in a Kings uniform, which is seventh in franchise history.

SCREEN PLAY

Domantas Sabonis is making his screening count once again this season, totaling 1,104 screen assists points, which ranks first in the NBA, including 466 total screen assists (1st). Currently, he is first in screen assists (6.0) and first in screen assists points (14.2) per game. Last season, Sabonis led the league in screen assists (441) and screen assists points (1,054).

2023-24 SACRAMENTO KINGS PLAYERS NOTES



DOMANTAS SABONIS

STRONG START TO 2024

In 15 games in January, Domantas Sabonis averaged 20.8 points (66.5 FG%, 10-14 3pt), 14.5 rebounds and 9.0 assists per game. Among league leaders in the month of January, Sabonis ranked first in rebounding and fifth in assists per game as he was one of three players to average at least 20.0 points, 10.0 rebounds and 5.0 assists in the month along with Giannis Antetokounmpo and Nikola Jokic. During the month, he totaled 312 points (35th), 218 rebounds (1st) and 135 assists (2nd) while leading the league in triple-doubles (7) and double-doubles (15).

300 PTS, 200 REBS, 100 AST IN JANUARY (NBA HISTORY)			
PLAYER/SEASON	PTS	REB	AST
Wilt Chamberlain, 1966-67	330	361	106
Wilt Chamberlain, 1967-68	366	317	122
Tom Gola, 1959-60	310	216	130
Nikola Jokic, 2021-22	425	212	144
Oscar Robertson, 1961-62	487	214	187
Domantas Sabonis, 2023-24	312	218	135

This marked just the sixth instance in NBA history that a player finished January with at least 300 points, 200 rebounds and 100 assists, including the second in franchise history, as he is just the fifth player to accomplish the feat in the Association. Sabonis also became the fourth player in league history to tally seven or more triple-doubles in the first month of the calendar year.

MORE HISTORY FOR DOMAS

Domantas Sabonis posted 21 points, 13 rebounds and 15 assists while going 9-for-10 from the field at Milwaukee on Jan. 14 to secure his 10th triple-double of the season. Sabonis became the first player in NBA history to record 20 points, 15 assists and 10 rebounds while shooting 90.0% from the floor.

20+ POINTS, 15+ ASSISTS, 10+ REBOUNDS WITH 80.0+ FIELD GOAL PERCENTAGE (NBA HISTORY)					
PLAYER/DATE/OPPONENT	PTS	AST	REB	FG%	
Nikola Jokic, 2/22/24, DEN vs. WAS	21	19	15	100.0	
Domantas Sabonis, 1/14/23, SAC @ MIL	21	15	13	90.0	
Nikola Jokic, 2/7/23, DEN vs. MIN	20	16	12	80.0	
Wilt Chamberlain, 2/14/68, PHI vs. SEA	35	15	24	83.3	
Oscar Robertson, 12/15/68, CIN vs. PHX	26	17	14	88.9	

This is the second time in Sabonis career that he has had 10+ triple-doubles in a season after tallying 14 triple-doubles during the 2022-23 season. He joins Nikola Jokic (6x) and Wilt Chamberlain (2x) as the only centers in NBA history to post double-digit triple-doubles in multiple seasons. Sabonis is also just the second player in franchise history with multiple seasons recording 10+ triple-doubles alongside Oscar Robertson (6x).

10+ TRIPLE-DOUBLES BY A CENTER IN A SEASON		10+ TRIPLE-DOUBLES IN A SEASON FRANCHISE HISTORY	
Wilt Chamberlain (PHI), 1967-68	31	Oscar Robertson, 61-62	41
Nikola Jokic (DEN), 2022-23	29	Oscar Robertson, 60-61	26
Domantas Sabonis (SAC), 2023-24	26	Oscar Robertson, 63-64	26
Nikola Jokic (DEN), 2023-24	25	Domantas Sabonis, 23-24	26
Wilt Chamberlain (PHI), 1966-67	22	Oscar Robertson, 64-65	22
Nikola Jokic (DEN), 2021-22	19	Oscar Robertson, 62-63	20
Nikola Jokic (DEN), 2020-21	15	Domantas Sabonis, 22-23	14
Domantas Sabonis (SAC), 2022-23	14	Oscar Robertson, 65-66	13
Nikola Jokic (DEN), 2019-20	13	Norm Van Lier, 70-71	12
Nikola Jokic (DEN), 2018-19	12		
Nikola Jokic (DEN), 2022-23	12		
Nikola Jokic (DEN), 2017-18	10		

DOMINANCE FROM DOMAS

Domantas Sabonis recorded four straight double-doubles with at least 15 rebounds, including three triple-doubles from Dec. 31 to Jan. 5 and two games with 20+ rebounds. Sabonis is the first Kings player with four consecutive 15-rebound double-doubles since Sam Lacey's four game streak from Feb. 15-22, 1974. He has grabbed 78 rebounds in his last four games and is just one of two players along with Andre Drummond to record 75+ rebounds in a four game stretch. Since the 1975-96 season, Sabonis is the only Kings player with 75 rebounds in four games as he is one of two players with three 15-rebound triple-doubles this season along with Nikola Jokic (3).

In those four games, Sabonis averaged 20.5 points, 19.5 rebounds, 9.8 assists and 1.0 steals, ranking first in rebounding and tied for third in assists per game. He is the third player in NBA history to average at least 20.0 points, 19.0 rebounds and 9.0 assists over a four-game stretch, joining Wilt Chamberlain and Elgin Baylor and Maurice Stokes. Chamberlain is the last player to post those averages in four games, recording 39.3 points, 22.5 rebounds and 9.0 assists per game in four appearances from Dec. 18-26, 1963.

MONSTER NUMBERS IN MEMPHIS, PT. 2

Domantas Sabonis totaled 13 points, a season-high 21 rebounds and 12 assists in a win at Memphis on Dec. 31, his sixth triple-double of the season, as he joined Nikola Jokic and LeBron James as the only players with a 20-rebound triple-double this season. This marked the second time with the Kings that Sabonis has posted a triple-double with at least 20 boards making him one of five players in franchise history with multiple 20-rebound triple-doubles.

2023-24 20-REBOUND TRIPLE-DOUBLES			
PLAYER/DATE/OPPONENT	PTS	REB	AST
Giannis Antetokounmpo, 3/26 vs. LAL	29	21	11
Domantas Sabonis, 3/6 at LAL	16	20	12
Nikola Jokic, 2/2 vs. POR	27	22	12
LeBron James, 1/27 at GSW	38	20	12
Domantas Sabonis, 1/3 vs. ORL	22	23	12
Domantas Sabonis, 12/31 at MEM	13	21	12
Nikola Jokic, 11/23 at HOU	36	21	11

He pulled down 15 rebounds in the first half alone against the Grizzlies on Jan. 31 and added 13 points. Sabonis had another dominant performance with 20 points and 26 rebounds at Memphis on Jan. 29, including 16 first half rebounds. Sabonis is one of four players this season, to notch a double-double with 15+ rebounds in a half this season and one of two players to do so multiple times. He is also one of four players with 15+ rebounds in a half this season. This was the second time that Sabonis had 15+ rebounds in a half with Sacramento as he is the only Kings player with multiple 15-rebound halves since tracking data began during the 1996-97 season.

2023-24 15+ REBOUNDS IN A HALF		
PLAYER/DATE/OPPONENT	HALF	REBS
Anthony Davis, 3/10 vs. MIN	2	21
Jusuf Nurkic, 3/3 vs. OKC	1	16
Jusuf Nurkic, 3/3 vs. OKC	2	15
Domantas Sabonis, 1/29 at MEM	1	16
Jarrett Allen, 12/27 at DAL	2	16
Domantas Sabonis, 12/31 at MEM	1	15
Jusuf Nurkic, 12/13 vs. BKN	2	15
Deandre Ayton, 10/30 at TOR	2	15

KINGS 15+ REBOUNDS IN A HALF SINCE 1996-97		
PLAYER/DATE/OPPONENT	HALF	REBS
Domantas Sabonis, 12/19/22 vs. CHA	1	16
Domantas Sabonis, 12/31/23 at MEM	1	15
DeMarcus Cousins, 3/13/15 at PHI	1	15
Scot Pollard, 11/29/01 at DAL	1	15

AVALANCHE OF ASSISTS

Domantas Sabonis totaled 21 points, 15 assists and 13 rebounds against the Bucks on Jan. 14. Sabonis is one of four players this season to finish a game with at least 20 points, 15 assists and 10 boards and is one of two players with multiple such career games in franchise history, joining Oscar Robertson (43). This also marked the third time he has recorded a triple-double and had 15+ assists in a game as he joined Robertson (44) as one of two players in team history with three-plus such outings.

20+ POINTS, 15+ ASSISTS, 10+ REBOUNDS (2023-24)			
PLAYER/DATE/OPPONENT	PTS	AST	REB
Nikola Jokic, 3/31/24, DEN vs. CLE	26	16	18
Luka Doncic, 2/28/24, DAL @ TOR	30	16	11
Nikola Jokic, 2/25/24, DEN @ GSW	32	16	16
Nikola Jokic, 2/22/24, DEN vs. WAS	31	15	19
Luka Doncic, 2/12/24, DAL vs. WAS	26	15	11
Luka Doncic, 1/27/24, DAL vs. SAC	28	17	10
Domantas Sabonis, 1/14/23, SAC @ MIL	21	15	13
Kevin Durant, 12/21/23, PHX @ HOU	27	16	10
Luka Doncic, 12/2/23, DAL vs. OKC	36	18	15
Nikola Jokic, 11/29/23, DEN vs. HOU	31	25	10
Nikola Jokic, 11/17/23, DEN @ NOP	26	18	16

Sabonis dished out 10 assists in the first half against Cleveland on Feb. 5, his third time this season where he tallied 10 assists or more. He is one of seven players this year with 10+ assists in a half three times and one of five Kings players to accomplish the feat in a single season since 1996-97.

3+ HALVES WITH 10+ ASSISTS (2023-24)	MULTIPLE HALVES WITH 10+ ASSISTS BY KINGS PLAYER SINCE 1996-97
Tyrese Haliburton 8	Rajon Rondo, 2015-16 12
Luka Doncic 6	Domantas Sabonis, 2023-24 3
Fred Van Vleet 4	Beno Udrih, 2009-10 2
Domantas Sabonis 3	Jason Williams, 1998-99 2
Nikola Jokic 3	Jason Williams, 1999-00 2
Tyus Jones 3	
Trae Young 3	

2023-24 SACRAMENTO KINGS PLAYERS NOTES

DOMANTAS SABONIS

MAKING SAC HISTORY

Domantas Sabonis tallied his first triple-double of the season with 17 points, 13 rebounds, 13 assists and a pair of blocks in a win vs. Oklahoma City on Nov. 10. Sabonis has posted 58 career triple-doubles, including 40 in a Kings uniform, as he passed Chris Webber (14) for the most triple-doubles in the Sacramento era, and ranks second in franchise history behind Oscar Robertson.

KINGS TRIPLE-DOUBLES (SAC ERA)	
PLAYER	# OF TRIPLE-DOUBLES
Domantas Sabonis	40
Chris Webber	14
DeMarcus Cousins	6
Rajon Rondo	6
Vlade Divac	4

CAREER TRIPLE-DOUBLES BY SEASON	
Career Triple-Doubles: 58	
2023-24:	26
2022-23:	14
2021-22:	5
2020-21:	9
2019-20:	4

Sabonis has recorded at least 10 points, 10 rebounds and five assists in 129 career games with the Kings, which ranks fourth in franchise history.

FILLING IT UP

Domantas Sabonis has had a strong all-around performance this season, averaging 19.5 points, 13.8 rebounds and 8.3 assists per game in 78 games while shooting 59.5% from the field. He is one of two players, along with Giannis Antetokounmpo, averaging at least 19.0 points, 10.0 rebounds and 5.0 assists per game while shooting 59.0% or better from the field.

Sabonis is on pace to become the second player to average 19.0 points, 13.0 rebounds and 8.0 assists per game along with Wilt Chamberlain (1967-68). He has totaled 1,524 points, 1,074 rebounds (1st) and 646 assists (4th) this season and is the only player to record at least 1,500 points, 1,000 boards and 600 assists in 2023-24. Sabonis is also only the second player in NBA history to tally 1,000 boards and 600 assists in a season along with Chamberlain in 1966-67 and '67-68.

TRIPLE-DOUBLE IN DETROIT

Domantas Sabonis posted his ninth triple-double of the season with 37 points, 10 rebounds, 13 assists and three steals in a win at Detroit on Jan. 9. He is one of five players with a 35-point triple-double along with Giannis Antetokounmpo, Luka Doncic, LeBron James and Nikola Jokic and is the only player to also add three steals. Sabonis is the first Kings player with a 35-point triple-double since Mitch Richmond (38 points, 10 rebounds, 10 assists) vs. Detroit on Jan. 22, 1997. He is one of four players in franchise history with a 35-point triple-double along with Richmond, Oscar Robertson and Jack Twyman.

A MAGICAL PERFORMANCE

Domantas Sabonis posted another top-tier performance, totaling 22 points, 23 rebounds and 12 assists for his seventh triple-double of the season. He is one of three players this season with 20 points, 20 rebounds and 10 assists in a game along with Nikola Jokic and LeBron James, the 29th in NBA history and the fifth in franchise history. Sabonis is the first Kings player to post that stat line since DeMarcus Cousins had 24 points, 20 boards and 13 assists on Apr. 3, 2015 vs. New Orleans as this was just the fourth instance in the Sacramento era. Over the last 25 seasons, Sabonis is the 10th player to notch 20 points, 20 rebounds and 10 assists in a single game. This marked the second time he has had 20+ rebounds in a triple-double performance this season with multiple 20-rebound triple-doubles. Sabonis leads the NBA in games with 20+ rebounds with four.

EFFICIENT FROM THE FLOOR

Domantas Sabonis went 10-for-14 from the field, scoring 22 points vs. Milwaukee on Mar. 12. This marked the 18th time this season that Sabonis has shot 70.0% or better from the field on at least 10 attempts, which leads the NBA. This season, he is shooting 59.5% on field goal attempts, which ranks ninth.

GOING BACK-TO-BACK

Domantas Sabonis scored 21 points to go with 12 rebounds and 11 assists at Phoenix on Jan. 16 after he had 21 points, 15 assists and 13 boards at Milwaukee on Jan. 14. This marked the second time that Sabonis has had a 20-point triple-double two games in a row after posting a second consecutive 20-point triple-double with 24 points, 15 rebounds and 11 assists vs. Toronto on Jan. 5. He is the only player with six triple-double streaks of two or more games this season.

Sabonis became the 10th player in NBA history to record a triple-double with at least 20 points and 15 boards in straight games and the first since a two-game streak by Nikola Jokic from Nov. 8-12, 2021. Sabonis is the fourth Kings player to complete such a two-game streak, joining DeMarcus Cousins, Maurice Stokes and Oscar Robertson (7x).

For Sabonis, this is the second time he has had a triple-doubles in consecutive games after recording triple-doubles vs. Phoenix on Dec. 22 and Minnesota on Dec. 23. Sabonis is one of four players this season with a triple-double in consecutive contests along with Giannis Antetokounmpo, Luka Doncic and Nikola Jokic. Since joining the Kings, he has recorded a triple-double in straight games 10 times, the second-most in franchise history.

ALL IN THE PAINT

Domantas Sabonis has scored 1,098 points in the paint, ranking fifth in the NBA, which accounts for 72.0% of his total points scored (1,524) this season. He also ranks seventh in points in the paint per game, averaging 14.1 paint points per contest. Sabonis currently ranks fourth in field goals made in the restricted area with 408.

PATENTED PERFORMANCE

Domantas Sabonis had another strong outing vs. the Clippers on Apr. 2, totaling 22 points, 20 rebounds and nine assists. This marks the 33rd time this season that Sabonis has totaled at least 20 points, 10 rebounds and five assists, which is third-most in the NBA so far this season. He has posted 20-10-5 in 62 games during his Kings tenure, which ranks third in franchise history. Since joining the NBA during the 2016-17 season, Sabonis has tallied 20 points, 10 boards and five assists in 105 career games, which ranks sixth in the NBA during that span.

CRASHING THE GLASS

Domantas Sabonis secured 10+ rebounds in 25 consecutive games, the second-longest 10-rebound streak this season. Sabonis secured 15 or more rebounds in nine of those 25 games as his 340 rebounds were the most in the NBA in that span as his streak is the 10th-longest 10-rebound streak in franchise history.

DOMINANT DOMAS

Domantas Sabonis notched his six 30-point game of the season, scoring 31 points while adding 17 rebounds and nine assists vs. San Antonio on Mar. 7. This marks his 23rd career 30-point double-double and 20th with Sacramento, including his fifth career 30-point triple-double. He has tallied 30-10-5 in 18 games throughout his career, including eight times with the Kings, sixth-most in franchise history.

ON THE BOARDS

Domantas Sabonis grabbed 26 rebounds in a win at Memphis on Jan. 29, including 16 in the first half as he tied his own Sac era record for rebounds in a half (16 REB, H1 vs. CHA, 12/19/22). He is the one of two players to pull down 15+ rebounds in a half multiple times this season along with Jusuf Nurkic as his 26 rebounds were the most since Nikola Jokic had 27 vs. Charlotte on Dec. 18, 2022.

2023-24 SACRAMENTO KINGS PLAYERS NOTES



MALIK MONK

TOP NOTCH RESERVE

After a strong performance off the bench last season, Malik Monk has picked up where he left off, averaging 15.4 points and 5.1 assists per game, the only reserve with those averages this year. This season, he has totaled 1,110 points, 370 assists, 148 made 3s and 170 free throws made off the bench, which rank first, first, third and second, respectively, among reserves. Monk also sits second in points and in assists per game off the bench.

MONK'S RANKS AMONG RESERVES (MIN. 45 GP)

CATEGORY	AVERAGE/TOTAL	RANK
POINTS/GAME	15.4	2nd
POINTS	1,110	1st
ASSISTS/GAME	5.1	2nd
ASSISTS	370	1st
3-POINT FGM	148	3rd
FREE THROWS	170	2nd

OVERTIME 'LIK

Malik Monk had a strong performance off the bench vs. Memphis on Mar. 18, scoring 28 points on 10-of-19 shooting, including 7-for-7 from the free-throw line. Monk scored 12 of his 28 points in the overtime period, going 4-for-4 from the field and 4-of-4 at the charity stripe. Over the last 25 seasons, Monk is the first Kings player with 10+ points in an overtime period two times as he had 11 points in OT in a win vs. the Lakers on Oct. 29 and joins Steph Curry (2) and DeMar DeRozan (2) as the only player with multiple double-digit scoring efforts in overtime. Monk has scored 41 points in overtime periods this season, which ranks third in the NBA.

10+ POINTS IN OT (LAST 25 SEASONS)

1. De'Aaron Fox, 2/11/23 vs. DAL	14
2. Malik Monk, 3/18/24 vs. MEM	12
2. Peja Stojakovic, 3/27/01 vs. NYK	12
4. Malik Monk, 10/29/23 vs. LAL	11
5. Bogdan Bogdanovic, 2/27/19 vs. MIL	10
5. Chris Webber, 11/10/00 at GSW	10

TOP 5 IN OVERTIME POINTS (2023-24)

PLAYER/TEAM	POINTS
1. DeMar DeRozan, Chicago	53
2. Steph Curry, Golden State	43
3. Malik Monk, Sacramento	41
4. Jayson Tatum, Boston	26
5. LeBron James, L.A. Lakers	25

RED HOT IN THE SECOND HALF

Malik Monk scored 39 points in an overtime win at Minnesota on Mar. 1, including 29 second half points and six points in OT. Monk set a new career high for points in a half, surpassing his previous high of 24 points, which he had done on two occasions. Per OptaSTATS, Monk is the only player over the last 25 seasons to score 35+ points and make five-plus 3s over the final 15 minutes of regulation plus any overtime periods as his first field goal and points of the second half came from a made 3 at the 2:35 mark of the third quarter.

Since starters were officially recorded during the 1970-71 season, Monk is just the third player in franchise history with multiple 35-point performances off the bench in a season after scoring 37 points at Memphis on Jan. 3, joining Eddie Johnson (1985-86: 2) and Kevin Martin (2008-09: 2). He became the sixth player with multiple 35-point games in a season as a reserve over the last 10 seasons and the first since Kelly Oubre Jr. (2) during the 2021-22 season. For Monk, this marked the fourth time in his career that he recorded 35+ points off the bench as he is one of 12 players in NBA history with four or more career 35-point outings as a reserve, per Stathead.

DISHING OUT HISTORY

Malik Monk dished out five assists at Denver on Feb. 28, helping him surpass the franchise record for most assists in a season by a Kings reserve. Monk eclipsed his previous record of 298 assists during the 2022-23 season, recording 299 assists in just 57 games played this year. He is the only player in franchise history to rank in the Top 5 in single season assists by a reserve as Monk is on pace to become the 11th player with 300+ assists off the bench in a season.

MOST ASSISTS IN A SEASON BY A RESERVE (FRANCHISE HISTORY)

Malik Monk, 2023-24	370
Malik Monk, 2022-23	298
Larry Drew, 1981-82	284
Mike Woodson, 1982-83	251
Billy McKinney, 1979-80	245

PLAYMAKING OFF THE BENCH

Malik Monk totaled 20 points and eight assists off the bench in a win at San Antonio on Nov. 17. Monk had consecutive games with five-plus assists from Nov. 8-10 as he had a career-high 10 assists vs. Portland on Nov. 8. He ranks first in the NBA this season in games with five or more assists as a reserve with 43 after tallying six assists vs. Memphis on Mar. 18.

Monk has found success as a playmaker off drives, dishing out 153 assists off drives this season, the most in the NBA. On drives, Monk holds a 16.6 assist percentage, the third-highest percentage among players with 50+ assists off drives. His 2.1 assists per game off drives ranks tied for second.

MAGIC FROM MALIK

TOP 10 30-PT, 5-AST PERFORMANCES IN NBA HISTORY (RESERVES)

PLAYER	GAMES
Lou Williams	19
Nate Robinson	5
Jordan Clarkson	5
Jamal Crawford	5
Malik Monk	4
Spencer Dinwiddie	4
Manu Ginobili	4
Ben Gordon	4
Cazzie Russell	4
John Starks	4

MOST 20-PT, 5-AST PERFORMANCES SINCE 2022-23 SEASON (RESERVES)

PLAYER	GAMES
Malik Monk	23
Russell Westbrook	15
Malcolm Brogdon	9
Bogdan Bogdanovic	8
Jordan Clarkson	8
Jordan Poole	8
Caris LeVert	7
Austin Reaves	7
Cole Anthony	5
Bones Hyland	5
Collin Sexton	5

TOP 5 20-PT, 5-AST PERFORMANCES IN FRANCHISE HISTORY (RESERVES)

PLAYER	GAMES
1. Malik Monk	23
2. Mike Woodson	13
3. Bogdan Bogdanovic	10
4. Buddy Hield	6
5. Antoine Carr	4
5. Isaiah Thomas	4

Malik Monk scored 37 points to go with nine assists on 12-of-23 shooting, including five made 3s in a double overtime win over the Orlando Magic on Jan. 3. Monk's 37 points are the fifth-most in a game by a reserve this season as his nine assists are the most in a 30-point effort off the bench this year. He is one of six players to record at least 30 points and five assists as a reserve in a game this season.

In his time in Sacramento, Monk has totaled 30 points and five assists in three games as he is the only player in franchise history with multiple such games off the bench. He has posted 30 points and five dimes as a reserve in four career games and is one of 10 players in NBA history with four or more such games while coming off the bench.

Monk has recorded 20 points and five assists in 23 games off the bench with Sacramento after totaling 28 points and six assists vs. Memphis on Mar. 18 (2023-24: 17, 2022-23: 6), passing Mike Woodson for first in franchise history. He has scored 20+ points in 37 games with the Kings, which is the third-most by a reserve in franchise history. Since last season, Monk is first in the NBA in games with 20 points and five assists off the bench.

SIXTH MAN MONK

Malik Monk scored 37 points on 12-of-20 shooting, including 7-for-13 from 3-point range, to go with nine assists vs. Orlando on Jan. 3. He is one of five reserves with 30 points, five assists and five made 3s in a game this season, including the only with multiple games scoring 20 points, dishing out five-plus assists and making five or more 3s as a reserve with four this season.

20+ POINTS, 5+ ASSISTS, 5+ 3-POINTERS MADE OFF THE BENCH THIS SEASON

PLAYER/DATE/OPPONENT	PTS	AST	3PM
Malachi Flynn, 4/3 @ ATL	50	5	5
Dalano Banton, 3/27 @ ATL	31	5	5
Jordan Poole, 2/29 @ LAL	34	7	5
Jordan Poole, 2/25 vs. CLE	31	5	6
Corey Kispert, 2/14 @ NOP	20	5	6
Brandin Podziemski, 2/14 vs. LAC	25	8	5
Malik Monk, 2/11 @ OKC	26	5	6
Eric Gordon, 1/29 @ MIA	23	5	5
Alec Burks, 1/20 vs. MIL	33	6	7
Jordan Clarkson, 1/12 vs. TOR	21	5	5
Malik Monk, 1/4 vs. ORL	37	9	7
Caris LeVert, 12/27 @ DAL	29	7	6
Bogdan Bogdanovic, 12/22 @ MIA	23	5	6
Payton Pritchard, 12/15 vs. ORL	21	5	6
Malik Monk, 12/4 vs. NOP	21	5	5
Malik Monk, 11/17 @ SAS	20	8	6

Monk has scored 20+ points off the bench 25 times this season the most 20-point outings as a reserve in the NBA after scoring 20 points at Washington on Mar. 21. He has had 20 points and five assists in 17 games as he is one of 14 players with multiple games with 20 points and five assists off the bench as he leads the NBA in such games. Monk added five rebounds against the Grizzlies and has four games with at least 25 points, five rebounds and five assists this season, which is tied for the third-most such games in a season by a reserve since starters were first during the 1970-71 season. Monk has the most 25-5-5 games off the bench since Manu Ginobili (5) during the 2007-8 season.

10+ 20-POINT PERFORMANCES (RESERVES)

PLAYER/TEAM	20-PT GM
Malik Monk, Sacramento Kings	25
Bogdan Bogdanovic, Atlanta Hawks	14
Jordan Clarkson, Utah Jazz	14
Tim Hardaway Jr., Dallas Mavericks	12
Caris LeVert, Cleveland Cavaliers	12
Bobby Portis, Milwaukee Bucks	12
Norman Powell, LA Clippers	12

Dating back to last season when Monk joined the Kings, Sacramento is 27-10 in games where he scores 20+ points or more.

2023-24 SACRAMENTO KINGS PLAYERS NOTES

MALIK MONK

COMING HOME

Malik Monk scored a game-high 27 points on 10-of-13 shooting, including 4-for-5 from 3-point range, in just 21 minutes in a win at Memphis on Dec. 31. A native of nearby Lepanto, Arkansas, Monk put on a showing as he became the third player in NBA history with at least 25 points, five assists and four rebounds in 21 minutes played or fewer and the only player to do so off the bench since starters were first recorded during the 1972-72 season.

25+ POINTS, 5+ ASSISTS, 4+ REBOUNDS IN 21 MINUTES PLAYED OR LESS (NBA HISTORY)

PLAYER/DATE/OPPONENT	PTS	AST	REB	MP
Malik Monk, 12/31/23, SAC @ MEM	27	5	4	21
Norm Van Lier, 3/10/73, CHI vs. BAL	28	4	8	20
Dolph Schayes, 2/8/61, SYR vs. BOS	28	5	19	20

Monk became the fourth player in NBA history with 25 points and five assists off the bench in 21 minutes or less. This marked the second game of his career with 20 points and five assists while recording 21 minutes or less as he is one of five players in NBA history with multiple such performances along with Robert Pack (3), John Mengelt (2), J.J. Barea (2) and Montrezl Harrel (2).

25+ POINTS, 5+ ASSISTS IN 21 MINUTES PLAYED OR LESS OFF THE BENCH (NBA HISTORY)

PLAYER/DATE/OPPONENT	PTS	AST	MP
Malik Monk, 12/31/23, SAC @ MEM	27	5	21
Tyler Herro, 12/21/21, MIA vs. IND	26	5	21
Ricky Sobers, 2/3/85, SEA @ PHX	26	7	21
John Paxson, 4/15/84, SAS vs. DEN	25	6	19

A 20-POINT STRETCH

Malik Monk went 9-of-16 from the 1, marking his fourth consecutive game with 20+ points at Phoenix on Feb. 13, tying the longest streak of his career, and sixth 20-point game over his seven-game span from Feb. 3-13. In those seven games, Monk averaged 22.3 points (54.2 FG%) and 5.2 assists per game as he was the only player averaging 20.0 points and 5.0 assists off the bench during that stretch. He was also the only reserve scoring at least 20.0 points per contest.

KEEPING IT CLUTCH

Malik Monk has scored 290 points in the fourth quarter this season, second-most by a reserve this season, including 98 clutch points, which is tied for the 10th-most total clutch points this season. In 28 games that qualified for clutch time, Monk is averaging 3.5 clutch points per outing, the seventh-highest scoring average in the league as he is also dishing out 0.6 clutch assists per outing. He has dished out 16 assists in qualified clutch games, tied for 19th in the NBA and grabbed 18 rebounds, as he is one of nine players with 90 points, 15 rebounds and 15 assists in clutch time.

GETTING TO THE LINE

Malik Monk scored 23 points in a win vs. Portland on Nov. 8, going 15-for-19 from the free-throw line, tied for the 12th-most free throw attempts by any player in the NBA this season. Monk set new career highs in free throws made and attempted as he attempted the most free throws by a reserve since Lou Williams (19 FTA) on Nov. 3, 2015 vs. Denver.

Since starters were recorded by the NBA in 1970-71, Monk has the most free throws made and attempted by a player off the bench in franchise history. His 15 made free throws are the most by a Kings player since DeMarcus Cousins went 20-for-22 from the line at Philadelphia on Jan. 30, 2017. Monk also had the most free throw attempts for Sacramento since Cousins (19 FTA) on Feb. 14, 2017 at Los Angeles.

In the fourth quarter and overtime, Monk went a perfect 12-of-12 from the charity stripe, including 10-for-10 in the fourth period alone. He was the first player this season to make 10 free throws without a miss in the final quarter of a game and the first reserve since Nate Robinson (10-10 FT) on Jan. 7, 2015 vs. Orlando. He is the first bench player with at least 10 made free throws in the fourth quarter since Danilo Gallinari on Apr. 4, 2021 vs. GSW.

MALIK CALLS GAME

Malik Monk knocked down a fadeaway from 13-feet to give Sacramento a 124-123, marking his second career game-winner (10 seconds or less). Monk also had a game-winning bucket in a win over Detroit on Nov. 15, 2019. This marked the first game-winner for the Kings this season and the first since De'Aaron Fox on Mar. 15, 2023 at Chicago.

MAKING HIS MARK

Malik Monk continues to have an impact off the bench for Sacramento, scoring the seventh-most points scored by a reserve in franchise history with 2,149 points, passing Lawrence Funderburke (1,951) at the Lakers on Mar. 7. Monk has the most assists off the bench in franchise history with 668 assists, passing Bobby Jackson (629) vs. Milwaukee on Mar. 12. He also surpassed Bogdan Bogdanovic (225) for made 3s off the bench versus Orlando as Monk has knocked down 291 triples. Monk is currently one of two players in franchise history to rank in the Top 5 in both made 3s and total assists off the bench along with Jackson.

'LIK NOTCHES 20 AND 10

Malik Monk scored 23 points and added 10 assists and a pair of blocks vs. Detroit on Feb. 7, tying his career high in assists for his fourth career double-double. This marks Monk's second game of the season with 20 points and 10 assists after posting 23 points and 10 dimes vs. Portland on Nov. 8. He is one of two players this season with multiple games of 20 points and 10 assists off the bench and the only reserve with 20 points, 10 assists and two blocks in a game.

20 POINTS, 10 ASSISTS IN A GAME (FRANCHISE HISTORY)

Malik Monk	2
Bogdan Bogdanovic	2
Tiny Archibald	1
Ty Lawson	1
Mike Woodson	1

20 POINTS, 10 ASSISTS IN A GAME BY A RESERVE (2023-24)

Malik Monk, SAC	2
Jordan Clarkson, UTA	2
Scout Henderson, POR	1
T.J. McConnell, IND	1
Collin Sexton, UTA	1

Monk joins Bogdan Bogdanovic as the only players in franchise history with multiple games of 20 points and 10 assists off the bench during their Kings tenure as he is the first with multiple such performances in the same season.





KEEGAN MURRAY

RECORD BREAKING NIGHT

Keegan Murray had one of the most prolific scoring outings in franchise history, scoring a career-high 47 points on 16-of-23 shooting, including 12-for-15 from 3-point range. Murray's 12 3s set a new single-game franchise record, surpassing Buddy Hield's previous record of 11 3-pointers at Boston on Nov. 25, 2019. He became the seventh player in NBA history with 12+ made 3s in a game as this was the 10th instance a player had 12+ triples. Murray's 47 points are the most by a Kings player since DeMarcus Cousins (55) on Dec. 20, 2016 as he is the seventh player to score 45 points or more in the Sacramento era.

Murray set an NBA record for a single-game with 11 straight made 3-point field goals as he scored 26 of his 47 points in the third quarter alone. In that third quarter, he also knocked down seven triples, setting franchise records for points and made 3s in a quarter. Murray broke Mitch Richmond's scoring record (25 points in Q4, 12/15/96 at HOU) and surpassed Harrison Barnes (6 3s in Q3, 10/20/21 at POR) and Omri Casspi (6 3s in 2nd, 12/28/15) for the most 3-pointers in a quarter.

This season, Murray's 12 3s are the most by any player as he is one of eight players to make 10+ 3-pointers in a game along with Bogdan Bogdanovic, Steph Curry (2x), Donte DiVincenzo, Sam Hauser, Trey Murphy III, Karl-Anthony Towns and Fred VanVleet. Murray's 26 third quarter points are tied for the third-most in the Association this season as he is one of six players with 25+ points in a quarter this season. He is one of three players this year to make seven 3s in a single quarter.

12+ 3S IN A GAME, NBA HISTORY

PLAYER/DATE	# OF 3S
Klay Thompson, GSW @ CHI, 10/29/18	14
Damian Lillard, POR vs. HOU, 2/26/23	13
Zach LaVine, CHI @ CHA, 11/23/19	13
Steph Curry, GSW vs. NOP, 11/7/16	13
Klay Thompson, GSW vs. OKC, 2/6/23	12
Klay Thompson, GSW vs. HOU, 2/24/23	12
Keegan Murray, SAC vs. UTA, 12/16/23	12
Donyell Marshall, TOR vs. PHI, 3/13/05	12
Steph Curry, GSW @ OKC, 2/27/16	12
Kobe Bryant, LAL vs. SEA, 1/7/03	12

45-POINT GAMES, SAC ERA (1985-PRESENT)

PLAYER	# OF GM
Kevin Martin	4
DeMarcus Cousins	4
Danny Ainge	1
Mitch Richmond	1
Chris Webber	1
Malik Monk	1
Keegan Murray	1

2023-24 25-POINT QUARTERS

PLAYER/DATE	POINTS	QUARTER
Joel Embiid, 11/6 vs. WAS	29	Q3
Devin Booker, 1/26 @ IND	29	Q1
Tyrese Haliburton, 11/21 @ ATL	26	Q3
Keegan Murray, 12/15 vs. UTA	26	Q3
Mikal Bridges, 12/2 vs. ORL	26	Q1
Giannis Antetokounmpo, 12/13 vs. IND	26	Q4
Devin Booker, 1/19 @ NOP	25	Q1
Joel Embiid, 1/22 vs. SAS	25	Q3
Tyrese Haliburton, 11/4 vs. CHA	25	Q4

HIGH LEVEL EFFICIENCY

Keegan Murray scored 33 points going 12-for-18 from the field and 7-of-11 from behind the arc at Miami on Jan. 31, ending the game with a true shooting percentage of 87.4%. He has now had three games this season with 30 points with an 85.0% or better true shooting percentage, tied for the second-most in the NBA, as he is one of 17 players with multiple such games.

Murray had 32 points on 13-of-17 shooting while going 5-for-9 from behind the 3-point line as he finished with a 91.7 true shooting percentage at Detroit on Jan. 9. That was the second time Murray has had 30+ points with a 90.0+ true shooting percentage after his 47-point performance vs. Utah on Dec. 16 with a 94.9 TS%. Murray is one of five players, along with Steph Curry, Luka Doncic, Paul George and Kawhi Leonard, with multiple such performances.

READY, SET, CHARGE!

Keegan Murray is leading the Kings in charges drawn with 13 this season, tied for 10th in the NBA. Murray has drawn 12 of his 13 charges since Jan. 1 as he ranks third in total charges over that span.

DEFENDING THE ISO

Keegan Murray has shown a strong defensive presence in isolation, ranking in the 91.4 percentile in isolation defense. Murray has defended 109 isolation possessions, fourth-most in the NBA. He has held opponents to 0.69 points per possession in isolation while limiting opponents to 28.9% shooting and a 30.7% effective field goal percentage in those instances, which rank first, second and first, respectively, in the NBA among 106 players to defend at least 50 isolation possessions this season.

WINNING WITH 20

Keegan Murray notched his second straight 25-point game with 25 points at Charlotte on Jan. 10. This marked the second time in Murray's career that he had 25+ points in consecutive games.

Murray now has 17 20-point games this season. Since joining the NBA last season, Murray has scored 20 points or better in 30 career contests as the Kings are 23-7 in those games.

A STRONG THREE-GAME STRETCH

Keegan Murray had back-to-back 25-point performances for the second time this season, scoring 32 points on 13-of-17 shooting, including 5-for-9 from behind the arc at Detroit on Jan. 9, followed by a 25-point, six-rebound outing at Charlotte on Jan. 10. This also marked the second time that Murray has had 25 points and five rebounds with a 65.0+ true shooting percentage this season as he is one of 10 players with multiple such streaks.

In three games from Jan. 9-12, Murray averaged 24.0 points (61.2 FG%, 47.8 3pt%), 6.3 rebounds and 2.7 assists per game. He was one of five players over that stretch to post averages of 20.0 points and 5.0 rebounds per contest while shooting 60.0% from the field and 45.0% from 3-point range or better.

FROM DOWNTOWN

Keegan Murray had a strong month of December, averaging 17.2 points per game on 49.2% shooting from the floor while knocking down 44.0% of his 3-point attempts. In December, Murray made 40 3-pointers, which ranked tied for 16th.

Murray scored 109 points off catch-and-shoot opportunities, including 35 catch-and-shoot triples, in December, ranking fourth in both points and 3s, while shooting 44.9% on catch-and-shoot 3-point attempts.

SCORING WITH EFFICIENCY

Keegan Murray was on a tear over five games from Dec. 11-18, averaging 25.6 points (58.7 FG%, 60.6 3pt%, 87.0 FT%), 5.2 rebounds and 1.4 steals per game. Murray was the only player to average 25.0 points and shoot 60.0% from 3-point range and one of four players, along with Kawhi Leonard, Anthony Davis and Jalen Brunson, to post 25.0 points per game on 50.0% shooting from the floor and 3-point range.

Over that five-game stretch, Murray knocked down 20 3-pointers, which ranks tied for fifth. Of his 20 3-point field goals made, 19 of those were catch-and-shoot 3s, which was tied for the most in the NBA. Murray is 19-for-29 on catch-and-shoot opportunities beyond the arc, shooting 65.5% in those five games.

SECOND-YEAR LEAP

Keegan Murray is averaging 15.1 points, 5.4 rebounds, 1.7 assists and 1.00 steals in 73 contests. Among second-year players, Murray ranks fourth in points, eighth in rebounds, second in steals and first in 3-pointers made (2.3) per game.

He has totaled 1,103 points (4th), 393 rebounds (7th), 73 steals (3rd) and 168 3s (1st).

2023-24 SACRAMENTO KINGS PLAYERS NOTES

KEVIN HUERTER

HUERT EM' ON THE BOARDS

Kevin Huert recorded his second double-double of the season, including the second time over his last five games, posting 12 points and 10 rebounds at Golden State on Jan. 25. Huert had a 26-point, 10-rebound double-double at Milwaukee on Jan. 14. This is the third time that Huert has had multiple double-doubles in a season as he averaged 17.4 points, 5.4 rebounds and 1.4 steals per game, ranking second in the team in rebounding in five games from Jan. 14-25, and made 4.0 3s per game.

FINDING IT FROM RANGE

Kevin Huert scored a career-high 31 points on 11-of-17 shooting, including seven made 3s on 12 attempts from behind the arc. Six of Huert's seven 3-pointers were catch-and-shoot 3s as his 13 catch-and-shoot made 3s over his last three games leads the NBA.

In his last three games, Huert has scored 39 points from catch-and-shoot opportunities, the most in the NBA. He is averaging 22.3 points, 5.0 rebounds, 3.0 assists and 1.3 steals per game over his last three outings while shooting 62.5% from the floor and 55.6% from 3-point range. Huert ranks fourth in the NBA in 3-point field goals made (15) over every player's last three games.

A LITTLE BIT OF EVERYTHING

Kevin Huert shot 8-for-14 from the field, including 4-of-7 from behind the 3-point line, to go with nine rebounds and five assists. For Huert, this marked the second time this season he has had at least 20 points and nine rebounds. This is the first time in Huert's career that he had 20 points and nine rebounds in multiple games this season as he had 28 points and nine rebounds vs. Oklahoma City on Nov. 10. This was Huert's first game of the season with at least 20 points, five rebounds and five assists. He has now had nine such games in his career.

HITTING THE GLASS

Kevin Huert had a near double-double with 28 points and nine rebounds vs. Oklahoma City on Nov. 10. For his career, this marked the fifth game that Huert has had at least 20 points and nine rebounds, including the first time since notching 29 points and nine boards vs. Phoenix on Mar. 24, 2023.

This season, Huert has collected five-plus rebounds in 19 games.

GONE STREAKING

Kevin Huert posted his third straight 20-point performance, scoring 28 points on 10-of-16 shooting, including 6-for-11 from 3-point range at Los Angeles on Nov. 15. This marked the third time in Huert's career that he has scored 20+ points in three consecutive contests and the first time since a three-game streak from Oct. 29-Nov. 2, 2022.

Huert averaged 25.3 points and 5.0 rebounds per game while knocking down 5.3 3-point field goals per outing from Nov. 10-15, making him the only player to post those averages in the NBA over that time.

RED VELVET'S RANGE

Kevin Huert had another strong outing against the Lakers on Nov. 15, scoring 28 points on 10-for-16 shooting, including 6-of-11 from behind the 3-point line, tying his season high in 3s made. Huert made five-plus 3s in consecutive games for the seventh time in his career. He has also made three or more triples in five straight games for the second time in his career, marking the longest such streak since a five-game streak from Oct. 29-Nov. 7, 2022.

Huert knocked down four or more 3-pointers in four consecutive games for the second time in his career. He also had four straight games with four-plus made 3s from Mar. 25-31, 2022.

HEATING UP IN THE FIRST

Kevin Huert had a strong outing in a win vs. Oklahoma City on Nov. 10, scoring 28 points on 11-of-19 shooting to go with nine rebounds and three steals. Huert got going early with 15 first quarter points, going 6-for-8 from the field and 3-of-5 from beyond the arc in the first 12 minutes of action, setting a new career high in points in the first quarter. It marked the most points in the first quarter by a Kings player since Domantas Sabonis (17) on Feb. 1, 2023 at San Antonio.

Huert's previous high for points in the opening quarter was 14 against Boston on Nov. 17, 2021. This marked the sixth time in his career that he had 15+ points in any quarter and the first time since a 16-point second quarter vs Phoenix on Mar. 24, 2023.

HARRISON BARNES

IRON MAN

Harrison Barnes has appeared in 218 consecutive games, starting each of those contests, which is the second-longest active games played streak in the NBA, per Elias Sports Bureau.

ACTIVE GAMES PLAYED STREAK

PLAYER	GAMES
Mikal Bridges	381
Harrison Barnes	218
Jordan Poole	205

HB'S HEATER

Harrison Barnes scored a career-high 39 points going 14-for-24 from the field and 7-of-12 from 3-point range, also setting a career high for field goals made. Barnes' 39-point performance comes on the heels of a 32-point outing vs. Atlanta on Jan. 22. This is the second time in his career that he has had back-to-back 30-point games as he also had a two-game streak from Nov. 6-8, 2016. Barnes scored 71 points in those two games, the most points he has scored over a two-game span in his career as he had tallied 65 points over the two-game stretch from Nov. 6-8 during the 2016-17 season.

20 FOR HB

Harrison Barnes finished with 20 points and six boards in a win at Dallas on Jan. 27, marking his third straight game with 20+ points after scoring 30+ points in his last two appearances (39 at GSW on 1/25, 32 vs. ATL on 1/22). This is the first time this season that Barnes has had scored 20 points or more in three straight games and the first time since a three-game streak from Feb. 28-Mar. 4, 2023.

In that span, Barnes averaged 30.3 points (54.5 FG%, 55.6 3pt%) and 1.3 steals per game.

A [VERY] WARM WELCOME TO THE SEASON

Harrison Barnes started his 2023-24 season with a bang, scoring 33 points on 11-of-16 shooting, including 5-for-7 from 3-point range and a perfect 6-of-6 at the free-throw line. Barnes scored 27 of his 33 points in the first half alone, marking the most points in a first half in a season opener by a Kings player since tracking data began in 1996-97. Over that span, Barnes is only the third Sacramento player to post at least 20 points in a first half in the season opening contest along with Kevin Martin (24, 10/28/19 at OKC) and Buddy Hield (22, 10/23/19 at PHX).

MULTIPLE 30-POINT GAMES IN OPENER

Jack Twyman	4
Oscar Robertson	3
Tiny Archibald	2
DeMarcus Cousins	2
Harrison Barnes	2

Additionally, Barnes is only the second player since '96-97 to post 27 points in the first half in any game of a season, joining Isaiah Thomas who had 27 first half points at OKC on Jan. 19, 2014.

ANOTHER STRONG OPENER

Harrison Barnes posted 33 points in a win at Utah on Oct. 25, marking his second 30-point performance in a season opener during his Kings tenure. Barnes also finished with 36 points in the season opener at Portland on Oct. 20, 2021 making him the fifth player in franchise history with multiple 30-point outings in the first game of a season.

Barnes totaled 27 first half points, setting a career high for points in the opening half and falling one point shy of his career high for points in any half when he scored 28 points in the second half at Portland on Oct. 20.



MORE NOTES

DYNAMIC DUO

Sacramento Kings forward-center Domantas Sabonis finished with 31 points and 17 rebounds while guard De'Aaron Fox added 33 points, five rebounds five assists in a win vs. San Antonio. This marks the fourth time that the duo has each posted 30 points in the same game as the Kings are 2-2 in those instances.

This season, Sacramento's duo is averaging a combined 46.0 points, 18.4 rebounds and 13.9 assists per contest. Sacramento is one of five teams with two players averaging at least 19.0 points and 5.0 assists per game, including Atlanta (Dejounte Murray, Trae Young), Milwaukee (Giannis Antetokouno, Damian Lillard), Philadelphia (Joel Embiid, Tyrese Maxey) and Phoenix (Devin Booker, Kevin Durant).

THE SACRAMENTO THIEVES

The Sacramento Kings finished with 20 steals as seven players for Sacramento tallied two or more steals for just the third time in franchise history. The Kings had seven players with multiple steals vs. Toronto on Jan. 30, 1996 and vs. Philadelphia on Jan. 2, 1993.

All five of Sacramento's starters posted multiple steals for the 11th time in franchise history and the first time since Nov. 9, 2022. De'Aaron Fox (4), Harrison Barnes (4) and Domantas Sabonis (3) all had at least three steals as this was the first instance where three starters had three-plus steals in a game since Dec. 10, 2018 against Chicago. It also marked the first time two starters had four or more steals since Jan. 30, 2020 vs. the LA Clippers.

DPOG TRACKER

The Sacramento Kings award a player for their efforts on the defensive end of the floor with the Defensive Player of the Game crown. Below is the list of winners so far this season.

DEFENSIVE PLAYER OF THE GAME WINNERS

Harrison Barnes	4	10/25 at UTA, 12/16 vs. UTA, 2/25 at LAC, 3/13 vs. LAL
Mike Brown*	1	11/13 vs. CLE
Chris Duarte	3	11/17 at SAS, 1/5 vs. TOR, 2/14 at DEN
Kessler Edwards	1	11/24 at MIN
Keon Ellis	6	11/10 vs. OKC, 12/8 at PHX, 3/1 at MIN, 3/12 vs. MIL, 3/20 at TOR, 3/23 at ORL
De'Aaron Fox	8	11/19 at DAL, 11/28 vs. GSW, 12/22 vs. PHX, 2/2 at IND, 2/3 at CHI, 2/9 vs. DEN, 2/22 vs. SAS, 3/31 vs. UTA
Kevin Huerter	1	10/29 vs. LAL
Alex Len	2	1/10 at CHA, 4/2 vs. LAC
Trey Lyles	2	1/3 vs. ORL, 1/9 at DET
JaVale McGee	1	12/2 vs. DEN
Davion Mitchell	3	12/29 at ATL, 1/22 vs. ATL, 3/25 vs. PHI
Malik Monk	1	12/14 vs. OKC
Keegan Murray	5	11/15 at LAL, 12/11 vs. BKN, 1/25 at GSW, 1/27 at DAL, 4/7 at BKN
Domantas Sabonis	6	11/8 vs. POR, 12/18 vs. WAS, 12/31 at MEM, 1/29 at MEM, 3/6 at LAL, 3/18 vs. MEM

*represents Coach Brown's 400th career win

DEFENSIVE PRESENCE

Keon Ellis recorded a career-high five blocks in a win vs. Memphis on Mar. 18, marking the first time a Kings player had five blocks in a game since Damian Jones (6) on Apr. 1, 2022 at Houston. Ellis is one of six guards this season to block at least five shots in a game and one of seven reserves with a five-block game. He is one of two guards with five blocks off the bench along with Amen Thompson (5, 3/8/24 at POR) as he had a steal streak of five games with a career-high tying four steals at Toronto on Mar. 20. Ellis notched a block in four consecutive contests as well.

Over those five outings, Ellis averaged a league-leading 2.6 steals per game as his 13 total steals also ranks first. In that five-game stretch, he recorded 19 deflections, fourth in the NBA, and was just one of two players with at least 10 steals and eight blocks in that time along with Anthony Davis.

MAKING THE MOST OF THE START

Keon Ellis earned his 17th start of the season at Brooklyn on Apr. 7. Ellis is now 12-6 this season when being placed in the starting lineup, averaging 7.2 points, 3.5 rebounds, 2.4 assists and 1.6 steals over those 17 games. He has totaled 28 steals during his 17 starts, including three or more steals in six of those outings as the Kings are +80 with Ellis on the floor in those outings.

NO TIME NEEDED

Kings guard Keon Ellis had a career outing at Houston on Nov. 6, posting 15 points, all in the fourth quarter, on 5-of-7 shooting, including 4-for-6 from 3-point range in just 14 minutes of play. Over the last 10 seasons, Ellis is the seventh Kings player to score at least 15 points while playing 15 minutes or less in a game and the first since Malik Monk (15 points in 15 minutes) on Jan. 13, 2023 vs. Houston.

Ellis is just the second player in franchise history to score 15 points in 15 minutes or less while also knocking down four 3-pointers along with Monk. He is the third player with four triples in 15 or fewer minutes of game action, joining Monk and Peja Stojakovic (Apr. 15, 2005 at LAL).

2023-24 SACRAMENTO KINGS

TEAM NOTES

DEFENSIVE SINCE THE BREAK

The Sacramento Kings beat the Brooklyn Nets on Apr. 7, 107-77, holding the Nets to opponent season lows in points, field goal percentage (34.9%), field goals made (30) and assists (17) while blocking a season-high 12 shots. For Sacramento, this marked the fewest points allowed since Feb. 3, 2014 vs. Chicago when the Kings gave up just 70 points in a win over the Bulls. The Kings are now 10-1 this season when holding an opponent to under 100 points, including 5-1 since the All-Star break, as Sacramento is tied for the fifth-most games limiting their opposition to below 100 points in that span.

In 24 games after the break, Sacramento is allowing 108.8 points per game to their opponents, which ranks ninth, while holding the ninth-best defensive rating (111.1).

MARCHING ALONG

The Sacramento Kings notched their 10th win of March with a win over Utah on Mar. 29, 127-106, and went 10-6 (.625) that month. The Kings had the 10th-highest win percentage and were tied for the sixth-most wins in the month of March while averaging 114.2 points (9th), 45.7 rebounds (5th), 11.5 offensive rebounds (8th) and 28.1 assists (9th) per game. Sacramento also ranked seventh in free throw percentage (80.1%), ninth in +/- (4.8), fifth in second chance points (15.8) and fifth in fast break points (17.2) per outing.

Sacramento was seventh in defensive rating (110.8) in March and held the eighth-best net rating (5.2). The Kings held their opponent to under 100 points four times in March (3-1) after limiting their opponents to fewer than 100 in just five games prior to March. Sacramento has also been active on the defensive end, ranking fifth in steals (8.6) and fifth in deflections (16.5) per contest and limiting their opposition to 9.6 second chance points (1st) and 10.5 fast break points (1st) per game.

UNDER 100

The Sacramento Kings defeated the Brooklyn Nets, 107-77, on Apr. 7, setting a new season low for opponents points. The Kings are 10-1 when holding their opponent to under 100 points as they have held their opponent to under 100 points in six games since Mar. 1. In that time, Sacramento ranks eighth in opponent scoring (107.2), fifth in field goal percentage (45.6%) and fifth in defensive rating (109.3). The Kings also limited Brooklyn to an opponent season-low tying 34.9% shooting from the field. The Kings are 5-0 this season when their opponent scores less than 100 points and shoots under 40.0% from the floor. The Kings also held Milwaukee to seven 3s on 39 attempts (17.9%) on Mar. 12, setting a new season low for opponent 3-point shooting percentage.

ACTIVE ON THE DEFENSIVE END

The Sacramento Kings beat the Denver Nuggets, 135-106, for their largest margin of victory at home this season on Feb. 9. Sacramento forced 21 turnovers against Denver while scoring a season-high 37 points off their opponent's turnovers. This season, Sacramento has five games where their opponent has turned the ball over 20+ times and rank tied second in wins in the NBA in those games with a record of 5-0.

The Kings totaled 11 steals, their fourth game with double-digit steals over seven games from Jan. 31-Feb. 9. The Kings have 18 games with 10+ steals this season as they are 13-5 (.722) in those instances, tied for the sixth-most wins along with the eighth-highest win percentage. Sacramento averaged 9.4 steals, which ranked first over those seven contests, and 14.6 deflections per game.

Sacramento is now 19-6 (.760) this season when holding their opponent to fewer than 110 points after limiting the Nets to 77 points in a win on Apr. 7. When holding their opponent to 20 fourth quarter points or less, Sacramento is 9-4 (.692) this season, which ranks tied for the seventh-most wins and tied for the fifth-most such games overall.

HITTING THE MARK

The Sacramento Kings beat Utah on Mar. 29, 127-106, marking the 40th time this season that Sacramento has scored 120+ points or more. The Kings rank third in games with 130+ points (13-1), third in games with 120+ points and are 36-4 in those instances, tied for the second-most wins with 120.

KINGS OF OVERTIME

The Sacramento Kings beat the Memphis Grizzlies, 121-111, in overtime on Mar. 18, moving Sacramento to 5-1 in overtime games this season. The Kings have played in the third-most OT games on the year and are tied for the second-most wins while holding the third-best win percentage in games that went past regulation. In overtime contests, Sacramento is averaging 12.5 points (5th) and shooting 53.2% from the field (4th).

RANKS AROUND THE LEAGUE

The Sacramento Kings rank in the Top 10 in the NBA this season in the categories below.

TOP 10 RANKINGS IN THE NBA

CATEGORY	AVERAGE	RANK
POINTS	116.7	9TH
FIELD GOALS	43.5	7TH
3-POINT FIELD GOALS	14.3	4TH
ASSISTS	28.5	7TH
POINTS IN THE PAINT	51.3	10TH
TRANSITION POINTS	24.4	6TH
ASSIST PERCENTAGE	65.5%	6TH
ASSIST-TO-TURNOVER RATIO	2.16	4TH
ASSIST RATIO	19.9	8TH
REBOUND PERCENTAGE	50.9%	9TH
DEF. REBOUND PERCENTAGE	74.6%	1ST
OPP. SECOND CHANCE POINTS	10.8	1ST
OPP. FAST BREAK POINTS	11.6	2ND

SHOOTING AT A HIGH CLIP

The Sacramento Kings scored 135 points while shooting 58.6% from the field, 50.0% from behind the arc and a season-high tying 88.9% from the free-throw line in a win vs. Denver on Feb. 9. Sacramento also dished out 32 assists against the Nuggets as the Kings are now 3-0 this season when scoring 130 points, shooting 50.0% from the field and 3-point range and dishing out 30+ assists. Sacramento is tied for the third-most such games this season as they are 13-1 when reaching 130 points, tied for the third-most wins and tied for the third-most such games overall.

FINDING IT DEFENSIVELY

The Sacramento Kings held the Brooklyn Nets to 77 points in a win on Apr. 7, including a season-low tying 30 made field goals for an opponent. Sacramento is 10-1 this season in games when holding their opponent to fewer than 100 points as the Kings also limited Brooklyn to an opponent season-low 34.9% shooting from the field and are 8-0 in outings when holding their opponent to under 40.0% from the floor. Sacramento also added 10 steals against the Raptors on Mar. 20 and is to 13-5 this season in instances with double-digit steals.

PROLIFIC ON OFFENSE

The Sacramento Kings beat the Utah Jazz on Mar. 31, 127-106, shooting 53.6% from the field and 50.0% from 3-point range. The Kings also dished out 34 assists as this marked the 12th time this season where Sacramento has shot 50.0% from the floor and 40.0% from beyond the arc while scoring 120+ points and adding 30+ assists. In those instances, Sacramento is 11-1 as their 12 such games ranks tied for fourth while ranking tied for fourth in wins.

The Kings are now 11-3 when hitting 50-40 shooting splits and dishing out 30+ assists, tied for the fifth-most such games this season, including tied for the seventh-most wins. Sacramento has 14 games this season shooting 50.0% from the floor and 40.0% from downtown and are 12-4 in those outings.

GETTING IN THE PAINT

The Sacramento Kings posted their 45th game of the season with 50+ paint points, scoring 52 vs. Philadelphia on Mar. 25 after scoring a season-high 82 paint points at Detroit on Jan. 9. The Kings are now 34-11 (.756) this season when scoring 50+ points in the paint. Sacramento is averaging 23.0 paint touches per contest, which ranks eighth in the NBA, while averaging 19.2 points and 1.4 assists (T-3rd) per game off paint touches.

GAME OF SEASON HIGHS

The Sacramento Kings set new season highs with 36 fast break points and 28 second chance points in a win at Toronto on Mar. 20. Sacramento's 36 fast break points are the fifth-most scored by the Kings over the last 10 seasons as they had 10+ fast break points in eight straight games, including 15+ in seven of those contests Mar. 6-20. In those eight games, the Kings averaged 19.5 points on fast break opportunities. Sacramento had double figure scoring on second chances in five straight games, which ranked second in second chance points per game in that time (17.4).

2023-24 SACRAMENTO KINGS

TEAM NOTES



COOKING UP OFFENSIVELY

The Sacramento Kings had another blistering night on the offensive end in a win vs. Toronto, scoring 130 points shooting 52.0% from the field and 55.3% from 3-point range while dishing out 35 assists. This marks the second time this season that the Kings have hit those markers in a single game as they are one of five teams with multiple such games.

In five games from Dec. 29-Jan. 5, Sacramento scored 123.4 points (5th) and shot 49.4% from the field (9th) and 43.2% from behind the arc (2nd). In that five-game span, the Kings also ranked second in assists (31.4) and tied for third in rebounds (49.0) per game while leading the NBA in made 3s (16.6) per outing. Sacramento posted 19.4 second chance points (T-3rd) and 56.8 points in the paint (2nd) per game in those five contests.

SERVING IT UP

The Sacramento Kings dished out 35 assists in a win over Toronto on Jan. 5, their second straight game with 35+ assists and the second such streak this season. This marks the 12th instance in franchise history where the Kings have had 35+ assists in consecutive games and the first such streak, prior to this season, since a two-game streak from Feb. 10-15, 1994. The Kings have 35+ assists in seven games (7-0), tied for the fifth-most such wins and tied for the eighth-most such games, after a season-high 39 assists at Detroit on Jan. 9.

ARTISTRY IN THE PAINT

The Sacramento Kings scored 76 points in the paint vs. San Antonio on Mar. 7, their second consecutive game with 70+ paint points after scoring 76 in the painted area at the Lakers on Mar. 6. The Kings are now 4-1 when scoring 70+ paint points and have scored 70+ paint points four times over their 15 last games, including 50+ points in the paint in 12 games during that stretch.

In 10 games from Feb. 13 to Mar. 7, Sacramento led the NBA in paint points per game, scoring 61.6 points in the paint. The Kings were 4-1 over a five-game stretch from Feb. 28 to Mar. 7, recording 62.8 points in the paint per contest, which also led the league in that period.

LETHAL OFFENSE

The Sacramento Kings scored 127 points in a win over Utah on Mar. 31, shooting 53.6% from the field and 50.0% from 3-point range. This season, Sacramento is 27-5 when shooting 50.0% from the floor, including 12-4 when also shooting 40.0% or better from beyond the 3-point line. The Kings had 34 assists against the Nets on Apr. 7 and are 27-5 in games where they have tallied 30+ assists as 32 games with 30+ assists ranks fifth in the league while their 27 wins ranks tied for second.

The Kings have made 20+ 3s in seven games after making 20 against the Jazz, which is tied for the sixth-most such games as they are 6-1 in those instances, also tied for fifth in wins. Sacramento has made 15+ triples in 36 games this season, which ranks fourth, and are 26-10 (.722).

OFFENSIVE EXPLOSION

The Sacramento Kings scored 131 points going 48-for-94 from the field (51.1 FG%) and 25-of-45 from 3-point range (55.6 3pt%) in a win vs. Brooklyn on Dec. 11. The Kings set a new franchise record in 3-pointers made, surpassing their previous record of 23 set vs. Orlando on Jan. 9, 2023. Sacramento also dished out 38 assists as this marked the seventh time in NBA history that a team has shot 50.0% from the floor and behind the arc while making 25+ 3s and adding 35+ assists in a single game.

PICKING UP THE PACE

The Sacramento Kings picked up a 123-89 win over the Raptors on Mar. 20 scoring a season-high 36 fast break points. The Kings have scored 15 points or more off fast break opportunities in 36 games as the Kings are 28-8 in those instances after 26 fast break points at Brooklyn on Apr. 7. The Kings are averaging 24.4 transition points per game, which ranks sixth in the NBA.

In Sacramento's 45 wins this season, they are averaging 100.26 possessions per game, which ranks 11th in the NBA in wins.

COMEBACK KINGS

The Sacramento Kings trailed by as many as 20 points in their come from behind victory over Detroit on Jan. 9, winning 131-110. This was the third time that the Kings have overcome a 20-point deficit this season as they trailed by as many as 24 points in a win over Golden State on Nov. 28 at Golden 1 Center and 23 at Atlanta on Dec. 29. Sacramento is one of three teams with multiple 20-point comebacks this season.

ON THE OFFENSIVE GLASS

The Sacramento Kings grabbed 20 offensive rebounds, including a season-high 16 in the second half, in a win vs. the Clippers on Apr. 2. Sacramento had a season-high 23 offensive rebounds at Philadelphia on Jan. 12. The Kings are now 26-21 this season when collecting 10+ boards on the offensive end, the 11th-most wins with 10+ offensive rebounds..

HOLDING THE LEADING

The Sacramento Kings beat the Brooklyn Nets on Apr. 7, 107-77, holding a halftime lead and leading heading to the third quarter. Sacramento is 37-7 (.841) when leading through 24 minutes and 41-6 (.872) when leading going into the fourth quarter.

The Kings are tied for the fifth-most wins and the seventh-highest win percentage this season when leading the midway point in a game. When leading after three quarters, Sacramento is seventh in wins this season and has the 10th-best win percentage.

TAKING SECOND CHANCES

The Sacramento Kings continue to make the most on second chances, scoring 20 second chance points and grabbing 20 offensive rebounds vs. the Clippers on Apr. 2. Sacramento is now 25-14 this season when scoring 15+ second chance points and 8-5 when pulling down 15 or more rebounds on the offensive end. Sacramento has had 20+ second chance points in 16 games this season and are 13-4. Since Jan. 1, the Kings rank seventh in second chance points per game (14.6).

The Kings made the most on the offensive glass, grabbing 18 offensive boards against Orlando, their second straight game with 15+ offensive boards. The Kings have had 15+ offensive boards and 20+ second chance points in consecutive games two times this season.

SWIPING AWAY

The Sacramento Kings forced 23 turnovers for 30 points in a win against the Los Angeles Lakers on Nov. 15, totaling 20 steals and 24 deflections. In franchise history, this marked the fifth time the Kings had 20+ steals in a game and the first time since Jan. 11, 2000 vs. Houston when Sacramento also had 20 steals in that game.

Over the last 10 seasons, this is just the eighth instance a team has recorded 20 steals or more and the first time since the LA Clippers tallied 21 steals vs. Portland on Oct. 25, 2021.

SHARING WITH CARE

The Sacramento Kings tallied 31 assists while committing nine turnovers at Brooklyn on Apr. 7. This marked the eighth time this season that the Kings have had 10 turnovers or fewer and dished out 30+ assists as the team is 6-2 in those games. Sacramento has tallied 30+ assists in 30 games this season and are 27-5 in those instances.

The Kings rank seventh in the NBA in assists (28.5). Sacramento is second in the NBA in passes made (306.3) per contest while fifth in potential assists (49.3), fourth in assists points created (72.9) per outing and sixth in assist percentage (65.5%), fourth in assist-to-turnover ratio (2.16) and eighth in assist ratio (19.9).

DOMINATE THE PAINT

The Sacramento Kings dominated the paint in 10 games from Dec. 29-Jan. 14, both offensively and defensively, as they scored 62 paint points at Charlotte on Jan. 10 and held the Hornets to 28 points in the paint, the second-lowest paint output by an opponent this season. The Kings had a season-high 82 points in the paint at Detroit on Jan. 9, the most scored in regulation by Sacramento over the last 25 seasons, per Elias Sports Bureau.

FAST-PACED SECOND CHANCES

The Sacramento Kings made the most of second chance and fast break opportunities over 10 games from Feb. 28-Mar. 7. During those 10 outings, Sacramento scored 15+ second chance points in six games, including 20+ in three contests, and 15+ fast break points four times. The Kings ranked third in second chance points per game over those 10 appearances, averaging 16.6 points off fast break opportunities while sitting tied at 10th in fast break points per game (15.5). Sacramento also ranked fifth in offensive rebounding (12.9) and fourth in offensive rebound percentage (33.0%) during the 10-game period.

SACRAMENTO KINGS

HEAD COACH MIKE BROWN

Coaching Record in 2023-24: 45-33

Overall NBA Coaching Record: 440-283 (10 seasons)

2nd season with Sacramento



- Earned his 400th career victory on Nov. 13, 2023 in a win vs. Cleveland
- Named Kings head coach on May 9, 2022.
- Named the 2022-23 NBA Coach of the Year, becoming the first unanimous selection in NBA history after guiding the Kings to a 48-34 record and the third seed in the West. Also selected as the Michael H. Goldberg NBCA Coach of the Year.
- Previously served as head coach for the Cleveland Cavaliers (2005-10) and (2013-14), and Los Angeles Lakers (2012-13).
- Prior to Sacramento, Brown was the assistant coach of the Golden State Warriors, helping lead the team to the 2022 NBA Championship.
- In his first stint with the Cavs, he led them to their first-ever NBA Finals appearance in 2007.
- Spent six seasons as lead assistant with the Golden State Warriors (2016-22), winning three NBA Championships (2016-17, 2017-18, 2021-22).
- Prior to joining Cleveland, served as associate head coach of the Indiana Pacers (2003-05).
- Spent three years as an assistant with the San Antonio Spurs (2000-03) where he was part of the staff that led the franchise to an NBA title in 2003.
- Began his career with the Denver Nuggets in 1992, where he spent five seasons as a video coordinator and scout before serving as an assistant in Washington (1997-99).
- In November 2020, coached the Nigerian men's national basketball team in the FIBA qualifiers in Rwanda and in August 2021, the 2020 Olympic Games in Tokyo.

2023-24 COACHES CHALLENGES

Kings Challenges: 27-27 (.500)

Play
H. Barnes Double Foul in 4th, 5:36
C. Duarte S. FOUL in 4th, 8:05
K. Ellis P. FOUL in 3rd, 1:4
K. Murray S. FOUL in 4th, 5:01
D. Sabonis S. FOUL in 3rd, 3:20
S. Vezzenkov Offensive in 3rd, 4:08
D. Sabonis Offensive in 2nd, 1:05
C. Duarte S. FOUL in 2nd, 11:45
T. Lyles P. FOUL in 2nd, 1:26
D. Fox S. FOUL in 3rd, 6:20
D. Duarte S. FOUL in 1st, 8:48
D. Fox Offensive in 2nd, 10:08
Stoppage - Out of Bounds in 3rd, 9:56
K. Murray Out of Bounds Lost Ball in 3rd, 9:50
D. Fox P. FOUL in 2nd, 3:30
C. Duarte S. FOUL in 4th, 2:05
Stoppage - Out of Bounds in 3rd, 7:39
D. Sabonis Offensive in 4th, 4:15
M. Monk Offensive in 3rd, 1:19
H. Barnes S. FOUL in 4th, 7:24
D. Sabonis P. FOUL in 4th, 2:14
D. Fox P. FOUL in 4th, 9:41
Stoppage - Out of Bounds in 4th, 1:11
K. Huerter S. FOUL in 3rd, 9:56
D. Sabonis S. FOUL in 2nd, 1:14
K. Huerter S. FOUL in 3rd, 6:46
K. Huerter S. FOUL in 4th, 3:10
K. Huerter Out of Bounds in 1st, 11:12
Stoppage - Out of Bounds in 2nd, 1:40
K. Murray S. FOUL in 2nd, 3:12
M. Monk S. FOUL in 1st, 1:39
D. Sabonis P. FOUL in 3rd, 7:56
T. Lyles Offensive in 2nd, 3:17
D. Mitchell S. FOUL in 3rd, 3:19
Stoppage - Out of Bounds in 4th, :15.2
T. Lyles S. FOUL in 2nd, 8:46
Stoppage - Out of Bounds in 2nd, 4:04
M. Monk S. FOUL in 3rd, 1:56
D. Fox P. FOUL in 4th, :57.1
Stoppage - Out of Bounds in 3rd, 1:44
D. Mitchell P. FOUL in 4th, 6:24
D. Sabonis Violation: Defensive Goaltending in 2nd, 5:14
Stoppage - Out of Bounds in 3rd, 8:13
Stoppage - Out of Bounds in OT, 1:56
Stoppage - Out of Bounds in 1st, 10:16
K. Murray S. FOUL in 4th, 3:34
D. Fox S. FOUL in 3rd, 7:18
D. Sabonis S. FOUL in 2nd, 3:53
D. Sabonis S. FOUL in 3rd, 10:21
K. Ellis S. FOUL in 4th, 6:21
D. Mitchell S. FOUL in 1st, 16.7
T. Lyles S. FOUL in 1st, 4:17
Jump Ball in 4th, 5:00
K. Murray P. FOUL in 1st, 3:15

Opponent Challenges: 25-16 (.610)

Play
L. Markkanen L.B Foul in 4th, 8:56
A. Wiggins P. FOUL in 4th, 1:15
T. Prince P. FOUL in 3rd, 6:21
J. Kuminga Offensive Foul in 2nd, 8:33
J. Samuels Jr. S. Foul in 4th, 5:17
S. Vezzenkov Double Foul in 3rd, 1:11
E. Mobley Offensive in 4th, 6:13
J. Hayes Defensive Goaltending in 3rd, 1:54
Z. Collins S. FOUL in 4th, 8:23
J. Valanciunas S. FOUL in 3rd, 5:27
Stoppage - Out of Bounds in 2nd, 6:02
S. Curry Offensive in 4th, 2:50
P. Watson S. FOUL in 1st, 3:22
J. Williams S. FOUL in 4th, 4:34
C. Holmgren S. FOUL in 4th, 4:50
Stoppage - Out of Bounds in 4th, 7:02
Stoppage - Out of Bounds in 3rd, 4:39
Stoppage Out of Bounds in 4th, 4:42
N. Smith Jr. - S. FOUL in 4th, 5:46
Stoppage - Out of Bounds in 4th, 7:04
J. Porter S. FOUL in 4th, 9:06
B. Lopez S. FOUL in 2nd, 1:22
Stoppage - Out of Bounds in 2nd, 3:27
B. Mathurin S. FOUL in 3rd, 3:57
Stoppage - Out of Bounds in 4th, 6:16
D. Mitchell Bad Pass Turnover in 4th, 3:53
Stoppage - Out of Bounds in 2nd, 1:17
T. Mann P. FOUL in 2nd, :13.0
M. Conley L.B FOUL in 4th, :16.9
Z. Collins S. FOUL in 4th, 9:06
F. VanVleet S. FOUL in 3rd, 4:36
Stoppage - Out of Bounds in 3rd, :07.8
J. Jackson Jr. S. FOUL in 4th, 9:25
J. LaKavia S. FOUL in 4th, 2:40
Stoppage - Out of Bounds in 4th, 1:07
N. Batum Out of Bounds Lost Ball Turnover in 2nd, 6:13
D. Gafford S. FOUL in 3rd, 9:31
Stoppage - Out of Bounds in 1st, 2:58
Stoppage - Out of Bounds in 4th, 3:11
L. Kornet Offensive in 1st, :34.5
Stoppage - Out of Bounds in 3rd, 8:50

Call Confirmed/Overturned

Confirmed, H. Barnes L.B Foul
Confirmed
Confirmed
Confirmed
Confirmed
Overturned, Personal Foul on C. LeVert
Confirmed
Overturned, No Foul on C. Duarte
Confirmed
Overturned, Offensive Foul on K. Towns
Confirmed
Overturned
Overturned
Confirmed
Overturned, Offensive Foul on T. Young
Confirmed
Confirmed
Overturned, Shooting Foul on N. Mensah
Overturned, Offensive Foul on M. Bamba
Overturned, Offensive Foul on G. Antetokounmpo
Overturned, No Foul on D. Fox
Confirmed
Overturned
Confirmed
Overturned, No Foul on K. Huerter
Confirmed
Confirmed
Overturned
Confirmed
Overturned, No Foul on M. Monk
Overturned, No Foul on D. Sabonis
Confirmed
Confirmed
Confirmed
Overturned
Overturned, Offensive Foul on J. Hayes
Confirmed
Overturned
Overturned, No Foul on D. Mitchell
Overturned
Overturned
Overturned
Overturned
Overturned
Overturned, Offensive Foul on K. Martin
Overturned, No Foul on D. Sabonis
Confirmed
Confirmed
Confirmed
Overturned, Out of Bounds on I. Hartenstein
Overturned, No Foul on K. Murray

Call Confirmed/Overturned

Confirmed
Confirmed
Overturned, Offensive Foul on D. Fox
Overturned, No Foul on J. Kuminga
Overturned, No Foul on J. Samuels Jr.
Overturned, S. Vezzenkov P. FOUL
Overturned, Personal Foul on M. Monk
Confirmed
Confirmed
Confirmed
Confirmed
Overturned, No Foul on P. Watson
Overturned, No Foul on J. Williams
Overturned, No Foul on C. Holmgren
Confirmed
Overturned
Confirmed
Overturned, No Foul on N. Smith Jr.
Overturned
Confirmed, Correct to Loose Ball Foul
Overturned, No Foul on B. Lopez
Overturned, Out-of-Bounds on K. Murray
Overturned, No Foul on B. Mathurin
Overturned
Overturned
Overturned
Overturned, Personal Foul on D. Theis
Confirmed
Confirmed
Confirmed
Confirmed
Overturned
Overturned, Offensive Foul on D. Fox
Confirmed
Overturned
Confirmed
Overturned, No Foul
Overturned
Confirmed
Overturned, Personal Foul on T. Lyles
Overturned

Date


10/25 at Utah
11/4 at Houston
11/8 at Houston
11/8 vs. Portland
11/10 vs. Oklahoma City
11/13 vs. Cleveland
11/17 at San Antonio
11/19 at Dallas
11/22 at New Orleans
11/24 at Minnesota
11/28 vs. Golden State
11/28 vs. New Orleans
12/12 at LA Clippers
12/14 vs. Oklahoma City
2/20 vs. Boston
2/29 at Atlanta
1/3 vs. Orlando
1/5 vs. Toronto
1/10 at Charlotte
1/12 at Philadelphia
1/14 at Milwaukee
1/16 at Phoenix
1/18 vs. Indiana
1/22 vs. Atlanta
1/25 at Golden State
1/27 at Dallas
1/27 at Dallas
1/29 at Memphis
2/2 at Indiana
2/3 at Chicago
2/9 vs. Detroit
2/9 vs. Denver
2/11 at Oklahoma City
2/22 vs. San Antonio
2/26 vs. Miami
3/1 at Minnesota
3/6 at Los Angeles
3/6 at Los Angeles
3/7 vs. San Antonio
3/10 vs. Houston
3/13 vs. Milwaukee
3/13 vs. Los Angeles
3/16 vs. New York
3/18 vs. Memphis
3/21 at Washington
3/21 at Washington
3/23 at Orlando
3/25 vs. Philadelphia
3/25 vs. Philadelphia
3/27 at Dallas
3/27 vs. Utah
4/2 vs. LA Clippers
4/4 at New York
4/5 at Boston

Date

10/25 at Utah
10/27 vs. Golden State
10/29 vs. Los Angeles
11/4 at Golden State
11/4 at Houston
11/10 vs. Oklahoma City
11/13 vs. Cleveland
11/15 at Los Angeles
11/17 at San Antonio
11/22 at New Orleans
11/24 at Minnesota
11/28 vs. Golden State
12/2 vs. Denver
12/4 vs. Oklahoma City
12/4 vs. Oklahoma City
12/16 vs. Utah
12/20 vs. Boston
12/20 vs. Boston
12/2 vs. Charlotte
1/3 vs. Magic
1/5 vs. Toronto
1/14 at Milwaukee
1/18 at Phoenix
1/18 vs. Indiana
2/8 at Chicago
2/5 at Cleveland
2/11 at Oklahoma City
2/25 at LA Clippers
3/1 at Minnesota
3/7 vs. San Antonio
3/10 vs. Houston
3/16 vs. New York
3/18 vs. Memphis
3/18 vs. Memphis
3/23 at Orlando
3/25 vs. Philadelphia
3/29 vs. Dallas
3/31 vs. Utah
4/4 at New York
4/5 at Boston
4/5 at Boston

SACRAMENTO KINGS PLAYERS




40	F	HARRISON BARNES	6-8/225	12th Season - North Carolina					05/30/92				
			LAST 5 GAMES [* denotes started]										
			DATE	OPP	MIN	FG-A	3FG-A	FT-A	R	A	ST	BLK	PTS
			3/31	UTA	29*	9-12	5-7	1-2	2	2	0	0	24
			4/2	LAC	24*	2-7	2-5	0-0	2	1	1	0	6
			4/4	@NYK	15*	0-2	0-1	0-0	1	0	1	0	0
			4/5	@BOS	28*	3-9	2-8	2-4	5	1	0	0	10
			4/7	@BKN	11*	1-4	0-2	0-0	0	0	0	0	2

BARNES' CAREER HIGHS			
MIN:	49	11/20/13	MEM @ GSW
FGM:	14	01/25/24	SAC @ GSW
FGA:	28	12/02/18	LAC @ DAL
3FGM:	8	10/20/21	SAC @ POR
3FGA:	12 (2)	01/25/24	SAC @ GSW
FTM:	13	03/11/17	DAL @ PHX
FTA:	14 (4)	03/03/22	SAC @ SAS
OREB:	6	03/01/16	ATL @ GSW
DREB:	12	12/25/14	GSW @ LAC
REB:	15	10/22/21	UTA @ SAC
AST:	8 (3)	03/22/21	SAC @ CLE
STL:	4 (7)	11/15/23	SAC @ LAL
TO:	6 (3)	11/08/21	PHX @ SAC
BLK:	2 (9)	01/02/22	MIA @ SAC
PTS:	39	01/25/24	SAC @ GSW

2023-24 (Sacramento): Averaging 12.0 ppg (.476 FG%, .392 3pt%, .797 FT%), 2.9 rpg, 1.1 apg and 28.8 mpg in 78 games (78 starts) ... Has played in 218 consecutive games, all starts, marking the second-longest active games played streak in the NBA ... Scored in double figures in 47 games, including 20+ points in 12 games and 30+ points in three games ... Had 30+ points in consecutive games from Jan. 22-25 for the second time in his career ... Had three straight 20-point performances from Jan. 22-27 ... Poured in 33 points on 11-of-16 shooting, including 27 in the first half alone in a win at UTA (10/25), scoring the most first half points in a season opener by a Kings player since tracking data began (1996-97) and setting a career high for points in the opening half of a game ... Tied his career high with four steals to go with 13 points in a win at LAL (11/15) ... Had 12 points to go with a season-high six assists in a win at DAL (11/19) ... Scored 22 points on 6-of-13 shooting, including 4 3s, while going 6-for-6 at the free-throw line at NOP (11/22) ... Went 7-for-11 from the field, scoring 18 points in a win at Minnesota (11/24) ... Had 19 points and two steals on 5-of-10 shooting, including four 3s in a win vs. PHX (12/22) ... Went 10-for-20 from the field, including 4-of-8 from behind the arc and 8-for-8 at the stripe, scoring 32 points in a win vs. ATL (1/22) ... Set career highs with 39 points and 14 field goals made as he knocked down seven 3-pointers and added a pair of steals in a win at GSW (1/25) ... Had 22 points on 8-of-15 shooting, including six 3s at CLE (2/5) ... Made eight of 12 field goal attempts, scoring 22 points in a win at LAC (2/25) ... Scored 12 points on 4-of-7 shooting, all made 3s, in the fourth quarter, finishing with 23 points and seven 3-pointers in a win vs. LAL (3/13) ... Shot 9-for-12 from the field and 5-of-7 from 3-point range, finishing with 24 points in a win vs. UTA (3/31).


NOTES: Entering the 2023-24 season, averaging 14.2 ppg (.455 FG%, .378 3pt%, .811 FT%), 5.0 rpg, 1.8 apg, 0.7 spg and 31.9 mpg in 829 career games (768 starts) over 11 seasons with three teams: Golden State (2012-16), Dallas (2016-19) and Sacramento (2018-23) ... Ranks fifth in Kings franchise history in career 3-point field goals made (529) and 12th in 3-point field goal percentage (.387) ... Averaging 10.7 ppg (.419 FG%, .343 3pt%, .752 FT%), 4.9 rpg, 1.3 apg, 0.7 spg, 0.4 bpg and 31.5 mpg in 71 career playoff games (63 starts) with two teams: Golden State (2012-16) and Sacramento (2022-23) ... Ranks 10th in games played (64), 11th in points (687) and steals (42), seventh in offensive rebounds (97), ninth in defensive rebounds (230) and sixth in 3-pointers made (75) on the Warriors franchise postseason leaders list ... Named to the 2012-13 All-Rookie First Team ... A member of Team Shaq who started during the 2013 Rising Stars Challenge ... Selected to compete on Team Hill for the 2014 Rising Stars Challenge as he became the third Warriors player (Stephen Curry, Jason Richardson) to participate in the Rising Stars Challenge during his rookie and sophomore season after he played for Team Hill at 2014 All-Star Weekend ... 2014 Slam Dunk Contest participant as he was the third player in Warriors franchise history to compete in the Slam Dunk contest along with Jason Richardson (2004) and Otis Smith (1988) ... 2015 NBA Finals Champion with the Golden State Warriors ... An early entrant candidate selected in the first round (7th overall) of the 2012 NBA Draft by the Golden State Warriors out of North Carolina (6/28/12) ... Agreed to a multi-year contract extension with Sacramento (6/29/23).

3	G	CHRIS DUARTE	6-6/190	3rd Season - Oregon	06/13/97							
		LAST 5 GAMES [* denotes started]										
		DATE	OPP	MIN	FG-A	3FG-A	FT-A	R	A	ST	BLK	PTS
		3/31	UTA	2	1-1	1-1	0-0	0	0	0	0	3
		4/2	LAC	8	1-2	0-1	0-0	1	0	1	0	2
		4/4	@NYK	5	0-0	0-0	0-0	2	0	0	0	0
		4/5	@BOS		DNP - Coach's Decision							
		4/7	@BKN	4	1-2	1-2	0-0	1	1	0	0	3

DUARTE'S CAREER HIGHS			
MIN:	45	10/22/21	IND @ WAS
FGM:	10 (3)	10/31/22	IND @ BKN
FGA:	21	10/23/21	MIA @ IND
3FGM:	6	10/20/21	IND @ CHA
3FGA:	11	12/23/21	HOU @ IND
FTM:	7 (3)	01/20/23	IND @ DEN
FTA:	8 (2)	01/25/23	IND @ ORL
OREB:	4	01/02/24	CHA @ SAC
DREB:	8 (2)	11/19/23	SAC @ DAL
REB:	9 (3)	03/02/23	IND @ SAS
AST:	6 (4)	01/27/23	MIL @ IND
STL:	6	01/25/23	IND @ ORL
TO:	5	10/30/21	TOR @ IND
BLK:	2 (3)	03/21/24	SAC @ WAS
PTS:	30	10/31/22	IND @ BKN

2023-24 (Sacramento): Averaging 4.0 ppg (.390 FG%, .358 3pt%, .788 FT%), 1.8 rpg, 0.8 apg and 12.4 mpg in 57 games (11 starts) ... Scored in double figures in five games ... Missed one game due to left knee soreness (12/4) and three games due to a right ankle sprain (2/7-2/11) ... Went 5-for-8 from the field, including 3-for-4 from behind the 3-point line to go with eight rebounds, four assists and two steals in his first start of the season in a win at DAL (11/19) ... Posted 12 points and seven rebounds, including a career-high four offensive boards vs. CHA (1/2) ... Had a season-high 18 points on 7-of-14 shooting, including four made 3s to go with a pair of steals a career-high tying two blocks at DEN (2/28).

NOTES: Entering the 2023-24 season, averaging 10.7 ppg (.410 FG%, .348 3pt%, .821 FT%), 3.4 rpg, 1.8 apg, 0.8 spg and 24.1 mpg in 101 career NBA games (51 starts) over two seasons with one team: Indiana (2021-23) ... Named to the 2021-22 All-Rookie Second Team ... Selected to the 2021 NBA Rising Stars game ... Selected in the first round (13th overall) out of Oregon in the 2021 NBA Draft (6/29/21) ... Acquired in a trade by Sacramento from Indiana in exchange for a 2028 second-round pick and a 2030 second-round pick (7/6/23) ... Had his fourth-year option picked up by Sacramento (10/21).


17	F	KESSLER EDWARDS	6-8/214	3rd Season - Pepperdine					08/09/00		
	LAST 5 GAMES [* denotes started]										
	DATE	OPP	MIN	FG-A	3FG-A	FT-A	R	A	ST	BLK	PTS
	3/31	UTA	10	1-2	1-2	0-2	0	0	0	0	3
	4/2	LAC	2	0-1	0-1	0-0	0	0	0	0	0
	4/4	@NYK	2	0-0	0-0	0-0	1	2	0	0	0
	4/5	@BOS	10	1-5	1-4	0-0	1	0	1	0	3
	4/7	@BKN	4	2-2	1-1	1-1	0	1	0	0	6

EDWARDS' CAREER HIGHS			
MIN:	44	12/14/21	TOR @ BKN
FGM:	7	12/14/21	TOR @ BKN
FGA:	13 (2)	02/12/22	BKN @ MIA
3FGM:	4	01/15/22	NOP @ BKN
3FGA:	7 (3)	02/12/22	BKN @ MIA
FTM:	3	01/26/22	DEN @ BKN
FTA:	3	01/26/22	DEN @ BKN
OREB:	4 (2)	12/10/22	BKN @ IND
DREB:	6 (3)	03/11/23	SAC @ PHX
REB:	10	12/14/21	TOR @ BKN
AST:	3 (2)	03/25/23	UTA @ SAC
STL:	3 (4)	02/12/22	BKN @ MIA
TO:	4	02/28/22	TOR @ BKN
BLK:	3	12/18/21	ORL @ BKN
PTS:	17	12/14/21	TOR @ BKN

2023-24 (Sacramento): Averaging 1.8 ppg (.420 FG%, .385 3pt%, 5-9 FT), 0.8 rpg and 5.0 mpg in 52 games (0 starts) ... Scored in double figures in two games ... Shot 4-of-7 from the floor, including 2-for-3 from behind the arc, scoring 10 points in a win at MIN (11/24) ... Went a perfect 3-for-3 from the field, scoring seven points at LAC (12/12) ... Had 10 points on 3-of-4 shooting, including a pair of 3s vs. NOP (1/7) ... Went a perfect 3-for-3 from behind the 3-point line, scoring nine points vs. DAL (3/29).

NOTES: Entering the 2023-24 season, averaging 4.6 ppg (.406 FG%, .339 3pt%, .813 FT%), 2.8 rpg and 16.3 mpg in 82 career NBA games (27 starts) with two teams: Brooklyn (2021-23) and Sacramento (2022-23) ... Notched one rebound, one assist and one steal in seven minutes in eight career postseason games (0 starts) with two teams: Brooklyn (2021-22 and Sacramento (2022-23) ... Selected in the second round (44th overall) of the 2021 NBA Draft by the Brooklyn Nets out of Pepperdine (6/29/21) ... Had his team option exercised by Sacramento (6/28/23).


SACRAMENTO KINGS PLAYERS

23	G	KEON ELLIS	6-5/175	2nd Season - Alabama	01/08/00						
	LAST 5 GAMES [* denotes started]										
	DATE	OPP	MIN	FG-A	3FG-A	FT-A	R	A	ST	BLK	PTS
	3/31	UTA	27*	1-4	1-2	2-2	8	3	1	0	5
	4/2	LAC	22*	0-1	0-1	3-4	7	1	1	0	3
	4/4	@NYK	31*	3-6	3-4	2-2	3	4	2	0	11
	4/5	@BOS	17*	1-3	1-1	0-0	4	2	0	0	3
	4/7	@BKN	19*	2-7	2-6	0-0	2	1	0	1	6

ELLIS' CAREER HIGHS			
MIN:	38	03/29/24	DAL @ SAC
FGM:	7	03/21/24	SAC @ ORL
FGA:	12 (2)	03/29/24	DAL @ SAC
3FGM:	5	12/14/23	OKC @ SAC
3FGA:	9	03/21/24	SAC @ ORL
FTM:	3 (2)	04/02/24	LAC @ SAC
FTA:	4 (3)	04/02/24	LAC @ SAC
OREB:	3	02/05/23	SAC @ NOP
DREB:	6	03/31/24	UTA @ SAC
REB:	8	03/31/24	UTA @ SAC
AST:	7 (2)	03/01/24	SAC @ MIN
STL:	4 (2)	03/20/24	SAC @ TOR
TO:	3	12/16/23	UTA @ SAC
BLK:	5	03/18/24	MEM @ SAC
PTS:	19	03/21/24	SAC @ ORL

2023-24 (Sacramento): Averaging 4.7 ppg (.447 FG%, .406 3pt%, .719 FT%), 2.1 rpg, 1.5 apg, 0.8 spg and 16.3 mpg in 53 games (17 starts) ... Had multiple steals in three straight games from Mar. 12-16; had a steal in six consecutive outings ... Had a block in four straight games from Mar. 13-20 ... Scored in double figures in 11 games ... Missed three games due to a left ankle sprain (11/20-11/24) ... Shot 5-for-7 from the field, including 4-of-6 from behind the 3-point line, scoring a career-high 15 points at HOU (11/6), becoming the third player in franchise history with four 3-pointers made while playing 15 minutes or less in a game ... Had four points and four rebounds to go with a career-high three steals in 21 minutes in his first career start in a win vs. POR (11/8) ... Went 6-for-8 from the field and 5-of-7 from 3-point range, scoring 17 points to go with six rebounds, in a win vs. OKC (12/14) ... Dished out a career-high seven assists in a win vs. UTA (12/16) ... Made five of his six field goals attempts, including 3-for-3 from 3-point range, scoring 13 points vs. NOP (1/7) ... Tied his career high with seven assists and recorded a new career-best four steals in a win at MIN (3/1) ... Shot 5-for-8 from the field, including 3-of-5 from behind the arc, scoring 14 points and adding three steals in a win vs. LAL (3/13) ... Set career highs with seven rebounds and five blocks to go with five points in a win vs. MEM (3/18) ... Tallied six points, a career-high tying four steals and a pair of assists in a win at TOR (3/20) ... Set career highs with 19 points on 7-of-12 shooting to go with five boards, six assists and a pair of steals in a win at ORL (3/23).

NOTES: An early entrant candidate who went undrafted in the 2022 NBA Draft out of Alabama (6/23/22) ... Had his Two-Way contract converted to a Standard NBA contract with Sacramento (2/9/24).

31	G	JORDAN FORD	6-1/175	Rookie - Saint Mary's [CA]	05/26/98					
		LAST 5 GAMES [* denotes started]								
DATE	OPP	MIN	FG-A	3FG-A	FT-A	R	A	ST	BLK	PTS
3/31	UTA				Inactive - Transferred to G League					
4/2	LAC				Inactive					
4/4	@NYK				Inactive - Transferred to G League					
4/5	@BOS				Inactive - Transferred to G League					
4/7	@BKN				Inactive - Transferred to G League					


FORD'S CAREER HIGHS			
MIN:	8	11/06/23	SAC @ HOU
FGM:	2 (2)	12/12/23	SAC @ LAC
FGA:	3	11/06/23	SAC @ HOU
3FGM:	1 (2)	12/12/23	SAC @ LAC
3FGA:	1 (3)	12/12/23	SAC @ LAC
FTM:	2	11/04/23	SAC @ HOU
FTA:	2	11/04/23	SAC @ HOU
OREB:			
DREB:	1 (2)	12/12/23	SAC @ LAC
REB:	1 (2)	12/12/23	SAC @ LAC
AST:	1 (2)	12/12/23	SAC @ LAC
STL:			
TO:	1	12/12/23	SAC @ LAC
BLK:			
PTS:	5 (2)	12/12/23	SAC @ LAC

2023-24 (Sacramento): Averaging 2.0 ppg (4-7 FG, 2-3 3pt, 2-2 FT) and 3.6 mpg in six games (0 starts).

NOTES: Went undrafted in the 2020 NBA Draft out of Saint Mary's College (11/18/20) ... Had his contract converted to a Two-Way contract (9/14/23) ... Averaged 12.6 ppg (.480 FG%, .410 3pt%, .844 FT%), 2.1 rpg, 4.0 apg, 0.9 spg and 25.4 mpg in 78 career G League games (38 starts) over three seasons with two teams: Aqua Caliente Clippers (2020-22) and Stockton Kings (2022-23).


SACRAMENTO KINGS PLAYERS



5	G	De'AARON FOX	6-3/185	7th Season - Kentucky	12/20/97						
	LAST 5 GAMES [* denotes started]										
	DATE	OPP	MIN	FG-A	3FG-A	FT-A	R	A	ST	BLK	PTS
	3/31	UTA	36*	7-15	2-7	8-10	6	12	3	2	24
	4/2	LAC	34*	6-20	1-7	7-7	3	7	1	1	20
	4/4	@NYK	39*	11-26	6-13	1-1	7	7	3	1	29
	4/5	@BOS	44*	16-29	7-13	1-2	4	2	1	0	40
	4/7	@BKN	34*	8-20	3-11	1-2	5	3	1	0	20

2023-24 (Sacramento): Averaging 26.5 ppg (.463 FG%, .365 3pt%, .736 FT%), 4.6 rpg, 5.6 apg, 2.0 spg and 35.8 mpg in 70 games (70 starts) ... Had 25 points, five rebounds, five assists and multiple steals in five consecutive games, becoming just the sixth player with such a five-game streak (2/13-2/26) ... Passed Scott Wedman (640) for the fifth-most steals in franchise history vs. Philadelphia on Mar. 25 ... Passed Peja Stojakovic for the third-most points in the Sacramento era vs. Los Angeles on Mar. 13 ... Passed Reggie Theus for the fourth-most assists in franchise history vs. Dallas on Mar. 26 ... Passed Mike Bibby for the most assists in the Sacramento era vs. Phoenix on Dec. 22 ... Eighth in the NBA in scoring, second in steals, 24th in assists per game, 10th in total points (1,853), second in steals (139), 25th in assists (395) and 19th in 3s (199) ... Tied for second in the NBA in fourth quarter scoring (7.8), ninth in second half points per game (13.6), third in total fourth quarter points (513) and ninth in second half points (953) ... Fifth in clutch points per game (3.6) and fifth in total clutch points (118) ... Tied for first in deflections per game (3.6) and second in total deflections (252) ... Had 21 steals in five games from Feb. 2-9, tied for second-most in the Sac era over a five-game span ... Had five-plus steals in consecutive games (2/2-2/3), one of four players with five steals in straight games this season and one of 10 in franchise history ... Had eight straight games with multiple steals from Jan. 27-Feb. 9, longest of his career and tied for third-longest multi-steal streak this season ... One of seven players with 40+ points and three-plus steals in multiple games ... One of two players with six-plus steals in two games ... Second in games with five-plus steals (5), second in games with three-plus steals (22), and second in multi-steal games (40) ... Named Western Conference Player of the Week twice (11/13-11/19, 11/27-12/3) ... Made seven or more 3s in consecutive games from Dec. 26-29, becoming the second player in franchise history and one of seven players this season ... In just 40 games, surpassed his career high for made 3s in a season (previous: 119 3PM, 2022-23) ... Made a 3-pointer in 29 straight games dating back to Apr. 4, 2023 to Jan. 2, 2024, the longest such streak of his career; made a 3 in 26 straight appearances this season (10/25-1/2) ... Has a steal in 24 straight games, his third 10-game steal streak, one of two players with three 10-game steal streaks; third-longest this season and tied for second-longest in franchise history ... Had a steal in 16 straight games from Jan. 9-Feb. 9, seventh-longest streak ... Had six straight games with multiple steals, fourth five-game streak this season ... Had three steals in three straight games (12/18-12/22), tied for the fourth-longest streak this season ... Fourth-most 40-point games in franchise history (14) ... One of four players in franchise history with three or more games with 40 points, five rebounds and five assists ... Has 14 games with five or more 3-pointers made, the most such games in a single season of his career, tied for 11th this season ... One of three players this season with multiple 20-point fourth quarters, one of 20 with 20+ points in the fourth ... Scored in double figures in 69 games, including 56 games with 20+ points, 24 games with 30+ points and eight games with 40+ points ... One of five players with eight or more 40-point games ... Has 35+ points in 11 games, one of 12 players with 11+ 35-point performances this season ... Tied for 11th in the NBA in 30-point games ... 10th in 25-point games (40) ... Had 25+ points in eight straight games from Nov. 22-Dec. 11, the second-longest such streak of his career ... Dished out 10+ assists in six games and 15+ assists in one game ... Recorded six double-doubles ... Scored 10+ points in Q4 in 23 games, the most in the NBA ... Had 10+ points in Q4 90 times and 20+ points in Q4 five times in his career ... Has 25+ points in a half eight times, third-most in the NBA, including seven in the second half ... One of nine players in the NBA with 25+ points in a half five-plus times and leads in 25-point second halves ... Has scored 20+ points in a half 24 times, which ranks seventh in the NBA ... Missed five games due to a right ankle sprain (11/1-11/10), one game due to right shoulder irritation (12/16) and two games due to a left knee contusion (2/28-3/1) ... Scored 39 points (14-28 FG, 5-9 3pt, 6-7 FT), including 21 fourth quarter points vs. GSW (10/27), the fourth-most points in a home opener in franchise history ... Totaled 37 points and eight assists on 14-of-24 shooting in a win vs. LAL (10/29) ... Notched 23 points, five boards, five assists and four steals in a win at LAL (11/15) ... Scored 43 points (14-24 FG, 5-11 3pt, 10-13 FT) to go with eight rebounds and seven assists in a win at SAS (11/17) making him one of 11 players this season in the NBA with 40-5-5 in a game ... Posted 36 points, 12 assists and seven boards in a win at MIN (11/24) ... Went 14-for-23 from field and 9-of-10 at the free-throw line, scoring 40 points vs. LAC (11/29) ... Had 26 points to go with a career-high 16 assists and three steals in a win vs. DEN (12/2) ... Finished with 34 points, setting new a career-high 23 points in the fourth quarter, scoring 28 points in the second half for a new career high for points in a half in a win at Phoenix (12/8) ... Scored 41 points (14-25 FG, 5-11 3pt, 8-11 FT) to go with seven assists and two steals in a win vs. OKC (12/14) ... Tied his season high with 43 points on 16-of-26 shooting, including 7-for-15 from behind the arc while adding eight boards and a pair of steals vs. POR (12/26) ... Set career highs going 8-for-16 from 3-point range and going 10-for-20 from the field overall, posting 31 points, eight assists, five rebounds and four seals in a win at ATL (12/29) ... Shot 12-for-24 from the field and 6-of-10 from 3-point range, scoring 33 points to go with six assists at PHX (1/16) ... Totaled 41 points on 13-of-24 shooting, including 5-for-11 from 3 and 10-of-12 at the free-throw line to go with five steals in a win at CHI (2/3) as he is one of three players with 40 points and five steals in a game this season ... Tied his career high with 44 points on 19-for-32 shooting to go with a pair of steals in a win at LAL (3/6).

NOTES: Entering the 2023-24 season, averaging 20.2 ppg (.472 FG%, .321 3pt%, .736 FT%), 3.7 rpg, 6.2 apg, 1.3 spg and 32.3 mpg in 395 career NBA games (381 starts) over six seasons with one team: Sacramento (2017-23) ... In franchise history, ranks 15th in total points, sixth on the all-time assists leaders list (2,452) and 11th in steals ... Sixth in franchise history in made 3-pointers ... In the Sacramento era (1985-present), ranks sixth in points and second in assists ... Averaging 27.4 ppg (.424 FG%, .333 3pt%, .756 FT%), 5.4 rpg, 7.7 apg, 2.1 spg, 0.6 bpg and 38.5 mpg in seven career postseason games (7 starts) with one team: Sacramento (2022-23) ... Among the franchise's playoff leaders list, ranks seventh in made 3-point field goals (21) ... Selected to compete for the U.S. Team during the 2018 Mtn Dew Kickstart Rising Stars Challenge ... 2019 Most Improved Player award finalist ... Named to the U.S. Team for the 2019 Mtn Dew Ice Rising Stars Challenge ... A 2019 Taco Bell® Skills Challenge participant... Received Western Conference Player of the Week honors twice during the 2020-21 season [Weeks ending 2/7/21 and 3/28/21] ... Selected as Western Conference Player of the Week once in 2022-23 (Week ending 11/10/22) ... Named a Western Conference All-Star by NBA Commissioner Adam Silver as an injury replacement ... An early entry candidate selected in the first round (5th overall) of the 2017 NBA Draft by the Sacramento Kings after his lone season at the University of Kentucky ... Signed multi-year contract extension with Sacramento (11/25/20).

9	G/F	KEVIN HUERTER	6-7/202	6th Season - Maryland	08/27/98					
			LAST 5 GAMES [* denotes started]							
DATE	OPP	MIN	FG-A	3FG-A	FT-A	R	A	ST	BLK	PTS
3/31	UTA				Inactive - Left Shoulder Dislocation					
4/2	LAC				Inactive - Left Shoulder Dislocation					
4/4	@NYK				Inactive - Left Shoulder Dislocation					
4/5	@BOS				Inactive - Left Shoulder Dislocation					
4/7	@BKN				Inactive - Left Shoulder Dislocation					


2023-24 (Sacramento): Averaging 10.2 ppg (.443 FG%, .361 3pt%, .766 FT%), 3.5 rpg, 2.6 apg and 24.4 mpg in 64 games (59 starts) ... Scored in double figures in 32 games, including 20+ points in seven games and 30+ points in one game ... Grabbed 10+ rebounds in two games ... Recorded two double-doubles ... Scored 20+ points in three consecutive games (11/10-11/15) for the third time in his career ... Made five or more 3s in consecutive games (11/13-11/15) for the seventh time in his career ... Missed one game due to a left finger sprain (11/19), one game due to a left ankle sprain (1/12), one game due to a right leg contusion (3/13) and 11 games due to a left shoulder dislocation (3/20-4/7) ... Scored a season-high 28 points, including a career-high 15 points in the first quarter, and added nine rebounds and three steals in a win vs. OKC (11/10) ... Went 7-for-11 from the floor, including six made 3s, finishing with 20 points in a win vs. CLE (11/13) ... Scored 28 points and added seven assists and a pair of steals in a win vs. LAL (11/15) ... Shot 10-for-14 from the field, including a season-high six triples, to go with a season-best 10 rebounds for his fifth career double-double at MIL (1/14) ... Scored a career-high 31 points on 11-of-17 shooting, including seven 3s vs. IND (1/18) ... Notched a double-double with 12 points, 10 rebounds and three steals in a win at GSW (1/25).

NOTES: Entering the 2023-24 season, averaging 12.2 ppg (.444 FG%, .385 3pt%, .766 FT%), 3.5 rpg, 3.1 apg, 1.0 spg and 29.6 mpg in 349 career NBA games (291 starts) over five seasons with two teams: Atlanta (2018-22) and Sacramento (2022-23) ... In Hawks franchise history, ranks sixth in total made 3s (563) and ninth in 3-point percentage (.379) ... Averaging 10.3 ppg (.398 FG%, .303 3pt%, .724 FT%), 3.8 rpg, 2.6 apg, 0.8 spg and 29.8 mpg in 30 games (22 starts) with two teams: Atlanta (2020-22) and Sacramento (2022-23) ... An early entrant candidate, selected in the first round (19th overall) of the 2018 NBA Draft by the Atlanta Hawks out of Maryland (6/21/18) ... Acquired by Sacramento from Atlanta in exchange for Maurice Harkless, Justin Holiday and a 2024 protected first-round pick (7/6/22).

FOX'S CAREER HIGHS				
MIN:	53	11/26/21	SAC @	LAL
FGM:	19	03/06/24	SAC @	LAL
FGA:	33	07/31/20	SAC @	SAS
3FGM:	8	12/29/23	SAC @	ATL
3FGA:	16	12/29/23	SAC @	ATL
FTM:	14	01/02/22	MIA @	SAC
FTA:	17	11/28/23	GSW @	SAC
OREB:	3 (10)	11/15/23	SAC @	LAL
DREB:	11	10/29/22	MIA @	SAC
REB:	13	10/29/22	MIA @	SAC
AST:	16	12/02/23	DEN @	SAC
STL:	6 (4)	03/21/24	SAC @	WAS
TO:	9	03/16/22	MIL @	SAC
BLK:	4 (2)	03/21/19	DAL @	SAC
PTS:	44 (3)	03/06/24	SAC @	LAL

HUERTER'S CAREER HIGHS				
MIN:	48	02/09/20	NYK @	ATL
FGM:	12	12/30/22	UTA @	SAC
FGA:	22	02/07/20	ATL @	BOS
3FGM:	8	03/13/23	MIL @	SAC
3FGA:	12 (5)	01/18/24	IND @	SAC
FTM:	6 (2)	11/09/22	CLE @	SAC
FTA:	7 (2)	11/09/22	CLE @	SAC
OREB:	3 (13)	01/25/24	SAC @	GSW
DREB:	12	01/14/20	PHX @	ATL
REB:	15	01/14/20	PHX @	ATL
AST:	10 (3)	02/13/21	IND @	ATL
STL:	6	02/28/21	ATL @	MIA
TO:	6	12/30/19	ATL @	ORL
BLK:	3	02/14/23	SAC @	PHX
PTS:	31	01/18/24	IND @	SAC


SACRAMENTO KINGS PLAYERS

20 G/F COLBY JONES			6-6/200		Rookie - Xavier				05/28/02			
	LAST 5 GAMES [* denotes started]											
	DATE	OPP	MIN	FG-A	3FG-A	FT-A	R	A	ST	BLK	PTS	
	3/31	UTA	2	1-1	0-0	0-0	0	0	0	0	2	
	4/2	LAC	1-1	0-0	0-0	2	0	0	0	0	2	
	4/4	@NYK	1	0-0	0-0	0-0	0	0	0	0	0	
	4/5	@BOS	6	1-2	0-0	0-0	3	0	0	1	2	
	4/7	@BKN	23	3-9	1-6	0-2	4	4	3	2	7	

2023-24 [Sacramento]: Averaging 1.8 ppg (.386 FG%, 1-15 3pt, 2-5 FT), 1.3 rpg and 5.9 mpg in 26 games (0 starts) ... Scored in double figures in one game ... Missed one game due to lower back soreness (12/8) ... Made four of his six field goal attempts, scoring 10 points to go with five rebounds at HOU (11/6) ... Posted seven points, four rebounds, four assists, three steals and a pair of blocks in a win at BKN (4/7).

NOTES: An early entrant candidate, selected in the second round (34th overall) of the 2023 NBA Draft by the Charlotte Hornets out of Xavier (6/22/23) ... Traded from Charlotte to Boston along with Mouhamed Gueye to the Boston Celtics in exchange for James Nnaji (6/28/23) ... Acquired by Sacramento in a trade with Boston in exchange for Jordan Walsh and a 2024 second-round draft pick (6/28/23) ... Signed a multi-year deal with Sacramento (7/2/23).


JONES' CAREER HIGHS				
MIN:	23	04/07/24	SAC @	BKN
FGM:	4 (2)	11/20/23	SAC @	NOP
FGA:	9	04/07/24	SAC @	BKN
3FGM:	1 (2)	04/07/24	SAC @	BKN
3FGA:	6	04/07/24	SAC @	BKN
FTM:	2	11/06/23	SAC @	HOU
FTA:	2 (3)	04/07/24	SAC @	BKN
OREB:	3	11/06/23	SAC @	HOU
DREB:	3 (2)	04/07/24	SAC @	BKN
REB:	5	11/06/23	SAC @	HOU
AST:	4 (2)	04/07/24	SAC @	BKN
STL:	3	04/07/24	SAC @	BKN
TO:	3	11/04/23	SAC @	HOU
BLK:	2	04/07/24	SAC @	BKN
PTS:	10	11/06/23	SAC @	HOU

8	G	MASON JONES	6-4/200	3rd Season - Arkansas	07/21/98					
			LAST 5 GAMES [* denotes started]							
DATE	OPP	MIN	FG-A	3FG-A	FT-A	R	A	ST	BLK	PTS
3/31	UTA	2	0-0	0-0	0-0	0	0	0	0	0
4/2	LAC	2	0-1	0-1	0-0	0	0	0	0	0
4/4	@NYK		Inactive - Transferred to G League							
4/5	@BOS		Inactive - Transferred to G League							
4/7	@BKN		Inactive - Transferred to G League							

2023-24 [Sacramento]: Totaled seven points (2-7 FG, 2-6 3pt, 1-2 FT), five rebounds, five assists and one steal in 22 minutes in four games (0 starts) ... Dished out a career-high tying four assists at DEN (2/28).

NOTES: Entering the 2023-24 season, averaging 5.4 ppg (.428 FG%, .357 3pt%, .658 FT%), 1.8 rpg, 1.3 apg and 10.7 mpg in 36 career NBA games (1 start) over two seasons with three teams: Houston (2020-21), Philadelphia (2020-21) and Los Angeles (2021-22) ... An early entrant candidate who went undrafted in the 2020 NBA Draft out of Arkansas (11/18/20) ... Signed a two-way contract with Sacramento (2/9).

JONES' CAREER HIGHS				
MIN:	35	01/16/21	HOU @	SAS
FGM:	8	01/16/21	HOU @	SAS
FGA:	12	01/16/21	HOU @	SAS
3FGM:	6	01/16/21	HOU @	SAS
3FGA:	8	01/16/21	HOU @	SAS
FTM:	9	02/28/21	MEM @	HOU
FTA:	10	02/28/21	MEM @	HOU
OREB:	2	04/04/21	MEM @	PHI
DREB:	5 (3)	04/10/21	LAL @	DEN
REB:	6	01/16/21	HOU @	SAS
AST:	4 (2)	02/28/24	SAC @	DEN
STL:	2	01/20/21	PHX @	HOU
TO:	6	01/16/21	HOU @	SAS
BLK:	1	03/17/21	GSW @	HOU
PTS:	24	01/16/21	HOU @	SAS

25	C	ALEX LEN	7-0/250	11th Season - Maryland	06/13/97						
	LAST 5 GAMES [* denotes started]										
	DATE	OPP	MIN	FG-A	3FG-A	FT-A	R	A	ST	BLK	PTS
	3/31	UTA	12	0-0	0-0	0-0	2	1	0	1	0
	4/2	LAC	12	2-2	0-0	0-0	7	1	1	3	4
	4/4	@NYK	11	1-1	0-0	0-0	1	2	0	0	2
	4/5	@BOS	3	0-1	0-0	0-0	0	0	0	0	0
	4/7	@BKN	9	0-1	0-0	0-0	3	3	0	1	0


2023-24 [Sacramento]: Averaging 2.6 ppg (.615 FG%, 0-3 3pt, .600 FT%), 2.8 rpg, 0.8 apg and 9.2 mpg in 44 games (0 starts) ... Scored in double figures in one game ... Missed 19 games due to a right high ankle sprain (11/15-12/23) and one game due to illness (2/25) ... Posted 10 points, six rebounds and a pair of blocks in a win vs. POR (11/8) ... Pulled down nine rebounds, including four on the offensive glass in a win at MEM (12/31) ... Grabbed as season-high 10 boards and added eight points on 4-of-6 shooting in a win at CHA (1/10) ... Totaled four points, seven boards and three blocks in 12 minutes in a win vs. LAC (4/2).

NOTES: Entering the 2023-24 season, averaging 7.4 ppg (.507 FG%, .327 3pt%, .683 FT%), 5.7 rpg, 0.9 bpg and 18.3 mpg in 596 career NBA games (237 starts) over 10 seasons with five teams: Phoenix (2013-18), Atlanta (2018-20), Sacramento (2019-20, 2021-23), Toronto (2020-21) and Washington (2020-21) ... Averaging 3.3 ppg (15-23 FG, 9-13 FT), 2.6 rpg and 8.0 mpg in 12 career NBA games (3 starts) with two teams: Washington (2020-21) and Sacramento (2022-23) ... Selected in the first round (5th overall) of the 2013 NBA Draft by Phoenix out of Maryland (6/27/13) ... Agreed to a deal with Sacramento (7/9/23)

LEN'S CAREER HIGHS				
MIN:	40	11/10/17	ORL @	PHX
FGM:	13	04/07/19	ATL @	MIL
FGA:	23	04/07/19	ATL @	MIL
3FGM:	6	04/07/19	ATL @	MIL
3FGA:	12	04/07/19	ATL @	MIL
FTM:	11 (2)	11/10/17	ORL @	PHX
FTA:	14	03/04/16	PHX @	ORL
OREB:	9	02/04/16	PHX @	HOU
DREB:	14	12/01/15	PHX @	BKN
REB:	19	12/16/17	PHX @	MIN
AST:	7	04/07/16	PHX @	HOU
STL:	4	11/22/14	PHX @	IND
TO:	7	04/07/16	PHX @	HOU
BLK:	6 (5)	02/05/21	WAS @	MIA
PTS:	33	04/07/19	ATL @	MIL

SACRAMENTO KINGS PLAYERS




41	F	TREY LYLES	6-9/234	9th Season - Kentucky	11/05/95						
	LAST 5 GAMES [* denotes started, # denotes preseason]										
	DATE	OPP	MIN	FG-A	3FG-A	FT-A	R	A	ST	BLK	PTS
	3/31	UTA	19	3-8	3-5	2-2	4	3	0	1	11
	4/2	LAC	27	6-11	3-8	0-1	4	5	1	1	15
	4/4	@NYK	29	4-8	1-5	1-2	3	1	0	0	10
	4/5	@BOS	17	1-7	1-5	0-0	2	0	0	0	3
	4/7	@BKN	29	6-8	2-3	0-0	10	2	1	2	14

LYLES' CAREER HIGHS			
MIN:	41	03/08/20	SAS @ CLE
FGM:	10	02/28/22	SAC @ OKC
FGA:	18	02/29/16	UTA @ BOS
3FGM:	6	01/23/23	MEM @ SAC
3FGA:	10	02/07/24	DET @ SAC
FTM:	11	12/23/21	DET @ MIA
FTA:	13	01/16/22	PHO @ DET
OREB:	5 (3)	02/26/20	DAL @ SAS
DREB:	14	03/26/22	SAC @ ORL
REB:	18	03/26/22	SAC @ ORL
AST:	6	12/04/23	NOP @ SAC
STL:	5	04/13/16	UTA @ LAC
TO:	6	10/20/18	PHO @ DEN
BLK:	4 (2)	12/23/21	DET @ MIA
PTS:	28	12/23/21	DET @ MIA

2023-24 (Sacramento): Averaging 7.4 ppg (.454 FG%, .383 3pt%, .691 FT%), 4.4 rpg, 1.2 apg and 20.1 mpg in 54 games (0 starts) ... Scored in double figures in 18 games ... Grabbed 10+ rebounds in one game ... Recorded one double-double ... Missed 13 games due to a left calf strain (10/25-11/20), one game due to a right ankle sprain (1/7), one game due to illness (2/13) and nine games due to a left knee sprain (3/13-3/29) ... Returned from injury and scored 12 points to go with eight rebounds at NOP (11/22) ... Had a career-high six assists vs. NOP (12/4) ... Went 6-for-7 from the field and 5-of-6 from 3-point range, scoring a season-high 17 points in a win vs. Brooklyn (12/11) ... Scored as season-high 19 points on 7-of-12 shooting, including four made 3s while adding six rebounds in a win at ATL (12/29) ... Scored 12 points on a perfect 4-of-4 from the field, including 3-for-3 from 3-point range in a win at MEM (12/31) ... Had 10 points and three offensive rebounds while drawing three charges in a win vs. ORL (1/3) ... Scored 15 of his 16 points in the first half, making four 3s in the opening half for a new career high in a half in a win at CHI (2/3) ... Shot 6-for-13 from the field and 5-of-10 from behind the arc, scoring a season-high tying 19 points vs. DET (2/7) ... Made 5-of-6 from the field, including three 3s, posting 15 points and seven rebounds in a win vs. DEN (2/9) ... Finished with 15 points, four boards and five assists in a win vs. LAC (4/2) ... Secured a double-double with 14 points, 10 boards and two blocks in a win at BKN (4/7).


NOTES: Entering the 2023-24 season, averaging 7.8 ppg (.443 FG%, .342 3pt%, .747 FT%), 4.3 rpg, 1.0 apg and 18.1 mpg in 523 career NBA games (126 starts) over seven seasons with six teams: Utah (2015-17), Denver (2017-19), San Antonio (2019-21), Detroit (2021-22) and Sacramento (2021-23) ... Averaging 4.4 ppg (.400 FG%, .323 3pt%, 3-5 FT), 3.6 rpg, 0.7 apg and 11.3 mpg in 12 career postseason games (0 starts) with three teams: Utah (2016-17), Denver (2018-19) and Sacramento (2022-23) ... Selected in the first round (12th overall) of the 2015 NBA Draft out of Kentucky (6/25/15) ... Agreed to a deal with Sacramento (7/7/23).

00	F	JaVALE McGEE	7-0/270	16th Season - Nevada	01/19/88									
			LAST 5 GAMES [* denotes started]											
			DATE	OPP	MIN	FG-A	3FG-A	FT-A	R	A	ST	BLK	PTS	
			3/31	UTA			DNP - Coach's Decision							
			4/2	LAC			DNP - Coach's Decision							
			4/4	@NYK	1	0-0	0-0	0-0	0	0	0	0	0	
			4/5	@BOS			DNP - Coach's Decision							
			4/7	@BKN	4	0-1	0-1	0-0	2	0	1	0	0	

McGEE'S CAREER HIGHS			
MIN:	51	03/23/11	WAS @ LAC
FGM:	15	03/22/19	BKN @ LAL
FGA:	20	03/22/19	BKN @ LAL
3FGM:	1 (15)	03/12/24	MIL @ SAC
3FGA:	3	12/10/22	DAL @ CHI
FTM:	10	03/27/11	WAS @ GSW
FTA:	16	12/03/12	TOR @ DEN
OREB:	12	03/22/19	BKN @ LAL
DREB:	13	02/09/11	MIL @ WAS
REB:	20	03/22/19	BKN @ LAL
AST:	4 (3)	11/08/21	PHX @ SAC
STL:	3 (9)	02/10/22	MIL @ PHX
TO:	6 (2)	01/10/12	TOR @ WAS
BLK:	12	03/15/11	WAS @ CHI
PTS:	33	03/22/19	BKN @ LAL

2023-24 (Sacramento): Averaging 3.9 ppg (.600 FG%, 1-6 3pt, .581 FT%), 2.6 rpg and 7.4 mpg in 45 games (0 starts) ... Scored in double figures in three games ... Scored 12 points, including 10 in the first half, to go with six rebounds at HOU (11/4) ... Blocked three shots and added eight points and four rebounds on a perfect 4-of-4 shooting in a win vs. DEN (12/2) ... Totaled four points and four blocks in 12 minutes vs. BOS (12/20).

NOTES: Entering the 2023-24 season, averaging 7.8 ppg (.578 FG%, .197 3pt%, .604 FT%), 5.2 rpg, 1.4 bpg and 16.6 mpg in 863 career NBA games (343 starts) over 15 seasons with eight teams: Washington (2008-12), Denver (2011-15, 2020-21), Philadelphia (2014-15), Dallas (2015-16, 2022-23), Golden State (2016-18), Los Angeles (2018-20), Cleveland (2020-21) and Phoenix (2021-22) ... Among active players, ranks sixth in total blocks, eighth in field goal percentage and 11th in effective field goal percentage (.579 FG%) ... Averaging 5.6 ppg (.616 FG%, 0-6 3pt, .571 FT%), 4.0 rpg, 1.0 bpg and 12.4 mpg in 74 career postseason games (23 starts) with five teams: Denver (2011-13, 2020-21), Dallas (2015-16), Golden State (2016-18), Los Angeles (2019-20) and Phoenix (2021-22) ... An Olympic gold medalist from the 2020 Olympics in Tokyo ... A three-time NBA champion with Golden State (2017, 2018) and Los Angeles (2020) ... 2011 NBA Slam Dunk Contest participant ... Selected in the first round (18th overall) of the 2008 NBA Draft out of Nevada (6/26/08) ... Signed as a free agent with Sacramento (9/2/23).


15	G	DAVION MITCHELL	6-2/205	3rd Season - Baylor	09/05/98						
	LAST 5 GAMES [* denotes started]										
	DATE	OPP	MIN	FG-A	3FG-A	FT-A	R	A	ST	BLK	PTS
	3/31	UTA	21	3-6	1-2	1-2	5	3	1	0	8
	4/2	LAC	25	5-10	4-7	0-0	4	3	0	0	14
	4/4	@NYK	25	5-8	1-2	0-2	2	1	0	0	11
	4/5	@BOS	25	3-8	1-4	0-0	6	5	0	0	7
	4/7	@BKN	28	3-8	2-5	4-4	1	3	1	0	12

MITCHELL'S CAREER HIGHS			
MIN:	46	03/20/22	PHX @ SAC
FGM:	11 (2)	03/30/22	SAC @ HOU
FGA:	23	03/26/22	SAC @ ORL
3FGM:	5	10/31/22	SAC @ CHA
3FGA:	9 (2)	02/05/22	OKC @ SAC
FTM:	6 (2)	04/10/22	SAC @ PHX
FTA:	8	04/10/22	SAC @ PHX
OREB:	3	11/17/21	SAC @ MIN
DREB:	5 (3)	03/26/22	SAC @ ORL
REB:	7 (2)	03/26/22	SAC @ ORL
AST:	17	04/05/22	NOP @ SAC
STL:	4 (2)	01/16/22	HOU @ SAC
TO:	7	04/01/22	SAC @ HOU
BLK:	2 (4)	04/10/22	SAC @ PHX
PTS:	28	03/20/22	PHX @ SAC

2023-24 (Sacramento): Averaging 5.1 ppg (.463 FG%, .359 3pt%, .718 FT%), 1.3 rpg, 1.8 apg and 14.9 mpg in 68 games (4 starts) ... Shooting 53.9% from the field and 42.6% from 3-point range since the All-Star break ... Scored in double figures in eight games ... Missed one game due to illness (12/2) ... Totaled 13 points on 5-of-9 shooting, including 3-for-6 from 3-point range, three rebounds, four assists and three steals at GSW (11/1) ... Went 6-for-9 from the field, scoring 16 points to go with four assists in a win vs. POR (11/8) ... Shot 5-for-6 from the field, including four made 3s, finishing with 14 points and four rebounds at OKC (2/11) ... Scored 16 points on 7-of-8 shooting in a win at MIN (3/1) ... Shot a perfect 4-of-4 from behind the 3-point line, scoring 12 points in a win at LAL (3/6) ... Went 6-of-9 from the field, including 3-for-4 from 3-point range and the free-throw line, scoring a season-high 18 points in a win vs. PHI (3/25).


NOTES: Entering the 2023-24 season, averaging 8.5 ppg (.429 FG%, .317 3pt%, .698 FT%), 1.7 rpg, 3.2 apg, 0.6 spg and 22.7 mpg in 155 games (28 starts) over two seasons with one team: Sacramento (2021-23) ... Averaging 7.1 ppg (.413 FG%, .259 3pt%, 5-6 FT), 1.3 rpg, 1.7 apg, 0.9 mpg and 20.0 mpg in seven career postseason games (0 starts) with one team: Sacramento (2022-23) ... An early entrant candidate selected in the first round (10th overall) by the Sacramento Kings out of Baylor University (7/29/21) ... Had his team option exercised by Sacramento for the 2023-24 season (10/5/22) ... Had his fourth-year option exercised by Sacramento (10/21/23).

SACRAMENTO KINGS PLAYERS

O	G	MALIK MONK	6-3/200	7th Season - Kentucky	02/04/98																																																																		
<div><div></div><div><div>LAST 5 GAMES [* denotes started]</div><table><tr><th>DATE</th><th>OPP</th><th>MIN</th><th>FG-A</th><th>3FG-A</th><th>FT-A</th><th>R</th><th>A</th><th>ST</th><th>BLK</th><th>PTS</th></tr><tr><td>3/31</td><td>UTA</td><td></td><td></td><td></td><td>Inactive - Right Knee Sprain</td><td></td><td></td><td></td><td></td><td></td></tr><tr><td>4/2</td><td>LAC</td><td></td><td></td><td></td><td>Inactive - Right Knee Sprain</td><td></td><td></td><td></td><td></td><td></td></tr><tr><td>4/4</td><td>@NYK</td><td></td><td></td><td></td><td>Inactive - Right Knee Sprain</td><td></td><td></td><td></td><td></td><td></td></tr><tr><td>4/5</td><td>@BOS</td><td></td><td></td><td></td><td>Inactive - Right Knee Sprain</td><td></td><td></td><td></td><td></td><td></td></tr><tr><td>4/7</td><td>@BKN</td><td></td><td></td><td></td><td>Inactive - Right Knee Sprain</td><td></td><td></td><td></td><td></td><td></td></tr></table></div></div>						DATE	OPP	MIN	FG-A	3FG-A	FT-A	R	A	ST	BLK	PTS	3/31	UTA				Inactive - Right Knee Sprain						4/2	LAC				Inactive - Right Knee Sprain						4/4	@NYK				Inactive - Right Knee Sprain						4/5	@BOS				Inactive - Right Knee Sprain						4/7	@BKN				Inactive - Right Knee Sprain					
DATE	OPP	MIN	FG-A	3FG-A	FT-A	R	A	ST	BLK	PTS																																																													
3/31	UTA				Inactive - Right Knee Sprain																																																																		
4/2	LAC				Inactive - Right Knee Sprain																																																																		
4/4	@NYK				Inactive - Right Knee Sprain																																																																		
4/5	@BOS				Inactive - Right Knee Sprain																																																																		
4/7	@BKN				Inactive - Right Knee Sprain																																																																		

2023-24 (Sacramento): Averaging 15.4 ppg (.443 FG%, .350 3pt%, .829 FT%), 2.9 rpg, 5.1 apg and 26.0 mpg in 72 games (0 starts) ... Passed Mike Woodson (13) for the most games with 20 points and five assists off the bench in franchise history at Milwaukee on Jan. 14, currently has 23 ... Has 2,151 points off the bench with Sac, surpassing Lawrence Funderburke (1,951) for sixth-most in team history at the L.A. Lakers on Mar. 6 ... Has 668 assists as a reserve for the Kings as he passed Bobby Jackson (629) for the most assists by a reserve in franchise history vs. Milwaukee on Mar. 12 ... Has made 291 3s off the bench for Sacramento as he passed Bogdan Bogdanovic (225) for fourth-most 3-pointers by a reserve in franchise history on Dec. 3 vs. Orlando ... Set the single season franchise record for most assists by a reserve at Denver on Feb. 28 ... Third-most points (1,110) off the bench in a single season in franchise history ... Only player averaging 15.0 ppg and 5.0 apg off the bench (min. 45 GP) ... Second in points, second in assists and sixth in 3-point field goals (2.1) per game among reserves ... First in total points and total assists (370), third in 3-pointers made (148) and second in free throws made (170) in the NBA among reserves... Has 45 games with five-plus assists, the most by a reserve this season; tied for sixth-most by a reserve in a season in NBA history ... Had nine straight games with five assists from Dec. 4-22, the longest such streak of his career... Had a steal in seven straight games (11/6-11/19), the longest such streak of his career ... His 19 free throw attempts in a single game are tied for the 12th-most by any player this season ... Scored in double figures in 52 games, including 25 games with 20+ points and 30+ points in two games ... Third-most 20-point games by a reserve in a season in franchise history ... One of two players with multiple 35-point games off the bench in a season and the first since Kelly Oubre Jr. during the 2021-22 season ... Scored 20+ points in four straight games since Feb. 9, tying the longest 20-point streak of his career ... Has the most 20-point games off the bench this season ... Has 17 games with 20+ points and five-plus assists off the bench, the most in the NBA ... Dished out 10+ assists in two games ... Recorded two double-doubles ... One of six players with multiple 20-point double-doubles as a reserve ... One of two players off the bench with multiple 20-point, 10-assist games ... Missed one game due to right foot irritation (12/23) and five games due to a right knee sprain (3/31-4/7) ... Scored 22 points on 7-of-17 shooting, including four made 3s, totaling 11 points in overtime alone in a win vs. LAL (10/29) as he became the fifth Kings player over the last 20 seasons with 10+ points in a overtime period ... Posted 16 points and a pair of blocks while grabbing a career-high three offensive rebounds at GSW (11/1) ... Secured his third career double-double with 23 points and a career-high 10 assists while setting career highs at the free-throw line, going 15-for-19, including 12-of-12 in the fourth quarter and OT in a win vs. POR (11/8) as he recorded the most free throws made and attempted by a reserve since starting lineups were recorded in 1972-73 ... Finished with 20 points and eight assists, going 7-for-11 from the field and 6-of-9 from 3-point range in a win at SAS (11/17) ... Scored 21 points on 8-of-15 shooting, including the game-winner vs. GSW (11/28) ... Made nine of 14 attempts from the field, finishing with 26 points in a win vs. DEN (12/2) ... Tallied 21 points and nine assists in a win vs. BKN (12/11) ... Shot 10-of-13 from the floor, including 4-for-5 from 3-point range, finishing with a season-high 27 points, four boards and five assists in a win at MEM (12/31) as he is the third player in NBA history with 25 points, five assists and four rebounds in 21 minutes played or fewer ... Scored a season-high 37 points on 12-of-20 shooting, including 7-for-13 from 3, to go with nine assists in a career-high 46 minutes in a double overtime win vs. ORL (1/3) ... Tied his career-high with 10 assists and added 23 points, five rebounds and a pair of blocks vs. DET (2/7) ... Set a career high for points in a half with 29 second half points, finishing with a season-high 39 points on career bests 16-of-29 from the field in an overtime win at MIN (3/1) ... Scored 12 of his 28 points in overtime to go with six rebounds and six assists in a win vs. MEM (3/18) as his 12 OT points are the second-most in an OT period by a Kings player over the last 25 seasons.

NOTES: Entering the 2023-24 season, averaging 10.9 (.430 FG%, .356 3pt%, .849 FT%), 2.4 rpg, 2.4 apg and 20.8 mpg in 386 career games (38 starts) over six seasons with three teams: Charlotte (2017-21), Los Angeles (2021-22) and Sacramento (2022-23) ... Averaging 19.0 ppg (.409 FG%, .333 3pt%, .898 FT%), 5.4 rpg, 3.6 apg, 0.7 spg and 29.3 mpg in seven career postseason games (0 starts) with one team: Sacramento (2022-23) ... Tied for ninth in franchise history in made 3-pointers (13) ... Holds the fifth-highest free throw percentage in franchise history ... An early entrant candidate selected in the first round (11th overall) of the 2017 NBA Draft by Charlotte out of Kentucky (6/22/17) ... Agreed to a deal with Sacramento (7/6/22).

13	F	KEEGAN MURRAY	6-8/215	2nd Season - Iowa	08/19/00						
	LAST 5 GAMES [* denotes started]										
	DATE	OPP	MIN	FG-A	3FG-A	FT-A	R	A	ST	BLK	PTS
	3/31	UTA	35*	10-18	5-12	0-0	4	3	0	1	25
	4/2	LAC	38*	8-18	2-7	1-1	5	2	1	1	19
	4/4	@NYK	32*	7-14	4-10	0-0	2	0	0	1	18
	4/5	@BOS	42*	4-15	2-10	0-0	11	4	1	1	10
	4/7	@BKN	38*	7-18	3-10	2-2	6	4	0	4	19

2023-24 (Sacramento): Averaging 15.1 ppg (.458 FG%, .356 3pt%, .822 FT%), 5.4 rpg, 1.7 apg, 1.0 spg and 33.5 mpg in 73 games (73 starts) ... Made 11 straight 3s vs. Utah on Dec. 16, setting the NBA single-game record for consecutive makes from behind the arc ... One of five players with three games with 30+ points with an 85.0+ TS%, one of 17 with multiple such performances ... One of eight players with 10+ 3s in a game this season ... Among second-year players, ranks fourth in points, eighth in rebounds, third in steals and first in 3s (2.3) per game and fourth in total points (1,103), seventh in rebounds (393), third in steals (73) and first in 3-pointers (168) ... Among 106 players to defend at least 50 iso possessions this season, ranks second in opponent FG% (28.9%), first in effective FG% (30.7%) and first in points per possession (0.69) ... Has 19 multi-steal games... Had a steal in eight straight games from Nov. 6-20 ... Scored in double figures in 55 games, including 17 games with 20+ points, three games with 30+ points and one game with 40+ points ... Has 15 consecutive games with double-digit scoring since Mar. 10, longest streak of his career ... Scored 20+ points in two straight games five times this season, including from 2/26-2/28 ... Had 25+ points in consecutive games twice this season (12/16-12/18, 1/9-1/10) ... Grabbed 10+ rebounds in seven games ... Recorded seven double-doubles, including in consecutive games from Dec. 3-5 ... Missed two games due to SI joint irritation (11/28-11/29), two games due to lower back soreness (11/22-11/24) and one game due to a left ankle sprain (3/12) ... Totaled 17 points, eight boards, five assists and a pair of steals in a win vs. LAL (10/29) ... Secured the second 20-point double-double of his career with 24 points, 11 rebounds and three steals in a win vs. OKC (11/10) ... Made nine of 13 attempts, including 5-for-8 from beyond the arc, scoring 25 points to go with eight rebounds in a win vs. CLE (11/13) ... Went 9-for-13 from the floor and 4-of-4 from 3-point range, scoring 24 points in a win vs. BKN (12/11) ... Scored a career-high 47 points (16-23 FG, 12-15 3pt), setting the franchise record for made 3s in a game as he had 26 points and seven made 3s in the third quarter alone, also setting franchise records for points and triples in a quarter in a win vs. UTA (12/16) ... Notched 20 points, seven rebounds and a career-high tying three steals vs. MIN (12/23) ... Posted 28 points and a season-high 12 rebounds in a career-high 46 minutes in a double overtime win vs. ORL (1/3) ... Scored 32 points on 13-of-17 shooting, including 5-for-9 from 3-point range, to go with five boards and a pair of blocks in a win vs. DET (1/9) ... Shot 12-for-18 from the field and 7-of-11 from 3-point range, totaling 33 points, five rebounds and a pair of blocks at MIA (1/31) ... Scored 28 points on 10-of-14 shooting, including 6-for-7 from behind the arc vs. MIA (2/26).


NOTES: Earned All-Rookie First Team honors for the 2022-23 season ... Named the Most Valuable Player at NBA 2K23 Summer League in Las Vegas after averaging 23.3 ppg, 7.3 rpg and 1.3 spg ... 2022 All-Summer League First Team selection ... An early entrant candidate selected in the first round (4th overall) of the 2022 NBA Draft by the Sacramento Kings out of Iowa (6/23/22) ... Agreed to a deal with Sacramento (7/2/22)... Highest drafted Hawkeye in program history, eclipsing Fred Brown who was selected with the sixth overall pick in the 1971 NBA Draft ... The first Hawkeye drafted in the first round since Ricky Davis in 1998.

MONK'S CAREER HIGHS				
MIN:	44	11/26/21	SAC	@ LAL
FGM:	16	03/01/24	SAC	@ MIN
FGA:	29	03/01/24	SAC	@ MIN
3FGM:	9	02/01/21	CHA	@ MIA
3FGA:	14	04/10/22	LAL	@ DEN
FTM:	15	11/08/23	POR	@ SAC
FTA:	19	11/08/23	POR	@ SAC
OREB:	3 (2)	11/01/23	SAC	@ GSW
DREB:	10	01/30/22	LAL	@ ATL
REB:	10 (2)	01/30/22	LAL	@ ATL
AST:	10 (2)	02/07/24	DET	@ SAC
STL:	3 (3)	03/07/22	LAL	@ ATL
TO:	6	03/07/24	SAS	@ SAC
BLK:	3 (2)	12/22/23	PHX	@ SAC
PTS:	41	04/10/22	LAL	@ DEN

MURRAY'S CAREER HIGHS				
MIN:	43	02/24/23	SAC	@ LAC
FGM:	16	12/16/23	UTA	@ SAC
FGA:	23	12/16/23	UTA	@ SAC
3FGM:	12	12/16/23	UTA	@ SAC
3FGA:	15	12/16/23	UTA	@ SAC
FTM:	7 (2)	03/10/24	HOU	@ SAC
FTA:	8	12/14/23	OKC	@ SAC
OREB:	6	01/30/23	SAC	@ MIN
DREB:	11	01/20/23	OKC	@ SAC
REB:	16	01/20/23	OKC	@ SAC
AST:	6	02/14/23	SAC	@ PHX
STL:	3 (7)	02/26/24	MIA	@ SAC
TO:	5	10/29/22	MIA	@ SAC
BLK:	4	04/07/24	SAC	@ BKN
PTS:	47	12/16/23	UTA	@ SAC

SACRAMENTO KINGS PLAYERS




10	C/F	DOMANTAS SABONIS	6-11/240	8th Season - Gonzaga	05/03/96						
	LAST 5 GAMES [* denotes started]										
	DATE	OPP	MIN	FG-A	3FG-A	FT-A	R	A	ST	BLK	PTS
	3/31	UTA	34*	7-14	0-1	3-3	11	6	1	1	17
	4/2	LAC	35*	8-17	0-3	6-10	20	9	2	0	22
	4/4	@NYK	36*	7-13	0-0	3-5	11	7	0	1	17
	4/5	@BOS	34*	6-13	0-0	4-7	16	6	1	1	16
	4/7	@BKN	35*	7-14	0-1	4-5	20	9	1	2	18

SABONIS' CAREER HIGHS			
MIN:	46	02/17/21	IND @ MIN
FGM:	18	01/08/22	UTA @ IND
FGA:	25	02/03/22	IND @ MIL
3FGM:	4 (4)	10/20/21	IND @ CHA
3FGA:	7 (2)	10/30/21	TOR @ IND
FTM:	13	03/18/24	MEM @ SAC
FTA:	15 (2)	03/18/24	MEM @ SAC
OREB:	10	03/13/23	MIL @ SAC
DREB:	21	11/29/21	IND @ MIN
REB:	26	01/29/24	SAC @ MEM
AST:	16	01/13/23	HOU @ SAC
STL:	5	01/22/21	ORL @ IND
TO:	11	01/02/24	CHA @ SAC
BLK:	4 (3)	03/16/23	SAC @ BKN
PTS:	42	01/08/22	UTA @ IND

2023-24 (Sacramento): Averaging 19.5 ppg (.595 FG%, .378 3pt%, .703 FT%), 13.8 rpg, 8.3 apg, 0.9 spg and 35.8 mpg in 78 games (78 starts) ... Passed Jerry Lucas for the longest overall double-double streak in franchise history vs. Dallas on Mar. 29 ... Passed Kevin Love for the longest double-double streak since the ABA-NBA merger (1976-77) vs. Philadelphia on Mar. 25 ... Fifth player in NBA history with 25+ triple-doubles in a season ... Averaging 19.8 ppg, 14.4 rpg and 8.7 apg over his last 61 games, ranking first in RPG and sixth in APG in that span ... Averaged 20.0 ppg, 13.8 rpg and 10.2 apg in Feb., becoming the third player in NBA history to average a triple-double on 60.0%+ shooting from the field in a month, joining Wilt Chamberlain and Nikola Jokic ... Became the 11th player in NBA history to reach 50 career triple-doubles at Phoenix on Feb. 13 ... One of five players in NBA history with a double-double in 60 straight games ... Has 24 career triple-doubles with 15+ rebounds, the fifth-most in NBA history, passing Magic Johnson (16) and Larry Bird (16) at Miami on Jan. 31 ... Posted eight triple-doubles in Feb. ... Tallied seven triple-doubles in Jan., fourth player in NBA history with seven or more in the month ... Had five triple-doubles in December, one of eight players in NBA history with five-plus triple-doubles in the month ... One of three players in franchise history with four or more 20-rebound triple-doubles, including three this season ... Has 27 career 20-point triple-doubles, 14th in NBA history ... Has 15 20-point triple-doubles with the Kings, second-most in franchise history ... Passed Chris Webber for most triple-doubles in the Sacramento era with 40 ... 11th in NBA history in career triple-doubles (58) and sixth in career triple-doubles among active players ... First in the NBA in rebounding average and in total rebounds (1,074), sixth in assists per game and fourth in total assists (646) and ninth in field goal percentage ... One of two players with 15+ rebounds in multiple halves ... One of two players averaging 19.0 points, 10.0 rebounds and 5.0 assists per game on 59.0% shooting ... Only player to total at least 1,500 points, 1,000 rebounds and 600 assists this season ... Scored in double figures in 75 games, including 20+ points in 37 games and 30+ points in six games ... Grabbed 10+ rebounds in 72 games, the most in the NBA, 15+ rebounds in 30 games (1st), and 20+ rebounds in eight games (1st) ... Collected 10+ rebounds in a half 24 times, the most in the NBA ... Had 20+ rebounds in consecutive games (3/4-6) and 15+ rebounds in five straight games (3/1-8) ... Second player with 15+ boards in five straight games this season and the first Kings player with such a five-game streak since Sam Lacey (6, 11/21-11/29/74) ... Has grabbed 10+ rebounds in 35 consecutive outings, longest streak this season and seventh-longest 10-rebound streak in franchise history; also had 25-game streak from Dec. 2-Jan. 22 ... Had 15+ rebounds in four straight games from Dec. 31-Jan. 5 ... Dished out 10+ assists in 29 games, fourth-most 10-assist games, and 15+ assists in two games ... Recorded 74 double-doubles, the most in the NBA, and the most by a Kings player in the Sac era ... Has 61 straight games with a double-double since Dec. 2, longest active streak and longest overall this season; set the longest single season double-double streak in franchise history on Mar. 12 vs. Milwaukee, passing Jerry Lucas, seventh-longest streak in NBA history ... Tallied 26 triple-doubles, most in the league, including 12 20-point triple-doubles, third in the NBA; tied for second-most triple-doubles in a season in franchise history ... Had three consecutive 20-point triple-doubles from Jan. 14-18, first player with three straight 20-point triple-doubles for the franchise since Oscar Robertson during the 1965-66 season ... Had a triple-double in consecutive games five times this season ... Only player over the last 50 seasons with at least 70 double-doubles and 25 triple-doubles in a season ... Posted 33 games with 20-10-5, third-most this season ... Totaled 15 points, 15 rebounds and five assists in 22 games, the most in the NBA ... Has 10 points, 10 rebounds and five assists in 66 games, the most in the NBA ... Went 8-for-16 from the field, scoring 23 points to go with 11 boards and eight assists at GSW (11/1) ... Finished with 27 points, 11 boards and nine assists on 11-of-14 shooting in a win vs. POR (11/8) ... Notched a triple-double with 17 points, 13 boards, 13 assists and a pair of blocks in a win vs. OKC (11/10) ... Scored 23 points and added nine rebounds, 10 assists and two blocks in a win vs. CLE (11/13) ... Scored 29 points to go with 16 rebounds, seven assists and three steals in a win at LAL (11/15) ... Shot 9-for-13 from the field and 7-of-8 at the free-throw line, totaling 27 points, 14 rebounds and seven assists in a win vs. SAS (11/17) ... Had 32 points, 13 boards and six assists in a win at DAL (11/19) ... Notched a triple-double with 26 points, 13 rebounds, 10 assists and a pair of steals vs. NOP (12/4) ... Posted 28 points, 13 rebounds and 12 rebounds, including 20 points and nine rebounds in the first half, for his third triple-double of the season in a win vs. WAS (12/18) ... Notched a triple-double with 28 points, 11 boards and 12 assists on 12-of-15 shooting in a win vs. PHX (12/22) ... Scored 34 points to go with 12 rebounds and five assists at POR (12/26) ... Collected a season-high 21 rebounds, including 15 in the first half, to go with 13 points and 12 assists in a win at MEM (12/31) ... Totaled 20 points, 23 rebounds and 12 assists while adding two steals in a win vs. ORL (1/3) to become the fifth player in franchise history with 20 points and 20 rebounds in a triple-double ... Scored a season-high 37 points and added 10 rebounds, 13 assists and three steals in a win at DET (1/9) ... Scored 21 points (9-10 FG) and added a season-high 15 assists and 13 rebounds at MIL (1/14) becoming the first player in NBA history to post 20 points, 15 assists and 10 rebounds on 90 FG% ... Shot 10-for-11 from the field, finishing with 20 points, a career-high 26 rebounds and five assists in a win at Memphis (1/29) as he became the second player in NBA history with 20-25-5 on 90%+ shooting while tying the Sac era single-game rebound record ... Notched 12 points, 19 rebounds and 15 assists at CLE (2/5) as he recorded a triple-double in 20 minutes and 29 seconds, the seventh-fastest triple-double in a game in NBA history ... Totaled 30 points, 12 rebounds and seven assists vs. DET (2/7) ... Tallied 35 points, 18 rebounds, 12 assists and three blocks at PHX (2/13) becoming the first Kings player with 30-15-10 since Oscar Robertson on Feb. 9, 1965.

NOTES: Entering the 2023-24 season, averaging 15.1 ppg (.548 FG%, .326 3pt%, .731 FT%), 9.7 rpg, 4.2 apg, 0.8 spg and 29.4 mpg in 494 career games (354 starts) over seven seasons with three teams: Oklahoma City (2016-17), Indiana (2017-22) and Sacramento (2021-23) ... His 32 career triple-doubles are the third-most by a center in NBA history ... Posted 14 triple-doubles with Sacramento, tied for second in franchise history ... Five-time Player of the Week winner, including three times in the West (Weeks Ending 1/15/23, 3/12/23 and 3/19/23) and two times in the East (Weeks Ending 12/27/20 and 12/12/2021) ... Averaging 12.0 ppg (.503 FG%, 3-17 3pt, .672 FT%), 7.0 rpg, 2.7 apg and 25.5 mpg in 20 postseason games (7 starts) with three teams: Oklahoma City (2016-17), Indiana (2017-19) and Sacramento (2022-23) ... Selected to participate in the 2017 BBVA Compass Rising Stars Challenge ... Named to the 2018 Mtn Dew Kickstart Rising Star game ... A three-time NBA All-Star reserve (2020, 2021, 2023) ... Winner of the 2021 All-Star Skills Challenge ... Selected in the first round (11th overall) of the 2016 NBA Draft by Orlando out of Gonzaga (6/23/16) ... Renegotiated his contract and signed to a multi-year extension with Sacramento (7/7/23).


18	F	JALEN SLAWSON	6-7/218	Rookie - Furman	10/22/99																																																																		
<div><div></div><div><div>LAST 5 GAMES [* denotes started]</div><table><tr><th>DATE</th><th>OPP</th><th>MIN</th><th>FG-A</th><th>3FG-A</th><th>FT-A</th><th>R</th><th>A</th><th>ST</th><th>BLK</th><th>PTS</th></tr><tr><td>3/31</td><td>UTA</td><td></td><td></td><td></td><td>Inactive - Transferred to G League</td><td></td><td></td><td></td><td></td><td></td></tr><tr><td>4/2</td><td>LAC</td><td>1</td><td>0-0</td><td>0-0</td><td>0-0</td><td>0</td><td>0</td><td>0</td><td>0</td><td>0</td></tr><tr><td>4/4</td><td>@NYK</td><td></td><td></td><td></td><td>Inactive - Transferred to G League</td><td></td><td></td><td></td><td></td><td></td></tr><tr><td>4/5</td><td>@BOS</td><td></td><td></td><td></td><td>Inactive - Transferred to G League</td><td></td><td></td><td></td><td></td><td></td></tr><tr><td>4/7</td><td>@BKN</td><td></td><td></td><td></td><td>Inactive - Transferred to G League</td><td></td><td></td><td></td><td></td><td></td></tr></table></div></div>						DATE	OPP	MIN	FG-A	3FG-A	FT-A	R	A	ST	BLK	PTS	3/31	UTA				Inactive - Transferred to G League						4/2	LAC	1	0-0	0-0	0-0	0	0	0	0	0	4/4	@NYK				Inactive - Transferred to G League						4/5	@BOS				Inactive - Transferred to G League						4/7	@BKN				Inactive - Transferred to G League					
DATE	OPP	MIN	FG-A	3FG-A	FT-A	R	A	ST	BLK	PTS																																																													
3/31	UTA				Inactive - Transferred to G League																																																																		
4/2	LAC	1	0-0	0-0	0-0	0	0	0	0	0																																																													
4/4	@NYK				Inactive - Transferred to G League																																																																		
4/5	@BOS				Inactive - Transferred to G League																																																																		
4/7	@BKN				Inactive - Transferred to G League																																																																		

SLAWSON'S CAREER HIGHS			
MIN:	12	11/20/23	SAC @ NOP
FGM:	2	11/20/23	SAC @ NOP
FGA:	3	11/20/23	SAC @ NOP
3FGM:			
3FGA:	1	11/20/23	SAC @ NOP
FTM:			
FTA:			
OREB:			
DREB:	3	11/20/23	SAC @ NOP
REB:	3	11/20/23	SAC @ NOP
AST:	2	11/20/23	SAC @ NOP
STL:	1	03/20/24	SAC @ TOR
TO:	1 (2)	12/11/23	BKN @ SAC
BLK:	1	11/20/23	SAC @ NOP
PTS:	4	11/20/23	SAC @ NOP

2023-24 (Sacramento): Totaled six points (3-5 FG, 0-2 3pt), seven rebounds, two assists, one steal and one block, averaging 3.3 mpg in 10 games (0 starts).

NOTES: Selected in the second round (54th overall) of the 2023 NBA Draft by the Sacramento Kings out of Furman (6/22/23) ... Agreed to a Two-Way contract with Sacramento (7/2/23).

SACRAMENTO KINGS PLAYERS & 2023-24 STARTING LINEUPS & GAMES MISSED

7	F	SASHA VEZENKOV	6-8/215	Rookie - Olympiacos (Greece)					08/16/95		
	LAST 5 GAMES [* denotes started]										
	DATE	OPP	MIN	FG-A	3FG-A	FT-A	R	A	ST	BLK	PTS
	3/31	UTA	10	2-3	1-1	0-0	2	1	2	0	5
	4/2	LAC	10	0-1	0-1	2-2	1	0	1	0	2
	4/4	@NYK	14	4-8	3-7	0-0	2	2	0	0	11
	4/5	@BOS	14	2-7	2-6	0-0	2	1	0	0	6
	4/7	@BKN	3	0-0	0-0	0-0	0	0	0	0	0

VEZENKOV'S CAREER HIGHS				
MIN:	24	11/29/23	LAC	@ SAC
FGM:	6	01/16/24	SAC	@ PHX
FGA:	10	10/29/23	LAL	@ SAC
3FGM:	3 (3)	04/04/24	SAC	@ NYK
3FGA:	7	04/04/24	SAC	@ NYK
FTM:	3	02/07/24	DET	@ SAC
FTA:	3 (2)	02/07/24	DET	@ SAC
OREB:	5	01/12/24	SAC	@ PHI
DREB:	5	11/01/23	SAC	@ GSW
REB:	7	12/18/23	WAS	@ SAC
AST:	3	12/12/23	SAC	@ LAC
STL:	3	12/08/23	SAC	@ PHX
TO:	2	11/22/23	SAC	@ NOP
BLK:	2	11/28/23	GSW	@ SAC
PTS:	14 (2)	01/16/24	SAC	@ PHX

2023-24 (Sacramento): Averaging 5.5 ppg (.446 FG%, .383 3pt%, .800 FT%), 2.3 rpg and 12.2 mpg in 40 games (0 starts) ... Scored in double figures in eight games ... Missed one game due to left thumb soreness (11/20) and 29 games due to a right ankle sprain (1/25-2/5, 2/11-3/29) ... Made 4-of-6 field goal attempts, including 3-for-5 from 3-point range, scoring 11 points in a win vs. CLE (11/13) ... Totaled eight points, four rebounds and a pair of blocks in a win vs. GSW (11/28) ... Scored a 13 points on 5-of-7 shooting to go with a career-high tying five rebounds vs. LAC (11/29) ... Went 5-for-7 from the field, including 2-of-3 from behind the arc, scoring a career-high 14 points to go with three steals in a win at Phoenix (12/8).

NOTES: Selected in the second round (57th overall) in the 2017 NBA Draft by the Brooklyn Nets (6/22/17) ... Draft rights traded to Sacramento from Cleveland along with cash considerations in exchange for a 2022 second-round draft pick (49th overall) (6/23/22) ... Signed a deal with Sacramento (7/13/23).

2023-24 REGULAR SEASON STARTING LINEUPS

KINGS STARTING LINEUPS: 7 starting lineups this season; last lineup in **bold**

Lineup (SF, PF, C, SG, PG)	Record	Date(s)
Barnes, Murray, Sabonis, Huerter, Fox	27-16	10/25, 10/27, 10/29, 11/13, 11/15, 11/17, 11/20, 12/2, 12/4, 12/8, 12/11, 12/12, 12/14, 12/18, 12/20, 12/22, 12/23, 12/26, 12/28, 1/9, 1/10, 1/14, 1/16, 1/18, 1/22, 1/25, 1/27, 1/29, 1/31, 2/2, 2/3, 2/5, 2/7, 2/9, 2/11, 2/13, 2/14, 2/22, 2/25, 2/26, 3/4, 3/6, 3/7, 3/16, 3/18
Barnes, Murray, Sabonis, Huerter, Mitchell	0-4	11/1, 11/4, 11/6, 2/28
Barnes, Murray, Sabonis, Huerter, Ellis	4-0	11/8, 11/10, 12/16, 3/1
Barnes, Murray, Sabonis, Duarte, Fox	4-3	11/19, 12/31, 1/2, 1/3, 1/5, 1/7, 1/12
Huerter, Barnes, Sabonis, Duarte, Fox	2-2	11/22, 11/24, 11/28, 11/29
Huerter, Barnes, Sabonis, Ellis, Fox	1-0	3/12
Barnes, Murray, Sabonis, Ellis, Fox	7-5	3/13, 3/20, 3/21, 3/23, 3/25, 3/26, 3/29, 3/31, 4/2, 4/4, 4/5, 4/7

2023-24 PLAYERS GAMES MISSED

Player	Games Missed	Reason	Date
Chris Duarte	1	Left Knee Soreness	12/4
	3	Right Ankle Sprain	2/7, 2/9, 2/11 ^{DND}
Keon Ellis	3	Left Ankle Sprain	11/20, 11/22, 11/24
De'Aaron Fox	5	Right Ankle Sprain	11/1, 11/4, 11/6, 11/8, 11/10
	1	Right Shoulder Irritation	12/16
	2	Left Knee Contusion	2/28, 3/1
Kevin Huerter	1	Left Finger Sprain	11/19
	1	Left Ankle Sprain	1/12
	1	Right Leg Contusion	3/13
	11	Left Shoulder Dislocation	3/20, 3/21, 3/23, 3/25, 3/26, 3/29, 3/31, 4/2, 4/4, 4/5, 4/7
Colby Jones	1	Low Back Soreness	12/8
Alex Len	19	Right High Ankle Sprain	11/15, 11/17, 11/19, 11/20, 11/22, 11/24, 11/28, 11/29, 12/2, 12/4, 12/8, 12/11, 12/12 ^{DND} , 12/14, 12/16, 12/18, 12/20, 12/22, 12/23
	1	Illness	2/25
Trey Lyles	13	Left Calf Strain	10/25, 10/27, 10/29, 11/1, 11/4, 11/6, 11/8, 11/10, 11/13, 11/15, 11/17, 11/19, 11/20
	1	Right Ankle Sprain	1/7
	1	Illness	2/13 ^{DND}
	9	Left Knee Sprain	3/13, 3/16, 3/18, 3/20, 3/21, 3/23, 3/25, 3/26, 3/29
Davion Mitchell	1	Illness	12/3
Malik Monk	1	Right Foot Irritation	12/23
	5	Right Knee Sprain	3/31, 4/2, 4/4, 4/5, 4/7
Keegan Murray	2	Lower Back Soreness	11/22, 11/24
	2	SI Joint Irritation	11/28, 11/29
	1	Left Ankle Sprain	3/12
Jalen Slawson	1	Illness	10/25
Sasha Vezenkov	1	Left Thumb Soreness	11/20 ^{DND}
	29	Right Ankle Sprain	1/25, 1/27, 1/29, 1/31, 2/2, 2/3, 2/5, 2/11, 2/13, 2/14, 2/22, 2/25, 2/26, 2/28, 3/1, 3/4, 3/6, 3/7, 3/10, 3/12, 3/13, 3/16, 3/18, 3/20, 3/21, 3/23, 3/25, 3/26, 3/29

Games Missed

117

*does not account for games missed due to coach's decision, Two-Way contracts or G League assignments

2023-24 SACRAMENTO KINGS HIGHS AND LOWS



KINGS GAME HIGH/LOWS

OPPONENT GAME HIGH/LOWS

INDIVIDUAL - MOST

Points:	47	Keegan Murray, 12/16 vs. UTA
Field Goals Made:	19	De'Aaron Fox, 3/6 @ LAL
Field Goals Attempted:	32 [3]	De'Aaron Fox, 3/7 vs. SAS
Free Throws Made:	15	Malik Monk, 11/8 vs. POR ^{OT}
Free Throws Attempted:	19	Malik Monk, 11/8 vs. POR ^{OT}
3PT Field Goals Made:	12*	Keegan Murray, 12/16 vs. UTA
3PT FG Attempted:	16	De'Aaron Fox, 12/29 @ ATL
Rebounds:	26	Domantas Sabonis, 1/29 @ MEM
Offensive Rebounds:	10	Domantas Sabonis, 3/4 vs. CHI
Defensive Rebounds:	20	Domantas Sabonis, 1/29 @ MEM
Assists:	16	De'Aaron Fox, 12/2 vs. DEN
Steals:	6 [2]	De'Aaron Fox, 3/21 @ WAS
Blocks:	5	Keon Ellis, 3/18 vs. MEM
Turnovers:	11	Domantas Sabonis, 1/2 vs. CHA
Minutes:	46 [3]	Monk, Murray, Sabonis, 1/3 vs. ORL ^{2OT}

TEAM - MOST

Points, Game (OT):	142	1/14 @ MIL ^{OT}
Points, Game:	143	12/18 vs. WAS
Field Goals Made:	55	1/14 @ MIL ^{OT}
Field Goals Attempted:	105	1/14 @ MIL ^{OT}
Best Field Goal %:	.590	11/13 vs. CLE
Free Throws Made:	29	11/22 @ NOP
Free Throws Attempted:	42	11/28 vs. GSW
Best Free Throw %:	.895	3/21 @ WAS
3PT FG Made:	25*	12/11 vs. BKN
3PT FG Attempted:	51 [2]	4/5 @ BOS
Best 3PT FG %	.556	12/11 vs. BKN
Rebounds:	59 [2]	3/18 vs. MEM ^{OT}
Offensive Rebounds:	23	1/12 @ PHI
Defensive Rebounds:	50	12/31 @ MEM
Assists:	39	1/9 @ DET
Personal Fouls:	28	10/29 vs. LAL ^{OT}
Steals:	20	11/15 @ LAL
Blocks:	12	4/7 @ BKN
Turnovers:	21 [3]	1/3 vs. ORL ^{2OT}
Pts. Off Turnovers Allowed:	30 [2]	2/11 @ OKC
Points in the Paint:	82	1/9 @ DET
2nd Chance Points:	28	3/20 @ TOR
Fast Break Points	36	3/20 @ TOR
Bench Points:	65	2/9 vs. DEN

TEAM - LEAST

Points:	89	11/4 @ HOU
Field Goals Made	30	3/16 vs. NYK
Field Goals Attempted:	76	11/22 @ NOP
Worst Field Goal %:	.337	1/12 @ PHI
Free Throws Made:	6	1/29 @ MEM
Free Throws Attempted:	10	1/29 @ MEM
Worst Free Throw %:	.522	12/20 vs. BOS
3PT FG Made:	6	3/10 vs. HOU
3PT FG Attempted:	30	1/27 @ DAL
Worst 3PT FG %:	.188	3/10 vs. HOU
Rebounds:	25	1/7 vs. NOP
Offensive Rebounds:	4 [3]	2/3 @ CHI
Defensive Rebounds:	17	1/7 vs. NOP
Assists:	20 [2]	1/12 @ PHI
Steals:	1	11/29 vs. LAC
Blocks:	0	12/8 @ PHX
Turnovers:	4	2/7 vs. DET
Personal Fouls:	12	1/7 vs. NOP

*indicates franchise record

INDIVIDUAL - MOST

43 [2]	Paolo Banchero, 1/3 vs. ORL ^{2OT}
17	Jalen Brunson, 3/16 vs. NYK
28	Jalen Brunson, 3/16 vs. NYK
17	Anthony Edwards, 11/24 @ MIN
18 [2]	Shai Gilgeous-Alexander, 12/14 vs. OKC
8	Jordan Poole, 12/18 vs. WAS
14 [2]	Steph Curry, 1/25 @ GSW
17	Rudy Gobert, 12/23 vs. MIN
6 [5]	Richaun Holmes, 3/21 @ WAS
15	LeBron James, 10/29 vs. LAL ^{OT}
17	Luka Doncic, 1/27 @ DAL
5 [3]	Victor Wembanyama, 2/22 vs. SAS
6	Kristaps Porzingis, 12/20 vs. BOS
8 [2]	Paolo Banchero, 1/3 vs. ORL ^{2OT}
46	Luka Doncic, 1/27 @ DAL

OPPONENT TEAM - MOST

143	1/14 @ MIL ^{OT}
144	12/20 vs. BOS
51 [2]	2/5 @ CLE
102	12/14 vs. OKC
.610	1/7 vs. NOP
29	2/13 @ PHX
37	11/22 @ NOP
1.000 [2]	3/7 vs. SAS
25	1/3 vs. ORL ^{2OT}
45	10/29 vs. LAL ^{OT}
.568	1/3 vs. ORL ^{2OT}
55	11/20 @ NOP
18	12/29 @ ATL
45 [2]	11/20 @ NOP
39	3/7 vs. SAS
31	11/28 vs. GSW
14	10/27 vs. GSW
10 [3]	1/5 vs. TOR
23	11/15 @ LAL
37	2/9 vs. DEN
72	2/22 vs. SAS
26	12/29 @ ATL
31	2/5 @ CLE
65	12/26 @ POR

OPPONENT TEAM - LEAST

77	4/7 @ BKN
30 [4]	4/7 @ BKN
74	3/29 vs. DAL
.349	4/7 @ BKN
8	3/26 vs. DAL
11	2/28 @ DEN
.647	2/5 @ CLE
5	12/22 vs. PHX
22	11/8 vs. POR ^{OT}
.179	3/12 vs. MIL
31	3/20 @ TOR
1	12/31 @ MEM
20	3/20 @ TOR
17 [2]	4/7 @ BKN
2 [5]	3/25 vs. PHI
1 [5]	4/2 vs. LAC
7	11/29 vs. LAC
12	12/16 vs. UTA

2023-24 INACTIVE LIST

DATE	OPP	PLAYER
10/25	@UTA	Lyles, Slawson
10/27	GSW	Ford, Lyles
10/29	LAL	Ford, Lyles
11/1	@GSW	Fox, Lyles
11/4	@HOU	Fox, Lyles, Slawson
11/6	@HOU	Fox, Lyles, Slawson
11/8	POR	Fox, Lyles, Slawson
11/10	OKC	Fox, Lyles, Petrušev, Slawson
11/13	CLE	Lyles, Petrušev, Slawson
11/15	@LAL	Ford, Jones, Len, Lyles
11/17	@SAS	Ford, Jones, Len, Lyles
11/19	@DAL	Ford, Huerter, Len, Lyles
11/20	@NOP	Ellis, Ford, Len, Lyles
11/22	@NOP	Ellis, Ford, Len, Murray
11/24	@MIN	Ellis, Ford, Len, Murray
11/28	GSW	Len, Murray
11/29	LAC	Len, Murray
12/2	DEN	Ford, Len, Mitchell
12/4	NOP	Duarte, Len
12/11	BKN	Ford, Jones, Len, Slawson
12/12	@LAC	Jones, Slawson
12/14	OKC	Len, Slawson
12/16	UTA	Ford, Fox, Jones, Len, Slawson
12/18	WAS	Ford, Len, Slawson
12/20	BOS	Ford, Jones, Len, Slawson
12/22	PHX	Ford, Jones, Len, Slawson
12/23	MIN	Ford, Len, Monk
12/26	@POR	Ford, Jones, Slawson
12/29	@ATL	Ford, Jones, Slawson
12/31	@MEM	Ford, Jones, Slawson
1/2	CHA	Ford, Jones, Slawson
1/3	ORL	Ford, Jones, Slawson
1/5	TOR	Ford, Jones, Slawson
1/7	NOP	Ford, Lyles, Slawson
1/9	@DET	Ford, Jones, Slawson
1/10	@CHA	Edwards, Ford, Slawson
1/12	@PHI	Ford, Huerter, Slawson
1/14	@MIL	Ford, Jones, Slawson
1/16	@PHX	Ford, Jones, Slawson
1/18	IND	Ford, Jones, Slawson
1/22	ATL	Edwards, Ford, Slawson
1/25	@GSW	Ford, Vezenkov
1/27	@DAL	Ford, Slawson, Vezenkov
1/29	@MEM	Ford, Slawson, Vezenkov
1/31	@MIA	Ford, Slawson, Vezenkov
2/2	@IND	Ford, Slawson, Vezenkov
2/3	@CHI	Ford, Slawson, Vezenkov
2/5	@CLE	Ford, Slawson, Vezenkov
2/7	DET	Duarte, Ford, Slawson
2/9	DEN	Duarte, Ford, Slawson
2/11	@OKC	M. Jones, Ford, Slawson, Vezenkov
2/13	@PHX	M. Jones, Ford, Slawson, Vezenkov
2/14	@DEN	Ford, Slawson, Vezenkov
2/22	SAS	Ford, C. Jones, Slawson, Vezenkov
2/25	@LAC	Ford, C. Jones, Len, Slawson, Vezenkov
2/26	MIA	Ford, Slawson, Vezenkov
2/28	@DEN	Ford, Fox, C. Jones, Slawson, Vezenkov
3/1	@MIN	Ford, Fox, C. Jones, Slawson, Vezenkov
3/4	CHI	Ford, Slawson, Vezenkov
3/6	@LAL	Ford, C. Jones, Slawson, Vezenkov
3/7	SAS	Ford, M. Jones, Vezenkov
3/10	HOU	Ford, C. Jones, Slawson, Vezenkov
3/12	MIL	M. Jones, Murray, Vezenkov
3/13	LAL	Huerter, Lyles, Vezenkov
3/16	NYK	M. Jones, Lyles, Vezenkov
3/18	MEM	Ford, Lyles, Vezenkov
3/20	@TOR	Ford, Huerter, M. Jones, Lyles, Vezenkov
3/21	@WAS	Ford, Huerter, M. Jones, Lyles, Vezenkov
3/23	@ORL	Ford, Huerter, M. Jones, Lyles, Vezenkov
3/25	PHI	Ford, Huerter, M. Jones, Lyles, Vezenkov
3/26	DAL	Ford, Huerter, Lyles, Vezenkov
3/29	DAL	Ford, Huerter, M. Jones, Lyles, Slawson, Vezenkov
3/31	UTA	Ford, Huerter, Monk, Slawson
4/2	LAC	Ford, Huerter, Monk
4/4	@NYK	Ford, Huerter, M. Jones, Monk, Slawson
4/5	@BOS	Ford, Huerter, M. Jones, Monk, Slawson
4/7	@BKN	Ford, Huerter, M. Jones, Monk, Slawson
4/9	@OKC	
4/11	NOP	
4/12	PHX	
4/14	POR	

2023-24 SACRAMENTO KINGS

HIGHS AND LOWS

KINGS HALF HIGH/LOWS

INDIVIDUAL - MOST

Points:	29	Malik Monk	3/1/24 @ MIN (2nd)
Field Goals Made:	12	Malik Monk	3/1/24 @ MIN (2nd)
Field Goals Attempted:	20 (2)	De'Aaron Fox	3/6/24 @ LAL (2nd)
Free Throws Made:	10	Malik Monk	11/8/23 vs. POR (2nd)
Free Throws Attempted:	12	De'Aaron Fox	11/28/23 vs. GSW (2nd)
3PT Field Goals Made:	7 (2)	De'Aaron Fox	12/29/23 @ ATL (2nd)
3PT FG Attempted:	12	De'Aaron Fox	12/29/23 @ ATL (2nd)
Rebounds:	16	Domantas Sabonis	1/29/23 @ MEM (1st)
Offensive Rebounds:	6	Domantas Sabonis	1/2/24 vs. CHA (2nd)
Defensive Rebounds:	14	Domantas Sabonis	12/31/23 @ MEM (1st)
Assists:	10 (3)	Domantas Sabonis	2/5/23 @ CLE (1st)
Steals:	5	De'Aaron Fox	3/21/24 @ WAS (1st)
Blocks:	4	JaVale McGee	12/20/23 vs. BOS (2nd)
Turnovers:	6	Domantas Sabonis	1/2/24 vs. CHA (1st)

TEAM - MOST

Points, Game:	77 (3)	1/5/23 vs. TOR (1st)
Field Goals Made:	30 (2)	1/9/23 @ DET (1st)
Field Goals Attempted:	55	1/5/23 vs. TOR (1st)
Best Field Goal %:	.667	1/9/23 @ DET (1st)
Free Throws Made:	20	1/22/24 vs. ATL (2nd)
Free Throws Attempted:	30	11/28/23 vs. GSW (2nd)
3PT FG Made:	14 (4)	1/5/23 vs. TOR (1st)
3PT FG Attempted:	30	12/20/23 vs. BOS (1st)
Best 3PT FG %:	.636	11/24/23 @ MIN (1st)
Rebounds:	35	1/10/23 @ CHA (2nd)
Offensive Rebounds:	16	4/2/24 vs. LAC (2nd)
Defensive Rebounds:	27 (2)	1/22/24 vs. ATL (1st)
Assists:	22	1/5/23 vs. TOR (1st)
Personal Fouls:	18	12/18/23 vs. WAS (2nd)
Steals:	13	11/15/23 @ LAL (2nd)
Blocks:	9	1/27/24 @ DAL (1st)
Turnovers:	12 (4)	1/29/24 @ MEM (1st)
Pts. Off Turnovers Allowed:	19	1/3/23 vs. ORL (2nd)
Points in the Paint:	56	1/9/23 @ DET (1st)
2nd Chance Points:	16	12/18/23 vs. WAS (1st)
Fast Break Points:	20	2/3/23 @ CHI (1st)

TEAM - LEAST

Points:	36	11/4/23 @ HOU (2nd)
Field Goals Made:	12	11/4/23 @ HOU (2nd)
Field Goals Attempted:	35 (2)	1/27/24 @ DAL (2nd)
Worst Field Goal %:	.293	11/4/23 @ HOU (2nd)
Free Throws Made:	0	2/26/24 @ MIA (2nd)
Free Throws Attempted:	1	2/5/24 @ CLE (1st)
3PT FG Made:	1	1/12/23 @ PHI (2nd)
3PT FG Attempted:	11 (2)	3/6/24 @ LAL (2nd)
Rebounds:	9	1/7/24 vs. NOP (1st)
Assists:	6 (2)	1/10/23 @ CHA (2nd)

OPPONENT HALF HIGH/LOWS

INDIVIDUAL - MOST

Points:	28	DeMar DeRozan	3/4/24 vs. CHI (2nd)
Field Goals Made:	10	Zion Williamson	11/20/23 @ NOP (1st)
Field Goals Attempted:	16 (2)	Jalen Brunson	3/16/24 vs. NYK (2nd)
Free Throws Made:	10 (2)	Fred VanVleet	3/10/24 vs. HOU (2nd)
Free Throws Attempted:	11	Anthony Edwards	11/24/23 @ MIN (1st)
3PT Field Goals Made:	6	Grayson Allen	1/16/24 @ PHX (1st)
3PT FG Attempted:	8 (7)	Steph Curry	1/25/24 @ GSW (1st)
Rebounds:	10 (2)	Rudy Gobert	12/23/23 vs. MIN (1st)
Offensive Rebounds:	5 (3)	Clint Capela	1/22/24 vs. ATL (1st)
Defensive Rebounds:	10	LeBron James	10/29/23 vs. LAL (2nd)
Assists:	9 (6)	Luka Doncic	1/27/24 @ DAL (2nd)
Steals:	5	James Harden	11/29/23 vs. LAC (1st)
Blocks:	4	Chet Holmgren	2/11/24 @ OKC (1st)
Turnovers:	6	Kris Dunn	12/16/23 vs. UTA (1st)

TEAM - MOST

Points, Game:	75	12/18/23 vs. WAS (2nd)
Field Goals Made:	29	1/7/24 vs. NOP (1st)
Field Goals Attempted:	54	12/26/23 @ POR (2nd)
Best Field Goal %:	.636	2/2/24 @ IND (1st)
Free Throws Made:	19 (2)	12/18/23 vs. WAS (2nd)
Free Throws Attempted:	24 (2)	12/18/23 vs. WAS (2nd)
3PT FG Made:	14	12/20/23 vs. BOS (1st)
3PT FG Attempted:	25 (2)	1/27/24 @ DAL (1st)
Best 3PT FG %:	.786	02/26/23 @ OKC (2nd)
Rebounds:	33	11/6/23 @ HOU (2nd)
Offensive Rebounds:	12	12/26/23 @ POR (2nd)
Defensive Rebounds:	25	11/6/23 @ HOU (2nd)
Assists:	20 (3)	1/5/23 vs. TOR (2nd)
Personal Fouls:	21	11/28/23 vs. GSW (2nd)
Steals:	9 (2)	12/4/23 vs. NOP (1st)
Blocks:	7 (2)	1/5/23 vs. TOR (2nd)
Turnovers:	12	1/3/23 vs. ORL (1st)
Pts. Off Turnovers Allowed:	17	2/25/24 @ LAC (2nd)
Points in the Paint:	44 (2)	12/23/23 vs. MIN (1st)
2nd Chance Points:	18	11/13/23 vs. CLE (2nd)
Fast Break Points:	19	1/16/24 @ PHX (1st)

TEAM - LEAST

Points:	37	4/7/24 @ B KN (2nd)
Field Goals Made:	11	12/31/23 @ MEM (2nd)
Field Goals Attempted:	35 (2)	2/25/24 @ LAC (2nd)
Worst Field Goal %:	.240	1/22/24 vs. ATL (1st)
Free Throws Made:	1	1/2/24 vs. CHA (1st)
Free Throws Attempted:	2 (3)	2/22/24 vs. SAS (1st)
3PT FG Made:	0	12/2/23 vs. DEN (1st)
3PT FG Attempted:	7	11/8/23 vs. POR (2nd)
Rebounds:	12	11/29/23 vs. LAC (2nd)
Assists:	6	1/10/23 @ CHA (2nd)

2023-24 SACRAMENTO KINGS

KINGS/OPPONENT TECHNICALS & EJECTIONS



KINGS TECHNICALS, FLOPPING VIOLATIONS, FLAGRANT FOULS & EJECTIONS

Kings Individual Technical Fouls: 26

Mike Brown	3	1/14 @ MIL (ejected) 3/25 vs. PHI
Chris Duarte	2	11/17 @ SAS, 3/4 vs. CHI
Keon Ellis	2	12/16 vs. UTA (ejected)
De'Aaron Fox	8	10/25 @ UTA, 11/22 @ NOP 11/24 @ MIN, 12/14 vs. OKC 1/5 vs. TOR, 2/25 @ LAC, 3/16 vs. NYK, 3/26 vs. DAL
Kevin Huerter	2	2/7 vs. DET (ejected)
Mason Jones	1	2/25 @ LAC
Trey Lyles	2	11/22 @ NOP, 12/4 vs. NOP
JaVale McGee	1	11/19 @ DAL
Malik Monk	4	11/19 @ DAL, 12/8 @ PHX 3/12 vs. MIL, 3/26 vs. DAL
Domantas Sabonis	1	12/20 vs. BOS

***Denotes rescinded Technical Foul**

Kings Flops Assessed: 1

Malik Monk	1	12/11 vs. BKN*
------------	---	----------------

***Denotes flopped assessed after game**

Kings Flagrant Fouls: 2

Domantas Sabonis	FLG1 - 11:22 (3rd)	12/20 vs. BOS
Alex Len	FLG1 - 7:46 (4th)	3/18 vs. MEM

***Denotes upgraded to a Flagrant Foul**

Kings Individual Ejections: 3

Kings Team Technical Fouls: 19

Def. 3 Seconds: McGee, 10:37 in 2nd	1	11/1 @ GSW
Def. 3 Seconds: Len, 0:19 in 1st	1	11/8 vs. POR
Def. 3 Seconds: Len, 8:39 in 2nd	1	11/8 vs. POR
Def. 3 Seconds: Edwards, 0:15 in 2nd	1	11/19 @ DAL
Def. 3 Seconds: McGee, 11:30 in 2nd	1	11/28 vs. GSW
Def. 3. Seconds: Lyles, 0:15 in 3rd	1	12/11 vs. BKN
Def. 3 Seconds: Sabonis, 5:56 in 1st	1	12/16 vs. UTA
Def. 3 Seconds: McGee, 1:22 in 1st	1	12/22 vs. PHX
Def. 3 Seconds: Fox, 8:57 in 4th	1	12/23 vs. MIN
Def. 3 Seconds: Barnes, 10:57 in 3rd	1	12/31 @ MEM
Def. 3 Seconds: Sabonis, 10:59 in 1st	1	1/2 vs. CHA
Def. 3 Seconds: McGee, 11:18 in 2nd	1	1/3 vs. ORL
Def. 3 Seconds: Barnes, 3:28 in 2nd	1	1/3 vs. ORL
Rim Hanging: McGee, 10:09 in 4th	1	1/22 vs. ATL
Def. 3 Seconds: McGee, 7:58 in 2nd	1	1/29 @ MEM
Def. 3 Seconds: Monk, 2:32 in 1st	1	2/3 @ CHI
Def. 3 Seconds: Huerter, 4:37 in 3rd	1	2/13 @ PHX
Def. 3 Seconds: Sabonis, 8:13 in 3rd	1	2/26 vs. MIA
Def. 3 Seconds: Murray, 6:16 in 1st	1	3/13 vs. LAL

OPPONENT TECHNICALS, FLOPPING VIOLATIONS, FLAGRANT FOULS & EJECTIONS

Opponent Individual Technical fouls: 23

Lauri Markkanen	1	10/25 @ UTA
Gary Payton II	1	10/27 vs. GSW
Jeremy Sochan	1	11/17 @ SAS
Tim Hardaway Jr.	2	11/19 @ DAL, 1/27 @ DAL
Dereck Lively II	1	11/19 @ DAL
Draymond Green	1	11/28 vs. GSW
Bones Hyland	1	11/29 vs. LAC
Jusuf Nurkic	1	12/8 @ PHX
Collin Sexton	1	12/16 vs. UTA
Kevin Durant	1	12/22 vs. PHX
Devin Booker	1	12/22 vs. PHX
Frank Vogel	1	12/22 vs. PHX
Garrison Matthews	1	1/22 vs. ATL
Klay Thompson	1	1/25 @ GSW
Luka Doncic	1	1/27 @ DAL
Pascal Siakam	1	2/2 @ IND
Nikola Jokic	2	2/9 vs. DEN, 2/14 @ DEN
Michael Malone	1	2/14 @ DEN
Phil Handy	1	3/6 @ LAL
Marcus Smart	2	3/18 vs. MEM (ejected)
Tyrese Maxey	1	3/25 vs. Philadelphia
Mo Bamba	1	3/25 vs. Philadelphia
Will Hardy	1	3/29 vs. Utah

***Denotes rescinded Technical Foul**

Opponent Flops Assessed: 4

Moses Moody	1	10/27 vs. GSW, 0:29 in 3rd
Nikola Jokic	1	12/2 vs. DEN*
Alec Burks	1	1/9 @ DET, 12:00 in 3rd
Dennis Schroder	1	4/7 @ BKN, 6:13 in 2nd

***Denotes flopped assessed after game**

Opponent Flagrant Fouls: 6

Jordan Clarkson	FLG1 - 6:36 (4th)	10/25 @ UTA
Jaylin Williams	FLG1 - 7:31 (4th)	11/10 vs. OKC
Jusuf Nurkic	FLG1 - 6:08 (4th)	12/8 @ PHX
Devin Booker	FLG1 - 4:37 (4th)	12/8 @ PHX
Grayson Allen	FLG1 - 7:03 (4th)	2/13 @ PHX
Josh Hart	FLG1 - 10:21 (3rd)	3/16 vs. NYK

***Denotes upgraded to a Flagrant Foul**

Opponent Ejections: 1

Opponent Team Technical Fouls: 23

Delay of Game	1	10/25 @ UTA
Def. 3 Seconds: Wood, 5:58 in 2nd	1	10/29 vs. LAL
Def. 3 Seconds: Payton II, 2:33 in 1st	1	11/1 @ GSW
Def. 3 Seconds: Brooks, 7:59 in 1st	1	11/4 @ HOU
Def. 3 Seconds: Brown, 11:44 in 2nd	1	11/8 vs. POR
Def. 3 Seconds: Claxton, 5:15 in 4th	1	12/11 vs. BKN
Def. 3 Seconds: Sexton, 10:03 in 1st	1	12/16 @ UTA
Def. 3 Seconds: Johnson, 7:05 in 2nd	1	12/26 @ ATL
Def. 3 Seconds: Carter Jr., 4:10 in 1st	1	1/3 vs. ORL
Def. 3 Seconds: Boucher, 6:36 in 2nd	1	1/5 vs. TOR
Def. 3 Seconds: Portis, 9:11 in 2nd	1	1/14 @ MIL
Def. 3 Seconds: B. Lopez, 1:15 in 3rd	1	1/14 @ MIL
Delay of Game, 5:14 in 3rd; 3:25 in 4th	2	1/27 @ DAL
Def. 3 Seconds: C. White, 4:07 in 1st	1	2/3 @ CHI
Def. 3 Seconds: E. Mobley, 1:39 in 3rd, 11:25 in 4th	2	2/5 @ CLE
Def. 3 Seconds: Z. Nnaji, 3:17 in 3rd	1	2/9 vs. DEN
Def. 3 Seconds: D. Russell, 1:32 in 1st	1	3/6 @ LAL
Def. 3 Seconds: G. Antetokounmpo, 2:28 in 2nd	1	3/12 vs. MIL
Def. 3 Seconds: K. Kuzma, 9:21 in 2nd	1	3/21 @ WAS

2023-24 SACRAMENTO KINGS STATS WINS & LOSSES + MISCELLANEOUS

IN WINS			IN LOSSES		
Most consecutive wins	6	11/8-11/19	Most consecutive losses	4	1/12-1/18
Most consecutive home wins	5	10/29-11/28	Most consecutive home losses	2 (2)	12/23-1/2, 1/7-1/18
Most consecutive road wins	4	12/29-1/10	Most consecutive road losses	3 (3)	11/1-11/6, 1/12-1/16, 2/5-2/13
Largest margin of victory	35	3/12 vs. MIL (129-94)	Largest margin of defeat	36 (2)	11/20 at NOP (93-129)
at home	35	3/12 vs. MIL (129-94)	at home	36	3/26 vs. DAL (96-132)
on road	34	3/20 @ TOR (123-89)	on road	36	11/20 at NOP (93-129)
Largest lead in a game	38	3/20 @ TOR (123-89)	Largest deficit in a game	50	1/7 vs. NOP (100-133)
at home	37	3/12 vs. MIL (129-94)	at home	50	1/7 vs. NOP (100-133)
on road	38	3/20 @ TOR (123-89)	on road	41	11/20 at NOP (93-129)
Largest deficit overcome to win	24	11/28 vs. GSW (124-123)	Largest blown lead in a loss	22 (2)	1/16 at PHX (117-119)
at home	24	11/28 vs. GSW (124-123)	at home	22	3/4 vs. CHI (109-113)
on road	23	12/29 @ ATL (117-110)	on road	22	1/16 at PHX (117-119)
Never trailed in these games	5	11/10 vs. OKC (105-98) 11/15 @ LAL (125-110) 12/11 vs. BKN (131-118) 12/16 vs. UTA (125-104) 3/12 vs. MIL (129-94)	Never led in these games		

KINGS MISCELLANEOUS STATISTICS

IN THE 2023-24 REGULAR SEASON, THE KINGS ARE:

24-17 leading after the first quarter	37-3 outshooting opponent in FG%	14-10 committing 15 or more turnovers
2-0 tied after the first quarter	0-0 tied in FG% with opponent	31-23 committing under 15 turnovers
19-16 trailing after the first quarter	9-30 outshot by opponent in FG%	16-16 committing more turnovers than opponent
39-7 leading at the half	27-5 shooting .500 or better from the field	6-2 tied in turnovers with opponent
1-0 tied at the half	18-28 shooting under .500 from the field	23-15 committing less turnovers than opponent
7-25 trailing at the half	9-24 opponent shoots .500 or better from the field	29-8 having more points in the paint than opponent
41-6 leading after three quarters	36-9 opponent shoots under .500 from the field	15-24 having less points in the paint than opponent
1-1 tied after three quarters	31-8 More 3-point field goals made	1-1 having same amount points in the paint
3-27 trailing after three quarters	1-4 tied in 3-point field goals made	29-22 having more 2nd-chance points than opponent
45-24 scoring 100+ points	13-20 outshot by opponents in 3-point field goals made	12-10 having less 2nd-chance points than opponent
0-9 scoring under 100 points	27-6 outshooting opponents in 3pt FG%	4-1 having same amount 2nd-chance points
35-32 allowing opponent to score 100+ points	0-1 tied in 3pt FG%	34-15 having more fast break points than opponent
10-1 holding opponent to under 100 points	18-26 outshot by opponents in 3pt FG%	9-18 having less fast break points than opponent
32-13 outrebounding opponent	4-0 shooting .500 or better in 3pt FG%	2-0 having same amount fast break points
1-1 tied with opponent in rebounding	15-9 outshooting or tied with opponents in FT%	
12-19 outrebounded by opponent	30-24 outshot by opponents in FT%	
27-14 bench outscores opponent	36-16 shooting .700 or better in FT%	
1-3 benches are tied	5-3 shooting 30 or more free throws	
17-16 bench outscored by opponent bench	15-12 having more FT attempts than opponent	
32-9 out-assisting opponent	2-1 tied in free throw attempts with opponent	
3-3 tied with opponent in assists	28-20 having less FT attempts than opponent	
9-21 out-assisted by opponent		
27-5 recording 30 or more assists		

2023-24 KINGS/OPPONENTS STATISTICS GAME-BY-GAME



Date	Opponent	W/L	Points		REB		AST		STL		TO (pts off)		BLK		PAINT		2nd CHANCE		FASTBREAK		BIGGEST LEADS	
			SAC	opp	SAC	opp	SAC	opp	SAC	opp	SAC	opp	SAC	opp	SAC	opp	SAC	opp	Sac	Opp	Sac	Opp
10/25	@UTA	W	130	114	45	54	29	22	6	6	12(14)	14(9)	8	2	48	64	14	15	10	15	23	1
10/27	GSW	L	114	122	41	39	24	32	10	14	14(26)	19(18)	3	3	54	44	8	9	5	11	11	18
10/29	LAL	W	132	127	47	53	30	27	6	4	10(15)	12(10)	7	4	56	44	20	16	7	22	15	5
11/1	@GSW	L	101	102	48	36	24	32	8	5	15(20)	18(18)	4	6	38	46	12	10	10	7	11	9
11/4	@HOU	L	89	107	43	53	20	28	5	4	11(13)	11(10)	6	3	42	54	11	10	2	6	1	20
11/6	@HOU	L	97	122	34	39	22	28	5	8	15(19)	11(9)	2	4	38	50	19	8	11	14	2	40
11/8	POR	W	121	118	50	36	32	26	11	10	21(19)	18(23)	6	5	58	50	26	10	18	9	10	5
11/10	OKC ^{IST}	W	105	98	52	38	28	22	10	9	18(20)	16(23)	9	5	46	58	23	6	13	11	17	0
11/13	CLE	W	132	120	37	38	32	23	3	3	10(8)	11(16)	4	1	52	59	11	25	19	4	21	3
11/15	@LAL	W	125	110	45	43	31	25	20	12	16(27)	23(30)	1	6	54	50	16	6	21	12	26	0
11/17	@SAS ^{IST}	W	129	120	41	42	31	33	11	7	14(25)	16(18)	2	3	48	48	7	15	16	7	16	18
11/19	@DAL	W	129	113	48	40	34	23	9	8	13(17)	10(6)	3	2	58	46	22	6	9	9	21	2
11/20	@NOP	L	93	129	36	55	27	38	5	6	13(19)	12(16)	5	6	40	64	10	15	11	17	6	41
11/22	@NOP	L	112	117	38	48	22	23	3	10	16(20)	10(5)	1	2	28	62	4	15	16	5	9	17
11/24	@MIN ^{IST}	W	124	111	46	44	25	25	7	6	13(13)	18(22)	4	9	58	42	26	15	10	9	22	3
11/28	GSW ^{IST}	W	124	123	46	52	25	25	8	6	10(13)	20(26)	7	6	50	38	9	7	10	7	3	24
11/29	LAC	L	117	131	47	37	22	28	1	8	14(13)	7(5)	1	5	48	58	12	8	3	9	3	25
12/2	DEN	W	123	117	47	46	33	35	7	9	11(11)	11(20)	5	6	60	62	9	7	19	11	17	8
12/4	NOP ^{IST}	L	117	127	38	42	29	29	8	12	14(15)	14(12)	2	7	38	52	13	17	15	14	15	15
12/8	PHX	W	114	106	50	40	25	26	7	8	13(12)	11(9)	0	5	48	56	16	6	16	13	15	11
12/11	BKN	W	131	118	42	41	38	23	3	6	13(11)	13(16)	3	6	32	50	16	11	15	2	21	0
12/12	@LAC	L	99	119	38	49	27	21	8	7	14(18)	17(20)	2	2	48	62	13	14	12	7	3	33
12/14	OKC	W	128	123	47	44	32	26	6	8	17(20)	14(12)	4	7	50	62	22	12	7	14	14	6
12/16	UTA	W	129	104	45	37	36	28	6	8	18(17)	13(20)	2	3	48	52	13	15	16	2	30	0
12/18	WAS	W	143	131	42	39	35	26	8	3	7(11)	12(8)	5	6	64	46	19	7	15	15	26	6
12/20	BOS	L	119	144	37	50	29	35	4	6	7(14)	9(10)	8	10	40	48	20	18	6	30	12	30
12/22	PHX	W	120	105	37	45	32	19	7	8	14(15)	15(21)	7	4	56	58	6	18	21	11	29	2
12/23	MIN	L	98	110	40	43	23	31	10	9	11(16)	12(10)	2	5	52	66	6	4	5	28	2	22
12/26	@POR	L	113	130	40	46	25	28	5	5	12(18)	10(12)	7	5	62	60	17	15	20	18	8	20
12/29	@ATL	W	117	110	38	51	35	29	9	9	12(17)	15(9)	3	4	52	40	11	26	8	11	7	23
12/31	@MEM	W	123	92	59	34	28	20	2	4	13(10)	8(11)	4	1	58	32	15	2	15	7	31	5
1/2	CHA	L	104	111	48	35	23	23	8	8	21(17)	15(15)	2	10	48	48	22	2	11	12	10	7
1/3	ORL	W	138	135	58	39	36	33	9	10	21(30)	21(29)	3	7	66	24	23	11	19	10	16	7
1/5	TOR	W	135	130	42	37	35	31	4	5	15(24)	14(21)	1	10	60	62	26	12	16	18	23	1
1/7	NOP	L	100	133	25	51	28	35	9	2	9(12)	16(23)	2	9	44	48	11	15	6	19	1	50
1/9	@DET	W	131	110	44	40	39	27	8	12	18(21)	21(24)	6	2	82	46	8	12	24	21	21	20
1/10	@CHA	W	123	98	53	36	24	17	2	2	10(8)	10(11)	8	3	62	28	13	13	13	5	26	7
1/12	@PHI	L	93	112	54	46	20	23	6	11	17(29)	14(14)	4	9	42	44	12	16	16	10	2	25
1/14	@MIL	L	142	143	47	40	34	31	6	5	9(14)	14(13)	2	3	64	44	4	7	11	14	9	12
1/16	@PHX	L	117	119	31	46	31	46	7	7	14(20)	20(25)	4	6	44	46	11	11	14	27	22	2
1/18	IND	L	121	126	38	34	27	33	7	5	11(13)	12(18)	6	6	54	62	5	9	16	7	4	16
1/22	ATL	W	122	107	51	50	22	19	8	2	9(10)	12(13)	2	7	56	40	9	16	15	7	24	2
1/25	@GSW	W	134	133	34	33	33	30	8	7	10(11)	13(12)	5	3	40	52	15	16	18	12	11	4
1/27	@DAL	W	120	115	39	43	27	35	4	7	14(22)	10(15)	10	2	54	44	9	16	17	21	23	8
1/29	@MEM	W	103	94	51	37	24	22	10	11	19(22)	14(22)	1	1	56	34	17	11	16	10	9	15
1/31	@MIA	L	106	115	44	49	26	38	6	3	9(12)	10(6)	3	2	54	50	17	7	22	15	3	18
2/2	@IND	W	133	122	38	39	26	23	15	13	17(18)	22(31)	3	3	66	58	18	16	9	7	18	5
2/3	@CHI	W	123	115	40	47	33	24	12	13	17(17)	16(19)	1	3	50	52	5	14	24	15	30	5
2/5	@CLE	L	110	136	40	45	28	36	5	10	12(17)	9(8)	1	5	40	48	8	6	12	31	2	29
2/7	DET	L	120	133	33	48	31	32	7	2	4(5)	13(20)	6	2	56	50	15	7	12	9	9	15
2/9	DEN	W	135	106	42	35	32	26	11	9	16(19)	21(37)	1	5	60	42	13	13	16	6	32	9
2/11	@OKC	L	113	127	40	36	32	30	5	8	18(30)	11(14)	5	9	44	54	11	9	12	14	4	24
2/13	@PHX	L	125	130	50	39	27	29	8	11	13(15)	12(18)	6	6	72	42	18	8	26	4	11	10
2/14	@DEN	W	102	98	48	45	21	27	7	6	15(16)	12(15)	5	5	56	40	10	6	13	4	7	16
2/22	SAS	W	127	122	42	42	29	37	5	9	10(17)	8(12)	6	5	70	72	14	11	13	13	11	6
2/25	@LAC	W	123	107	41	39	29	23	10	7	10(14)	16(25)	1	2	54	62	21	12	8	12	18	4
2/26	MIA	L	110	121	41	39																

2023-24 KINGS/OPPONENTS

STATISTICS GAME-BY-GAME

			POINTS																				
Date	Opponent	W/L	FG%		3FG%		FT%		QTR1		QTR2		QTR3		QTR4		OT		2OT		BENCH		PTS
			SAC	opp	SAC	opp	SAC	opp	SAC	opp	SAC	opp	SAC	opp	SAC	opp	SAC	opp	SAC	opp	Sac	Opp	
10/25	@UTA	W	46.1	45.1	37.3	32.1	85.0	74.2	32	24	40	34	33	29	25	27					35	40	
10/27	GSW	L	43.6	55.2	30.0	43.8	69.0	85.7	29	24	28	36	27	39	30	23					30	34	
10/29	LAL	W	47.1	43.9	35.4	33.3	70.8	76.5	41	28	25	27	21	28	28	32	17	12			46	28	
11/1	@GSW	L	40.9	48.1	31.4	35.5	78.3	86.7	31	28	24	28	24	18	22	28					30	34	
11/4	@HOU	L	38.1	46.0	26.8	36.1	73.7	70.0	19	33	34	26	15	12	21	36					47	14	
11/6	@HOU	L	44.4	57.3	35.0	48.4	55.0	77.8	22	32	20	35	18	30	37	25					56	49	
11/8	POR	W	46.1	50.6	29.7	36.4	73.7	75.9	34	29	22	31	29	24	26	27	10	7			52	26	
11/10	OKC ^{IST}	W	41.8	44.8	27.7	23.3	76.2	81.2	34	20	19	22	22	28	30	28					24	18	
11/13	CLE	W	59.0	50.0	47.6	45.7	63.6	82.4	33	25	35	35	42	29	22	31					32	35	
11/15	@LAL	W	50.0	50.6	36.4	37.9	76.5	78.9	38	25	34	34	32	21	21	30					18	22	
11/17	@SAS ^{IST}	W	54.1	47.3	42.9	41.7	79.2	82.6	29	31	33	31	33	32	34	26					37	27	
11/19	@DAL	W	53.3	46.6	42.5	35.3	76.2	73.1	35	36	35	29	37	31	22	17					25	46	
11/20	@NOP	L	37.9	54.3	24.4	42.9	66.7	81.0	31	29	22	37	16	34	24	29					38	41	
11/22	@NOP	L	44.7	47.1	34.1	23.3	82.9	75.7	30	32	20	32	29	29	33	24					27	39	
11/24	@MIN ^{IST}	W	49.0	43.9	48.6	36.4	81.8	93.1	38	31	32	33	22	15	32	32					45	25	
11/28	GSW ^{IST}	W	45.1	48.2	34.1	41.5	64.3	86.7	29	37	26	35	40	32	29	19					48	35	
11/29	LAC	L	46.5	53.8	31.7	50.0	85.7	77.3	27	35	23	37	31	30	36	29					43	20	
12/2	DEN	W	48.5	49.5	47.1	24.0	73.3	65.0	25	30	39	20	24	28	35	39					45	22	
12/4	NOP	L	44.7	54.0	34.1	45.2	81.8	82.6	36	35	25	34	30	31	26	27					31	29	
12/8	PHX	W	45.7	48.2	35.9	34.4	80.0	65.2	24	26	26	33	33	12	31	35					42	39	
12/11	BKN	W	51.1	47.7	55.6	48.3	71.4	95.2	18	26	28	30	44	37	33	33					43	37	
12/12	@LAC	L	41.9	52.4	27.0	37.9	70.8	95.2	24	32	24	38	22	29	29	20					48	48	
12/14	OKC	W	49.5	43.1	40.0	30.6	76.2	88.9	29	30	30	23	41	39	28	31					45	26	
12/16	UTA	W	54.1	44.2	48.9	32.4	73.3	76.2	35	23	27	27	44	26	19	28					29	31	
12/18	WAS	W	53.0	51.8	39.5	47.4	76.9	83.3	27	31	39	25	46	35	31	40					30	43	
12/20	BOS	L	47.3	55.4	47.7	52.4	52.2	83.3	41	38	25	36	24	39	29	31					47	33	
12/22	PHX	W	53.0	44.3	31.6	20.0	76.9	78.6	35	30	30	24	38	30	17	21					16	40	
12/23	MIN	L	43.5	50.6	24.2	30.3	76.2	85.7	20	28	27	31	23	22	28	29					20	13	
12/26	@POR	L	48.4	50.0	23.8	40.0	81.2	80.0	33	32	27	35	35	37	18	26					17	65	
12/29	@ATL	W	51.7	39.4	37.8	34.9	53.3	84.0	23	36	30	35	33	20	31	19					43	25	
12/31	@MEM	W	51.1	36.6	48.5	30.0	76.5	71.4	34	29	36	29	31	22	22	13					58	28	
1/2	CHA	L	43.5	51.2	38.9	35.3	58.8	78.9	21	25	29	20	28	30	26	36					26	29	
1/3	ORL	W	48.6	48.9	37.5	56.8	67.7	81.5	27	30	40	25	24	34	27	29	9	9	11	8	56	51	
1/5	TOR	W	52.0	54.0	55.3	35.1	66.7	85.2	36	27	41	30	30	40	28	33					43	44	
1/7	NOP	L	41.8	61.0	33.3	54.3	75.0	87.5	21	33	26	39	14	31	39	30					61	53	
1/9	@DET	W	57.4	47.1	39.4	37.8	71.4	76.2	29	47	39	18	30	30	33	15					32	39	
1/10	@CHA	W	51.7	40.2	37.1	42.1	78.3	75.0	33	28	38	31	24	21	28	18					49	25	
1/12	@PHI	L	33.7	43.0	21.1	42.9	80.8	94.4	21	29	25	36	27	22	20	25					38	26	
1/14	@MIL	L	52.4	52.2	41.5	46.5	75.0	84.4	37	32	29	36	25	27	37	33	14	15			45	47	
1/16	@PHX	L	50.0	49.4	45.0	45.9	58.3	90.0	39	27	29	24	28	33	21	35					27	24	
1/18	IND	L	51.8	55.1	40.5	39.4	56.2	78.9	31	34	26	36	32	29	32	27					16	34	
1/22	ATL	W	46.2	38.7	31.6	35.0	88.9	77.8	27	24	30	16	30	29	35	38					43	19	
1/25	@GSW	W	52.7	55.8	45.8	51.4	84.2	78.3	40	32	35	40	29	29	30	32					22	49	
1/27	@DAL	W	53.8	43.9	36.7	34.8	76.7	72.2	29	25	34	24	31	26	26	40					16	33	
1/29	@MEM	W	51.2	37.5	28.9	36.1	60.0	75.0	18	33	29	17	28	21	28	23					26	25	
1/31	@MIA	L	44.1	50.0	30.0	46.4	66.7	78.3	22	28	33	31	29	31	22	25					18	47	
2/2	@IND	W	56.7	54.1	38.2	34.5	64.3	83.3	38	39	33	25	28	24	34	34					40	44	
2/3	@CHI	W	50.0	46.2	38.5	32.4	82.8	90.9	32	25	39	27	20	29	32	34					44	16	
2/5	@CLE	L	46.2	58.0	38.6	56.1	58.3	64.7	34	39	25	35	33	32	18	30					37	44	
2/7	DET	L	47.4	56.0	34.1	54.8	68.2	1.000	36	31	27	39	36	27	21	36					47	54	
2/9	DEN	W	58.6	46.3	50.0	34.5	88.9	71.4	32	35	35	22	39	29	29	20					65	43	
2/11	@OKC	L	48.9	54.1	38.1	48.1	69.2	81.5	27	29	30	38	26	33	30	27					46	21	
2/13	@PHX	L	51.6	51.8	29.0	41.9	75.0	80.6	39	38	28	26	25	30	33	36					25	44	
2/14	@DEN	W	43.8	39.3	27.3	34.6	78.9	86.4	16	27	25	26	30	21	31	24					18	19	
2/22	SAS	W	55.9	51.0	39.4	44.0	71.4	68.8	30	32	35	25	28	30	34	35					35	35	
2/25	@LAC	W	49.5	48.8	40.5	29.6	81.8	95.0	25	28	33	23	31	29	34	27					25	16	
2/26	MIA	L	52.9	51.7	40.6	36.7	58.3	80.0	33	32	29	33	19	36	29	20					17	34	
2/28	@DEN	L	40.0	53.3	34.3	42.9	61.5	9															